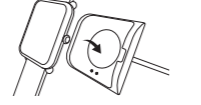
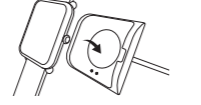

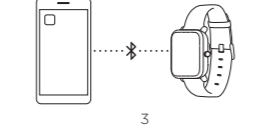

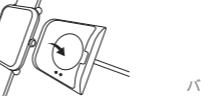
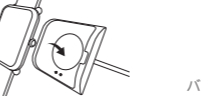

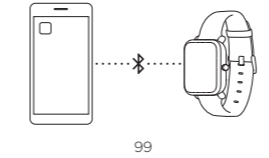

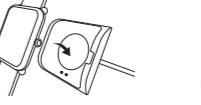

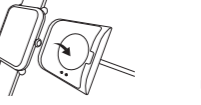




User Manual	1
使用說明書	14
Manuale de utilizare	24
Průvodce pro uživatele	32
Manuale Utente	39
Manuel Utilisateur	47
Bedienungsanleitung	55
Bedienungsanleitung	63
მომხმარებლის წიგნი	76
Manuale de utilizare	84
ユーザーの手帳	97
사용자 가이드	103
Kullanım Kılavuzu	109
117	117
125	125

<p><b>Charging Your Watch</b></p> <p>Place the watch on the charging cradle as shown in the figure, and plug the charging cable into a USB power adapter or USB port.</p> <p>Please use a power adapter that is rated 5V and above 500mA.</p>  <p>Low Battery 1</p> <p>Charging</p> <p>Fully Charged</p>	<p><b>Charging Your Watch</b></p> <p>Place the watch on the charging cradle as shown in the figure, and plug the charging cable into a USB power adapter or USB port.</p> <p>Please use a power adapter that is rated 5V and above 500mA.</p>  <p>Low Battery 1</p> <p>Charging</p> <p>Fully Charged</p>
<p><b>Built-in Battery Precautions</b></p> <p>Do not attempt to replace the device battery on your own or force open the built-in battery. Use only the official charging base to charge your device.</p> <p><b>Install the Amazfit app on your phone</b></p> <p>Search for Amazfit on the App Store/Google Play or scan the QR code below to download and install the app.</p> 	<p><b>Connecting Your Device</b></p> <p>Please make sure you have the Bluetooth feature activated on your phone. Then, open the Amazfit app and follow the on-screen instructions in the app to sign into an existing account or create a new account if needed. Once logged in, pair the device with your phone by selecting the "Profile" -&gt; "Add device" -&gt; "Watch" -&gt; "Amazfit Bip 5". The pairing requires the identification of the device and pressing "Yes" on the watch.</p> 
<p><b>Regulatory Notice</b></p> <p>This device complies with part 15 of the FCC Rules. Operation is subject to the following two conditions:</p> <ol style="list-style-type: none"> <li>This device may not cause harmful interference, and</li> <li>This device must accept any interference received, including the interference that may cause undesired operation. <p>FCC ID: JAC14A823</p> <p>Any changes or modifications that are not expressly approved by the party responsible for the compliance may void the user's authority to operate the equipment.</p> </li></ol>	<p>Note: This equipment has been tested and found to comply with the limits for a Class B digital device pursuant to Part 15 of the FCC Rules. These limits are designed to provide reasonable protection against harmful interference in a residential installation. This equipment generates, uses, and may radiate radio frequency energy and, if not installed and used in accordance with the instructions, may cause harmful interference to radio communications. However, there is no guarantee that interference will not occur in a particular installation. If this product does cause harmful interference to radio or television reception, which can be determined by turning the equipment on and off, the user is encouraged to try to correct the interference by one or more of the following measures:</p> <ol style="list-style-type: none"> <li>Reorient or relocate the receiving antenna.</li> <li>Increase the separation between the equipment and receiver.</li> <li>Connect the equipment into an outlet on a circuit different from that to which the receiver is connected.</li> <li>Consult the dealer or an experienced radio/TV technician for help.</li> </ol> <p>The device has been evaluated to meet general RF exposure requirement. The device can be used in portable exposure condition without restriction.</p> 
<p>Under industry Canada regulations, this radio transmitter may only operate using an antenna of a type and the maximum power gain approved for the transmitter by Industry Canada. To reduce the potential of radio interference to other users, the antenna type and its gain should be so chosen that the equivalent isotropically radiated power (e.i.r.p.) is not more than that necessary for successful communication.</p> <p>Conformément à la réglementation d'Industrie Canada, le présent émetteur radio peut fonctionner avec une antenne d'un type et d'un gain maximal (ou inférieure) approuvé pour l'émission par Industrie Canada. Dans le but de réduire les risques de brouillage radioélectrique à l'égard des autres utilisateurs, il faut choisir le type d'antenne et son gain de sorte que la puissance isotrope équivalente (p.i.e.) ne dépasse pas l'intensité nécessaire à l'établissement d'une communication satisfaisante.</p>	<p>This device complies with Industry Canada licence-exempt RSS (standards). Operation is subject to the following two conditions:</p> <ol style="list-style-type: none"> <li>This device may not cause interference, and</li> <li>This device must accept any interference, including interference that may cause undesired operation of the device.</li> </ol> <p>IC: 2806-A823 CAN ICES-3(B)/NMB-3(B)</p> <p>Le présent appareil est conforme aux CNR d'Industrie Canada applicables aux appareils radio exempts de licence. L'opération de cet appareil est assujettie aux deux conditions suivantes:</p> <ol style="list-style-type: none"> <li>l'appareil ne doit pas produire de brouillage, et</li> <li>l'utilisateur de l'appareil doit accepter tout brouillage radioélectrique subi, même si le brouillage est susceptible d'en compromettre le fonctionnement. </li></ol>
<p><b>Disposal and Recycling Information</b></p> <p>The following symbol signifies that this product has to be disposed separately from ordinary household wastes at its end of life. Please kindly advise that you are responsible to dispose the electronic equipment at recycling centers so as to help conserve the natural resources.</p> <p><b>Certifications and Safety Approvals</b></p> <p>Horley, Anhui Huatai Information Technology Co., Ltd. declares that the radio equipment (Type Approval Certificate No. 2023) is in conformity with the following internet address: <a href="https://www.amazfit.com/support.html">https://www.amazfit.com/support.html</a></p>	<p><b>Disposal and Recycling Information</b></p> <p>The following symbol signifies that this product has to be disposed separately from ordinary household wastes at its end of life. Please kindly advise that you are responsible to dispose the electronic equipment at recycling centers so as to help conserve the natural resources.</p> <p><b>Certifications and Safety Approvals</b></p> <p>Horley, Anhui Huatai Information Technology Co., Ltd. declares that the radio equipment (Type Approval Certificate No. 2023) is in conformity with the following internet address: <a href="https://www.amazfit.com/support.html">https://www.amazfit.com/support.html</a></p>
<p>For more regulatory information and product certification/compliance logos related to Amazfit Bip 5, please go to Regulatory on your Amazfit Bip 5.</p>	<p><b>Safety Notice</b></p> <ul style="list-style-type: none"> <li>The device is water resistant with a certified rating of 5 ATM. This means that the device is resistant to rain and when showering. It may also be used in shallow-water activities, such as swimming, in a pool.</li> <li>However, the watch should not be used when soaking during bathing, using a sauna, or in other activities involving a high-velocity jet of water or the submersion below shallow depth.</li> <li>Please do not operate the watch underwater. After submerging, dry it with a dry cloth before operating or charging.</li> <li>The watch is not protected against chemical reagents, acidic or alkaline solutions, etc. Defects caused by liquid damages are not covered under the warranty.</li> </ul>
<p><b>Specifications</b></p> <p>Product Name: Amazfit Bip 5 Lite Product model: A823 Wearable connection: Bluetooth 5.0 BLE Input: 5V 500 mA (Max.) Frequency: 2400-2480 MHz Max. Output: 0 dBm Operating temperature: 0°C to 45°C Water resistance rating: 5 ATM Device requirements: Devices installed with Android 5.0 or iOS 10.0 or above OS versions</p>	<p><b>Warranty and Return Policy</b></p> <p>All Amazfit products are covered by a 1-year limited warranty. Official website: <a href="https://www.amazfit.com">www.amazfit.com</a> Help: <a href="mailto:support@amazfit.com">support@amazfit.com</a> Email us at: <a href="mailto:support@amazfit.com">support@amazfit.com</a></p>

<p><b>時計の充電</b></p> <p>時計を充電スタンドに押し込み、充電スタンドのUSBポートを充電器またはコンピュータのUSBポートに接続して充電します。時計を充電するには、定格出力500mA以上の携帯用充電器を使用してください。</p>  <p>バッテリー不足 97</p> <p>充電</p> <p>フル充電</p>	<p><b>時計の充電</b></p> <p>時計を充電スタンドに押し込み、充電スタンドのUSBポートを充電器またはコンピュータのUSBポートに接続して充電します。時計を充電するには、定格出力500mA以上の携帯用充電器を使用してください。</p>  <p>バッテリー不足 97</p> <p>充電</p> <p>フル充電</p>
<p><b>内蔵バッテリーに関する注意事項</b></p> <p>Amazfit Bip 5 のバッテリーを交換したり、内蔵バッテリーを無理に取り外したりしないでください。Amazfit Bip 5 の充電には、規定のケーブルのみを使用してください。</p> <p><b>あなたの携帯電話にAmazfit appをインストールする</b></p> <p>携帯電話は、次のQRコードをスキャンするか、各アプリストアで「Amazfit」アプリをダウンロードしてインストールします。</p> 	<p><b>時計をペアリングする</b></p> <p>Amazfit appを開き、ロギンして「プロフィール」ページに移動し、「デバイスを追加」&gt;「腕時計」を選択し、プロンプトに従って検索とペアリングを行います。</p> 
<p><b>予防措置</b></p> <p>• ウォッチはデジタルモーター駆動の電子機器であり、プールでの水泳やシャワーでの使用に耐えています。ダイビングやサウナでの使用には適していません。水で長時間を濡らしてはいけません。お風呂によく浸ると、湯気が充ちてタッチスクリーンを操作し、充電していただき、この問題を、発生、修理および予防することができます。化学製品などの腐食性液体の存在はありえません。設備または予防が使用による故障または欠陥は、保証の対象外です。</p> <p>製品名: Amazfit Bip 5 Lite 製品モデル: A823 ウェアラブル接続: Bluetooth 5.0 BLE (バージョン: 5.0) 入力: 5V 500mA (最大) 周波数: 2400-2480 MHz 最大出力: 0 dBm 動作温度: 0°C ~ 45°C 防水性能: 5 ATM (200m水深) デバイス要件: Android 5.0 または iOS 10.0 以上の OS バージョンがインストールされたデバイス</p> <p>製品名: Amazfit Bip 5 Lite の関連情報、規格情報と製品認証/コンプライアンスマークについては、Amazfit Bip 5 Lite の管理項目を参照してください。</p>	<p><b>基本パラメータ</b></p> <p>製品名: Amazfit Bip 5 Lite 製品モデル: A823 ウェアラブル接続: Bluetooth 5.0 BLE (バージョン: 5.0) 入力: 5V 500mA (最大) 周波数: 2400-2480 MHz 最大出力: 0 dBm 動作温度: 0°C ~ 45°C 防水性能: 5 ATM (200m水深) デバイス要件: Android 5.0 または iOS 10.0 以上の OS バージョンがインストールされたデバイス</p>
<p><b>保証</b></p> <p>すべてのAmazfit製品の保証期間は1年です。 公式サイト: <a href="https://www.amazfit.com">www.amazfit.com</a> ヘルプ: <a href="mailto:support@amazfit.com">support@amazfit.com</a> オンラインサポート: <a href="mailto:support@amazfit.com">support@amazfit.com</a></p>	<p><b>保証</b></p> <p>すべてのAmazfit製品の保証期間は1年です。 公式サイト: <a href="https://www.amazfit.com">www.amazfit.com</a> ヘルプ: <a href="mailto:support@amazfit.com">support@amazfit.com</a> オンラインサポート: <a href="mailto:support@amazfit.com">support@amazfit.com</a></p>

<p><b>내장 배터리 주의 사항</b></p> <p>장치의 배터리를 본인 직접 교체하거나 배터리를無理로 떼어내지 마세요. 충전 시 반드시 전용 충전기만을 사용하십시오.</p> <p><b>Amazfit 앱 휴대전화에 다운로드 및 설치하세요.</b></p> <p>휴대폰을 이용하여 다음의 QR 코드를 스캔한 뒤, 제품 페이지에 대한 단락을 통해 'Amazfit 앱'을 설치하십시오.</p> 	<p><b>시계 충전</b></p> <p>그림과 같이 시계를 충전 스탠드에 놓은 후, 충전 스탠드의 USB 포트를 충전기 또는 컴퓨터의 USB 포트에 연결하여 충전합니다. 시계를 충전하려면 정격 출력 500mA 이상의 출력에서 시계를 충전하십시오.</p>  <p>배터리 부족 103</p> <p>충전 중</p> <p>충전 완료</p>
<p><b>내장 배터리 주의 사항</b></p> <p>장치의 배터리를 본인 직접 교체하거나 배터리를無理로 떼어내지 마세요. 충전 시 반드시 전용 충전기만을 사용하십시오.</p> <p><b>Amazfit 앱 휴대전화에 다운로드 및 설치하세요.</b></p> <p>휴대폰을 이용하여 다음의 QR 코드를 스캔한 뒤, 제품 페이지에 대한 단락을 통해 'Amazfit 앱'을 설치하십시오.</p> 	<p><b>시계 충전</b></p> <p>그림과 같이 시계를 충전 스탠드에 놓은 후, 충전 스탠드의 USB 포트를 충전기 또는 컴퓨터의 USB 포트에 연결하여 충전합니다. 시계를 충전하려면 정격 출력 500mA 이상의 출력에서 시계를 충전하십시오.</p>  <p>배터리 부족 103</p> <p>충전 중</p> <p>충전 완료</p>
<p><b>주의 사항</b></p> <ul style="list-style-type: none"> <li>이 시계는 5 ATM의 방수 성능을 갖출 수 있으므로 수영장에서는 사용할 수 있지만, 다이빙이나 사우나에서 사용은 부적합합니다.</li> <li>수중에서 장시간 침수된 후 사용하면, 시계가 맞은 상태라면 액션 컨트롤을 따라야 터치 스크린을 사용할 수 있습니다.</li> <li>이 시계는 화학, 산성 또는 알칼리성 액체, 화학 제품 등과 같은 침식성 액체에 노출될 수 있으므로, 오염 또는 부식성 물질 사용으로 인한 손상은 보증의 대상이 되지 않습니다.</li> <li>방수 등급: 5 ATM</li> <li>작동 온도: 0°C ~ 45°C</li> </ul> <p>Amazfit Bip 5 Lite에 대한 더 많은 규제 및 제품 인증/인증 번호에 대해서는 Amazfit Bip 5 Lite에 대해 부서를 방문하십시오.</p>	<p><b>제품 사양</b></p> <p>제품명: Amazfit Bip 5 Lite 모델명: A823 웨어러블 연결: 블루투스 5.0 BLE 입력: 5V 500mA (최대) 주파수: 2400-2480 MHz 최대 출력: 0 dBm 작동 온도: 0°C ~ 45°C 방수 성능: 5 ATM (200m 수심) 장치 사양: Android 5.0 또는 iOS 10.0 이상의 OS 버전이 설치된 장치</p>
<p><b>보증 기간 및 반환 정책</b></p> <p>모든 Amazfit 제품의 보증 기간은 1년입니다. 공식 웹사이트: <a href="https://www.amazfit.com">www.amazfit.com</a> 도움말: <a href="mailto:support@amazfit.com">support@amazfit.com</a> 이메일: <a href="mailto:support@amazfit.com">support@amazfit.com</a></p>	<p><b>보증 기간 및 반환 정책</b></p> <p>모든 Amazfit 제품의 보증 기간은 1년입니다. 공식 웹사이트: <a href="https://www.amazfit.com">www.amazfit.com</a> 도움말: <a href="mailto:support@amazfit.com">support@amazfit.com</a> 이메일: <a href="mailto:support@amazfit.com">support@amazfit.com</a></p>