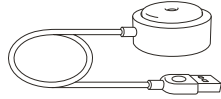


### Package Contents

1. Main unit
2. Wrist strap
3. Wireless charger base
4. User guide and three guarantees

### Charging


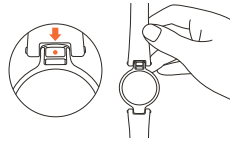
Connect the charger base to the USB connector charger, then remove the main unit from the wrist strap and place it on the charger base, with the unit's blank side (without text) facing up. When the white indicator light on the middle of the base flashes, it indicates the unit is being charged. The light will stop flashing when charging is completed.



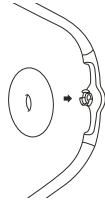
### Assembly

#### 1. Metallic ring on the wrist strap

Open the metallic ring on the wrist strap by pushing the button at the back of the strap in the direction indicated by an arrow.



#### 2. Bow-shaped wrist strap



### Download Mi Fit App

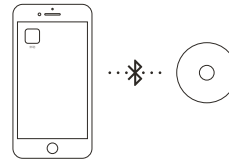
Scan the QR Code below or search for Mi Fit and install it.



Secure the metallic ring after placing the main unit onto it.

### Bind wristband

Open Mi Fit on your mobile phone and follow the instructions in the App to bind the wristband.



### Basic information

**Product name:**  
Amazfit Wristband

**Amazfit hand ring model:**  
A1501(Black) / A1501(White)

**Amazfit Bracelet wireless charging line model:**  
15011

**Main material:**  
Zirconium oxide ceramic

**Battery capacity:**  
15mAh

**Weight of main unit:**  
8.0g

**Synchronization method:**  
Bluetooth 4.0

**Water resistance rating:**  
IP68

**Input voltage of wireless charger base:**  
5V DC

**Input current of wireless charger base:**  
1.0A (Max)

**OS support:**  
Android 4.4 or above;

and supports Android smart phones equipped with bluetooth 4.0;

iPhone 4s or later models with iOS 7.0 or above.

### Disposal and Recycling Information



The symbol signifies that this product has to be disposed separately from ordinary household wastes at its end of life. Please kindly be aware that this is your responsibility to dispose electronic equipment at recycling centers so as to help conserve natural resources.

### Regulatory Notice

This device complies with Part 15 of the FCC Rules. Operation is subject to the following two conditions:

- (1) This device may not cause harmful interference, and
- (2) This device must accept any interference received, including interference that may cause undesired operation.

Note: This product has been tested and found to comply with the limits for a Class B digital device, pursuant to Part 15 of the FCC Rules. These limits are designed to provide reasonable protection against harmful interference in a residential installation. This product generates, uses, and can radiate radio frequency energy and, if not installed and used in accordance with the instructions, may cause harmful interference to radio communications. However, there is no guarantee that interference will not occur in a particular installation. If this product does cause harmful interference to radio or television reception, which can be determined by turning the equipment off and on, the user is encouraged to try to correct the interference by one or more of the following measures:

- Reorient or relocate the receiving antenna.
- Increase the separation between the equipment and receiver.
- Connect the equipment into an outlet on a circuit different from that to which the receiver is connected.
- Consult the dealer or an experienced radio/TV technician for help.

Please take attention that changes or modification not expressly approved by the party responsible for compliance could void the user's authority to operate the equipment.  
FCC ID: 2AC8UA1501



This device is in compliance with the essential requirements and other relevant provisions of Directive 1999/5/EC.

Official website: [www.amazfit.com](http://www.amazfit.com)  
Customer service line: 400-8850-820  
Manufacturer: Anhui Huami Information Technology Co., Ltd.  
Address: Suite A41201 (National Animation Base)  
No. 800 Wangjiang Road W., Gaixin District, Hefei



User Guide