

## External Photos

Refer also to Internal Photos for references

Photo 1. EUT – Bi-Level Water Fountain, External view.  
With Graphics Display




Photo 2. EUT – External view, side 1  
Fountain Base 1 containing control board, & connected to Graphics Display



Photo 3. EUT – External view, side 2  
Fountain Base 1 containing control board & connected to graphics display  
(Alpha-numeric Display side 2 identical)

**Graphics  
Display &  
Bottle Filler**



**Fountain**




Photo 4. EUT – External view, Fountain detached from display.



Photo 5. EUT – Exterior view, Part # 1  
Graphics Display & Bottle Filler, detached from fountain, view 1




Photo 6. EUT – External view, side 1  
Fountain Base 1 containing control board, & connected to Alpha-numeric Display  
(back view is identical to photo #3)



Photo 7. EUT – Exterior view, Part # 10  
Alpha-numeric Display detached from fountain

