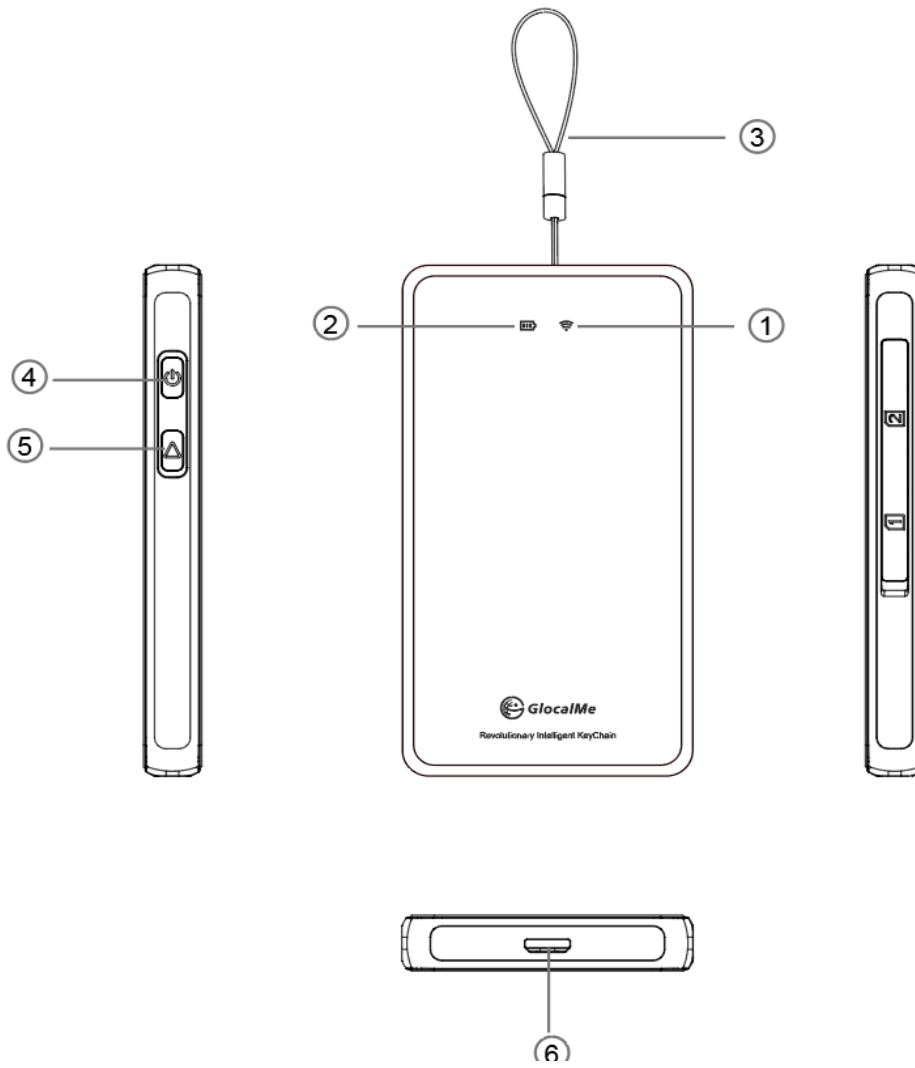


KeyConnect

User Manual

Copyright © 2023 uCloudlink All Rights Reserved





- 1. Wi-Fi LED Indicator
- 5. Find item button

- 2. Battery LED Indicator
- 4. Power button
- 6. Micro USB port

Function Introduction

1. Power on: Press power button for 3 seconds.
2. Power off : Press power button for 3 seconds.
3. Forced Shutdown: Press power button for 10 seconds.
4. End sleep mode: Press the power button for 1 second to turn on WiFi.
5. Mute: Press the find item button for 1 second. When searching for TagFi, the buzzer will beep three times for 1 second with an interval of 1 second

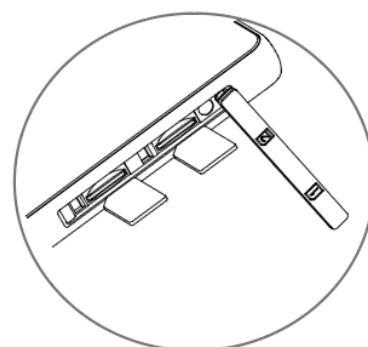
LED Indicator Type	Status	Remarks
Wi-Fi LED Indicator	Green light flashing	Network connecting
	Green light on	Network is normal
	Red light on	Network exception is irrecoverable, please restart the device
Battery LED Indicator	Green light on	Battery level >50%, charging (battery fully charged)
	Orange light on	Battery level 20%~50%
	Red light on	Battery level ≤20%
	Green light flashing	Charging (battery level >50%)
	Orange light flashing	Charging (battery level ≤50%)
Combination light	WiFi light off, Battery LED Indicator on	Device is in sleep mode

Local SIM

1. Local SIM is supported by T10, Only insert Nano-SIM card (small card).
2. Use a needle to pull out the SIM cards as shown in the picture below.

Please contact customer service if any issue encountered

3. T10 device does not support SIM cards with PIN code, if you want to use this type of SIM cards, please unlock the PIN code first.



Function Introduction

Brand : GlocalMe

Model No.: GLMT23A01

Box content: device, User Manual, Micro USB cable

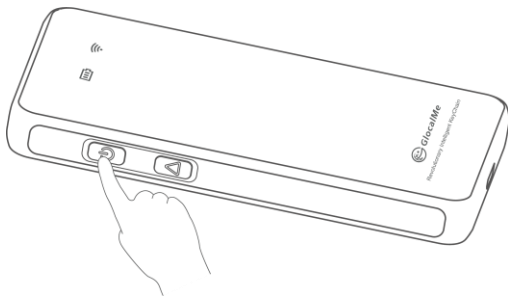
Technical Specification:

- Size: 84*46*9.2mm
- LTE FDD: B1/2/3/5/8/12/13/17/18/19/20/25/26/28
- Wi-Fi: IEEE802. 11b/g/n
- Micro USB (Input)
- Battery Capacity: 960 mAh(TYP)
- Power Input: DC 5V \equiv 500mAh

Quick Start Guide

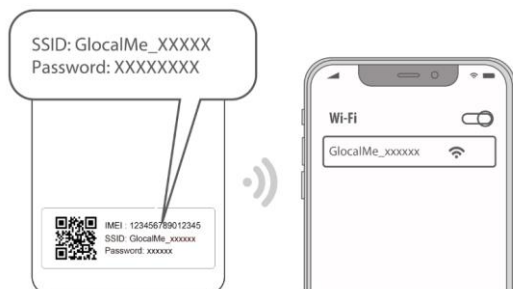
1. Turn On T10

- Press and hold the power button for 3 seconds .(if you cannot turn on the new T10, please charge the device and wait for device to be fully charged).
- Once the light of Wi-Fi stays on, it means your device is ready to connect.



2. Connect To Wi-Fi

- Find the Wi-Fi network name and password at the back of T10
- On your mobile device(s) under Wi-Fi settings search for the network and connect)



Warning

Specific Absorption Rate (SAR) refers to the rate at which the body absorbs RF energy. The SAR limit is 1.6 watts per kilogram in countries that set the limit averaged over 1 gram of tissue and 2.0 watts per kilogram in countries that set the limit averaged over 10 grams of tissue. During testing, the device are set to their highest transmission levels in all tested frequency bands, although the SAR is determined at the highest certified power level, the actual SAR level of the device while operating can be well below the maximum value.

EU Regulatory conformance

The device complies with RF specifications and when used with an accessory that contains no metal and that positions the device a minimum of 0.5 cm from the body.

The SAR limit adopted is 2.0W/kg averaged over 10 grams of tissue. The highest SAR value reported for the device when properly worn on the body complies with the limit. Hereby, HONG KONG U-CLOUDLINK NETWORK TECHNOLOGY LIMITED declares that this device is in compliance with the essential requirements and other relevant provisions of Directive (RED) 2014/53/EU.

FCC Regulatory conformance

For body worn operation, the device complies with FCC RF exposure guidelines and when used with an accessory that contains no metal and that positions the device a minimum of 1.0 cm from the body.

The SAR limit adopted by the FCC is 1.6W/kg averaged over 1 gram of tissue. The highest SAR value reported for the device when properly worn on the body complies with the limit.

This device complies with part 15 of the FCC Rules. Operation is subject to the following two conditions: (1) This device may not cause harmful interference, and (2) this device must accept any interference received, including interference that may cause.

Undesired operation. Any Changes or modifications not expressly approved by the party responsible for compliance could void the user's authority to operate the equipment.

Note: This equipment has been tested and complies with the limits for a Class B digital device, pursuant to part 15 of the FCC Rules. These limits are designed to provide reasonable protection against harmful interference in a residential installation. This equipment generates uses and can radiate radio frequency energy and, if not installed and used in accordance with the instructions, may cause harmful interference to radio communications. However, there is no guarantee that interference will not occur during installation. If the device does cause harmful interference to radio or television reception, which can be determined by turning the equipment off and on, the user is suggested to try to correct the interference by the following measures:

- Reorient or relocate the receiving antenna.
- Increase the distance between the equipment and receiver.
- Connect the equipment to an outlet on a different circuit to the receiver.
- Consult the manufacturer or an experienced radio/TV technician for help.



Information on the disposal and recycling of the device

This symbol (with or without a solid bar) on the device, batteries (if included), and/or the packaging, indicates that the device and its electrical accessories (for example, a headset, adapter, or cable) and batteries should not be disposed of as household garbage. These items should not be disposed of as unsorted municipal waste and should be taken to a certified collection point for recycling or proper disposal. For detailed information about device or battery recycling, contact your local city office, household waste disposal service, or retail store. Disposal of the device and batteries (if included) is subject to WEEE.

Directive Recast (Directive 2012/19/EU) and Battery Directive (Directive 2006/66/EC). The purpose of separating WEEE and batteries from other waste is to minimize the potential environmental impacts and human health risk of any hazardous substances that may be present.

Do not disassemble or modify, do not short-circuit, do not dispose in fire, do not expose to high temperature, be disable after soaking. Do not squeeze or bump the battery. Do not continue to use if serious.

CAUTION

Risk of explosion if the battery is replaced by an incorrect type disposal of a battery into fire or a hot oven, or mechanically crushing or cutting of a battery, that can result in an explosion; leaving a battery in an extremely high temperature surrounding environment that can result in an explosion or the leakage of flammable liquid or gas; a battery subjected to extremely low air pressure that may result in an explosion or the leakage of flammable liquid or gas.

Hong Kong uCloudlink Network Technology Limited

E-mail: service@ucloudlink.com

Hotline: +852 8191 2660 or +86 400 699 1314 (China)

Facebook: GlocalMe

Instagram: @GlocalMeMoments

Twitter: @GlocalMeMoments

YouTube: GlocalMe

Address: SUITE 603, 6/F, LAWS COMMERCIAL PLAZA,
788 CHEUNG SHA WAN ROAD, KOWLOON, HONG KONG



This product and related system are protected by one or more of uCloudlink's patents, details please refer to <https://www.ucloudlink.com/patents>

Copyright © 2020 uCloudlink All Rights Reserved