



# CTC Laboratories, Inc.

1-2/F., Building 2, Jiaquan Building, Guanlan High-Tech Park, Shenzhen, Guangdong, China  
Tel: +86-755- 27521059 Fax: +86-755- 27521011 Http://www.sz-ctc.org.cn

## TEST REPORT

**Report No.** .....: **CTC20220995E04**

**FCC ID**.....: **2AC88-GLMG21A01**

**IC**.....: **24230-GLMG21A01**

**Applicant**.....: **HONGKONG UCLOUDLINK NETWORK TECHNOLOGY LIMITED**

Address.....: Suite 603, 6/F, Laws Commercial Plaza, 788 Cheung Sha Wan Road, Kowloon, Hong Kong

Manufacturer.....: HONGKONG UCLOUDLINK NETWORK TECHNOLOGY LIMITED

Address.....: Suite 603, 6/F, Laws Commercial Plaza, 788 Cheung Sha Wan Road, Kowloon, Hong Kong

**Product Name**.....: **4G Wireless Data Terminal**

Trade Mark.....: GlocalMe

Model/Type reference.....: GLMG21A01

Listed Model(s) .....: /

**Standard**.....: **FCC CFR47 PART 22H, 24E, 27L AND 90S  
RSS-132 issue 3, RSS-133 issue 6, RSS-139 Issue 3**

Date of receipt of test sample.: May. 18, 2022

Date of testing.....: May. 19, 2022 to Jun. 10, 2022

Date of issue.....: Jun. 11, 2022

**Result**.....: **PASS**

Compiled by:  
(Printed name+signature) Terry Su


Supervised by:  
(Printed name+signature) Eric Zhang

Approved by:  
(Printed name+signature) Totti Zhao

*Terry Su*

*Eric Zhang*

*Totti Zhao*



**Testing Laboratory Name...**: **CTC Laboratories, Inc.**

Address.....: 1-2/F., Building 2, Jiaquan Building, Guanlan High-Tech Park, Shenzhen, Guangdong, China

This test report may be duplicated completely for legal use with the approval of the applicant. It should not be reproduced except in full, without the written approval of our laboratory. The client should not use it to claim product endorsement by CTC. The test results in the report only apply to the tested sample. The test report shall be invalid without all the signatures of testing engineers, reviewer and approver. Any objections must be raised to CTC within 15 days since the date when the report is received. It will not be taken into consideration beyond this limit. The test report merely correspond to the test sample.



Table of Contents

Page

- 1. SUMMARY ..... 3
  - 1.1. TEST STANDARDS .....3
  - 1.2. REPORT VERSION .....3
  - 1.3. TEST DESCRIPTION .....4
  - 1.4. TEST FACILITY .....5
  - 1.5. MEASUREMENT UNCERTAINTY .....6
  - 1.6. ENVIRONMENTAL CONDITIONS .....6
- 2. GENERAL INFORMATION..... 7
  - 2.1. CLIENT INFORMATION .....7
  - 2.2. GENERAL DESCRIPTION OF EUT .....8
  - 2.3. DESCRIPTION OF TEST MODES AND TEST FREQUENCY .....9
  - 2.4. MEASUREMENT INSTRUMENTS LIST .....10
- 3. TEST ITEM AND RESULTS .....11
  - 3.1. CONDUCTED OUTPUT POWER .....11
  - 3.2. PEAK-TO-AVERAGE RATIO .....14
  - 3.3. OCCUPY BANDWIDTH .....30
  - 3.4. OUT OF BAND EMISSIONS .....39
  - 3.5. RECEIVER SPURIOUS EMISSIONS AT ANTENNA TERMINAL .....84
  - 3.6. BAND EDGE COMPLIANCE .....90
  - 3.7. RADIATED POWER MEASUREMENT .....97
  - 3.8. RADIATED SPURIOUS EMISSION .....101
  - 3.9. FREQUENCY STABILITY .....108



# 1. SUMMARY

## 1.1. Test Standards

- [FCC Rules Part 2](#): FREQUENCY ALLOCATIONS AND RADIO TREATY MATTERS; GENERAL RULES AND REGULATIONS
- [FCC Rules Part 22](#): PRIVATE LAND MOBILE RADIO SERVICES.
- [FCC Rules Part 24](#): PUBLIC MOBILE SERVICES
- [FCC Rules Part 27](#): MISCELLANEOUS WIRELESS COMMUNICATIONS SERVICES
- [FCC Rules Part 90S](#): Regulations Governing Licensing and Use of Frequencies in the 806-824, 851-869, 896-901, and 935-940 MHz Bands
- [TIA/EIA 603 E March 2016](#): Land Mobile FM or PM Communications Equipment Measurement and Performance Standards.
- [ANSI C63.26: 2015](#): American National Standard for Compliance Testing of Transmitters Used in Licensed Radio Services
- [KDB 971168 D01 Power Meas License Digital Systems v03](#): MEASUREMENT GUIDANCE FOR CERTIFICATION OF LICENSED DIGITAL TRANSMITTERS
- [RSS-Gen Issue 5](#): General Requirements for Compliance of Radio Apparatus.
- [RSS-132 Issue 3](#): Cellular Telephone Systems Operating in the Bands 824-849MHz and 869-894MHz.
- [RSS-133 Issue 6](#): 2 GHz Personal Communications Services.
- [RSS-139 Issue 3](#): Advanced Wireless Services (AWS) Equipment Operating in the Bands 1710-1780 MHz and 2110-2180 MHz.

## 1.2. Report version

Revised No.	Date of issue	Description
01	Jun. 11, 2022	Original



### 1.3. Test Description

Test Item	Section in CFR 47	RSS Rule	Result	Test Engineer
Conducted Output Power	Part 2.1046 Part 22.913(a) Part 24.232(c) Part 27.50	RSS-132(5.4) RSS-133(6.4) RSS-139(6.5)	Pass	Alicia Liu
Peak-to-Average Ratio	Part 24.232 Part 27.50	RSS-132(5.4) RSS-133(6.4)	Pass	Alicia Liu
99% Occupied Bandwidth & 26 dB Bandwidth	Part 2.1049 Part 22.917(b) Part 24.238(b) Part 27.53	RSS-GEN(6.6) RSS-133(6.5)	Pass	Alicia Liu
Band Edge	Part 2.1051 Part 22.917 Part 24.238 Part 27.53	RSS-132(5.5) RSS-133(6.5)	Pass	Alicia Liu
Conducted Spurious Emissions	Part 2.1051 Part 22.917 Part 24.238 Part 27.53	RSS-132(5.5) RSS-133(6.5) RSS-139(6.6)	Pass	Alicia Liu
Frequency stability vs temperature	Part 2.1055(a)(1)(b) Part 22.355 Part 24.235 Part 27.54	RSS-GEN(6.11) RSS-132(5.3) RSS-139(6.4)	Pass	Alicia Liu
Frequency stability vs voltage	Part 2.1055(d)(1)(2) Part 22.355 Part 24.235 Part 27.54	RSS-GEN(6.11) RSS-132(5.3) RSS-139(6.4)	Pass	Alicia Liu
ERP and EIRP	Part 22.913(a) Part 24.232(b) Part 27.50	RSS-132(5.4) RSS-133(6.4) RSS-139(6.5)	Pass	Alicia Liu
Radiated Spurious Emissions	Part 2.1053 Part 22.917 Part 24.238 Part 27.53	RSS-132(5.5) RSS-133(6.5) RSS-139(6.6)	Pass	Alicia Liu
Receiver Spurious Emissions	/	RSS-GEN(7.1.3)	Pass	Alicia Liu

Note: The measurement uncertainty is not included in the test result.

The tests documented in this report were performed in accordance with FCC CFR 47 Part 2, Part 22, Part 24, Part 27, and Part 90, FCC KDB 971168 D01 v03r01/ D02 v02r01, KDB 412172 D01 v01r01, ANSI C63.26:2015, IC RSS-132, RSS-133 and RSS-139.



## 1.4. Test Facility

### Address of the report laboratory

#### CTC Laboratories, Inc.

Add: 1-2/F., Building 2, Jiaquan Building, Guanlan High-Tech Park, Shenzhen, Guangdong, China

### Laboratory accreditation

The test facility is recognized, certified, or accredited by the following organizations:

#### CNAS-Lab Code: L5365

CTC Laboratories, Inc. has been assessed and proved to be in compliance with CNAS-CL01 Accreditation. Criteria for Testing and Calibration Laboratories (identical to ISO/IEC17025:2017 General Requirements) the Competence of Testing and Calibration Laboratories.

#### A2LA-Lab Cert. No.: 4340.01

CTC Laboratories, Inc. EMC Laboratory has been accredited by A2LA for technical competence in the field of electrical testing, and proved to be in compliance with ISO/IEC 17025:2017 General Requirements for the Competence of Testing and Calibration Laboratories and any additional program requirements in the identified field of testing.

#### Industry Canada (Registration No.: 9783A, CAB Identifier: CN0029)

CTC Laboratories, Inc. EMC Laboratory has been registered by Certification and Engineer Bureau of Industry Canada for the performance of with Registration NO.: 9783A on Jan, 2016.

#### FCC (Registration No.: 951311, Designation Number CN1208)

CTC Laboratories, Inc. EMC Laboratory has been registered and fully described in a report filed with the (FCC)Federal Communications Commission. The acceptance letter from the FCC is maintained in our files. Registration 951311, Aug 26, 2017.

CTC Laboratories, Inc.

1-2/F., Building 2, Jiaquan Building, Guanlan High-Tech Park, Shenzhen, Guangdong, China  
Tel.: (86)755-27521059

Fax: (86)755-27521011 Http://www.sz-ctc.org.cn



For anti-fake verification, please visit the official website of Certification and Accreditation Administration of the People's Republic of China : [yz.cnca.cn](http://yz.cnca.cn)



## 1.5. Measurement Uncertainty

The data and results referenced in this document are true and accurate. The reader is cautioned that there may be errors within the calibration limits of the equipment and facilities. The measurement uncertainty was calculated for all measurements listed in this test report acc. to TR-100028-01" Electromagnetic compatibility and Radio spectrum Matters (ERM); Uncertainties in the measurement of mobile radio equipment characteristics; Part 1" and TR-100028-02 "Electromagnetic compatibility and Radio spectrum Matters (ERM); Uncertainties in the measurement of mobile radio equipment characteristics; Part 2 " and is documented in the CTC Laboratories, Inc. quality system acc. to DIN EN ISO/IEC 17025. Furthermore, component and process variability of devices similar to that tested may result in additional deviation. The manufacturer has the sole responsibility of continued compliance of the device.

Hereafter the best measurement capability for CTC Laboratories, Inc. is reported:

Test Items	Measurement Uncertainty	Notes
Frequency stability	25 Hz	(1)
Transmitter power conducted	0.57 dB	(1)
Transmitter power Radiated	2.20 dB	(1)
Conducted spurious emission 9KHz-12.75 GHz	1.60 dB	(1)
Conducted Emission 9KHz-30MHz	3.39 dB	(1)
Radiated Emission 30~1000MHz	4.24 dB	(1)
Radiated Emission 1~18GHz	5.16 dB	(1)
Radiated Emission 18-40GHz	5.54 dB	(1)
Occupied Bandwidth	-----	(1)
Emission Mask	-----	(1)
Modulation Characteristic	-----	(1)
Transmitter Frequency Behavior	-----	(1)

Note: (1) This uncertainty represents an expanded uncertainty expressed at approximately the 95% confidence level using a coverage factor of k=1.96.

## 1.6. Environmental conditions

During the measurement the environmental conditions were within the listed ranges:

Normal Temperature:	20°C-25°C
Relative Humidity:	50 %-55 %
Air Pressure:	101kPa

CTC Laboratories, Inc.

1-2/F., Building 2, Jiaquan Building, Guanlan High-Tech Park, Shenzhen, Guangdong, China

Tel.: (86)755-27521059

Fax: (86)755-27521011

Http://www.sz-ctc.org.cn



For anti-fake verification, please visit the official website of Certification and Accreditation Administration of the People's Republic of China : [yz.cnca.cn](http://yz.cnca.cn)



## 2. GENERAL INFORMATION

### 2.1. Client Information

Applicant:	HONGKONG UCLOUDLINK NETWORK TECHNOLOGY LIMITED
Address:	Suite 603, 6/F, Laws Commercial Plaza, 788 Cheung Sha Wan Road, Kowloon, Hong Kong
Manufacturer:	HONGKONG UCLOUDLINK NETWORK TECHNOLOGY LIMITED
Address:	Suite 603, 6/F, Laws Commercial Plaza, 788 Cheung Sha Wan Road, Kowloon, Hong Kong
Factory:	Shenzhen uCloudlink Network Technology Co., Ltd.
Address:	3rd Floor, A part of Building 1, Shenzhen Software Industry Base, Nanshan District Xuefu Road, 518057 Shenzhen City, Guangdong, China

CTC Laboratories, Inc.

1-2/F., Building 2, Jiaquan Building, Guanlan High-Tech Park, Shenzhen, Guangdong, China

Tel.: (86)755-27521059

Fax: (86)755-27521011

Http://www.sz-ctc.org.cn

中国国家认证认可监督管理委员会  
Certification and Accreditation Administration of the People's Republic of ChinaFor anti-fake verification, please visit the official website of Certification and Accreditation Administration of the People's Republic of China : [yz.cnca.cn](http://yz.cnca.cn)



## 2.2. General Description of EUT

Product Name:	4G Wireless Data Terminal
Trade Mark:	GlocalMe
Model/Type reference:	GLMG21A01
Listed Model(s):	/
Power supply:	5Vdc/2A from USB Cable 3.85Vdc from 3900mAh Li-ion Battery
Hardware version:	G40_MB_VB
Software version:	G40_TSV0.0.000.000.220426
<b>GSM</b>	
Operation Band:	GSM 850: UL: 824MHz~849MHz, DL: 869MHz~894MHz PCS 1900: UL: 1850MHz~1910, DL: 1930MHz~1990MHz
Supported Type:	GPRS/EGPRS
Modulation Type:	GMSK for GPRS, 8PSK for EGPRS
Antenna Type:	Internal Antenna
Antenna Gain:	Main Antenna: GSM 850: -1.38dBi Max PCS 1900: 0.34dBi Max
<b>WCDMA</b>	
Operation Band:	Band II: UL: 1852.4MHz~1907.6MHz, DL: 1932.6MHz~1987.4MHz Band IV: UL: 1712.4MHz~1752.6MHz, DL: 2112.6MHz~2152.4MHz Band V: UL: 826.4MHz~846.6MHz, DL: 871.6MHz~1891.4MHz
Modulation Type:	QPSK for WCDMA/HSUPA/HSDPA
Antenna Type:	Internal Antenna
Antenna Gain:	Main Antenna: WCDMA II: 0.34dBi Max WCDMA IV: -0.65dBi Max WCDMA V: -1.38dBi Max





## 2.3. Description of Test Modes and Test Frequency

The EUT has been tested under typical operating condition. The CMW500 used to control the EUT staying in continuous transmitting and receiving mode for testing.

### Test Frequency:

GSM 850		PCS 1900	
Channel	Frequency (MHz)	Channel	Frequency (MHz)
128	824.20	512	1850.20
190	836.60	661	1880.00
251	848.80	810	1909.80

WCDMA Band II		WCDMA Band IV		WCDMA Band V	
Channel	Frequency (MHz)	Channel	Frequency (MHz)	Channel	Frequency (MHz)
9262	1852.40	1312	1712.40	4132	826.40
9400	1880.00	1413	1732.60	4183	836.60
9538	1907.60	1513	1752.60	4233	846.60



## 2.4. Measurement Instruments List

Tonscend JS0806-2 Test system					
Item	Test Equipment	Manufacturer	Model No.	Serial No.	Calibrated until
1	Spectrum Analyzer	KEYSIGHT	N9020A	100231	Dec. 23, 2022
2	Spectrum Analyzer	Rohde & Schwarz	FUV40-N	101331	Mar. 15, 2023
3	MXG Vector Signal Generator	Agilent	N5182A	MY47420864	Dec. 23, 2022
4	Signal Generator	Agilent	E8257D	MY46521908	Dec. 23, 2022
5	Power Sensor	Agilent	U2021XA	MY5365004	Mar. 15, 2023
6	Power Sensor	Agilent	U2021XA	MY5365006	Mar. 15, 2023
7	Simultaneous Sampling DAQ	Agilent	U2531A	TW54493510	Mar. 15, 2023
8	Climate Chamber	TABAI	PR-4G	A8708055	Dec. 23, 2022
9	Wideband Radio Communication Tester	Rohde & Schwarz	CMW500	116410	Dec. 23, 2022
10	Climate Chamber	ESPEC	MT3065	/	Dec. 23, 2022
11	300328 v2.2.2 test system	TONSCEND	v2.6	/	/

Radiated emission					
Item	Test Equipment	Manufacturer	Model No.	Serial No.	Calibrated Until
1	Trilog-Broadband Antenna	Schwarzbeck	VULB 9168	9168-759	Nov. 09, 2022
2	Horn Antenna	Schwarzbeck	BBHA 9120D	9120D-647	Dec. 23, 2022
3	Test Receiver	Keysight	N9038A	MY56400071	Dec. 23, 2022
4	Broadband Prempplier	SCHWARZBECK	BBV9743B	259	Dec. 23, 2022
5	Mirowave Broadband Amplifier	SCHWARZBECK	BBV9718C	111	Dec. 23, 2022
6	Loop Antenna	LAPLAC	RF300	9138	Dec. 23, 2022
7	Ultra-Broadband Antenna	Schwarzbeck	BBHA9170	25841	Dec. 23, 2022
8	Mirowave Broadband Amplifier	Schwarzbeck	BBV 9717	154	Dec. 23, 2022
9	Wideband Radio Communication Tester	Rohde & Schwarz	CMW500	116410	Dec. 23, 2022

Note: 1. The Cal. Interval was one year.

2. The cable loss has calculated in test result which connection between each test instruments.

### 3. TEST ITEM AND RESULTS

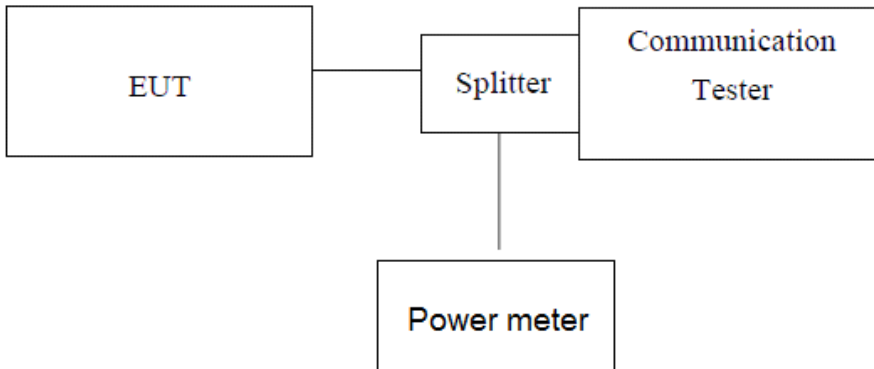
#### 3.1. Conducted Output Power

##### LIMIT

FCC: §2.1046, §22.913, §24.232, §27.50 and §90.635

IC: RSS132§5.4; RSS133§6.4 and RSS139§6.5.

##### TEST CONFIGURATION



*Note: Measurement setup for testing on Antenna connector*

##### TEST PROCEDURE

1. The transmitter output port was connected to base station.
2. The RF output of EUT was connected to the power meter by RF cable and attenuator, the path loss was compensated to the results for each measurement.
3. Set EUT at maximum power through base station.
4. Select lowest, middle, and highest channels for each band and different modulation.
5. Measure the maximum PK burst power and maximum Avg. burst power.

##### TEST RESULTS



GSM850		Conducted Power (dBm)		
		CH128	CH190	CH251
		824.20MHz	836.60MHz	848.80MHz
GPRS (GMSK)	1TXslot	33.75	33.57	33.18
	2TXslots	32.42	32.38	32.03
	3TXslots	30.24	30.24	30.17
	4TXslots	28.27	28.15	28.08
EGPRS (8PSK)	1TXslot	28.06	27.82	27.76
	2TXslots	27.85	27.70	27.66
	3TXslots	26.02	25.92	25.83
	4TXslots	23.88	23.79	23.73

GSM1900		Conducted Power (dBm)		
		CH512	CH661	CH810
		1850.2MHz	1880.0MHz	1909.8MHz
GPRS (GMSK)	1TXslot	30.02	30.19	30.60
	2TXslots	28.77	28.88	29.21
	3TXslots	27.32	27.40	27.74
	4TXslots	25.66	25.75	26.12
EGPRS (8PSK)	1TXslot	26.03	25.73	26.01
	2TXslots	23.80	23.63	23.96
	3TXslots	21.48	21.37	21.65
	4TXslots	19.10	19.06	19.37

WCDMA Band II		Conducted Power (dBm)		
		CH9262	CH9400	CH9538
		1852.40	1880.00	1907.60
RMC 12.2K		22.52	22.59	22.46
HSDPA	Subtest-1	22.63	22.63	22.55
	Subtest-2	22.54	22.64	22.54
	Subtest-3	22.54	22.59	22.50
	Subtest-4	22.54	22.69	22.50
HSUPA	Subtest-1	21.11	21.39	21.19
	Subtest-2	20.17	20.11	19.69
	Subtest-3	20.29	20.58	20.64
	Subtest-4	21.06	21.12	20.76
	Subtest-5	21.56	21.62	21.56



WCDMA Band IV		Conducted Power (dBm)		
		CH1312	CH1413	CH1513
		1712.40	1732.60	1752.60
RMC 12.2K		21.43	21.37	21.33
HSDPA	Subtest-1	21.91	21.90	21.76
	Subtest-2	20.47	19.85	20.80
	Subtest-3	17.82	18.09	17.99
	Subtest-4	17.80	19.01	19.08
HSUPA	Subtest-1	21.38	21.62	21.57
	Subtest-2	20.64	20.22	20.12
	Subtest-3	20.93	20.46	20.12
	Subtest-4	20.92	21.12	20.65
	Subtest-5	21.98	21.88	21.98

WCDMA Band V		Conducted Power (dBm)		
		CH4132	CH4182	CH4233
		826.40	836.40	846.60
RMC 12.2K		23.22	22.89	23.22
HSDPA	Subtest-1	23.35	23.51	23.75
	Subtest-2	23.38	23.49	23.74
	Subtest-3	22.92	23.02	23.19
	Subtest-4	22.93	23.01	23.18
HSUPA	Subtest-1	22.72	23.30	23.32
	Subtest-2	22.11	22.29	22.01
	Subtest-3	21.79	21.36	22.15
	Subtest-4	21.83	22.11	22.41
	Subtest-5	22.76	22.91	23.26

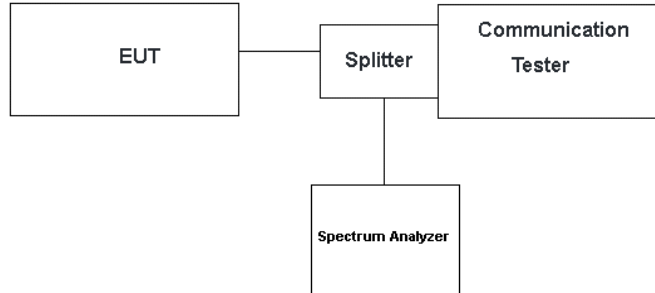
## 3.2. Peak-to-Average Ratio

### LIMIT

In addition, the peak-to-average power ratio (PAPR) of the transmitter shall not exceed 13 dB for more than 0.1% of the time and shall use a signal corresponding to the highest PAPR during periods of continuous transmission.

### TEST CONFIGURATION

- For Peak-to-Average Ratio



### TEST PROCEDURE

- For Peak-to-Average Ratio
  1. The testing follows FCC KDB 971168 v02r02 Section 5.7.1.
  2. The EUT was connected to spectrum and communication tester via a splitter
  3. Set the CCDF (Complementary Cumulative Distribution Function) option in spectrum analyser.
  4. The highest RF powers were measured and recorded the maximum PAPR level associated with a probability of 0.1 %.
  6. Record the deviation as Peak to Average Ratio.

### TEST RESULTS



EUT Mode	Channel	Frequency (MHz)	Peak-to-Average Ratio(dB)	Limit (dB)	Result
GSM 850 GPRS	128	824.20	9.13	13	PASS
	190	836.60	9.62	13	
	251	848.80	9.13	13	
GSM 850 EGPRS	128	824.20	11.88	13	
	190	836.60	11.88	13	
	251	848.80	11.80	13	
PCS 1900 GPRS	512	1850.20	8.93	13	
	661	1880.00	9.80	13	
	810	1909.80	8.99	13	
PCS 1900 EGPRS	512	1850.20	12.41	13	
	661	1880.00	13.07	13	
	810	1909.80	12.35	13	

CTC Laboratories, Inc.

1-2/F., Building 2, Jiaquan Building, Guanlan High-Tech Park, Shenzhen, Guangdong, China

Tel.: (86)755-27521059

Fax: (86)755-27521011

Http://www.sz-ctc.org.cn

For anti-fake verification, please visit the official website of Certification and Accreditation Administration of the People's Republic of China : [yz.cnca.cn](http://yz.cnca.cn)



EUT Mode	Channel	Frequency (MHz)	Peak-to-Average Ratio(dB)	Limit (dB)	Result
WCDMA Band II WCDMA	9262	1852.40	8.41	13	PASS
	9400	1880.00	8.43	13	
	9538	1907.60	8.41	13	
WCDMA Band II HSDPA	9262	1852.40	8.41	13	
	9400	1880.00	8.46	13	
	9538	1907.60	8.49	13	
WCDMA Band II HSUPA	9262	1852.40	8.49	13	
	9400	1880.00	8.43	13	
	9538	1907.60	8.41	13	
WCDMA Band IV WCDMA	1312	1712.40	8.46	13	
	1413	1732.60	8.43	13	
	1513	1752.60	8.41	13	
WCDMA Band IV HSDPA	1312	1712.40	8.46	13	
	1413	1732.60	8.52	13	
	1513	1752.60	8.41	13	
WCDMA Band IV HSUPA	1312	1712.40	8.46	13	
	1413	1732.60	8.49	13	
	1513	1752.60	8.43	13	
WCDMA Band V WCDMA	4132	826.40	3.48	13	
	4183	836.60	3.48	13	
	4233	846.60	3.54	13	
WCDMA Band V HSDPA	4132	826.40	3.48	13	
	4183	836.60	3.48	13	
	4233	846.60	3.51	13	
WCDMA Band V HSUPA	4132	826.40	3.48	13	
	4183	836.60	3.48	13	
	4233	846.60	3.51	13	

CTC Laboratories, Inc.

1-2/F., Building 2, Jiaquan Building, Guanlan High-Tech Park, Shenzhen, Guangdong, China

Tel.: (86)755-27521059

Fax: (86)755-27521011

Http://www.sz-ctc.org.cn

中国国家认证认可监督管理委员会  
Certification and Accreditation Administration of the People's Republic of ChinaFor anti-fake verification, please visit the official website of Certification and Accreditation Administration of the People's Republic of China : [yz.cnca.cn](http://yz.cnca.cn)

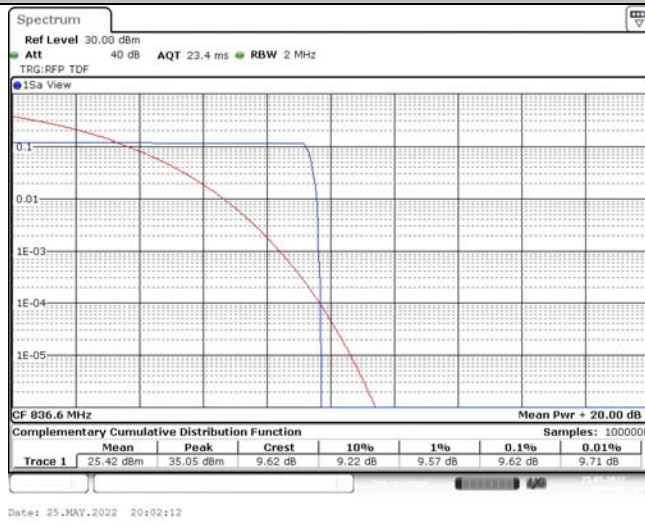




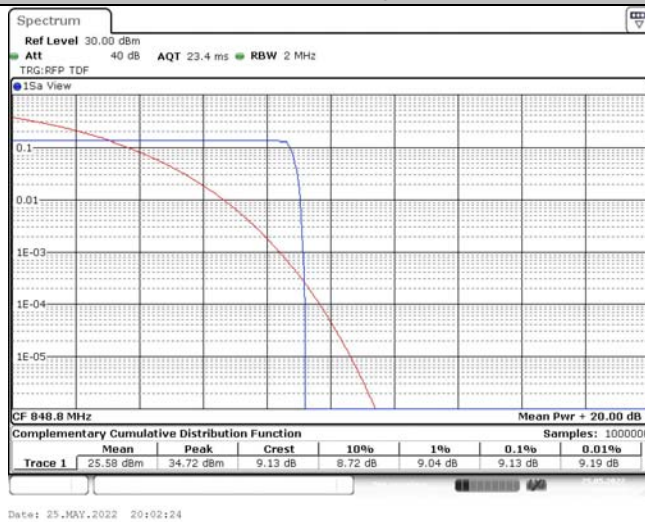
GSM 850\_ GPRS\_ Lowest channel



GSM 850\_ GPRS\_ Middle channel

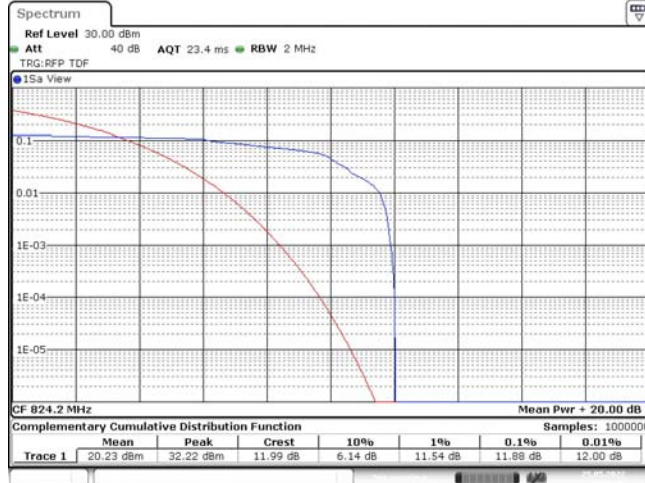


GSM 850\_ GPRS\_ Highest channel





GSM 850\_EGPRS\_Lowest channel



Date: 25\_MAY\_2022 20:02:42

GSM 850\_EGPRS\_Middle channel



Date: 25\_MAY\_2022 20:02:53

GSM 850\_EGPRS\_Highest channel



Date: 25\_MAY\_2022 20:03:05

CTC Laboratories, Inc.

1-2/F., Building 2, Jiaquan Building, Guanlan High-Tech Park, Shenzhen, Guangdong, China

Tel.: (86)755-27521059

Fax: (86)755-27521011

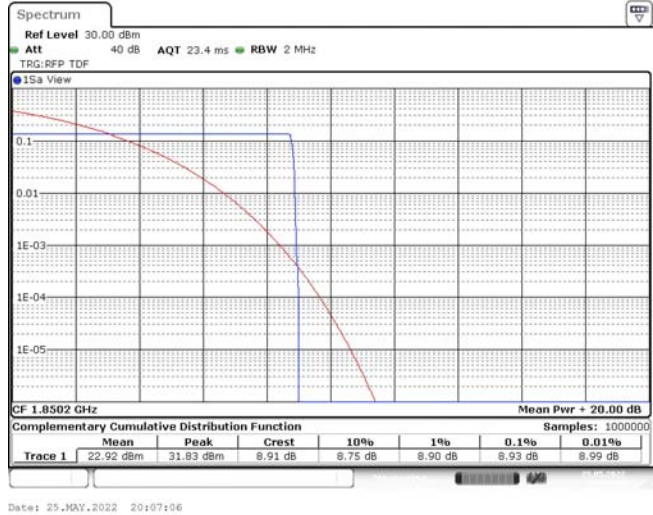
Http://www.sz-ctc.org.cn



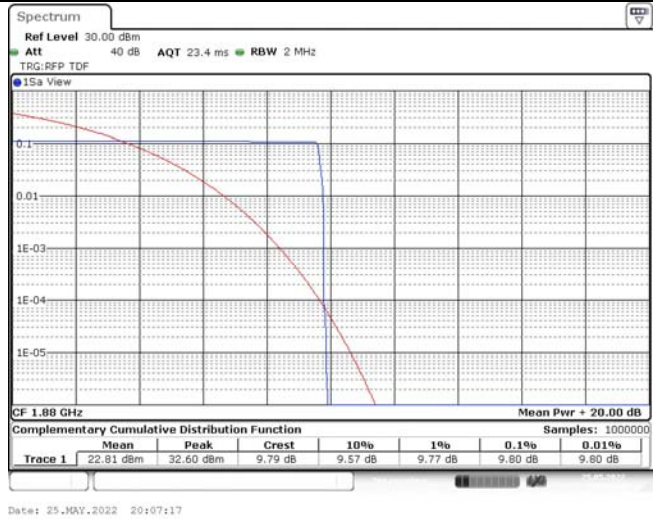
For anti-fake verification, please visit the official website of Certification and Accreditation Administration of the People's Republic of China : [yz.cnca.cn](http://yz.cnca.cn)



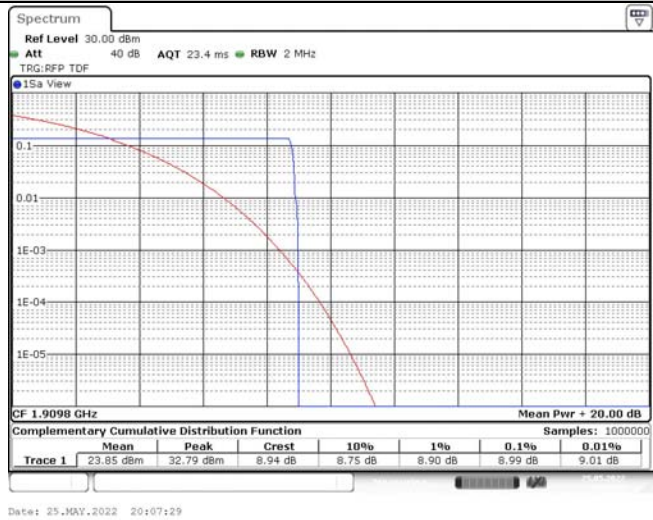
PCS 1900\_ GPRS\_ Lowest channel



PCS 1900\_ GPRS\_ Middle channel

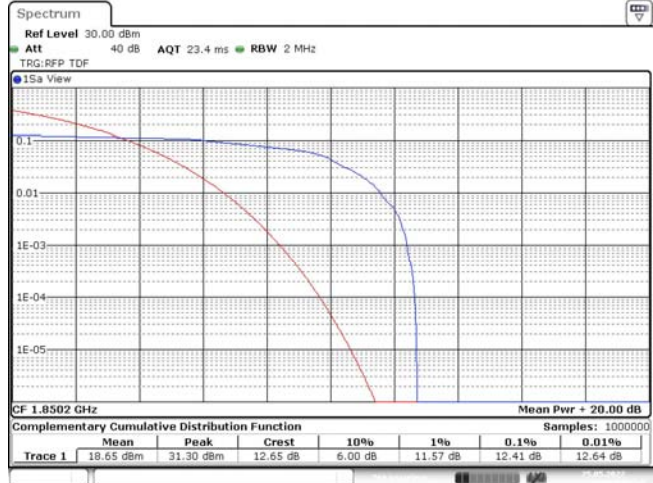


PCS 1900\_ GPRS\_ Highest channel





PCS 1900\_EGPRS\_Lowest channel



Date: 25\_MAY\_2022 20:09:03

PCS 1900\_EGPRS\_Middle channel



Date: 25\_MAY\_2022 20:09:14

PCS 1900\_EGPRS\_Highest channel



Date: 25\_MAY\_2022 20:08:09

CTC Laboratories, Inc.

1-2/F., Building 2, Jiaquan Building, Guanlan High-Tech Park, Shenzhen, Guangdong, China

Tel.: (86)755-27521059

Fax: (86)755-27521011

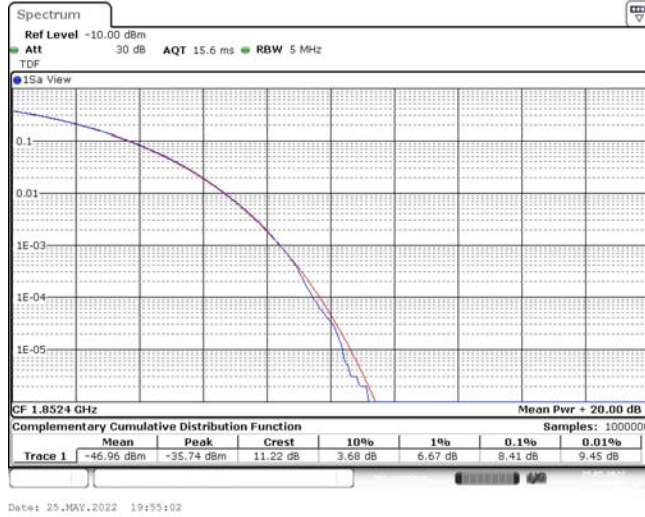
Http://www.sz-ctc.org.cn



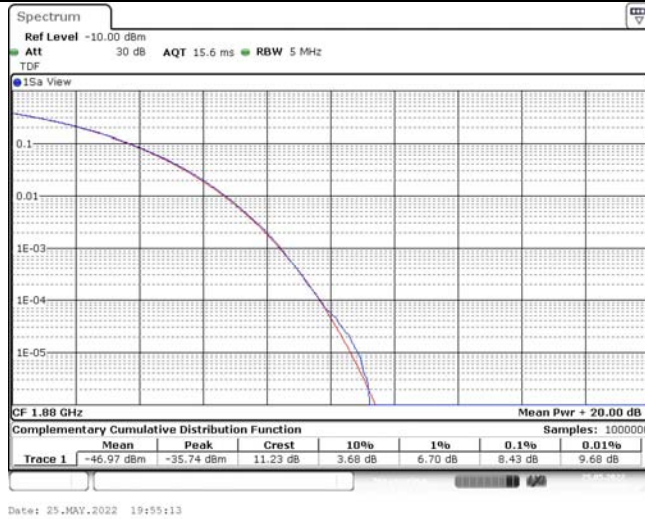
For anti-fake verification, please visit the official website of Certification and Accreditation Administration of the People's Republic of China : [yz.cnca.cn](http://yz.cnca.cn)



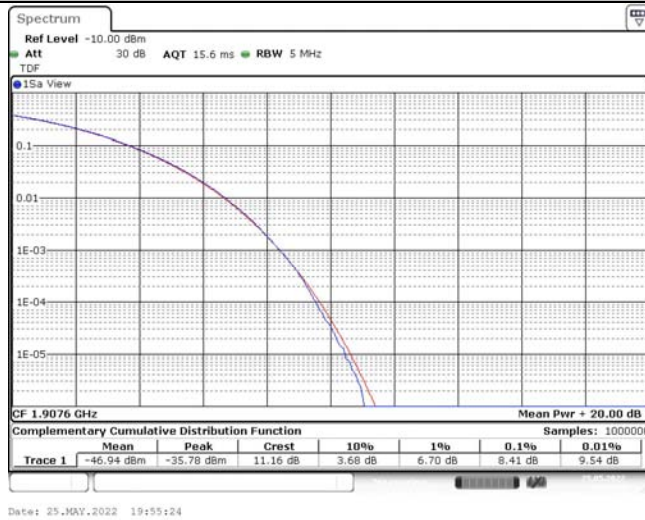
WCDMA Band II\_ WCDMA\_ Lowest channel



WCDMA Band II\_ WCDMA\_ Middle channel

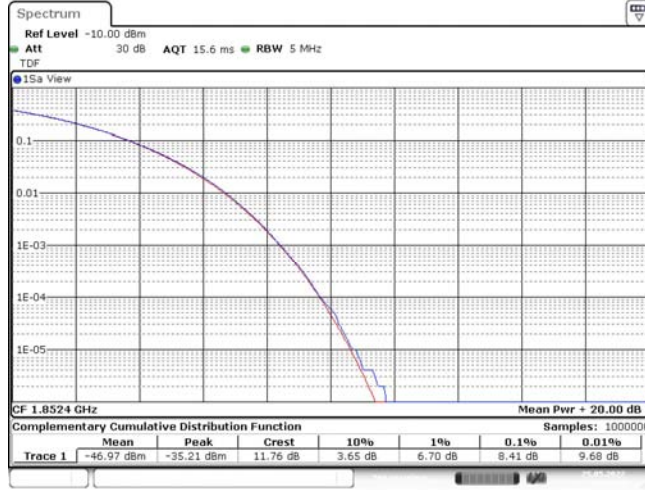


WCDMA Band II\_ WCDMA\_ Highest channel





WCDMA Band II\_ HSDPA \_ Lowest channel



Date: 25\_MAY\_2022 19:55:35

WCDMA Band II\_ HSDPA \_ Middle channel



Date: 25\_MAY\_2022 19:56:15

WCDMA Band II\_ HSDPA \_ Highest channel



Date: 25\_MAY\_2022 19:56:56

CTC Laboratories, Inc.

1-2/F., Building 2, Jiaquan Building, Guanlan High-Tech Park, Shenzhen, Guangdong, China  
Tel.: (86)755-27521059 Fax: (86)755-27521011 Http://www.sz-ctc.org.cn



For anti-fake verification, please visit the official website of Certification and Accreditation Administration of the People's Republic of China : [yz.cnca.cn](http://yz.cnca.cn)

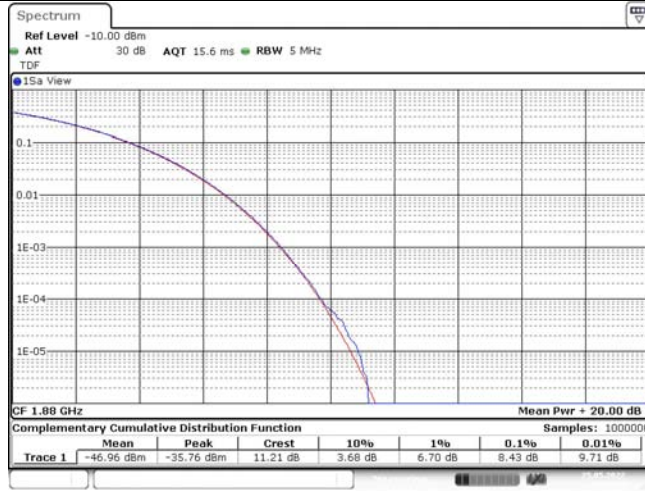


WCDMA Band II\_ HSUPA \_ Lowest channel



Date: 25\_MAY\_2022 19:57:37

WCDMA Band II\_ HSUPA \_ Middle channel



Date: 25\_MAY\_2022 19:58:28

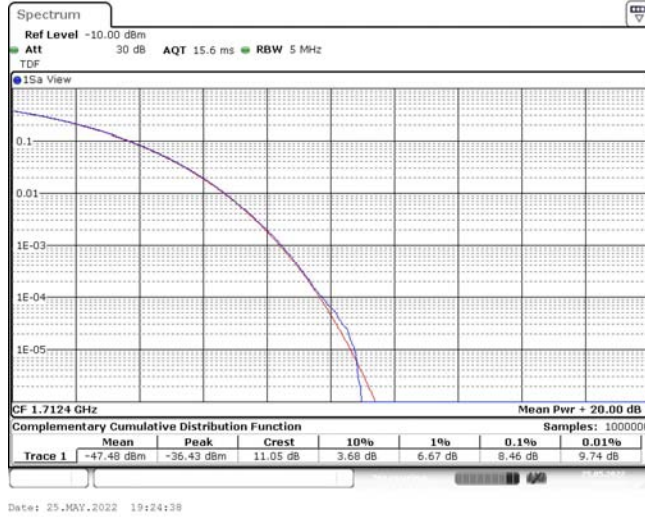
WCDMA Band II\_ HSUPA \_ Highest channel



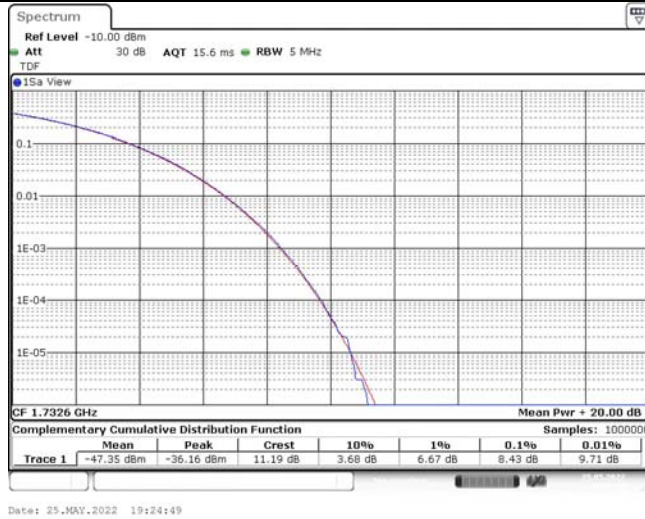
Date: 25\_MAY\_2022 19:59:18



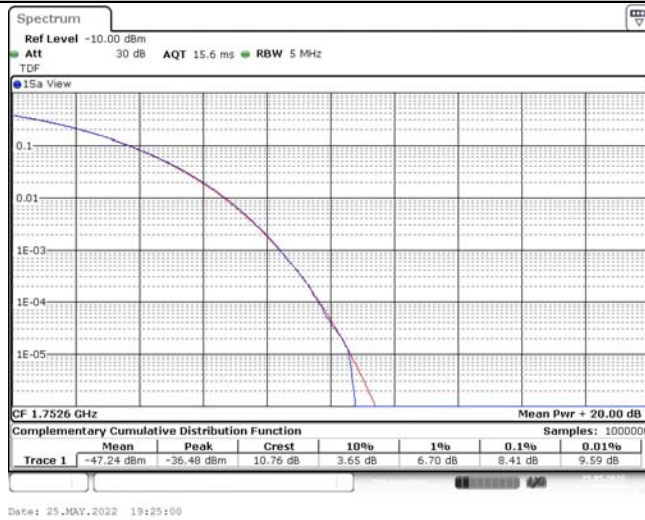
WCDMA Band IV\_ WCDMA\_ Lowest channel



WCDMA Band IV\_ WCDMA\_ Middle channel



WCDMA Band IV\_ WCDMA\_ Highest channel







WCDMA Band IV\_ HSDPA \_ Lowest channel



Date: 25\_MAY\_2022 19:25:11

WCDMA Band IV\_ HSDPA \_ Middle channel



Date: 25\_MAY\_2022 19:25:51

WCDMA Band IV\_ HSDPA \_ Highest channel



Date: 25\_MAY\_2022 19:26:31

CTC Laboratories, Inc.

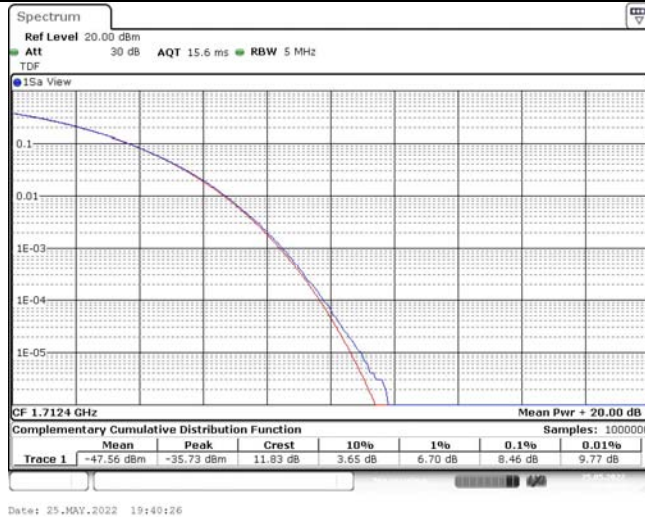
1-2/F., Building 2, Jiaquan Building, Guanlan High-Tech Park, Shenzhen, Guangdong, China  
Tel.: (86)755-27521059 Fax: (86)755-27521011 Http://www.sz-ctc.org.cn



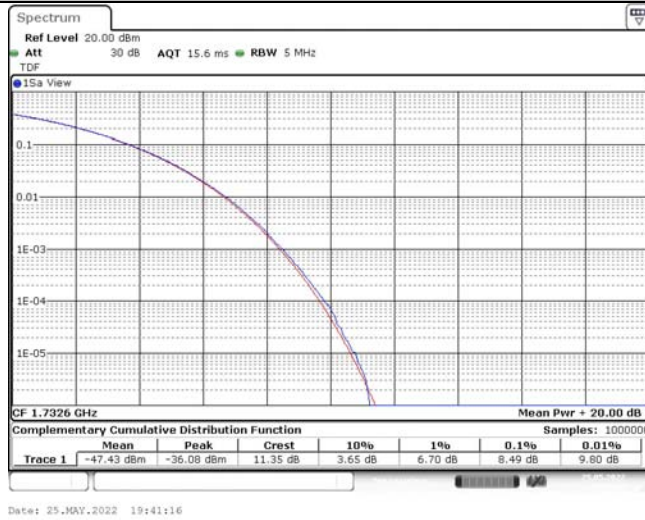
For anti-fake verification, please visit the official website of Certification and Accreditation Administration of the People's Republic of China : [yz.cnca.cn](http://yz.cnca.cn)



WCDMA Band IV\_ HSUPA \_ Lowest channel



WCDMA Band IV\_ HSUPA \_ Middle channel

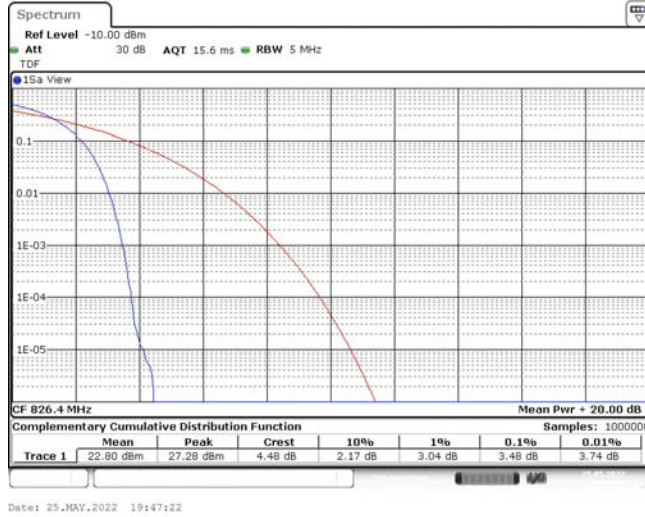


WCDMA Band IV\_ HSUPA \_ Highest channel

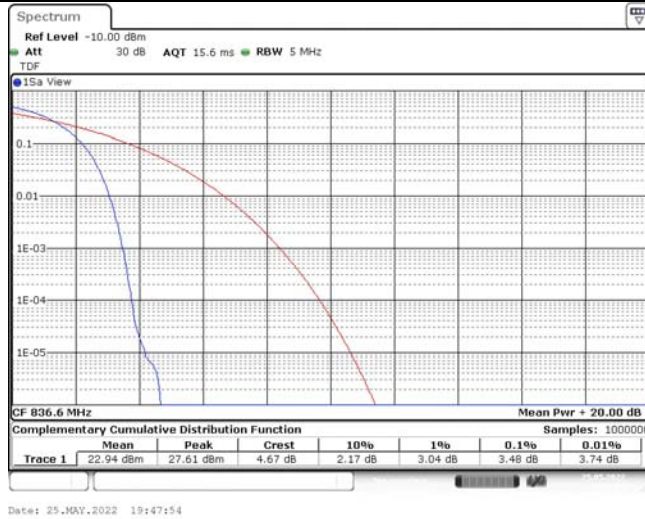




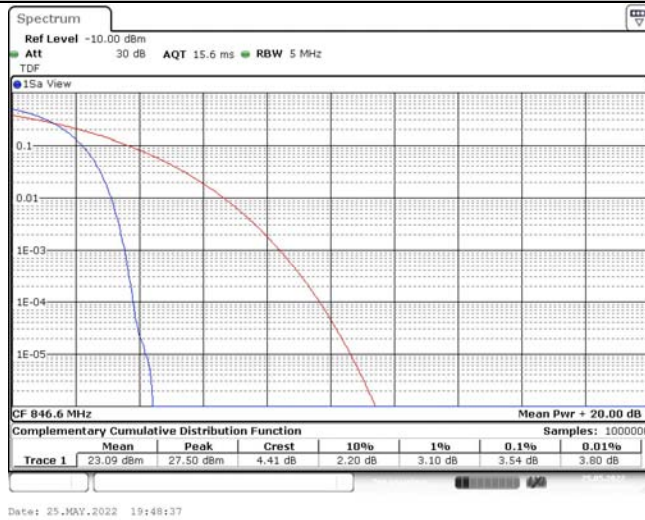
WCDMA Band V\_ WCDMA\_ Lowest channel



WCDMA Band V\_ WCDMA\_ Middle channel



WCDMA Band V\_ WCDMA\_ Highest channel





WCDMA Band V\_HSDPA \_ Lowest channel



Date: 25\_MAY\_2022 19:47:02

WCDMA Band V\_HSDPA \_ Middle channel



Date: 25\_MAY\_2022 19:47:44

WCDMA Band V\_HSDPA \_ Highest channel



Date: 25\_MAY\_2022 19:48:27



WCDMA Band V\_ HSUPA \_ Lowest channel



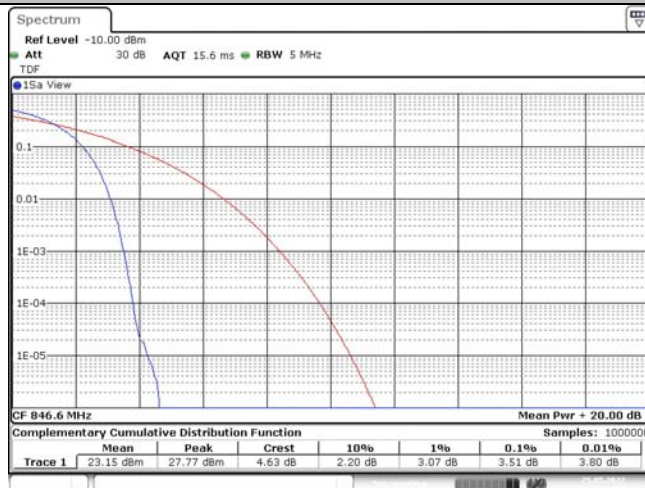
Date: 25\_MAY\_2022 19:49:10

WCDMA Band V\_ HSUPA \_ Middle channel



Date: 25\_MAY\_2022 19:50:02

WCDMA Band V\_ HSUPA \_ Highest channel



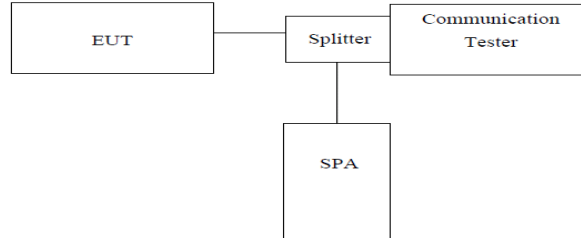
Date: 25\_MAY\_2022 19:50:54

### 3.3. Occupancy Bandwidth

#### LIMIT

For reporting purposes only.

#### TEST CONFIGURATION



*Note: Measurement setup for testing on Antenna connector*

#### TEST PROCEDURE

1. The EUT's output RF connector was connected with a short cable to the spectrum analyzer
2. RBW was set to about 1% of emission BW,  $VBW \geq 3$  times RBW.
3. -26dBc display line was placed on the screen (or 99% bandwidth), the occupied bandwidth is the delta frequency between the two points where the display line intersects the signal trace.

#### TEST RESULTS



EUT Mode	Channel	Frequency (MHz)	99% Occupy bandwidth (MHz)	-26dB bandwidth (MHz)
GSM 850 (GPRS)	128	824.20	0.243	0.318
	190	836.60	0.242	0.311
	251	848.80	0.245	0.313
EGPRS850 (8PSK,1Slot)	128	824.20	0.244	0.310
	190	836.60	0.247	0.302
	251	848.80	0.245	0.311
PCS1900 (GPRS)	512	1850.20	0.245	0.314
	661	1880.00	0.244	0.318
	810	1909.80	0.246	0.316
EGPRS1900 (8PSK,1Slot)	512	1850.20	0.245	0.313
	661	1880.00	0.246	0.310
	810	1909.80	0.245	0.304
WCDMA Band II (QPSK)	9262	1852.40	4.144	4.728
	9400	1880.00	4.144	4.720
	9538	1907.60	4.144	4.720
WCDMA Band IV (QPSK)	1312	1712.40	4.152	4.712
	1413	1732.60	4.152	4.712
	1513	1752.60	4.152	4.720
WCDMA Band V (QPSK)	4132	826.40	4.144	4.728
	4183	836.60	4.144	4.720
	4233	846.60	4.144	4.720

CTC Laboratories, Inc.

1-2/F., Building 2, Jiaquan Building, Guanlan High-Tech Park, Shenzhen, Guangdong, China

Tel.: (86)755-27521059

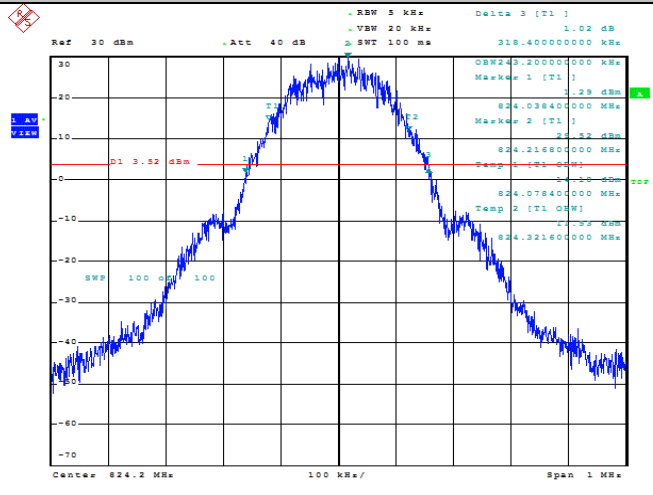
Fax: (86)755-27521011

Http://www.sz-ctc.org.cn

中国国家认证认可监督管理委员会  
Certification and Accreditation Administration of the People's Republic of ChinaFor anti-fake verification, please visit the official website of Certification and Accreditation Administration of the People's Republic of China : [yz.cnca.cn](http://yz.cnca.cn)

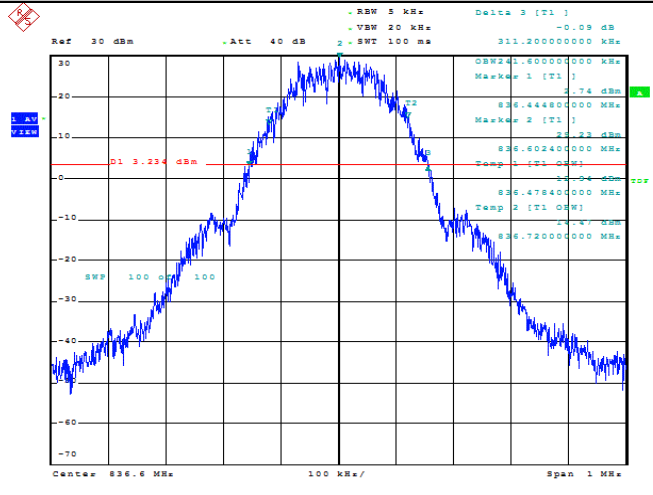


### GSM 850\_ GPRS\_ Lowest channel



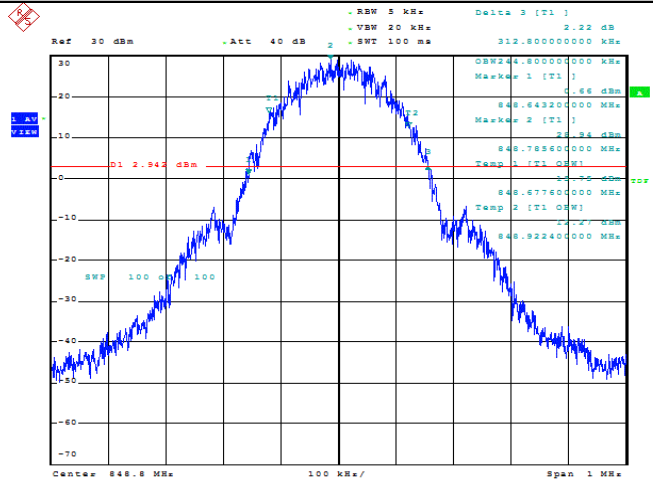
Date: 1.JAN.2000 00:22:15

### GSM 850\_ GPRS\_ Middle channel



Date: 1.JAN.2000 00:22:35

### GSM 850\_ GPRS\_ Highest channel



Date: 1.JAN.2000 00:22:55

CTC Laboratories, Inc.

1-2/F., Building 2, Jiaquan Building, Guanlan High-Tech Park, Shenzhen, Guangdong, China

Tel.: (86)755-27521059

Fax: (86)755-27521011

Http://www.sz-ctc.org.cn

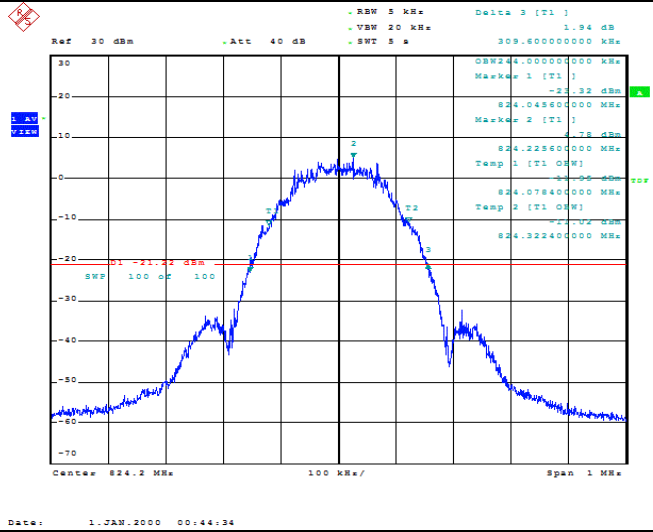


For anti-fake verification, please visit the official website of Certification and Accreditation Administration of the People's Republic of China : [yz.cnca.cn](http://yz.cnca.cn)

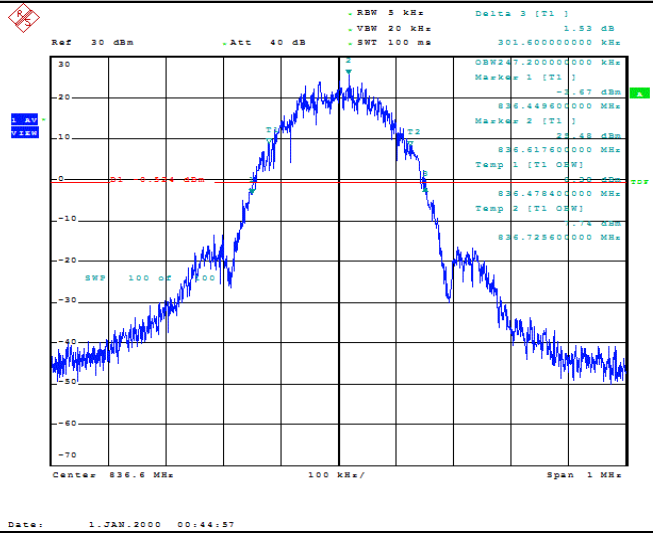




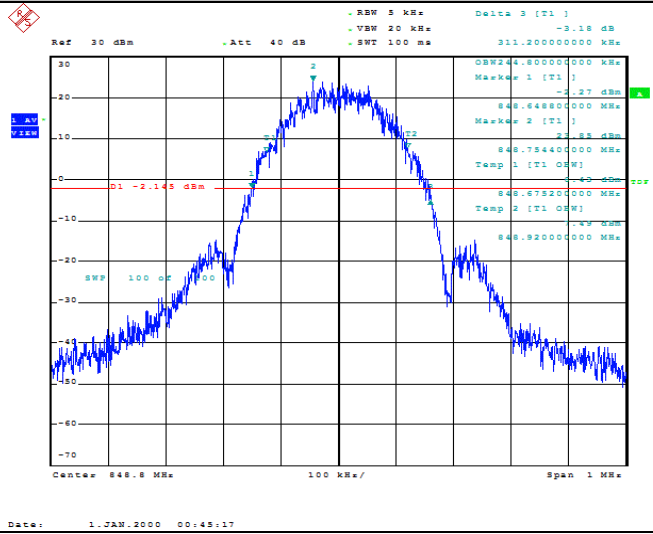
### GSM 850\_EGPRS\_Lowest channel



### GSM 850\_EGPRS\_Middle channel



### GSM 850\_EGPRS\_Highest channel



CTC Laboratories, Inc.

1-2/F., Building 2, Jiaquan Building, Guanlan High-Tech Park, Shenzhen, Guangdong, China

Tel.: (86)755-27521059

Fax: (86)755-27521011

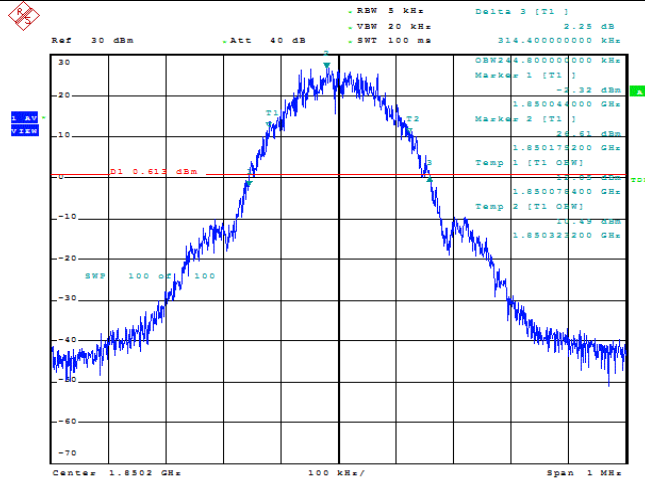
Http://www.sz-ctc.org.cn



For anti-fake verification, please visit the official website of Certification and Accreditation Administration of the People's Republic of China: [yz.cnca.cn](http://yz.cnca.cn)

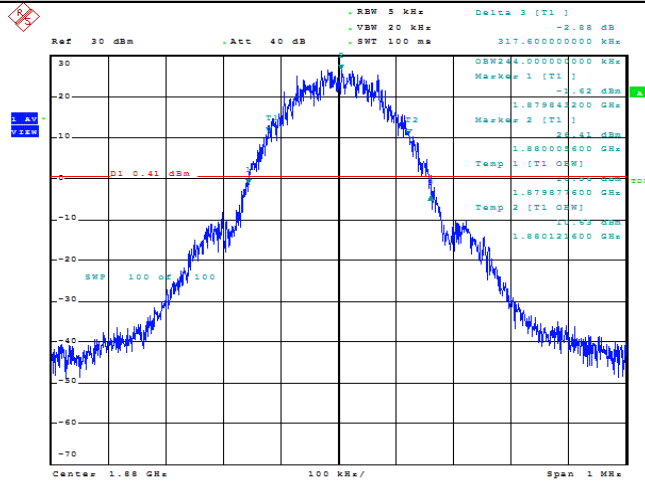


PCS 1900\_ GPRS\_ Lowest channel



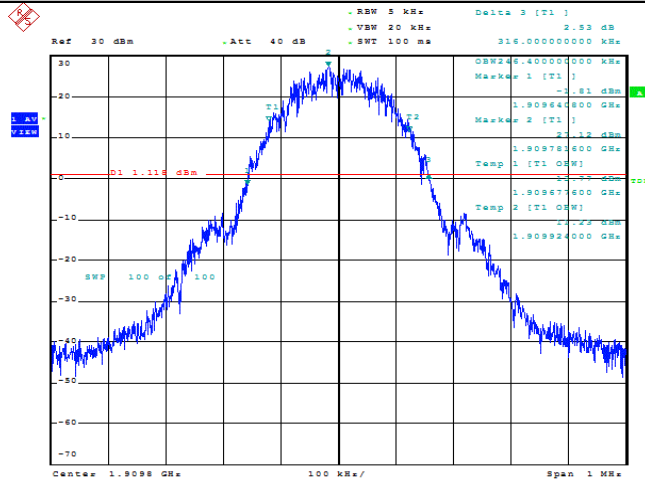
Date: 31.DEC.1999 23:21:24

PCS 1900\_ GPRS\_ Middle channel



Date: 31.DEC.1999 23:21:44

PCS 1900\_ GPRS\_ Highest channel



Date: 31.DEC.1999 23:22:04

CTC Laboratories, Inc.

1-2/F., Building 2, Jiaquan Building, Guanlan High-Tech Park, Shenzhen, Guangdong, China

Tel.: (86)755-27521059

Fax: (86)755-27521011

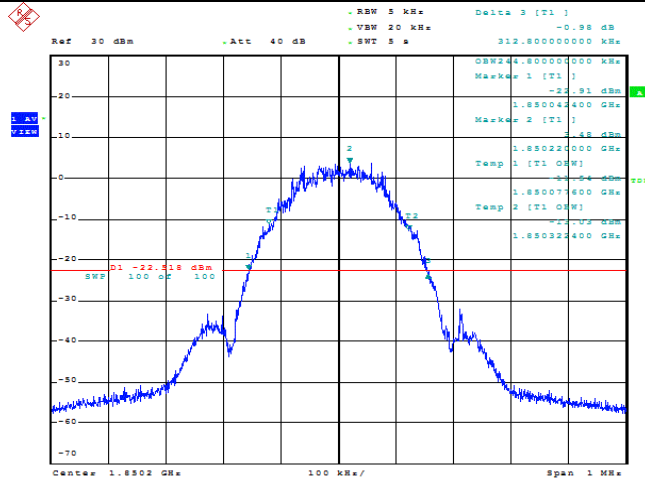
Http://www.sz-ctc.org.cn



For anti-fake verification, please visit the official website of Certification and Accreditation Administration of the People's Republic of China : [yz.cnca.cn](http://yz.cnca.cn)

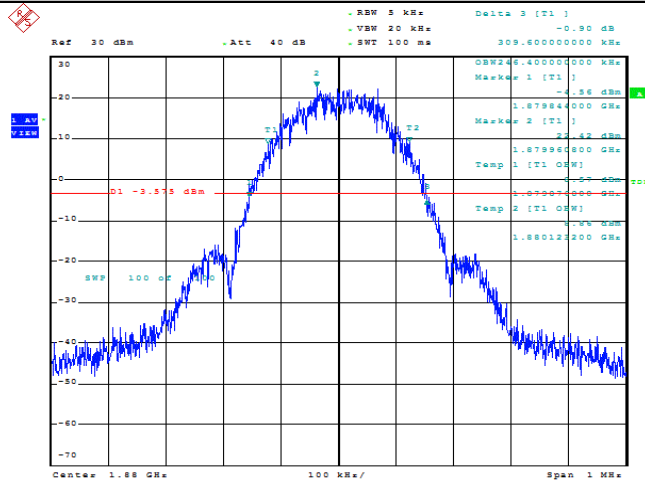


PCS 1900\_EGPRS\_Lowest channel



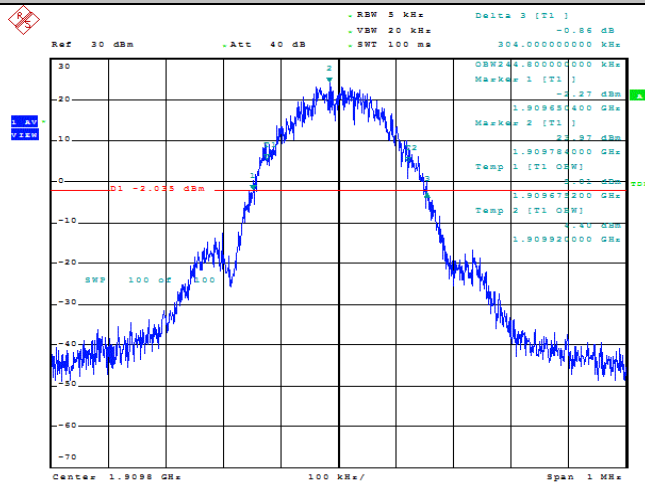
Date: 31.DEC.1999 23:45:26

PCS 1900\_EGPRS\_Middle channel



Date: 31.DEC.1999 23:45:49

PCS 1900\_EGPRS\_Highest channel



Date: 31.DEC.1999 23:46:09

CTC Laboratories, Inc.

1-2/F., Building 2, Jiaquan Building, Guanlan High-Tech Park, Shenzhen, Guangdong, China

Tel.: (86)755-27521059

Fax: (86)755-27521011

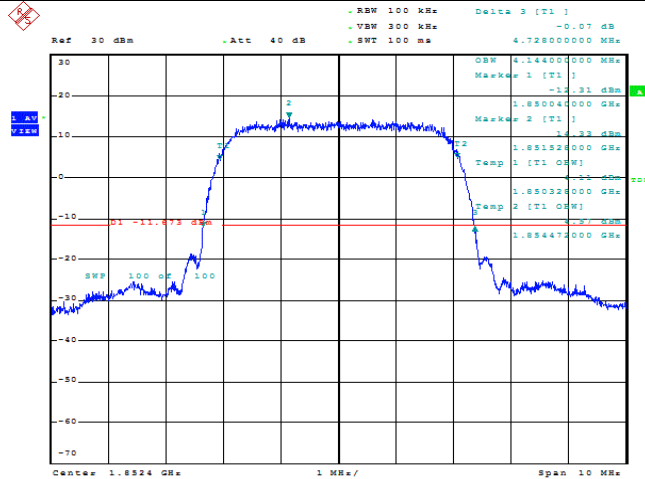
Http://www.sz-ctc.org.cn



For anti-fake verification, please visit the official website of Certification and Accreditation Administration of the People's Republic of China : [yz.cnca.cn](http://yz.cnca.cn)

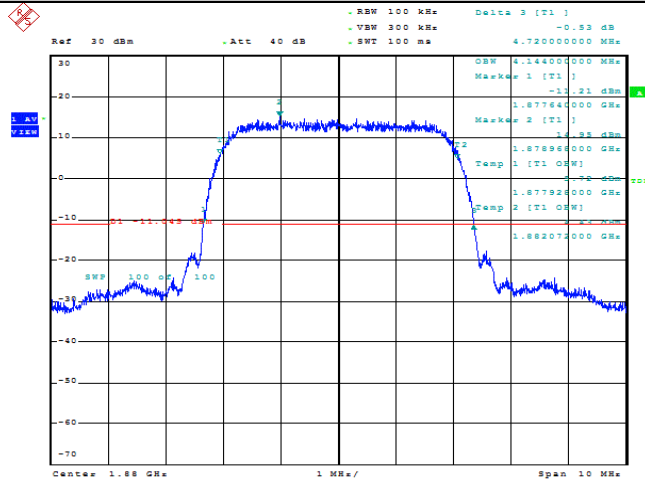


WCDMA Band II\_ WCDMA\_ Lowest channel



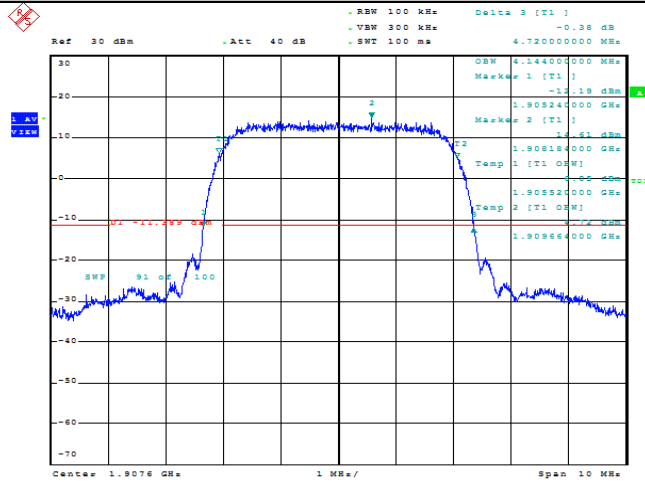
Date: 23.MAY.2022 14:57:36

WCDMA Band II\_ WCDMA\_ Middle channel



Date: 23.MAY.2022 14:57:58

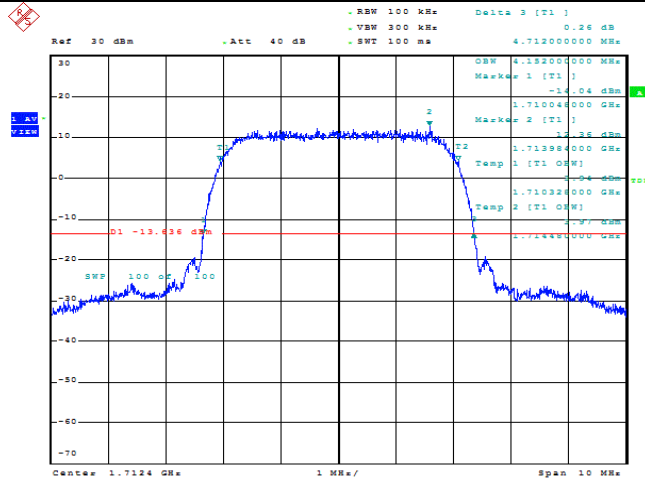
WCDMA Band II\_ WCDMA\_ Highest channel



Date: 23.MAY.2022 14:58:20

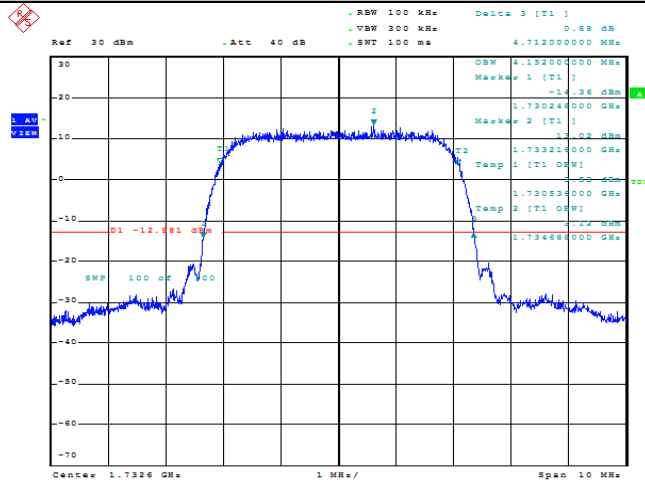


### WCDMA Band IV\_ WCDMA\_ Lowest channel



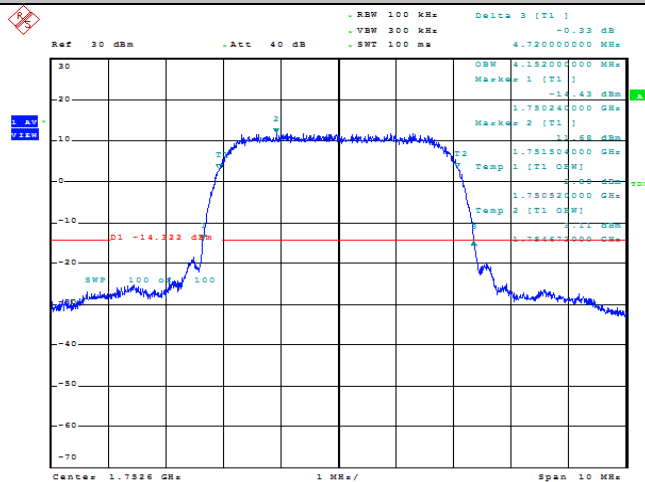
Date: 26.MAY.2022 16:04:34

### WCDMA Band IV\_ WCDMA\_ Middle channel



Date: 26.MAY.2022 16:04:56

### WCDMA Band IV\_ WCDMA\_ Highest channel



Date: 26.MAY.2022 16:05:18

CTC Laboratories, Inc.

1-2/F., Building 2, Jiaquan Building, Guanlan High-Tech Park, Shenzhen, Guangdong, China

Tel.: (86)755-27521059

Fax: (86)755-27521011

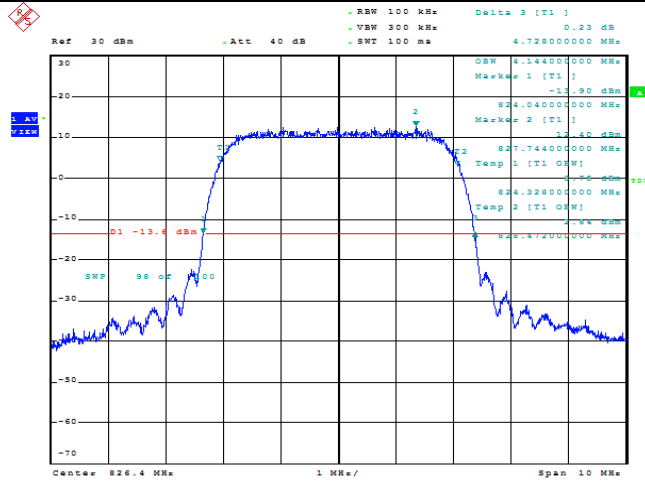
Http://www.sz-ctc.org.cn



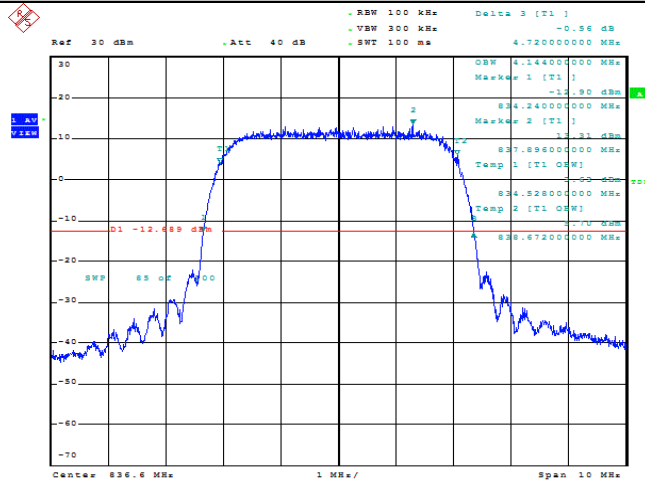
For anti-fake verification, please visit the official website of Certification and Accreditation Administration of the People's Republic of China : [yz.cnca.cn](http://yz.cnca.cn)



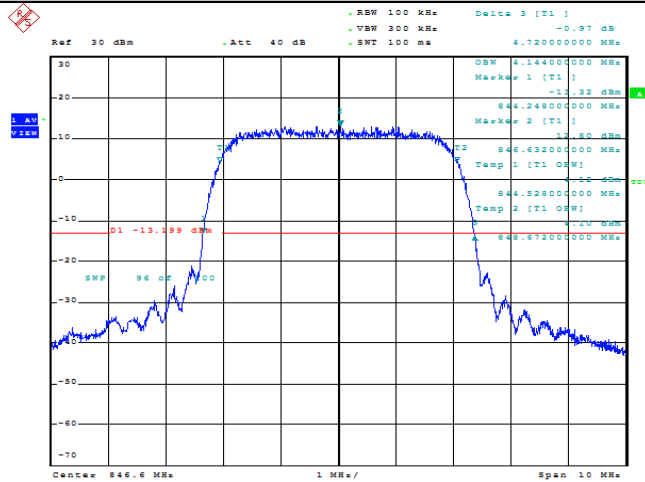
### WCDMA Band V\_ WCDMA\_ Lowest channel



### WCDMA Band V\_ WCDMA\_ Middle channel



### WCDMA Band V\_ WCDMA\_ Highest channel



CTC Laboratories, Inc.

1-2/F., Building 2, Jiaquan Building, Guanlan High-Tech Park, Shenzhen, Guangdong, China

Tel.: (86)755-27521059

Fax: (86)755-27521011

Http://www.sz-ctc.org.cn



For anti-fake verification, please visit the official website of Certification and Accreditation Administration of the People's Republic of China : [yz.cnca.cn](http://yz.cnca.cn)



### 3.4. Out Of Band Emissions

#### LIMIT

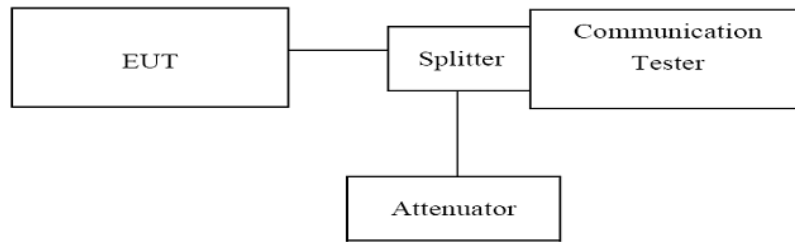
FCC: §22.917, §24.238, §27.53 (h), §90.691

The minimum permissible attenuation level of any spurious emissions is  $43 + 10 \log (P)$  dB where transmitting power (P) in Watts.

RSS132§5.5, RSS133§6.5, RSS139§6.6

The minimum permissible attenuation level of any spurious emissions is  $43 + 10 \log (P)$  dB where transmitting power (P) in Watts.

#### TEST CONFIGURATION



#### TEST PROCEDURE

1. The RF output of the transceiver was connected to a spectrum analyzer through appropriate attenuation.
2. Sufficient scans were taken to show the out of band Emissions if any up to 10th harmonic.

#### TEST RESULTS

Band	Channel	PCL	Frequency Range(MHz)	Max.Freq. (MHz)	Result (dBm)	Limit (dBm)	Verdict
GPRS850	128	3	0.009~0.15MHz	0.01	-47.06	-33	PASS
GPRS850	128	3	0.15~30MHz	0.61	-47.89	-13	PASS
GPRS850	128	3	30~1000MHz	964.4	-39.23	-13	PASS
GPRS850	128	3	1000~3000MHz	1697.27	-29.14	-13	PASS
GPRS850	128	3	3000~10000MHz	5093	-40.31	-13	PASS
GPRS850	190	3	0.009~0.15MHz	0.01	-47.38	-33	PASS
GPRS850	190	3	0.15~30MHz	0.67	-46.91	-13	PASS
GPRS850	190	3	30~1000MHz	957.64	-39.22	-13	PASS
GPRS850	190	3	1000~3000MHz	1697.73	-27.52	-13	PASS
GPRS850	190	3	3000~10000MHz	5093	-40.94	-13	PASS
GPRS850	251	3	0.009~0.15MHz	0.01	-47.25	-33	PASS
GPRS850	251	3	0.15~30MHz	0.63	-47.84	-13	PASS
GPRS850	251	3	30~1000MHz	740.49	-39.07	-13	PASS
GPRS850	251	3	1000~3000MHz	1697.33	-28.84	-13	PASS
GPRS850	251	3	3000~10000MHz	5093.23	-41.37	-13	PASS
EGPRS850	128	8	0.009~0.15MHz	0.01	-47.55	-33	PASS
EGPRS850	128	8	0.15~30MHz	0.67	-48.20	-13	PASS
EGPRS850	128	8	30~1000MHz	987.52	-39.83	-13	PASS

CTC Laboratories, Inc.

1-2/F., Building 2, Jiaquan Building, Guanlan High-Tech Park, Shenzhen, Guangdong, China

Tel.: (86)755-27521059

Fax: (86)755-27521011

Http://www.sz-ctc.org.cn



For anti-fake verification, please visit the official website of Certification and Accreditation Administration of the People's Republic of China : [yz.cnca.cn](http://yz.cnca.cn)



EGPRS850	128	8	1000~3000MHz	1697.6	-35.71	-13	PASS
EGPRS850	128	8	3000~10000MHz	3395.97	-48.55	-13	PASS
EGPRS850	190	8	0.009~0.15MHz	0.02	-46.58	-33	PASS
EGPRS850	190	8	0.15~30MHz	0.67	-48.81	-13	PASS
EGPRS850	190	8	30~1000MHz	676.08	-38.43	-13	PASS
EGPRS850	190	8	1000~3000MHz	1697.4	-36.19	-13	PASS
EGPRS850	190	8	3000~10000MHz	3396.67	-56.14	-13	PASS
EGPRS850	251	8	0.009~0.15MHz	0.01	-48.82	-33	PASS
EGPRS850	251	8	0.15~30MHz	0.7	-48.72	-13	PASS
EGPRS850	251	8	30~1000MHz	953.76	-39.69	-13	PASS
EGPRS850	251	8	1000~3000MHz	1697.4	-36.60	-13	PASS
EGPRS850	251	8	3000~10000MHz	3395.03	-40.89	-13	PASS
GPRS1900	512	0	0.009~0.15MHz	0.01	-50.35	-43	PASS
GPRS1900	512	0	0.15~30MHz	0.6	-47.10	-23	PASS
GPRS1900	512	0	30~1000MHz	858.61	-38.67	-13	PASS
GPRS1900	512	0	1000~3000MHz	2635.73	-44.53	-13	PASS
GPRS1900	512	0	3000~10000MHz	3819.7	-34.92	-13	PASS
GPRS1900	512	0	10000~18000MHz	17970.4	-50.36	-13	PASS
GPRS1900	661	0	0.009~0.15MHz	0.01	-49.85	-43	PASS
GPRS1900	661	0	0.15~30MHz	0.64	-49.24	-23	PASS
GPRS1900	661	0	30~1000MHz	791.77	-39.64	-13	PASS
GPRS1900	661	0	1000~3000MHz	2613.87	-44.50	-13	PASS
GPRS1900	661	0	3000~10000MHz	3819.7	-35.10	-13	PASS
GPRS1900	661	0	10000~18000MHz	17948.53	-50.24	-13	PASS
GPRS1900	810	0	0.009~0.15MHz	0.01	-51.03	-43	PASS
GPRS1900	810	0	0.15~30MHz	0.64	-48.74	-23	PASS
GPRS1900	810	0	30~1000MHz	241.43	-39.94	-13	PASS
GPRS1900	810	0	1000~3000MHz	2613.13	-44.42	-13	PASS
GPRS1900	810	0	3000~10000MHz	3460.13	-56.17	-13	PASS
GPRS1900	810	0	10000~18000MHz	17909.33	-50.15	-13	PASS
EGPRS1900	512	2	0.009~0.15MHz	0.03	-47.73	-43	PASS
EGPRS1900	512	2	0.15~30MHz	0.69	-47.32	-23	PASS
EGPRS1900	512	2	30~1000MHz	655.59	-38.69	-13	PASS
EGPRS1900	512	2	1000~3000MHz	2998.13	-44.51	-13	PASS
EGPRS1900	512	2	3000~10000MHz	3818.77	-47.75	-13	PASS
EGPRS1900	512	2	10000~18000MHz	17895.2	-50.33	-13	PASS
EGPRS1900	661	2	0.009~0.15MHz	0.02	-49.01	-43	PASS
EGPRS1900	661	2	0.15~30MHz	0.63	-48.64	-23	PASS
EGPRS1900	661	2	30~1000MHz	934.01	-39.96	-13	PASS
EGPRS1900	661	2	1000~3000MHz	2582.93	-44.27	-13	PASS
EGPRS1900	661	2	3000~10000MHz	9929.07	-57.07	-13	PASS
EGPRS1900	661	2	10000~18000MHz	17899.2	-50.31	-13	PASS
EGPRS1900	810	2	0.009~0.15MHz	0.02	-47.82	-43	PASS
EGPRS1900	810	2	0.15~30MHz	0.69	-47.00	-23	PASS

CTC Laboratories, Inc.

1-2/F., Building 2, Jiaquan Building, Guanlan High-Tech Park, Shenzhen, Guangdong, China

Tel.: (86)755-27521059

Fax: (86)755-27521011

Http://www.sz-ctc.org.cn

中国国家认证认可监督管理委员会  
Certification and Accreditation Administration of the People's Republic of ChinaFor anti-fake verification, please visit the official website of Certification and Accreditation Administration of the People's Republic of China : [yz.cnca.cn](http://yz.cnca.cn)





EGPRS1900	810	2	30~1000MHz	991.92	-39.42	-13	PASS
EGPRS1900	810	2	1000~3000MHz	2693.87	-44.50	-13	PASS
EGPRS1900	810	2	3000~10000MHz	3819.47	-39.40	-13	PASS
EGPRS1900	810	2	10000~18000MHz	17954.13	-50.30	-13	PASS

CTC Laboratories, Inc.

1-2/F., Building 2, Jiaquan Building, Guanlan High-Tech Park, Shenzhen, Guangdong, China  
Tel.: (86)755-27521059

Fax: (86)755-27521011      Http://www.sz-ctc.org.cn



For anti-fake verification, please visit the official website of Certification and Accreditation Administration of the People's Republic of China : [yz.cnca.cn](http://yz.cnca.cn)



Band	Channel	Frequency Range (Mhz)	Frequency (dBm)	Result (dBm)	Limit (dBm)	Verdict
Band2	9262	0.15~30MHz	0.7	-48.37	-23	PASS
Band2	9262	30~1000MHz	992.34	-39.78	-13	PASS
Band2	9262	1000~3000MHz	2365.53	-35.57	-13	PASS
Band2	9262	3000~10000MHz	3703.03	-48.12	-13	PASS
Band2	9262	10000~20000MHz	19213	-41.74	-13	PASS
Band2	9262	0.009~0.15MHz	0.04	-60.22	-43	PASS
Band2	9400	0.009~0.15MHz	0.04	-59.82	-43	PASS
Band2	9400	0.15~30MHz	0.69	-48.89	-23	PASS
Band2	9400	30~1000MHz	500.22	-39.77	-13	PASS
Band2	9400	1000~3000MHz	2720.87	-35.51	-13	PASS
Band2	9400	3000~10000MHz	9838.3	-48.56	-13	PASS
Band2	9400	10000~20000MHz	18147.67	-41.22	-13	PASS
Band2	9538	0.009~0.15MHz	0.04	-60.32	-43	PASS
Band2	9538	10000~20000MHz	19507	-41.11	-13	PASS
Band2	9538	3000~10000MHz	3813.4	-43.75	-13	PASS
Band2	9538	1000~3000MHz	2986.67	-34.93	-13	PASS
Band2	9538	0.15~30MHz	0.68	-47.86	-23	PASS
Band2	9538	30~1000MHz	968.44	-39.60	-13	PASS
Band4	1312	0.009~0.15MHz	0.03	-65.78	-43	PASS
Band4	1312	0.15~30MHz	0.64	-48.46	-23	PASS
Band4	1312	30~1000MHz	988.78	-39.31	-13	PASS
Band4	1312	1000~3000MHz	2769.93	-35.32	-13	PASS
Band4	1312	3000~10000MHz	3422.57	-41.98	-13	PASS
Band4	1312	10000~20000MHz	19424.67	-41.65	-13	PASS
Band4	1413	30~1000MHz	977.43	-39.18	-13	PASS
Band4	1413	0.009~0.15MHz	0.03	-66.01	-43	PASS
Band4	1413	1000~3000MHz	2658.13	-35.44	-13	PASS
Band4	1413	3000~10000MHz	3466.67	-34.93	-13	PASS
Band4	1413	10000~20000MHz	19473	-39.99	-13	PASS
Band4	1413	0.15~30MHz	0.66	-48.50	-23	PASS
Band4	1513	10000~20000MHz	19513	-41.19	-13	PASS
Band4	1513	3000~10000MHz	3504	-39.35	-13	PASS
Band4	1513	1000~3000MHz	2469.87	-34.89	-13	PASS
Band4	1513	0.009~0.15MHz	0.03	-66.68	-43	PASS
Band4	1513	0.15~30MHz	0.62	-47.78	-23	PASS
Band4	1513	30~1000MHz	979.05	-39.50	-13	PASS
Band5	4132	3000~10000MHz	5275.23	-47.82	-13	PASS
Band5	4132	30~1000MHz	954.47	-34.53	-13	PASS
Band5	4132	0.15~30MHz	0.66	-48.18	-13	PASS
Band5	4132	0.009~0.15MHz	0.01	-68.07	-33	PASS
Band5	4132	10000~18000MHz	17956	-41.58	-13	PASS
Band5	4132	1000~3000MHz	2865.13	-35.42	-13	PASS

CTC Laboratories, Inc.

1-2/F., Building 2, Jiaquan Building, Guanlan High-Tech Park, Shenzhen, Guangdong, China

Tel.: (86)755-27521059

Fax: (86)755-27521011

Http://www.sz-ctc.org.cn

中国国家认证认可监督管理委员会  
Certification and Accreditation Administration of the People's Republic of ChinaFor anti-fake verification, please visit the official website of Certification and Accreditation Administration of the People's Republic of China: [yz.cnca.cn](http://yz.cnca.cn)



Band5	4183	30~1000MHz	422.27	-35.32	-13	PASS
Band5	4183	10000~18000MHz	17909.6	-42.62	-13	PASS
Band5	4183	1000~3000MHz	2620.67	-35.46	-13	PASS
Band5	4183	0.15~30MHz	0.68	-47.89	-13	PASS
Band5	4183	0.009~0.15MHz	0.01	-68.99	-33	PASS
Band5	4183	3000~10000MHz	3546	-48.40	-13	PASS
Band5	4233	10000~18000MHz	17699.73	-42.15	-13	PASS
Band5	4233	0.009~0.15MHz	0.01	-67.42	-33	PASS
Band5	4233	0.15~30MHz	0.68	-47.65	-13	PASS
Band5	4233	30~1000MHz	621.38	-35.86	-13	PASS
Band5	4233	1000~3000MHz	2626.4	-35.14	-13	PASS
Band5	4233	3000~10000MHz	5165.57	-47.86	-13	PASS

CTC Laboratories, Inc.

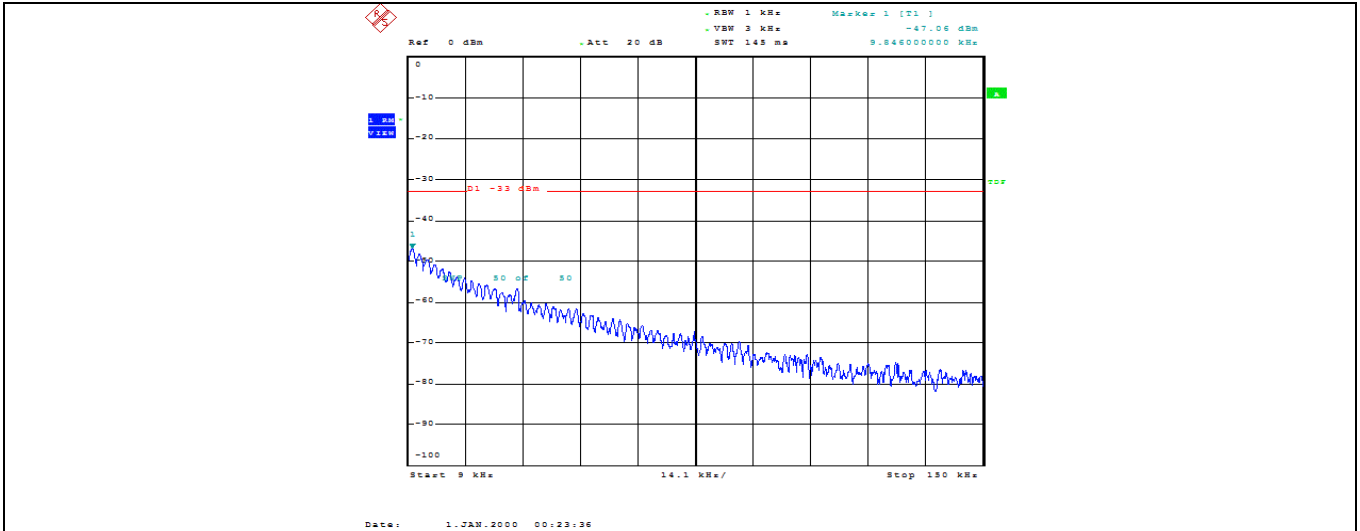
1-2/F., Building 2, Jiaquan Building, Guanlan High-Tech Park, Shenzhen, Guangdong, China

Tel.: (86)755-27521059

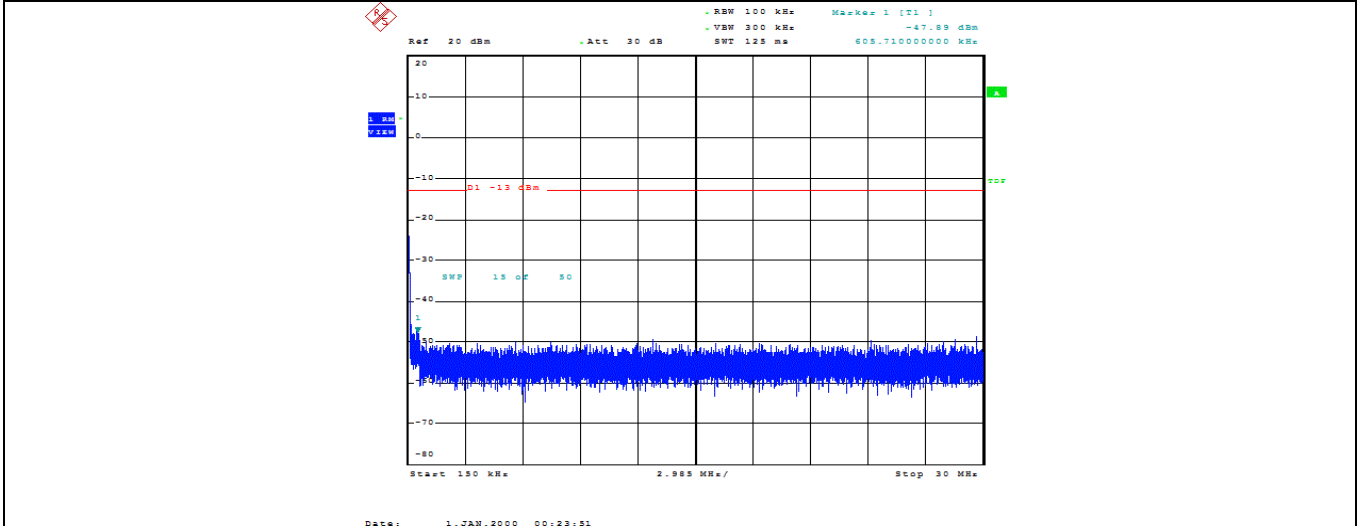
Fax: (86)755-27521011

Http://www.sz-ctc.org.cn

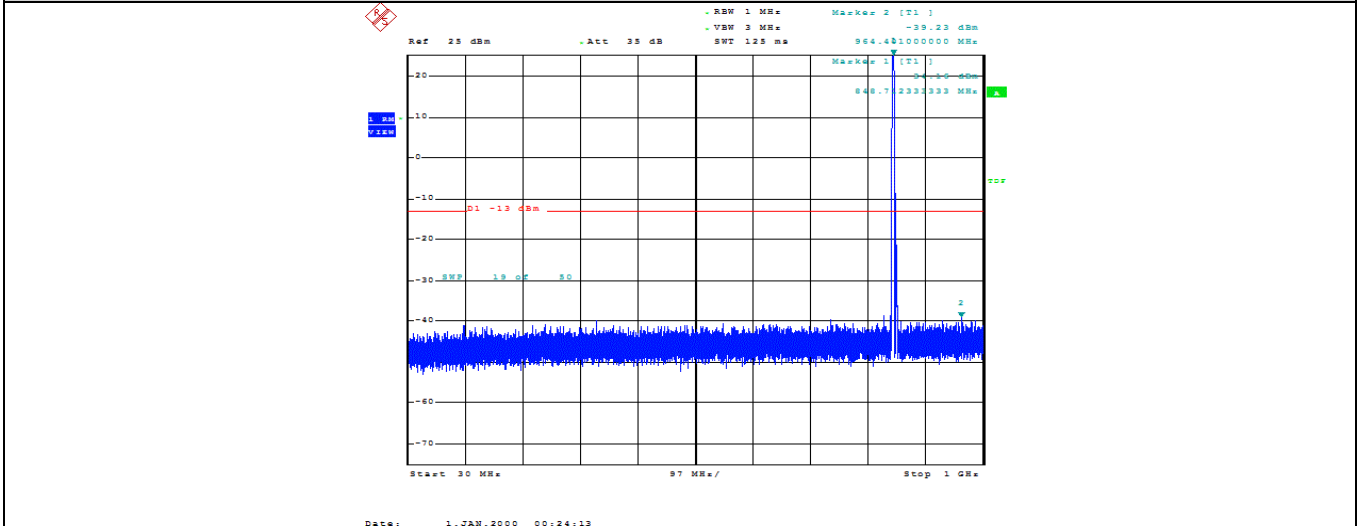
中国国家认证认可监督管理委员会  
Certification and Accreditation Administration of the People's Republic of ChinaFor anti-fake verification, please visit the official website of Certification and Accreditation Administration of the People's Republic of China : [yz.cnca.cn](http://yz.cnca.cn)



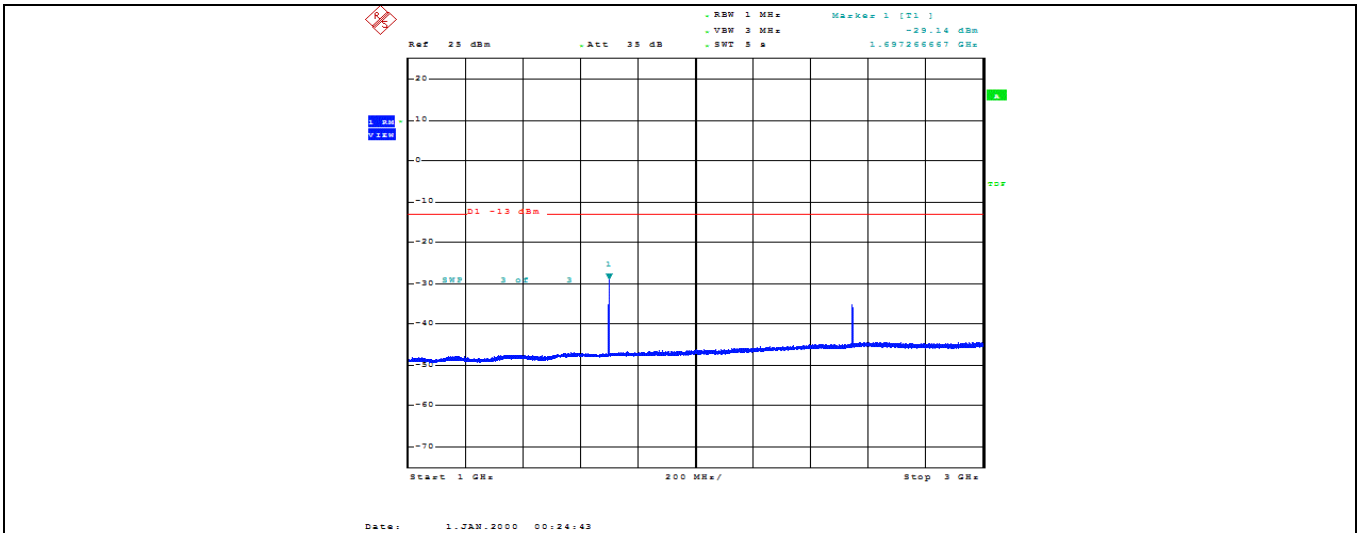
GPRS850-128-0.009~0.15MHz



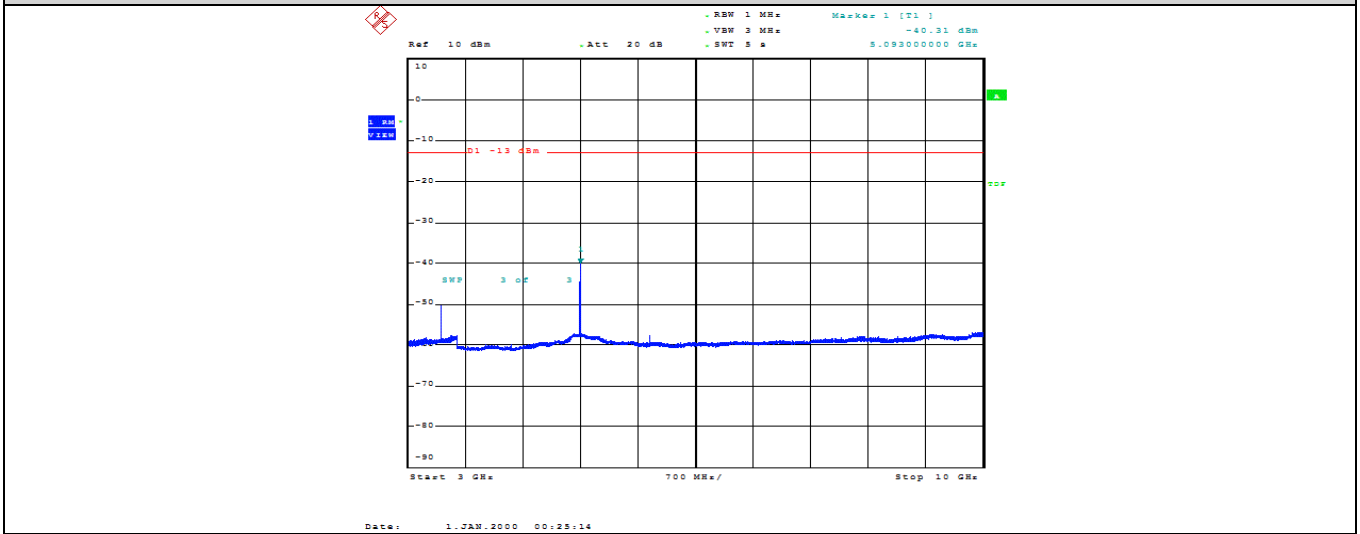
GPRS850-128-0.15~30MHz



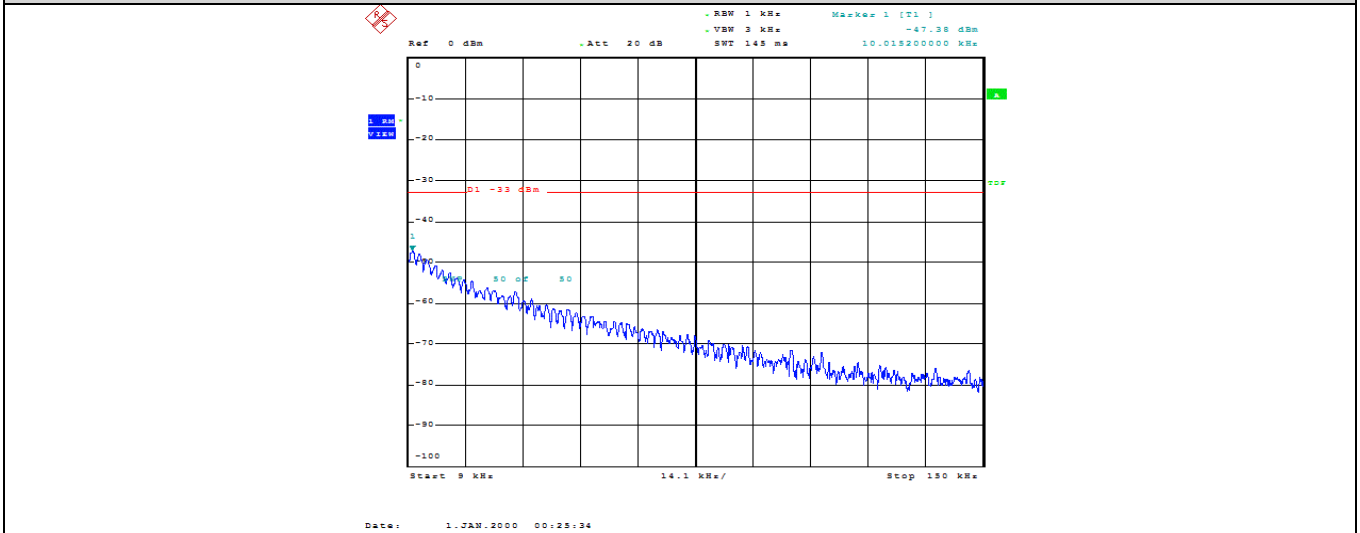
GPRS850-128-30~1000MHz



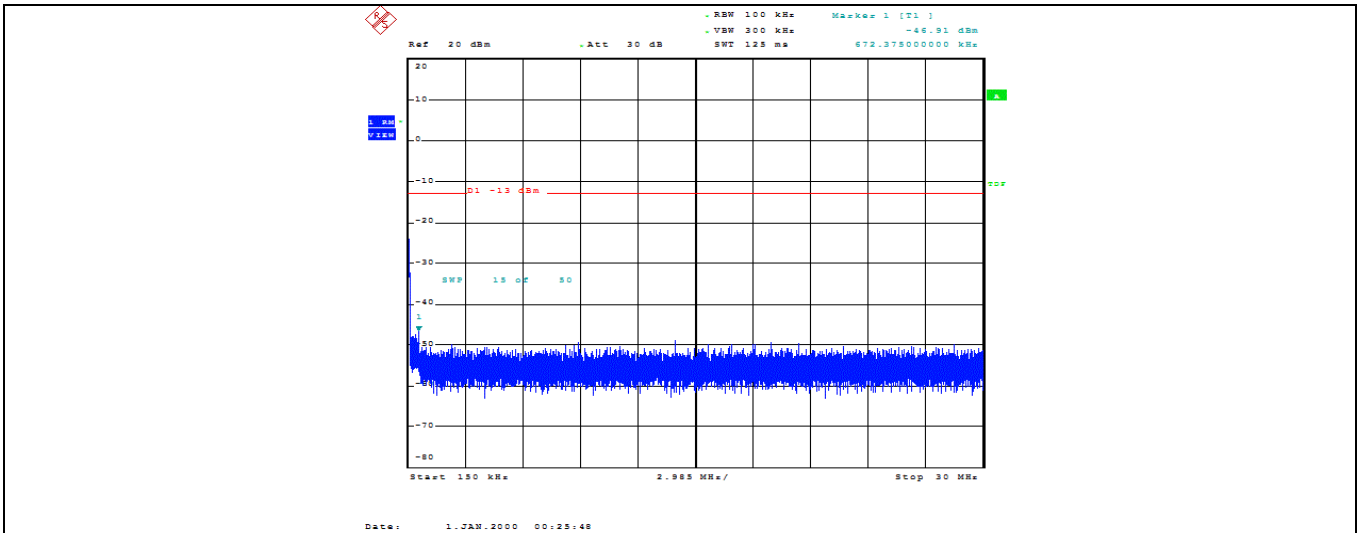
GPRS850-128-1000~3000MHz



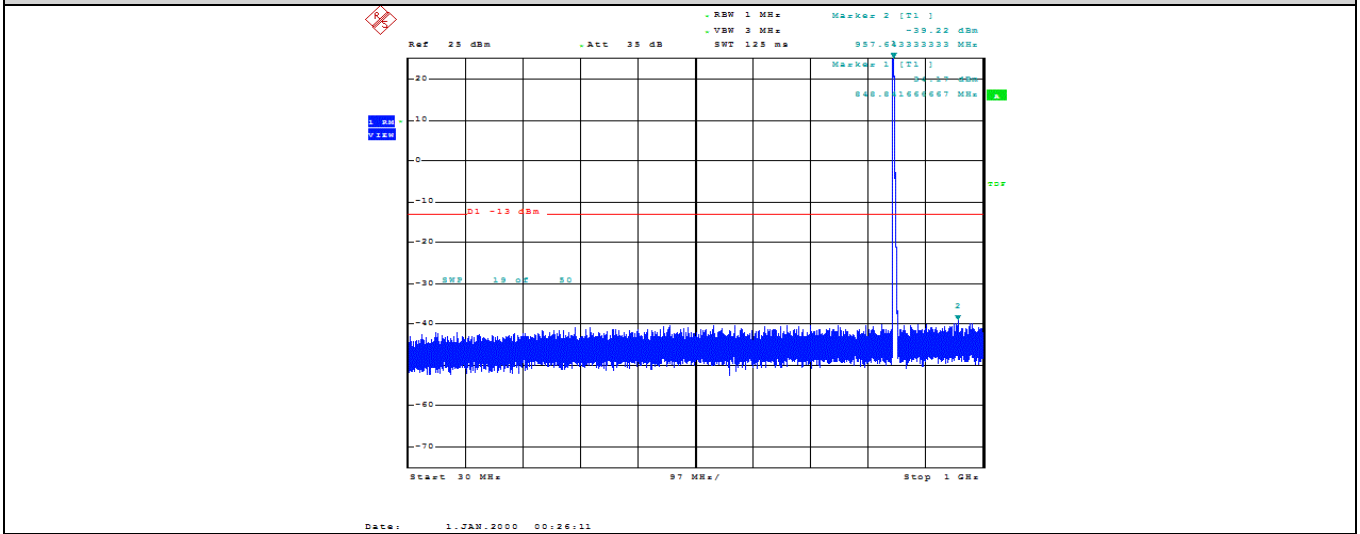
GPRS850-128-3000~10000MHz



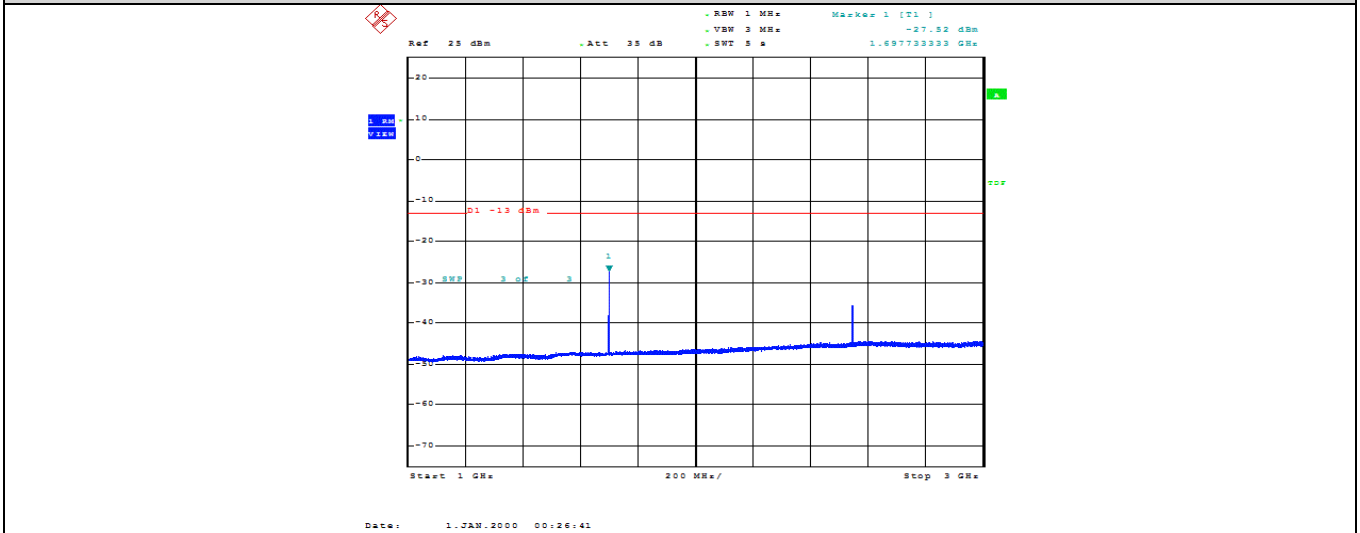
GPRS850-190-0.009~0.15MHz



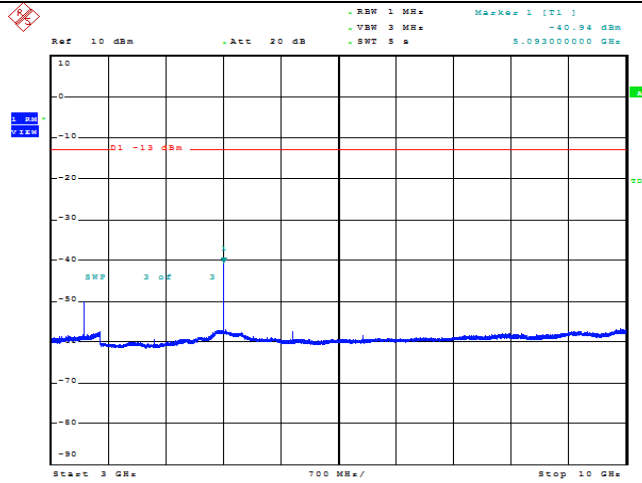
GPRS850-190-0.15~30MHz



GPRS850-190-30~1000MHz

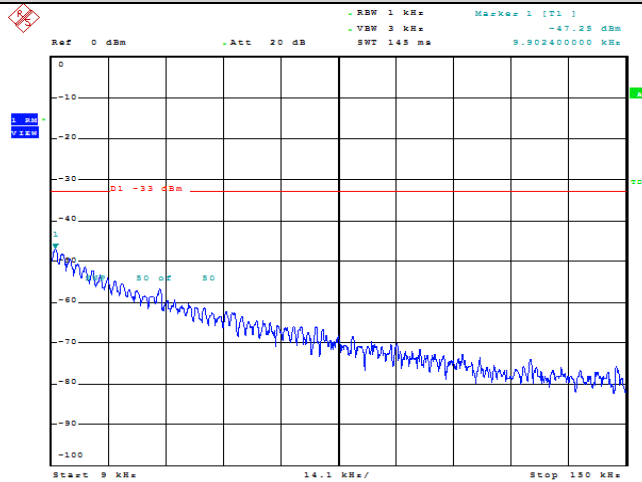


GPRS850-190-1000~3000MHz



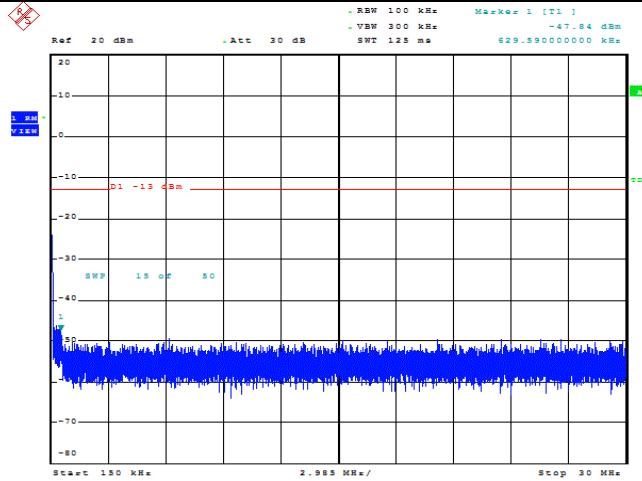
Date: 1.JAN.2000 00:27:11

GPRS850-190-3000~10000MHz



Date: 1.JAN.2000 00:27:31

GPRS850-251-0.009~0.15MHz



Date: 1.JAN.2000 00:27:46

GPRS850-251-0.15~30MHz

CTC Laboratories, Inc.

1-2/F., Building 2, Jiaquan Building, Guanlan High-Tech Park, Shenzhen, Guangdong, China

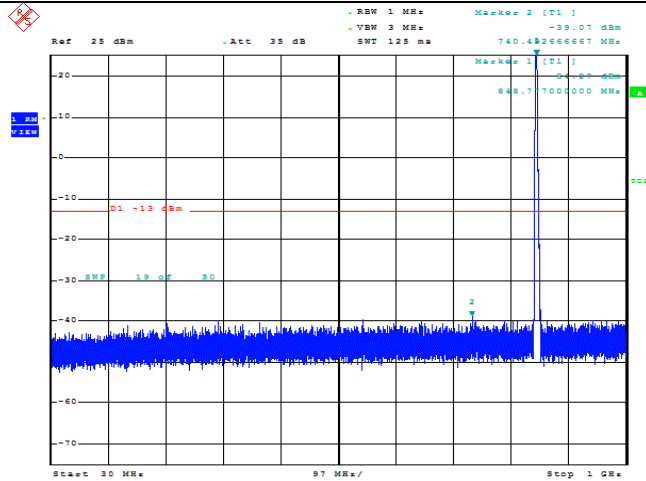
Tel.: (86)755-27521059

Fax: (86)755-27521011

Http://www.sz-ctc.org.cn

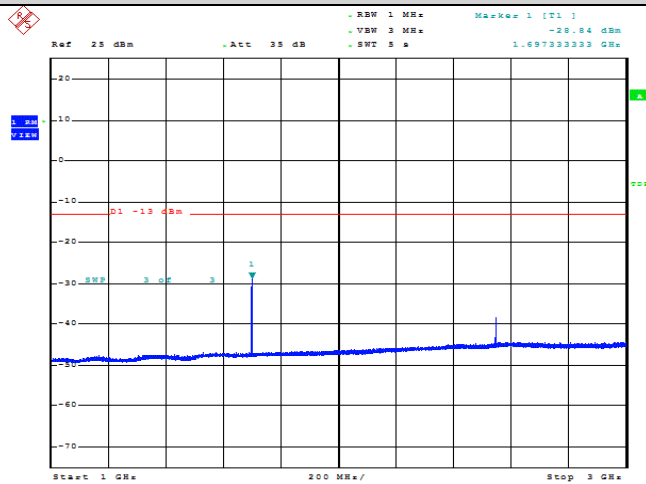


For anti-fake verification, please visit the official website of Certification and Accreditation Administration of the People's Republic of China : [yz.cnca.cn](http://yz.cnca.cn)



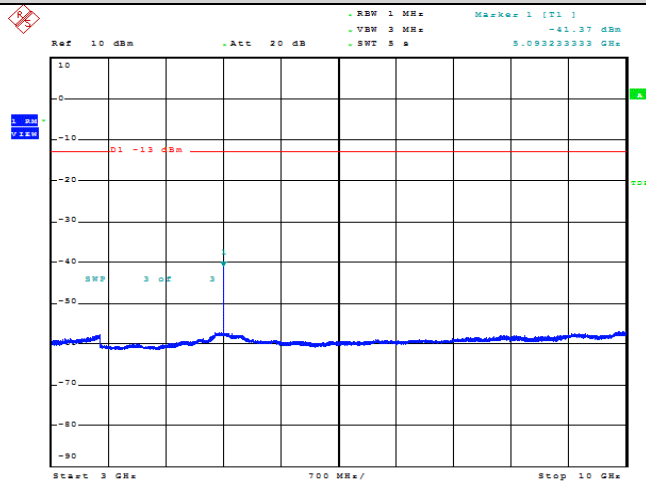
Date: 1.JAN.2000 00:28:09

### GPRS850-251-30~1000MHz



Date: 1.JAN.2000 00:28:39

### GPRS850-251-1000~3000MHz



Date: 1.JAN.2000 00:29:09

### GPRS850-251-3000~10000MHz

CTC Laboratories, Inc.

1-2/F., Building 2, Jiaquan Building, Guanlan High-Tech Park, Shenzhen, Guangdong, China

Tel.: (86)755-27521059

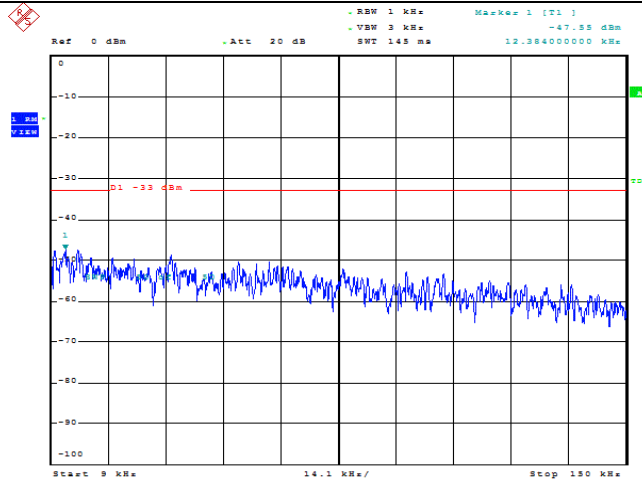
Fax: (86)755-27521011

Http://www.sz-ctc.org.cn



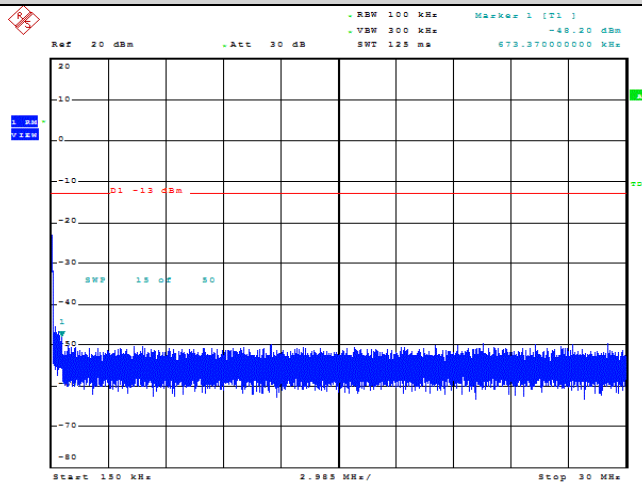
For anti-fake verification, please visit the official website of Certification and Accreditation Administration of the People's Republic of China : [yz.cnca.cn](http://yz.cnca.cn)





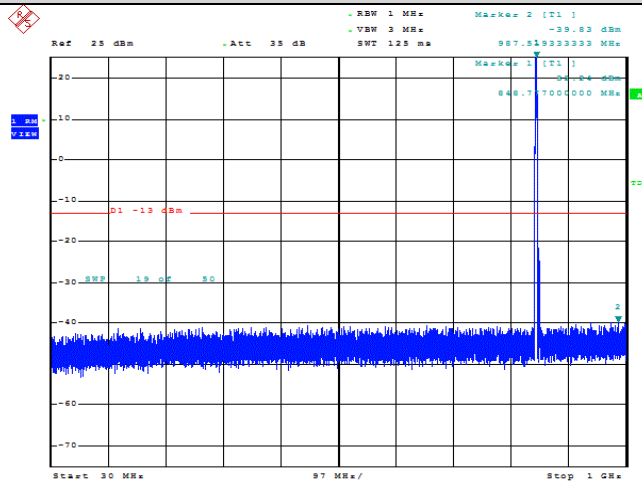
Date: 1.JAN.2000 00:45:58

EGPRS850-128-0.009~0.15MHz



Date: 1.JAN.2000 00:46:13

EGPRS850-128-0.15~30MHz



Date: 1.JAN.2000 00:46:38

EGPRS850-128-30~1000MHz

CTC Laboratories, Inc.

1-2/F., Building 2, Jiaquan Building, Guanlan High-Tech Park, Shenzhen, Guangdong, China

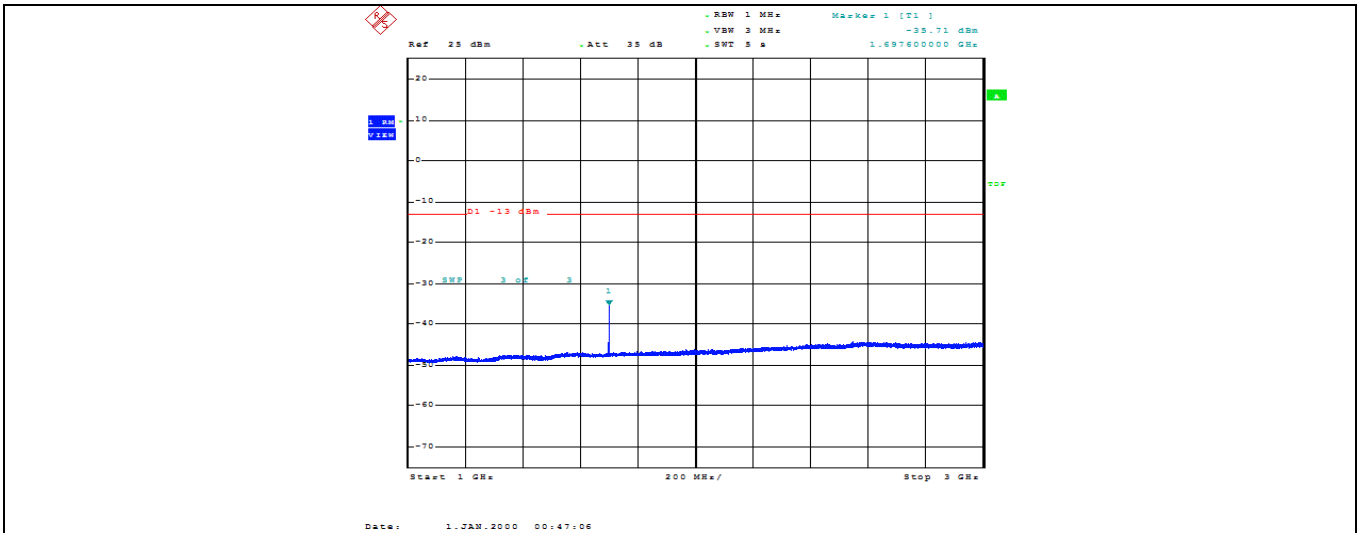
Tel.: (86)755-27521059

Fax: (86)755-27521011

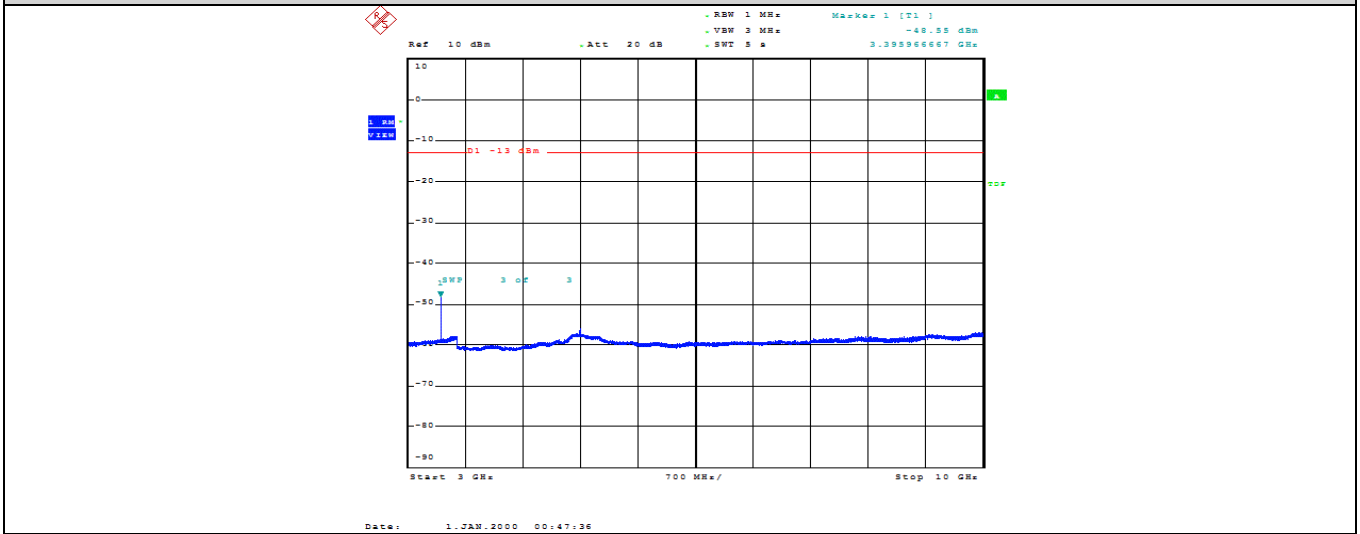
Http://www.sz-ctc.org.cn



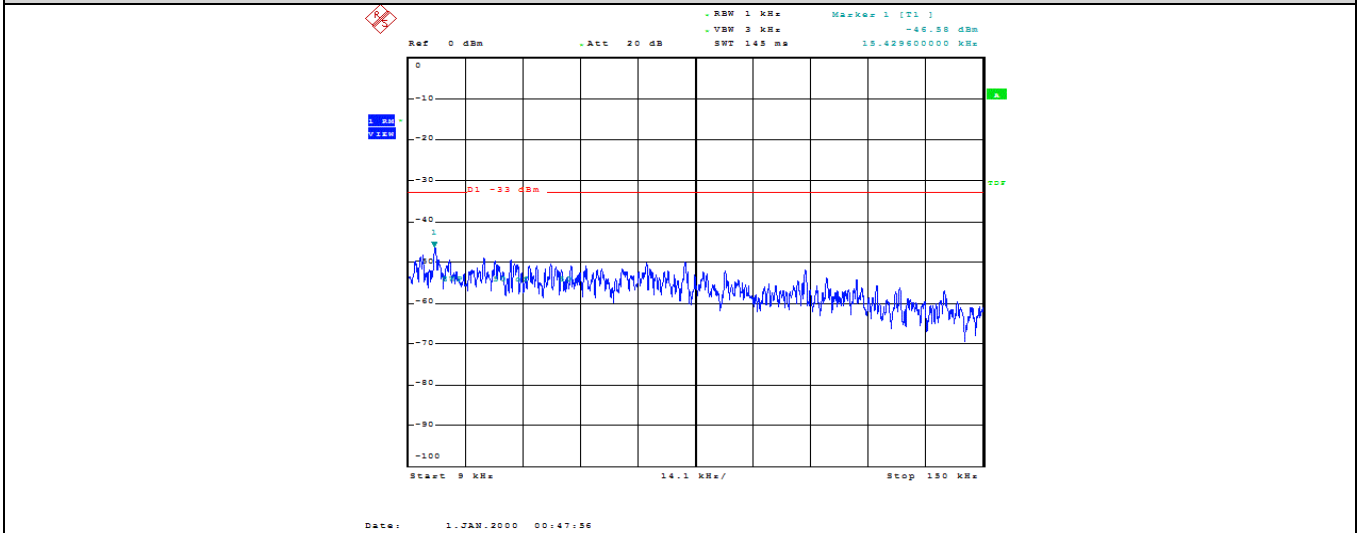
For anti-fake verification, please visit the official website of Certification and Accreditation Administration of the People's Republic of China : [yz.cnca.cn](http://yz.cnca.cn)



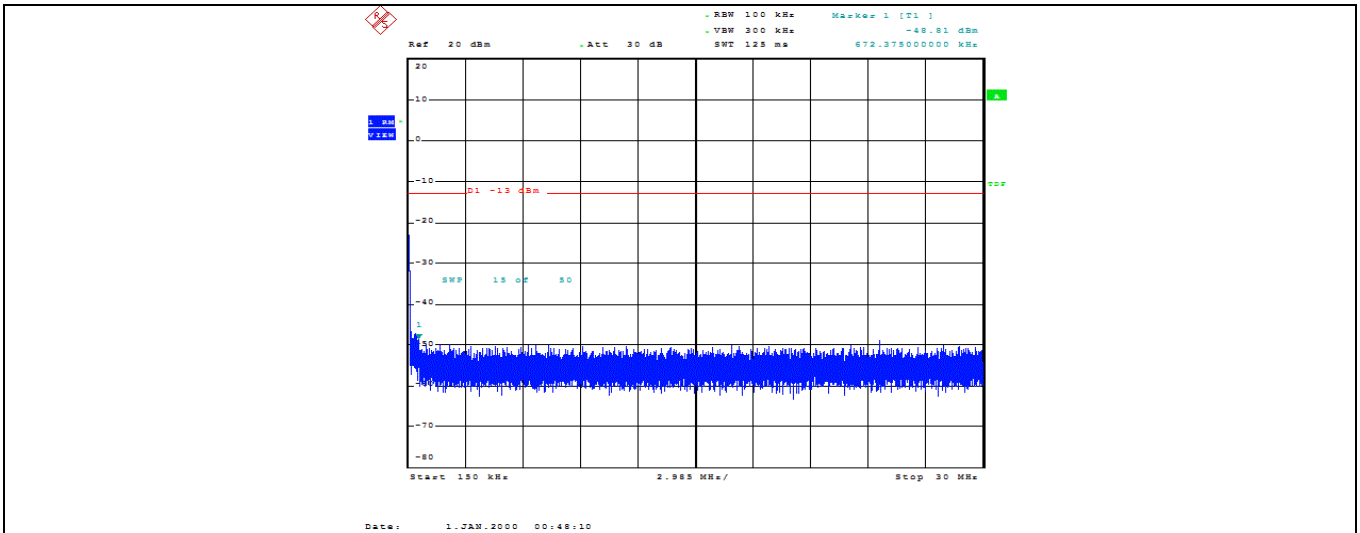
EGPRS850-128-1000~3000MHz



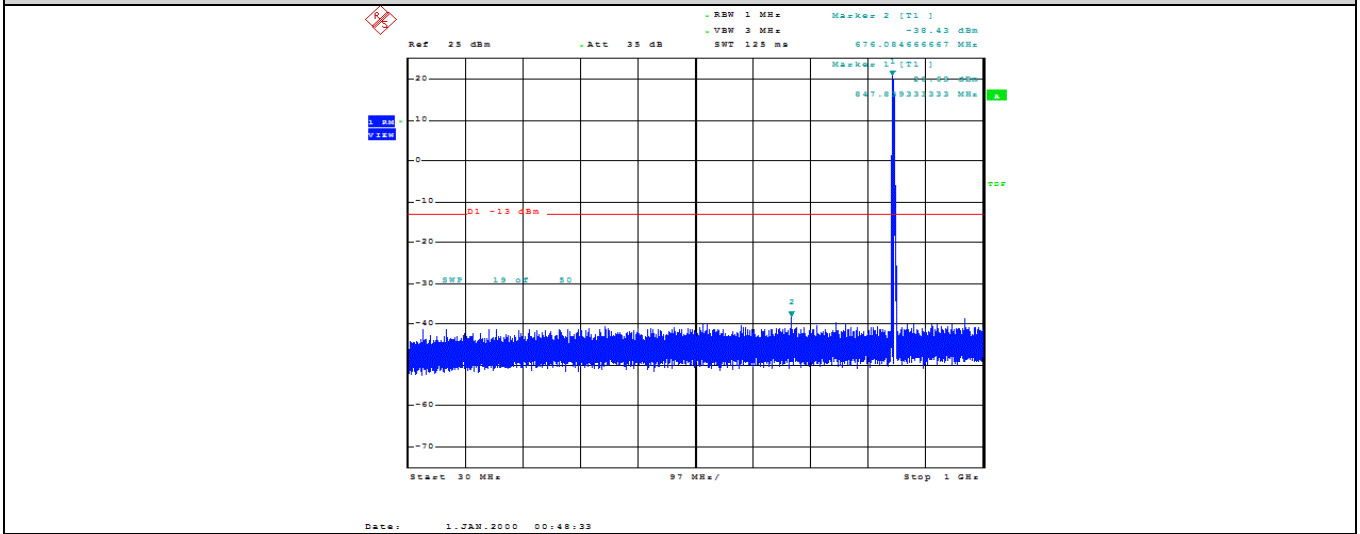
EGPRS850-128-3000~10000MHz



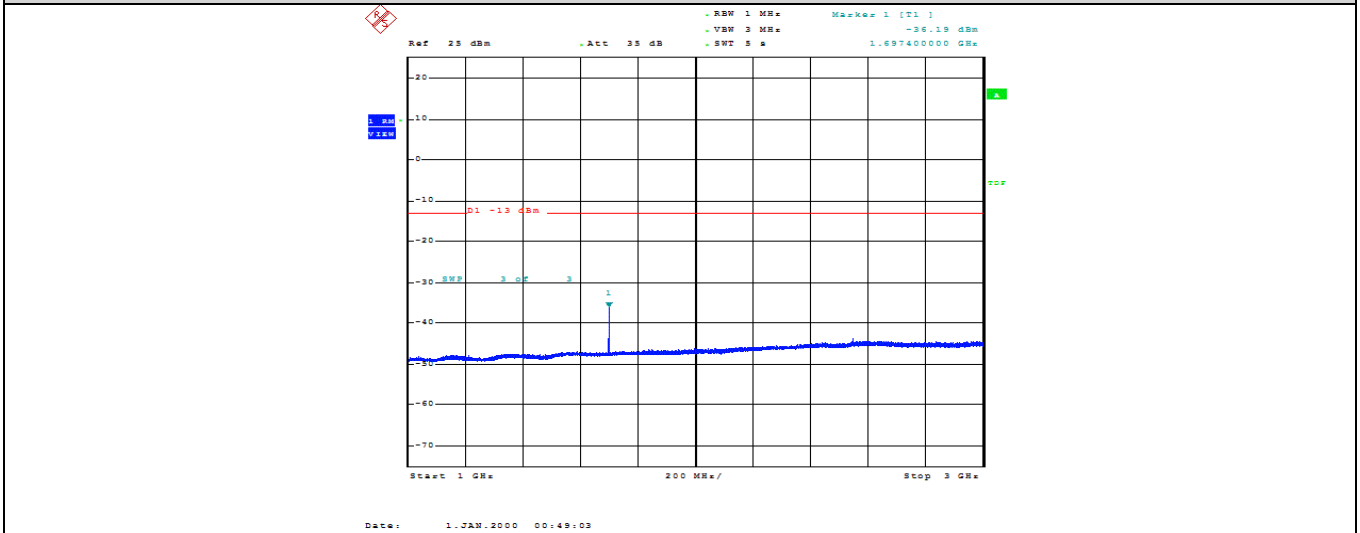
EGPRS850-190-0.009~0.15MHz



EGPRS850-190-0.15~30MHz

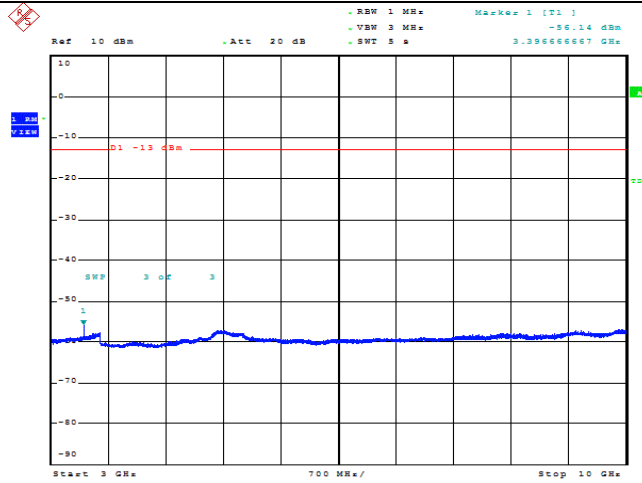


EGPRS850-190-30~1000MHz



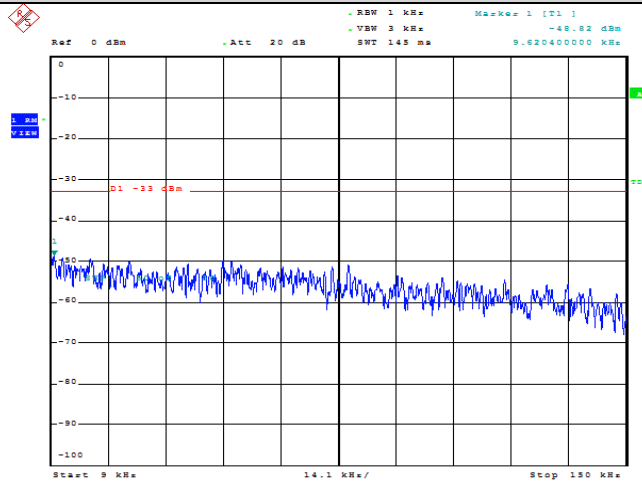
EGPRS850-190-1000~3000MHz





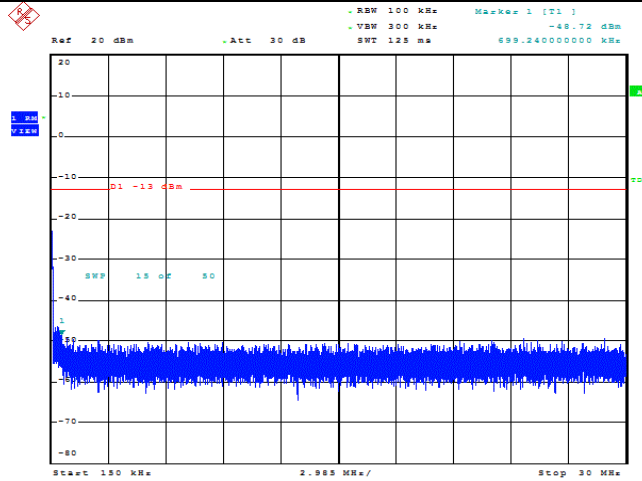
Date: 1.JAN.2000 00:49:35

EGPRS850-190-3000~10000MHz



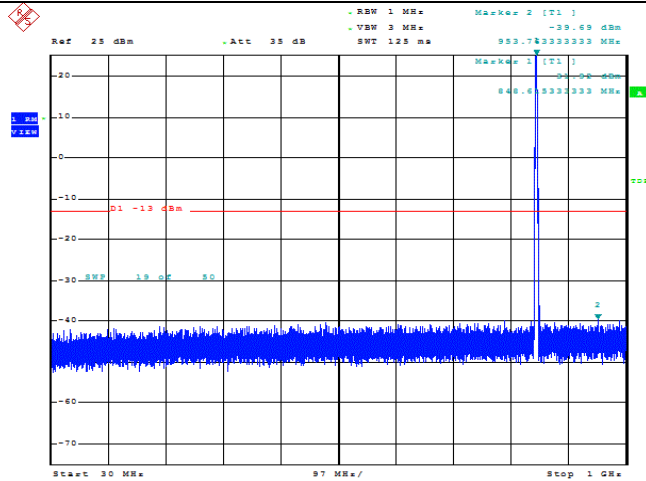
Date: 1.JAN.2000 00:49:56

EGPRS850-251-0.009~0.15MHz



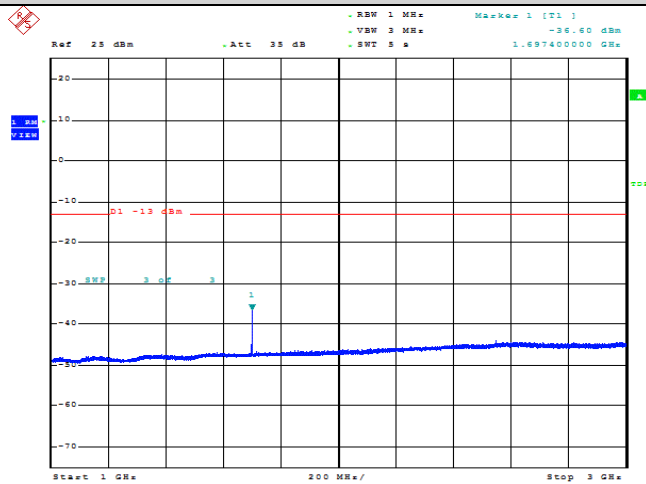
Date: 1.JAN.2000 00:50:10

EGPRS850-251-0.15~30MHz



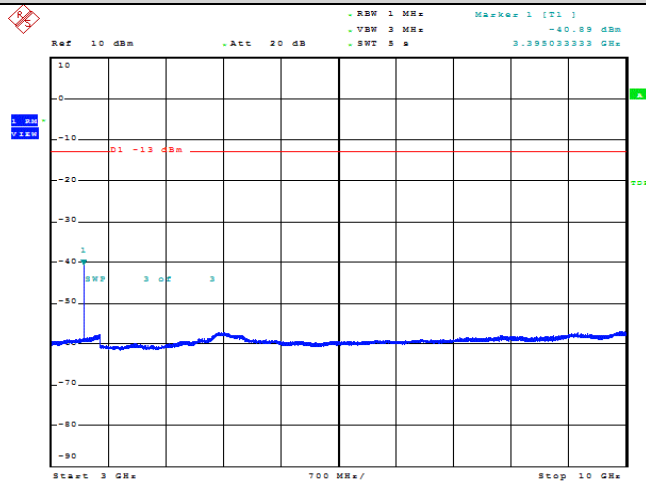
Date: 1.JAN.2000 00:50:33

EGPRS850-251-30~1000MHz



Date: 1.JAN.2000 00:51:03

EGPRS850-251-1000~3000MHz



Date: 1.JAN.2000 00:51:33

EGPRS850-251-3000~10000MHz

CTC Laboratories, Inc.

1-2/F., Building 2, Jiaquan Building, Guanlan High-Tech Park, Shenzhen, Guangdong, China

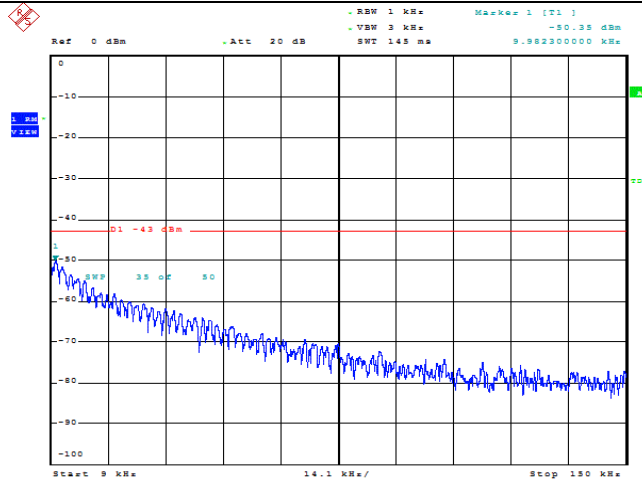
Tel.: (86)755-27521059

Fax: (86)755-27521011

Http://www.sz-ctc.org.cn

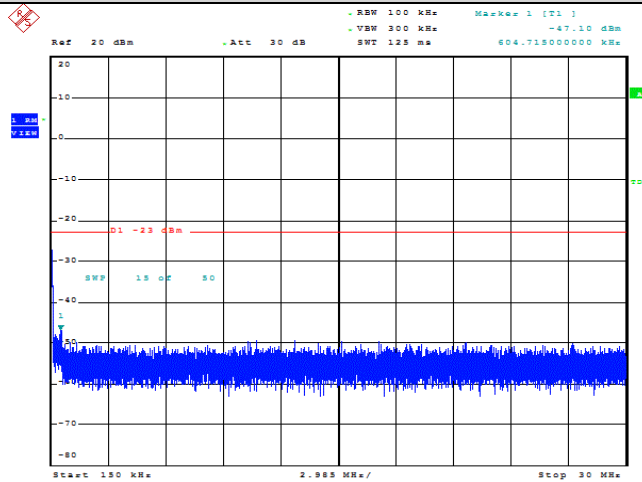


For anti-fake verification, please visit the official website of Certification and Accreditation Administration of the People's Republic of China : [yz.cnca.cn](http://yz.cnca.cn)



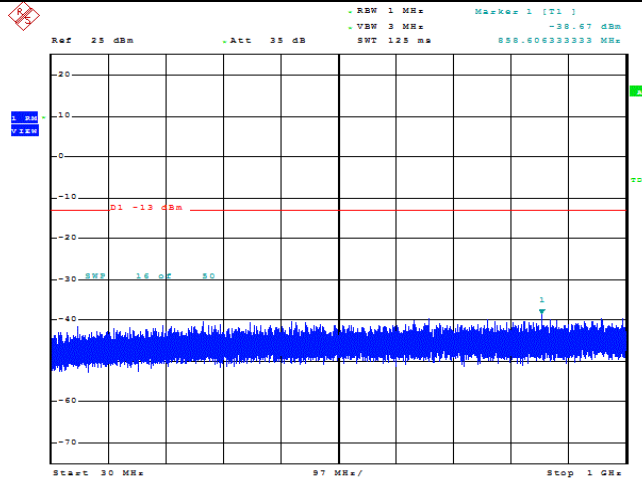
Date: 31.DEC.1999 23:22:47

GPRS1900-512-0.009~0.15MHz



Date: 31.DEC.1999 23:23:06

GPRS1900-512-0.15~30MHz



Date: 31.DEC.1999 23:23:26

GPRS1900-512-30~1000MHz

CTC Laboratories, Inc.

1-2/F., Building 2, Jiaquan Building, Guanlan High-Tech Park, Shenzhen, Guangdong, China

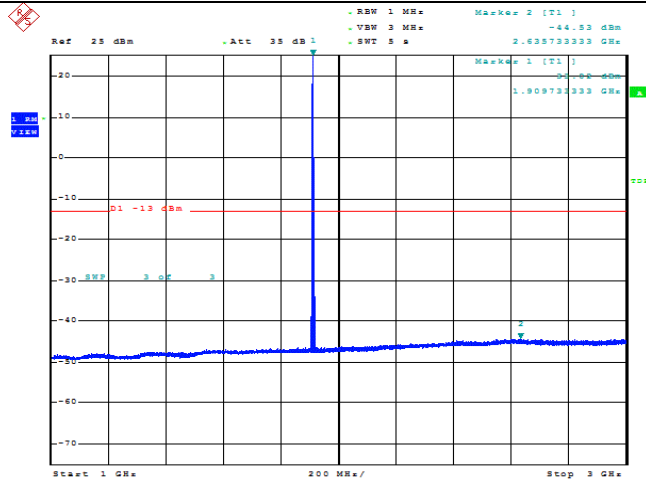
Tel.: (86)755-27521059

Fax: (86)755-27521011

Http://www.sz-ctc.org.cn

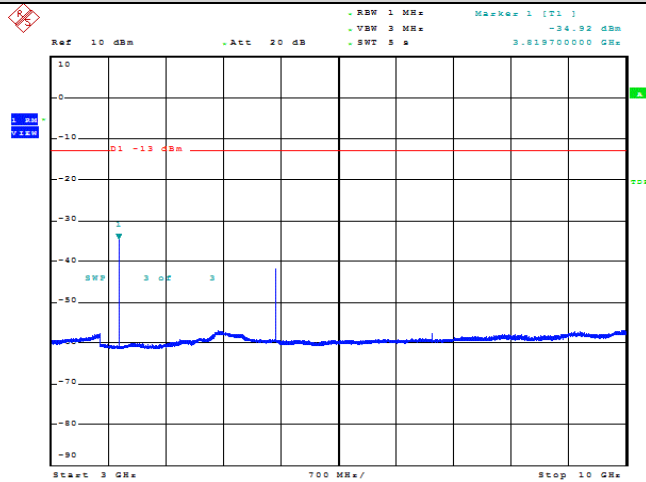


For anti-fake verification, please visit the official website of Certification and Accreditation Administration of the People's Republic of China : [yz.cnca.cn](http://yz.cnca.cn)



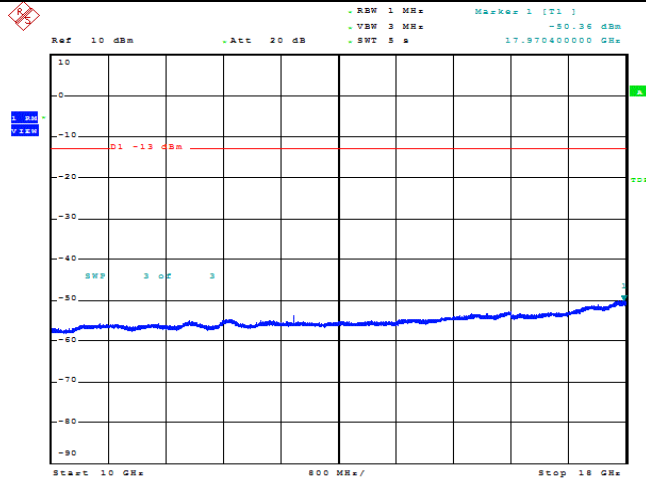
Date: 31.DEC.1999 23:23:59

GPRS1900-512-1000~3000MHz



Date: 31.DEC.1999 23:24:29

GPRS1900-512-3000~10000MHz



Date: 31.DEC.1999 23:24:59

GPRS1900-512-10000~18000MHz

CTC Laboratories, Inc.

1-2/F., Building 2, Jiaquan Building, Guanlan High-Tech Park, Shenzhen, Guangdong, China

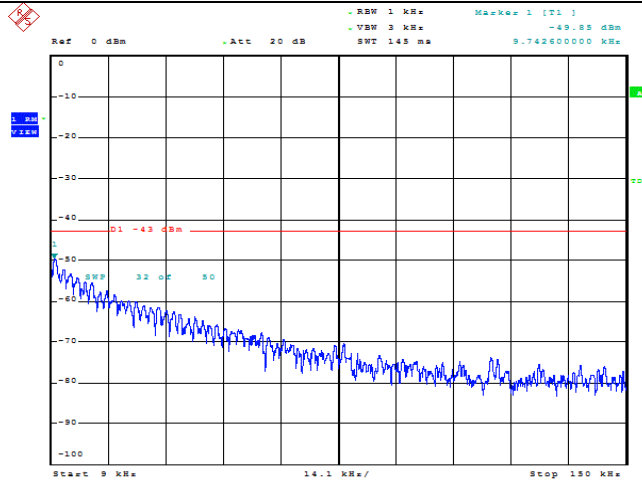
Tel.: (86)755-27521059

Fax: (86)755-27521011

Http://www.sz-ctc.org.cn

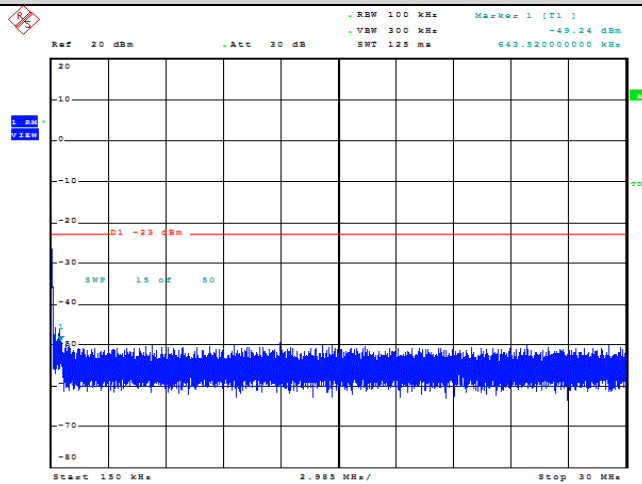


For anti-fake verification, please visit the official website of Certification and Accreditation Administration of the People's Republic of China : [yz.cnca.cn](http://yz.cnca.cn)



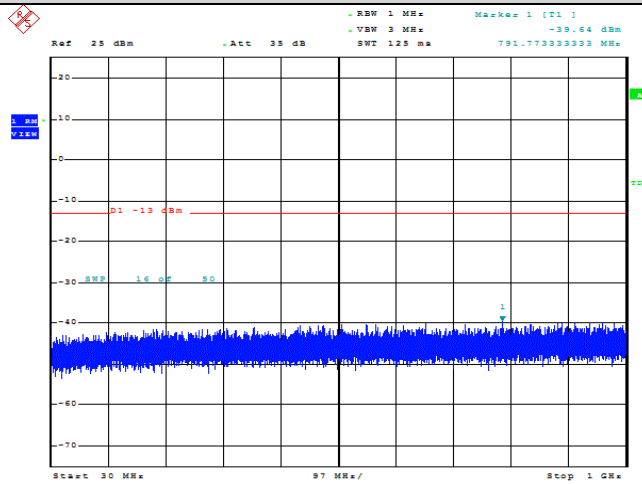
Date: 31.DEC.1999 23:25:20

GPRS1900-661-0.009~0.15MHz



Date: 31.DEC.1999 23:25:39

GPRS1900-661-0.15~30MHz



Date: 31.DEC.1999 23:25:59

GPRS1900-661-30~1000MHz

CTC Laboratories, Inc.

1-2/F., Building 2, Jiaquan Building, Guanlan High-Tech Park, Shenzhen, Guangdong, China

Tel.: (86)755-27521059

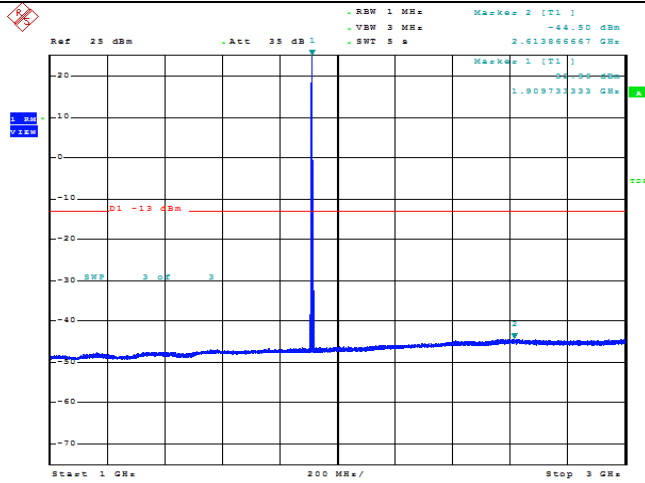
Fax: (86)755-27521011

Http://www.sz-ctc.org.cn



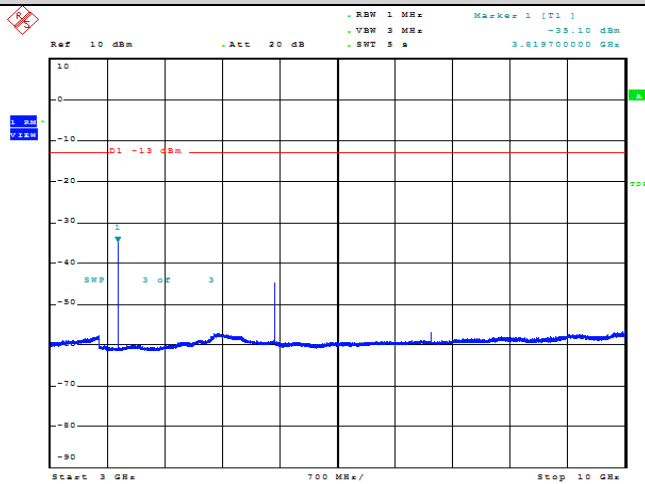
For anti-fake verification, please visit the official website of Certification and Accreditation Administration of the People's Republic of China : [yz.cnca.cn](http://yz.cnca.cn)





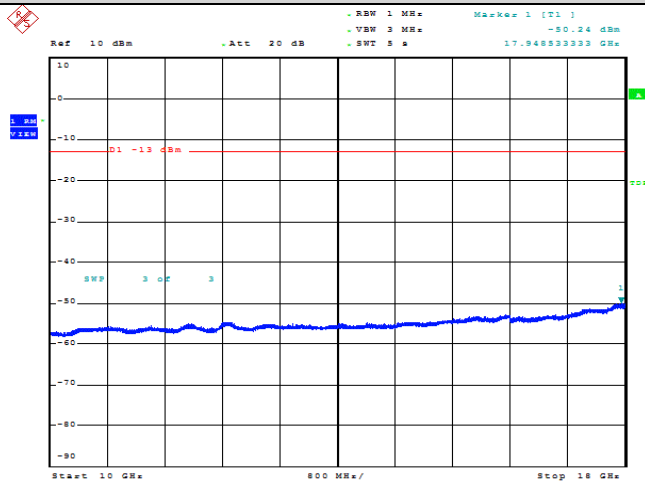
Date: 31.DEC.1999 23:26:32

GPRS1900-661-1000~3000MHz



Date: 31.DEC.1999 23:27:02

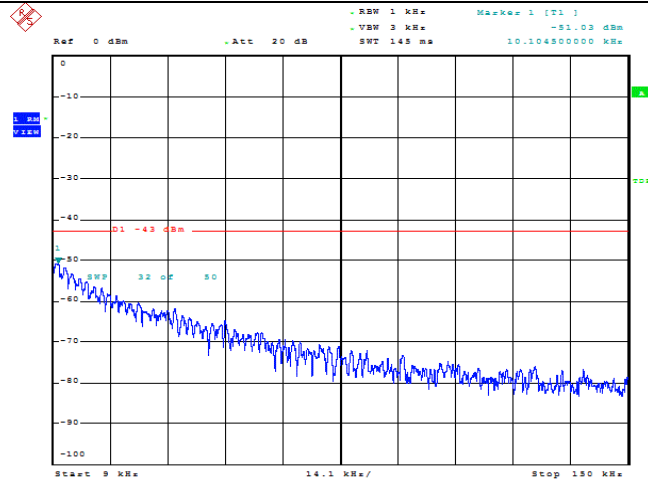
GPRS1900-661-3000~10000MHz



Date: 31.DEC.1999 23:27:32

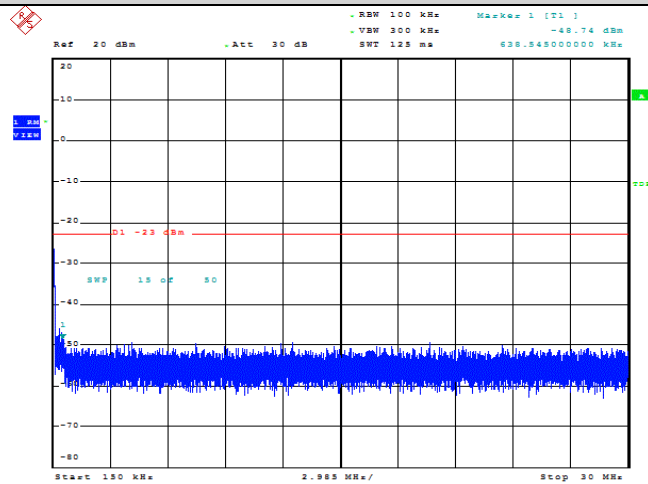
GPRS1900-661-10000~18000MHz





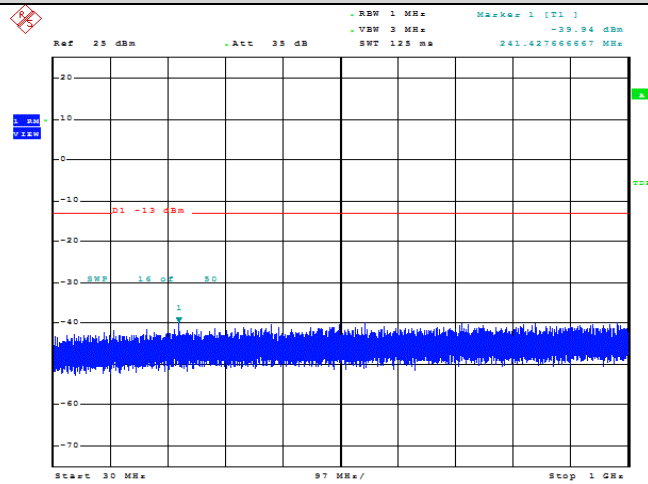
Date: 31.DEC.1999 23:27:53

GPRS1900-810-0.009~0.15MHz



Date: 31.DEC.1999 23:28:12

GPRS1900-810-0.15~30MHz



Date: 31.DEC.1999 23:28:32

GPRS1900-810-30~1000MHz

CTC Laboratories, Inc.

1-2/F., Building 2, Jiaquan Building, Guanlan High-Tech Park, Shenzhen, Guangdong, China

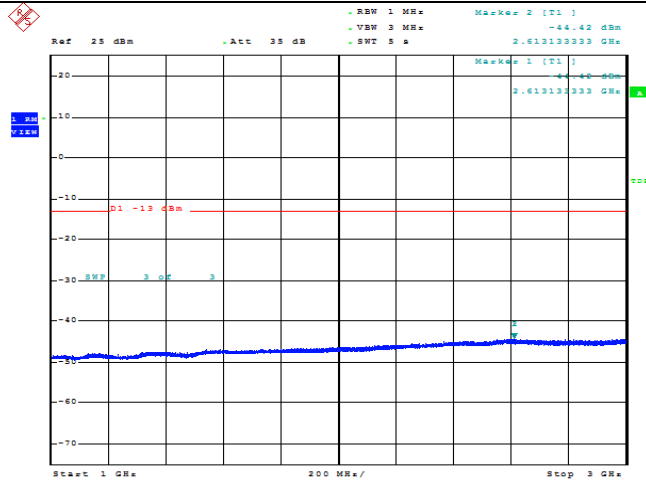
Tel.: (86)755-27521059

Fax: (86)755-27521011

Http://www.sz-ctc.org.cn

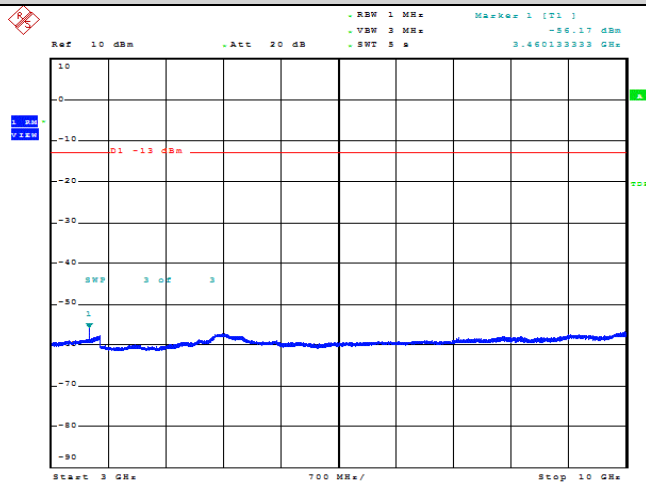


For anti-fake verification, please visit the official website of Certification and Accreditation Administration of the People's Republic of China : [yz.cnca.cn](http://yz.cnca.cn)



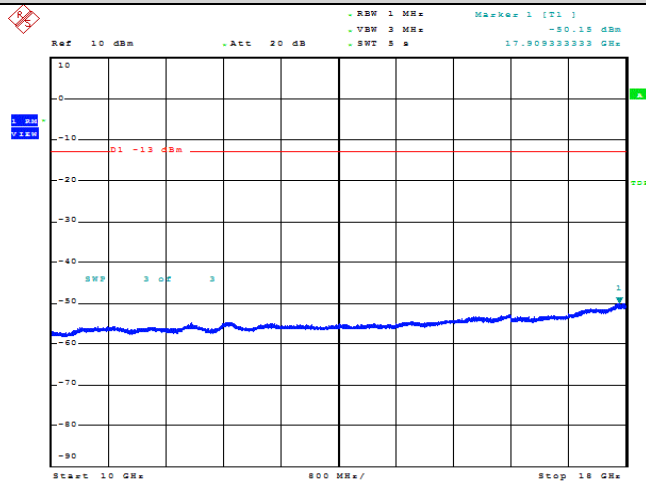
Date: 31.DEC.1999 23:29:05

GPRS1900-810-1000~3000MHz



Date: 31.DEC.1999 23:29:35

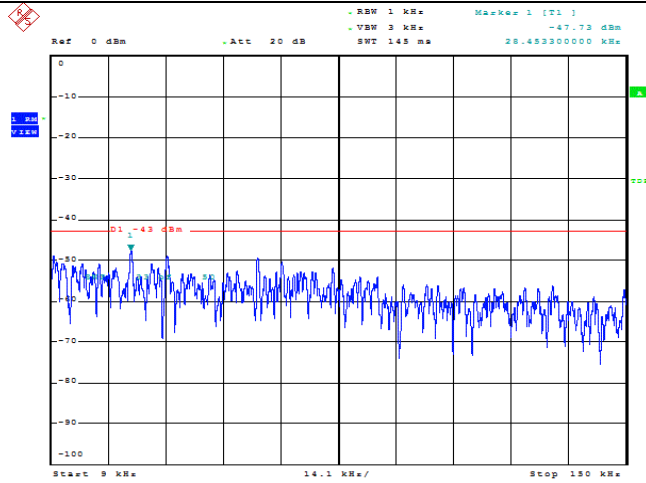
GPRS1900-810-3000~10000MHz



Date: 31.DEC.1999 23:30:05

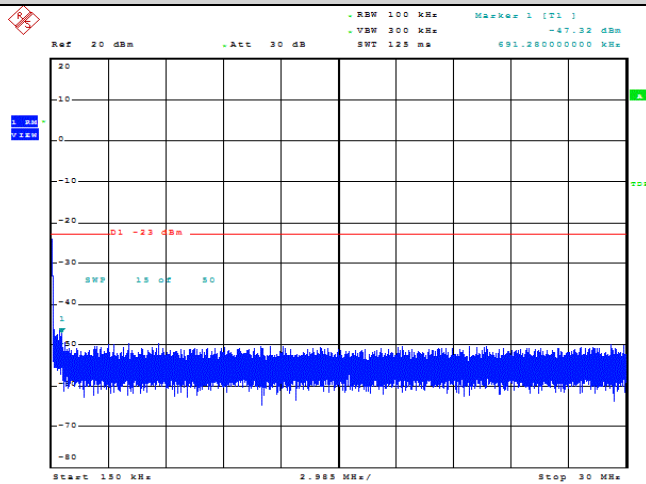
GPRS1900-810-10000~18000MHz





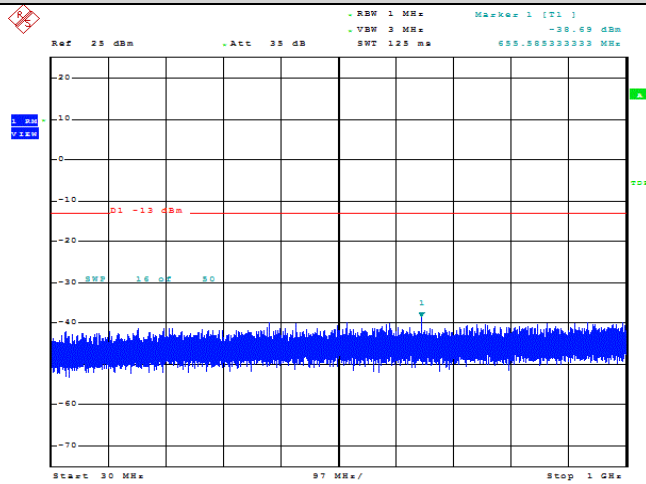
Date: 31.DEC.1999 23:46:52

EGPRS1900-512-0.009~0.15MHz



Date: 31.DEC.1999 23:47:12

EGPRS1900-512-0.15~30MHz



Date: 31.DEC.1999 23:47:32

EGPRS1900-512-30~1000MHz

CTC Laboratories, Inc.

1-2/F., Building 2, Jiaquan Building, Guanlan High-Tech Park, Shenzhen, Guangdong, China

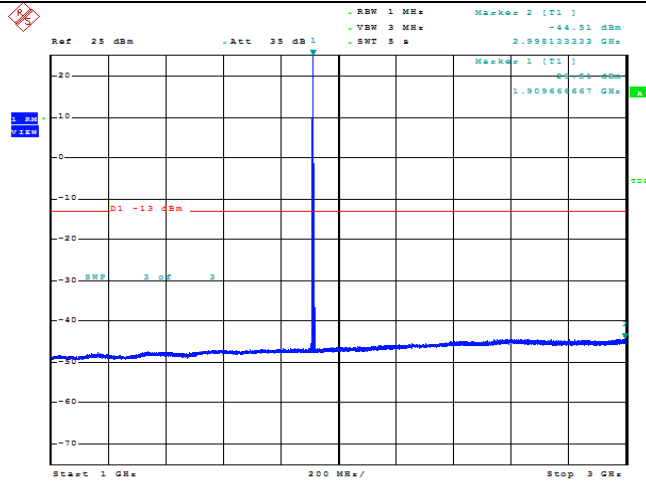
Tel.: (86)755-27521059

Fax: (86)755-27521011

Http://www.sz-ctc.org.cn

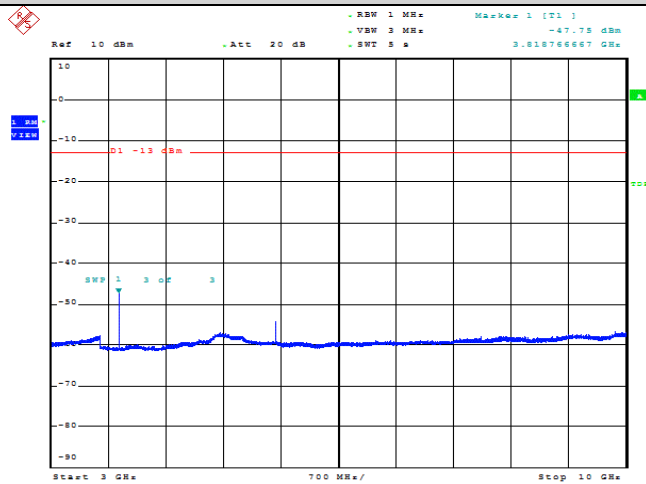


For anti-fake verification, please visit the official website of Certification and Accreditation Administration of the People's Republic of China : [yz.cnca.cn](http://yz.cnca.cn)



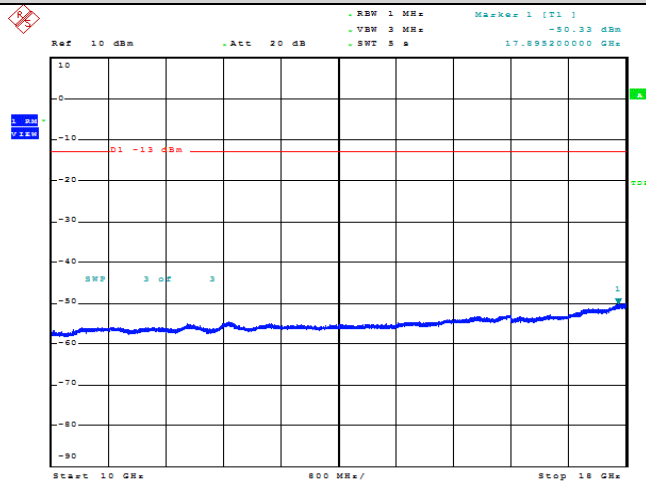
Date: 31.DEC.1999 23:48:04

EGPRS1900-512-1000~3000MHz



Date: 31.DEC.1999 23:48:35

EGPRS1900-512-3000~10000MHz



Date: 31.DEC.1999 23:49:05

EGPRS1900-512-10000~18000MHz

CTC Laboratories, Inc.

1-2/F., Building 2, Jiaquan Building, Guanlan High-Tech Park, Shenzhen, Guangdong, China

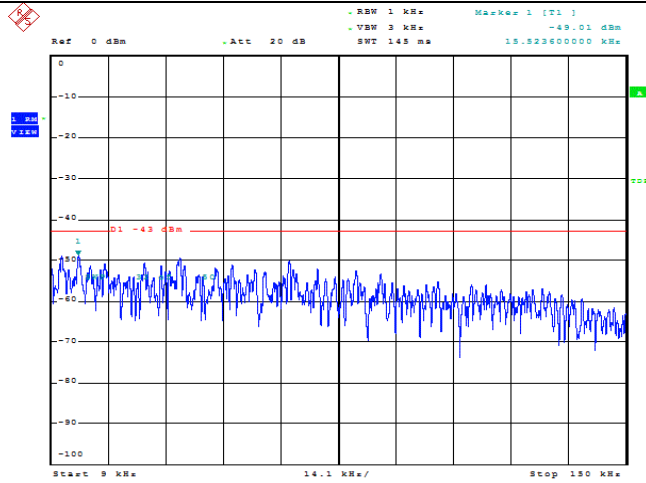
Tel.: (86)755-27521059

Fax: (86)755-27521011

Http://www.sz-ctc.org.cn

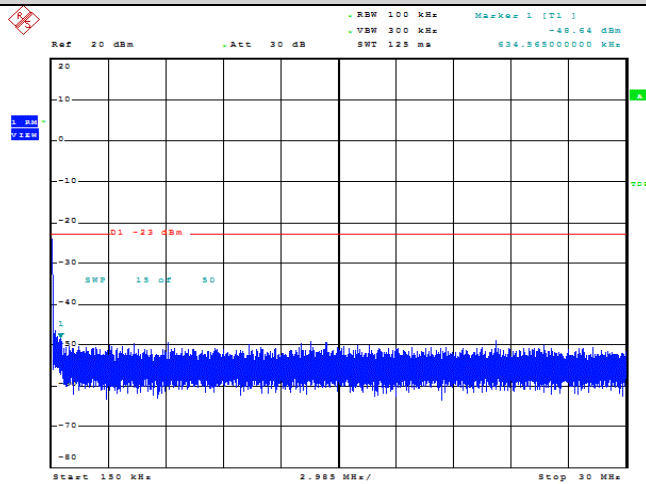


For anti-fake verification, please visit the official website of Certification and Accreditation Administration of the People's Republic of China : [yz.cnca.cn](http://yz.cnca.cn)



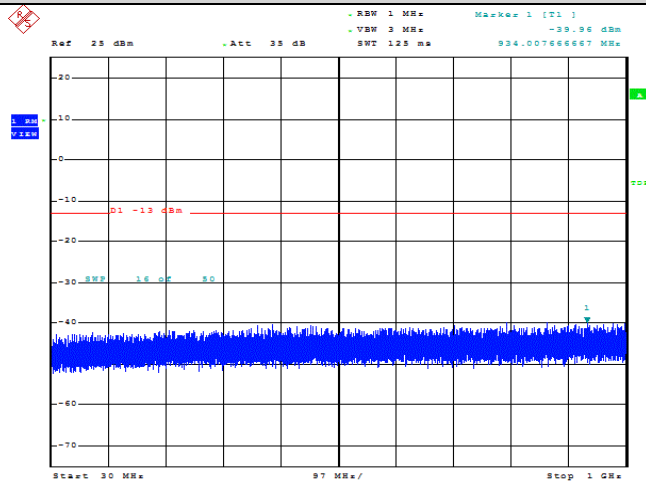
Date: 31.DEC.1999 23:49:26

EGPRS1900-661-0.009~0.15MHz



Date: 31.DEC.1999 23:49:46

EGPRS1900-661-0.15~30MHz



Date: 31.DEC.1999 23:50:06

EGPRS1900-661-30~1000MHz

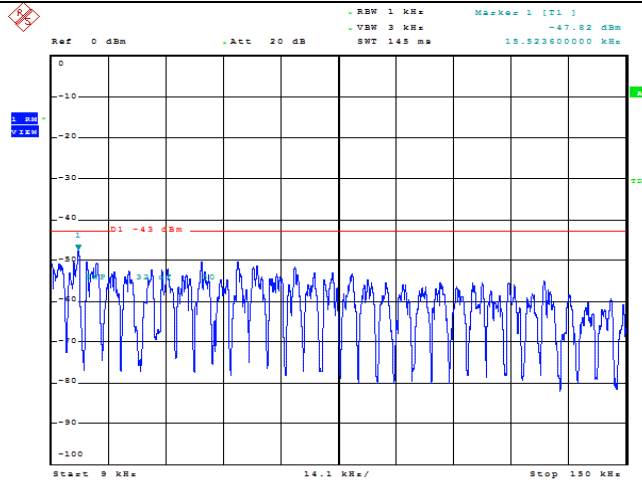
CTC Laboratories, Inc.

1-2/F., Building 2, Jiaquan Building, Guanlan High-Tech Park, Shenzhen, Guangdong, China  
Tel.: (86)755-27521059    Fax: (86)755-27521011    Http://www.sz-ctc.org.cn



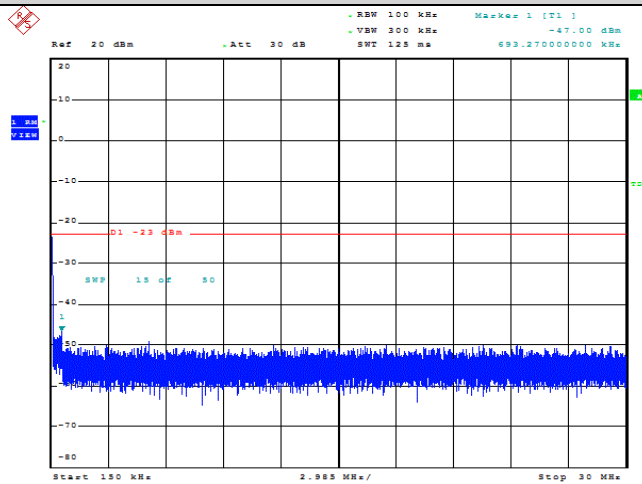
For anti-fake verification, please visit the official website of Certification and Accreditation Administration of the People's Republic of China : [yz.cnca.cn](http://yz.cnca.cn)





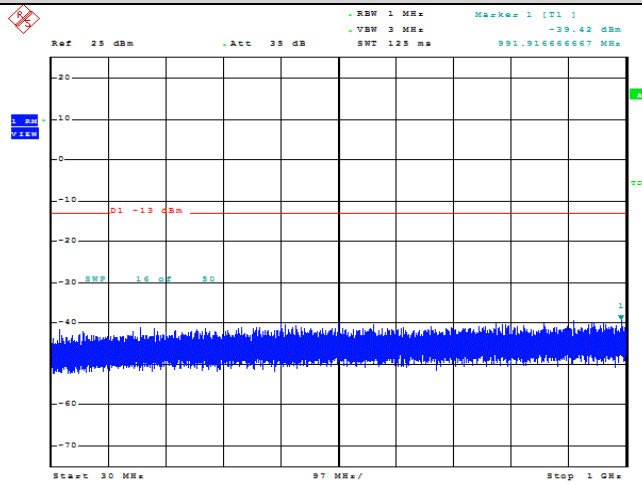
Date: 31.DEC.1999 23:52:01

EGPRS1900-810-0.009~0.15MHz



Date: 31.DEC.1999 23:52:21

EGPRS1900-810-0.15~30MHz



Date: 31.DEC.1999 23:52:41

EGPRS1900-810-30~1000MHz

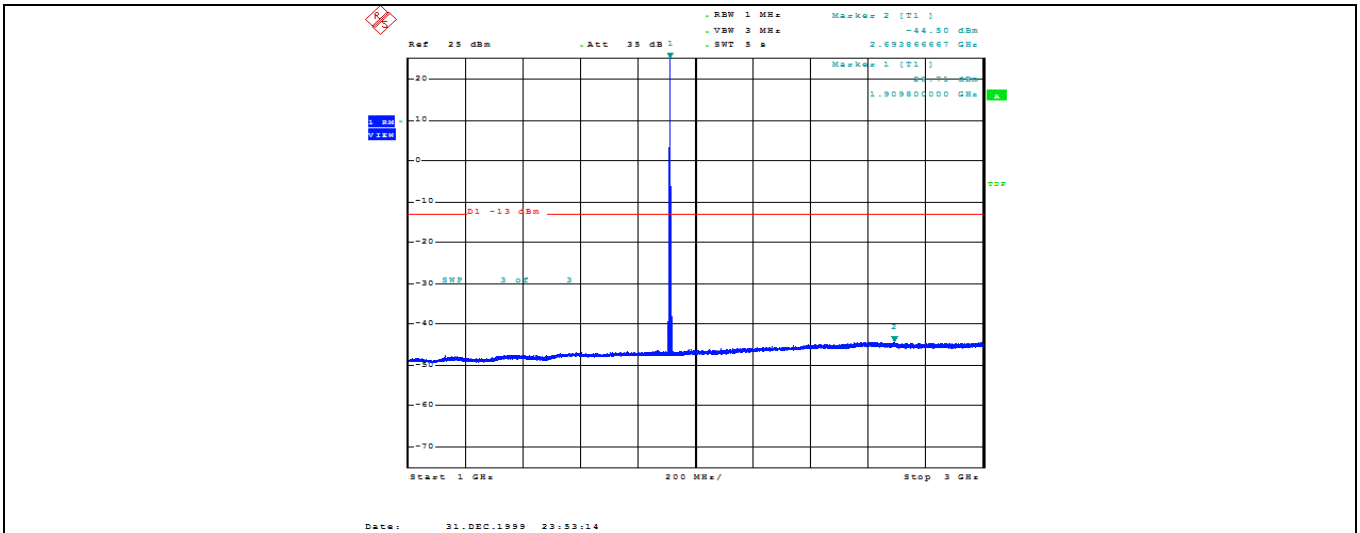
CTC Laboratories, Inc.

1-2/F., Building 2, Jiaquan Building, Guanlan High-Tech Park, Shenzhen, Guangdong, China  
 Tel.: (86)755-27521059      Fax: (86)755-27521011      Http://www.sz-ctc.org.cn

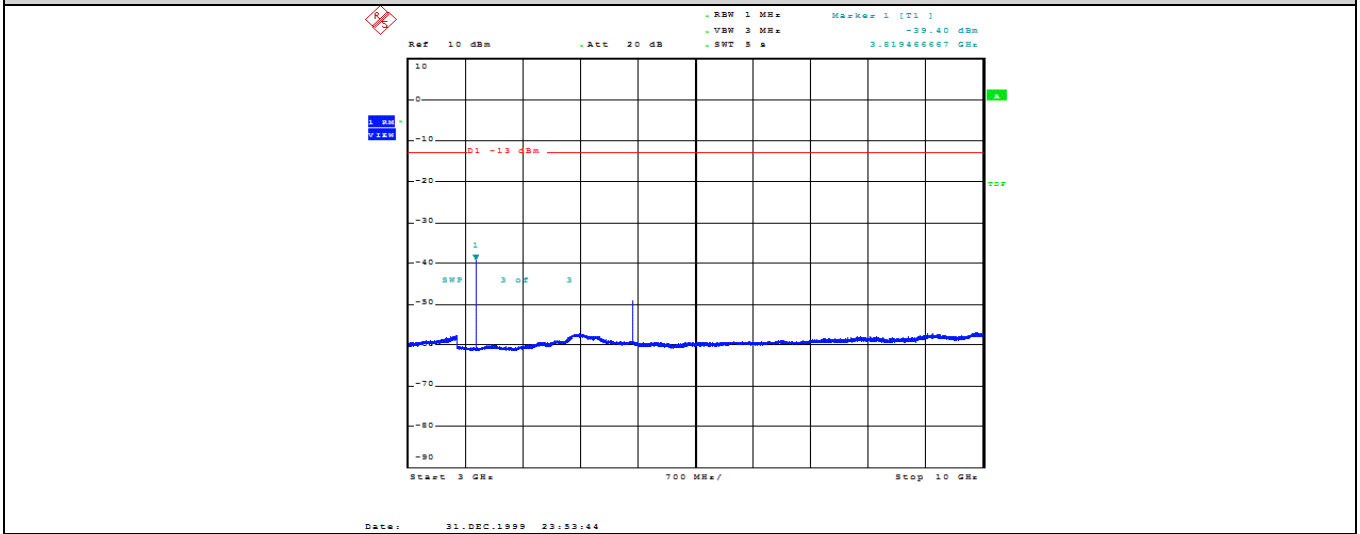


For anti-fake verification, please visit the official website of Certification and Accreditation Administration of the People's Republic of China : [yz.cnca.cn](http://yz.cnca.cn)

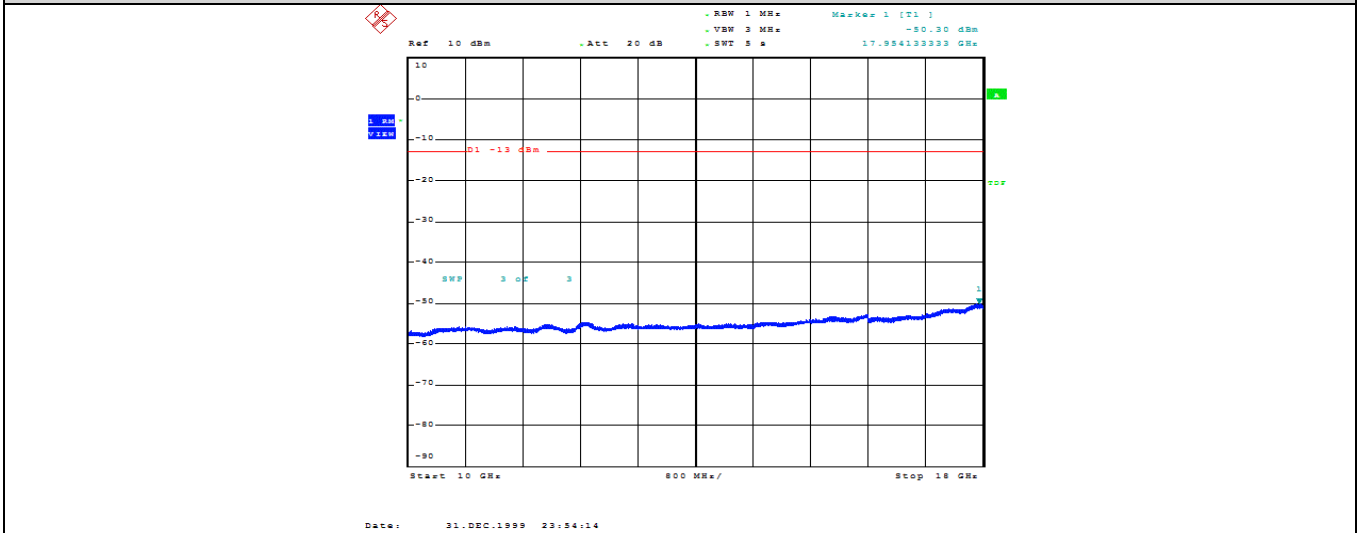




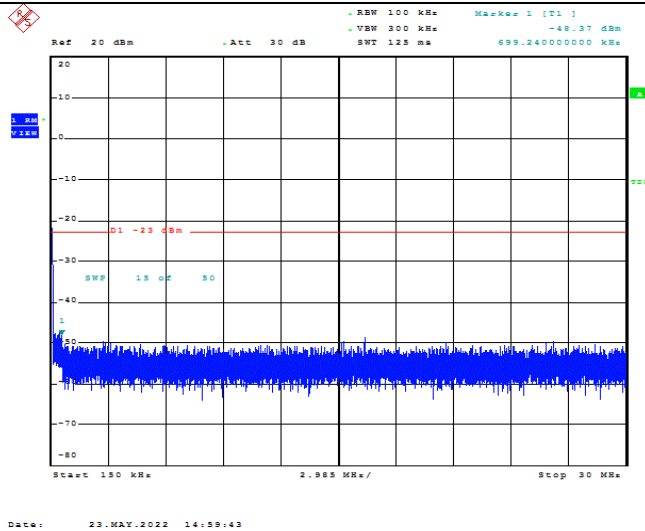
EGPRS1900-810-1000~3000MHz



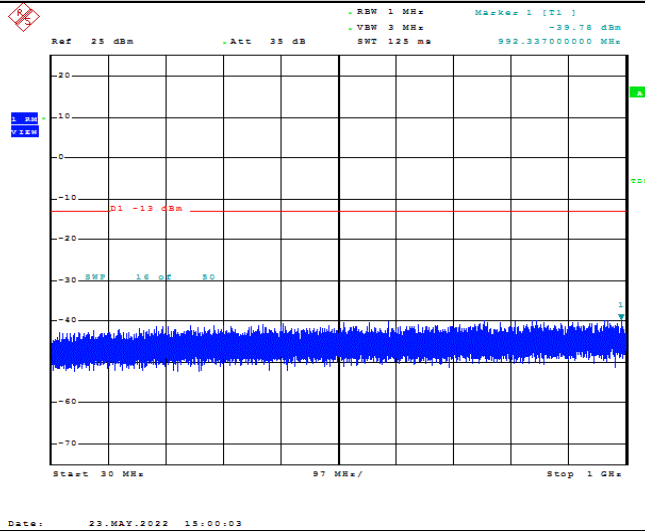
EGPRS1900-810-3000~10000MHz



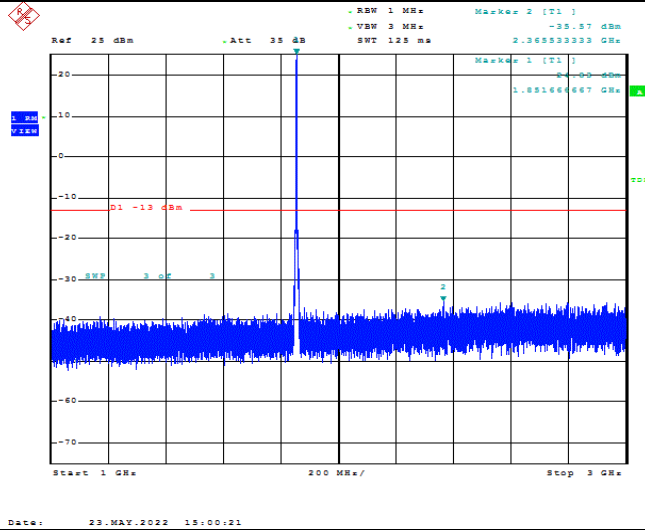
EGPRS1900-810-10000~18000MHz



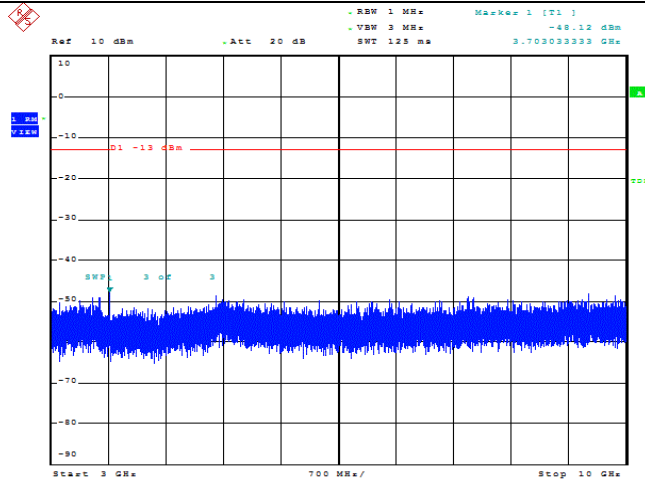
Band2-9262-0.15~30MHz



Band2-9262-30~1000MHz

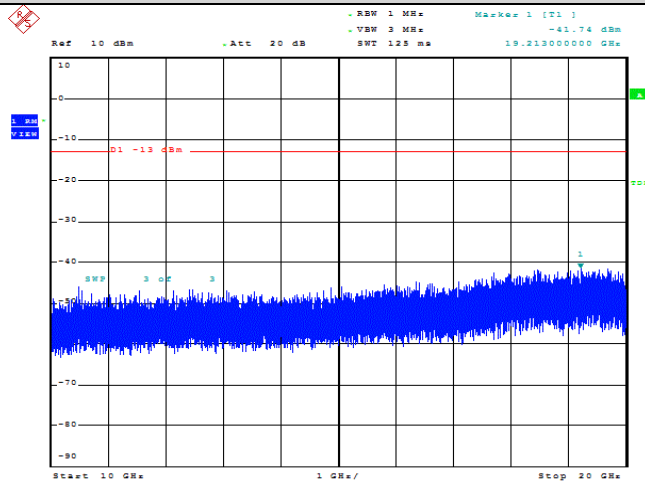


Band2-9262-1000~3000MHz



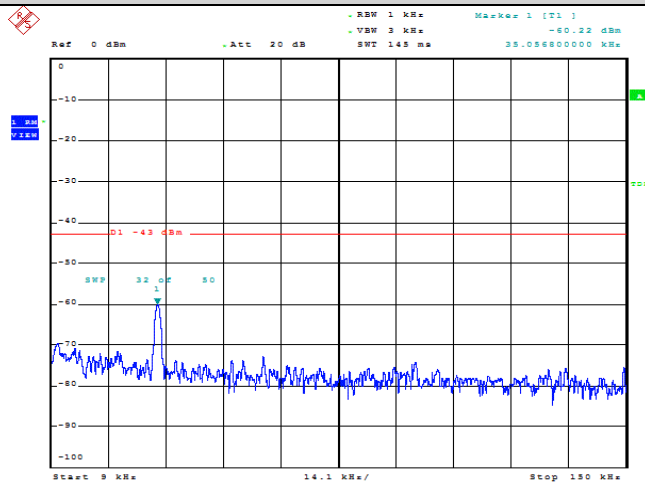
Date: 23.MAY.2022 15:00:28

Band2-9262-3000~10000MHz



Date: 23.MAY.2022 15:00:32

Band2-9262-10000~20000MHz



Date: 23.MAY.2022 14:59:23

Band2-9262-0.009~0.15MHz

CTC Laboratories, Inc.

1-2/F., Building 2, Jiaquan Building, Guanlan High-Tech Park, Shenzhen, Guangdong, China

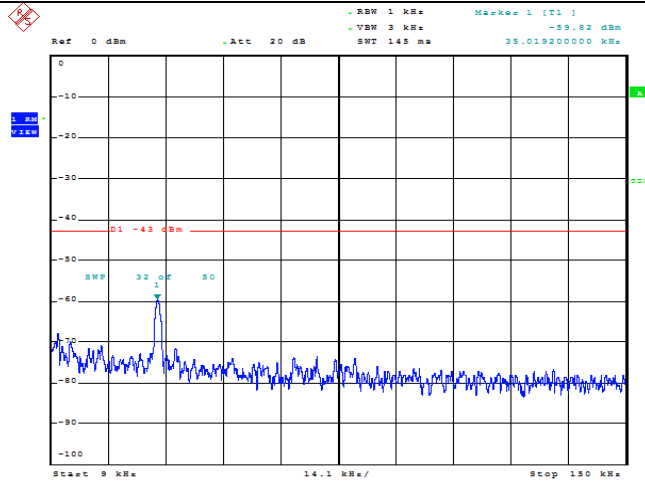
Tel.: (86)755-27521059

Fax: (86)755-27521011

Http://www.sz-ctc.org.cn

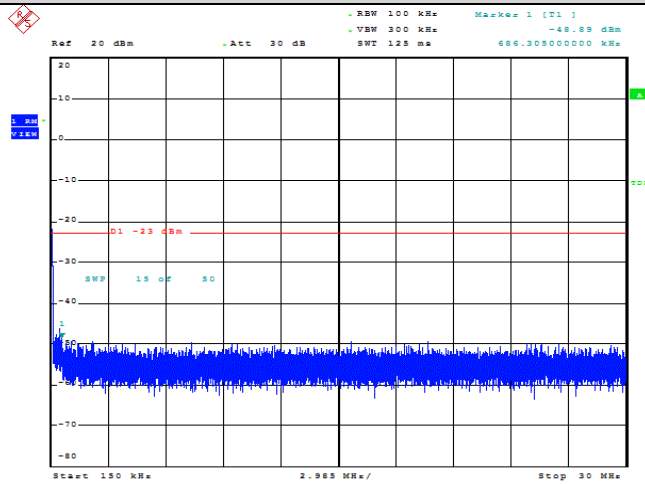


For anti-fake verification, please visit the official website of Certification and Accreditation Administration of the People's Republic of China : [yz.cnca.cn](http://yz.cnca.cn)



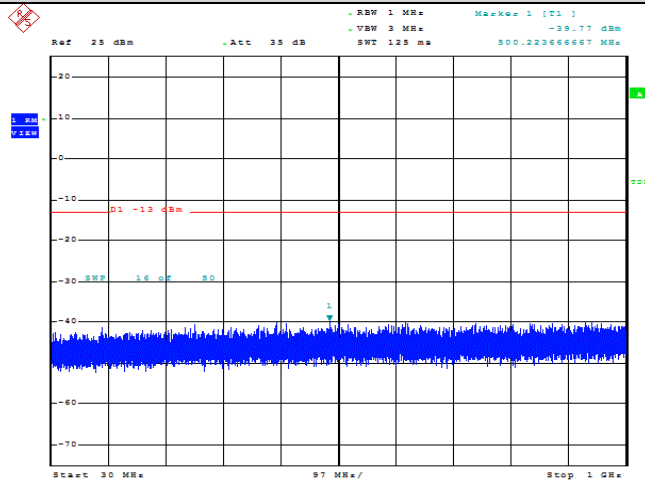
Date: 23.MAY.2022 15:01:36

Band2-9400-0.009~0.15MHz



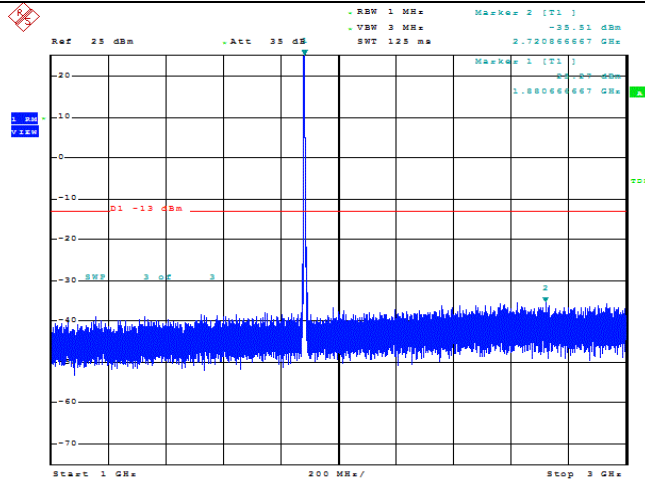
Date: 23.MAY.2022 15:01:36

Band2-9400-0.15~30MHz



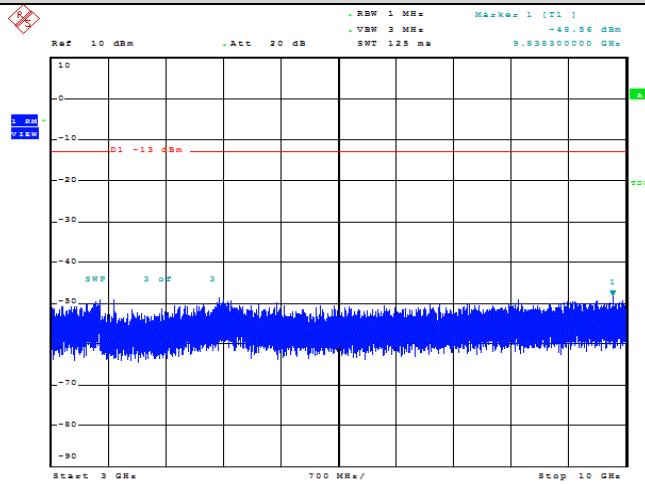
Date: 23.MAY.2022 15:01:56

Band2-9400-30~1000MHz



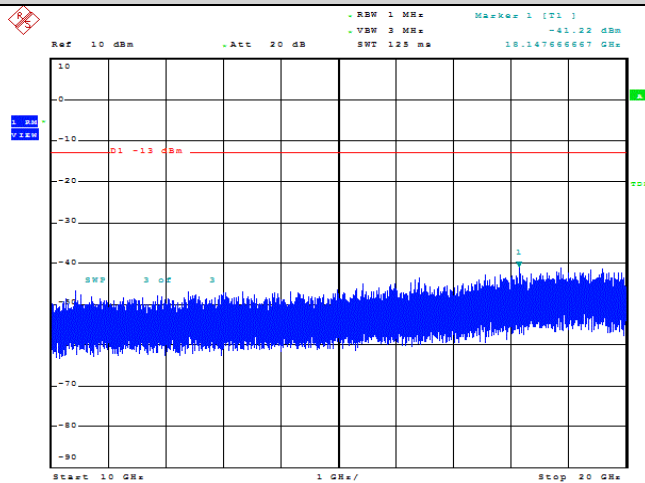
Date: 23.MAY.2022 15:02:14

Band2-9400-1000~3000MHz



Date: 23.MAY.2022 15:02:31

Band2-9400-3000~10000MHz



Date: 23.MAY.2022 15:02:45

Band2-9400-10000~20000MHz

CTC Laboratories, Inc.

1-2/F., Building 2, Jiaquan Building, Guanlan High-Tech Park, Shenzhen, Guangdong, China

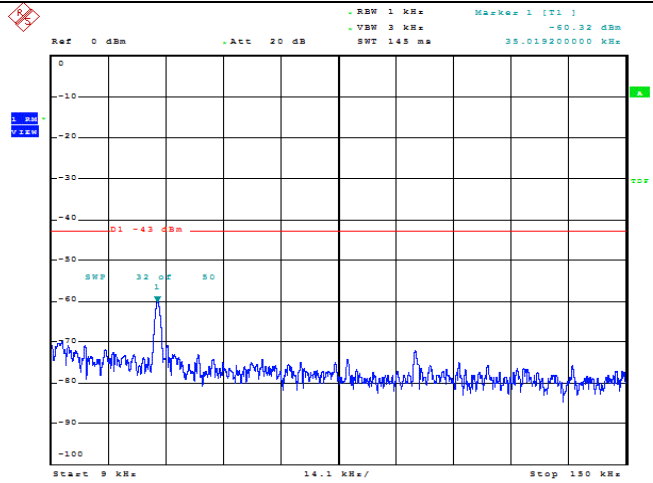
Tel.: (86)755-27521059

Fax: (86)755-27521011

Http://www.sz-ctc.org.cn

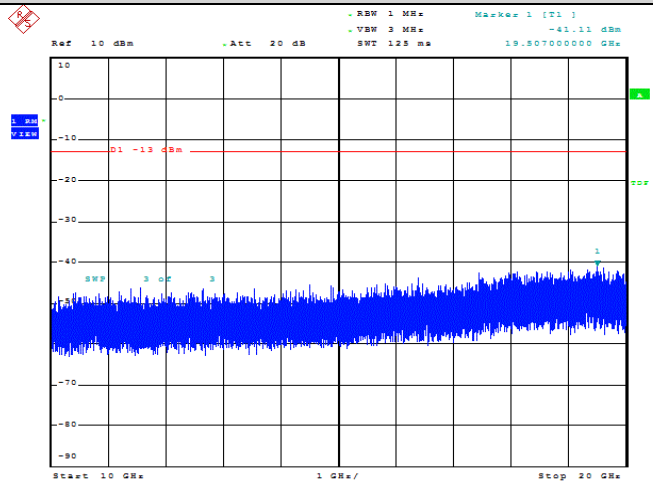


For anti-fake verification, please visit the official website of Certification and Accreditation Administration of the People's Republic of China : [yz.cnca.cn](http://yz.cnca.cn)



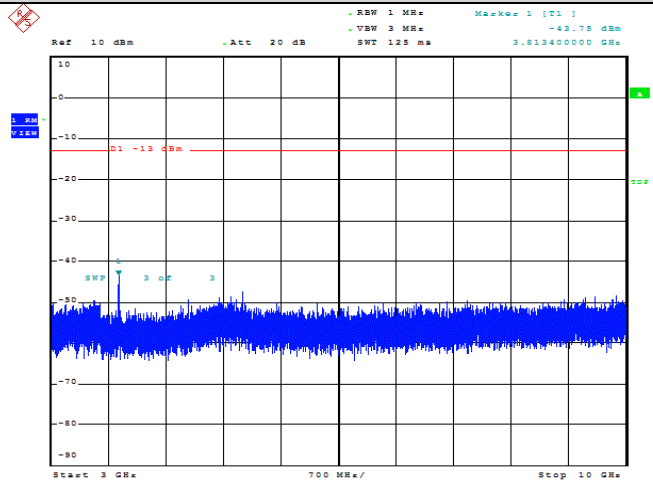
Date: 23.MAY.2022 15:03:09

Band2-9538-0.009~0.15MHz



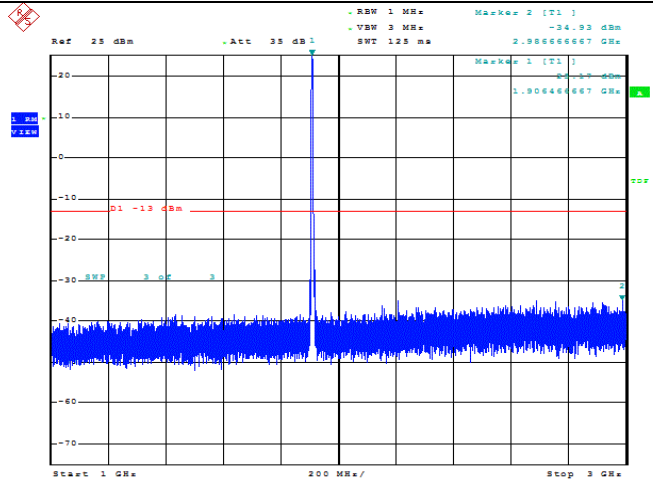
Date: 23.MAY.2022 15:04:38

Band2-9538-10000~20000MHz



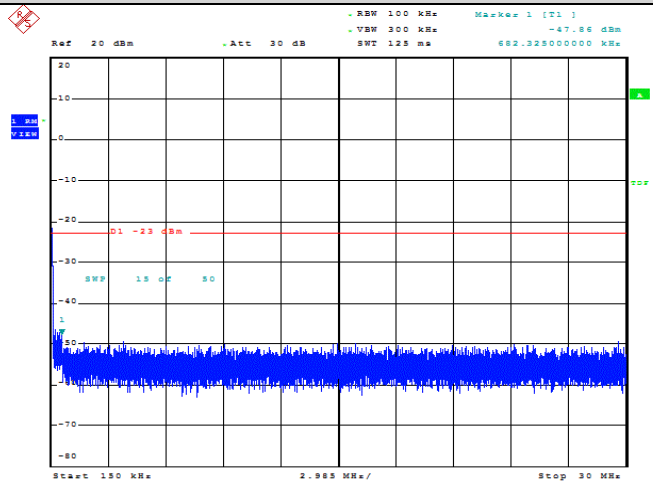
Date: 23.MAY.2022 15:04:24

Band2-9538-3000~10000MHz



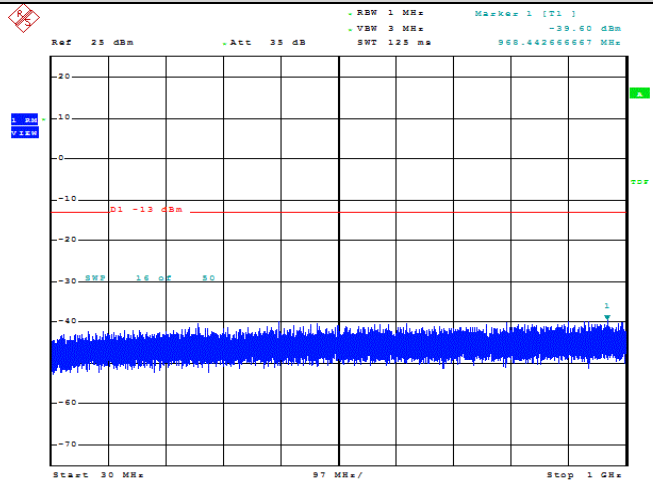
Date: 23.MAY.2022 15:04:08

Band2-9538-1000~3000MHz



Date: 23.MAY.2022 15:03:29

Band2-9538-0.15~30MHz



Date: 23.MAY.2022 15:03:49

Band2-9538-30~1000MHz

CTC Laboratories, Inc.

1-2/F., Building 2, Jiaquan Building, Guanlan High-Tech Park, Shenzhen, Guangdong, China

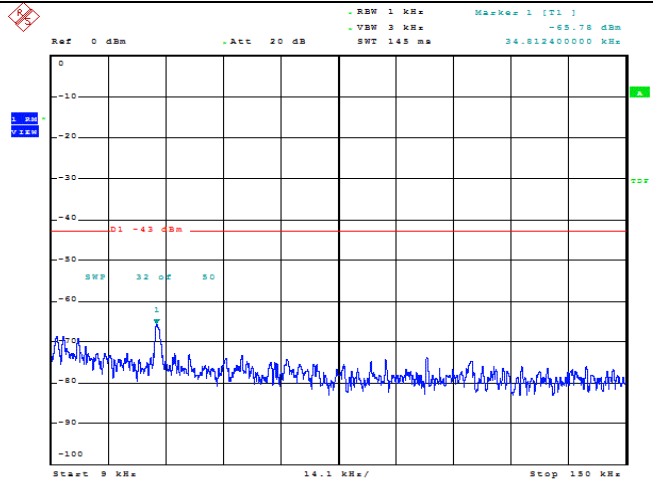
Tel.: (86)755-27521059

Fax: (86)755-27521011

Http://www.sz-ctc.org.cn

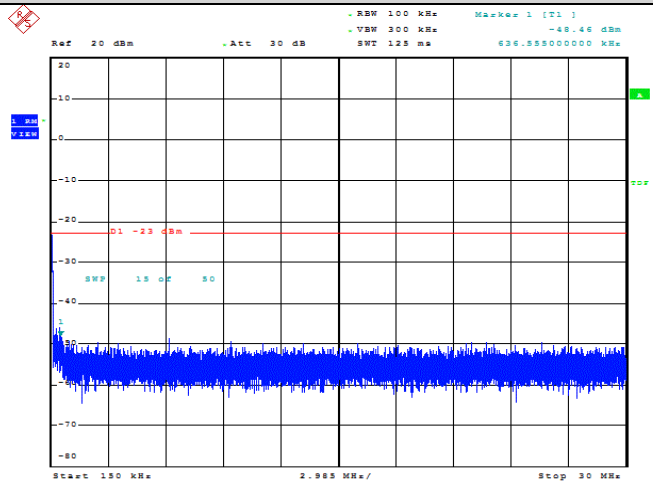


For anti-fake verification, please visit the official website of Certification and Accreditation Administration of the People's Republic of China : [yz.cnca.cn](http://yz.cnca.cn)



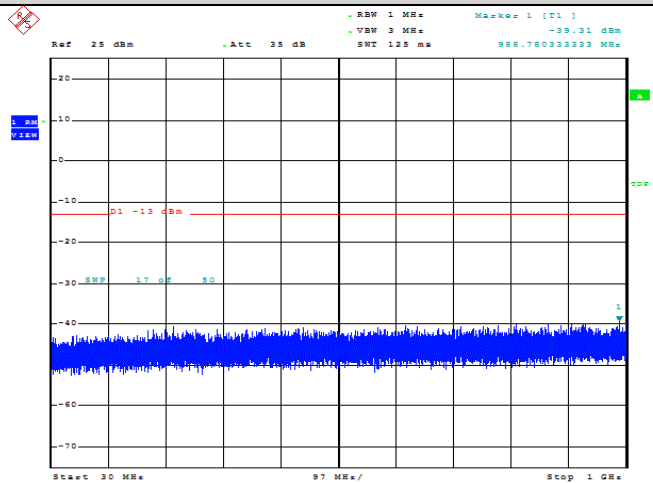
Date: 26.MAY.2022 16:06:22

Band4-1312-0.009~0.15MHz



Date: 26.MAY.2022 16:06:42

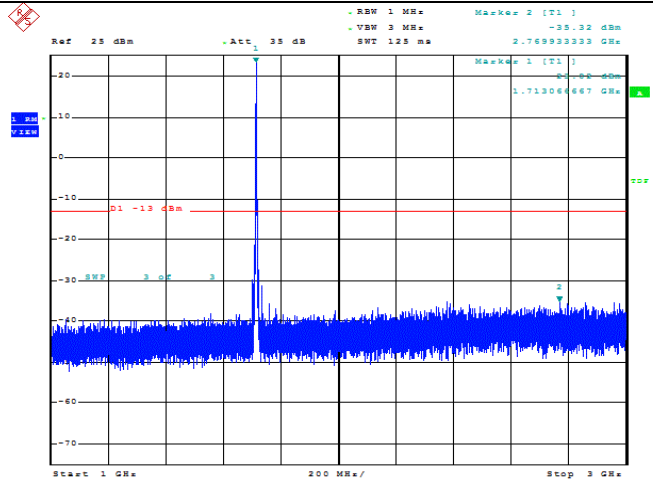
Band4-1312-0.15~30MHz



Date: 26.MAY.2022 16:07:01

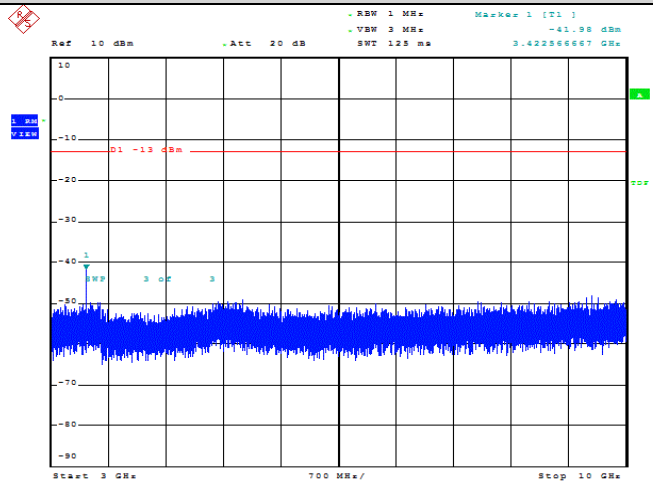
Band4-1312-30~1000MHz





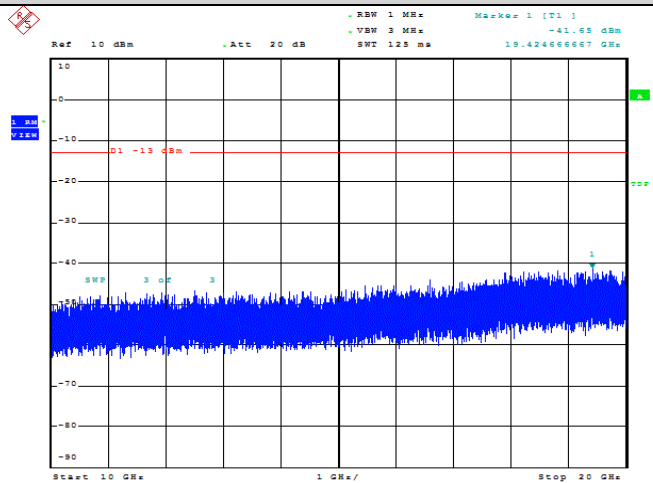
Date: 26.MAY.2022 16:07:20

Band4-1312-1000~3000MHz



Date: 26.MAY.2022 16:07:36

Band4-1312-3000~10000MHz



Date: 26.MAY.2022 16:07:51

Band4-1312-10000~20000MHz

CTC Laboratories, Inc.

1-2/F., Building 2, Jiaquan Building, Guanlan High-Tech Park, Shenzhen, Guangdong, China

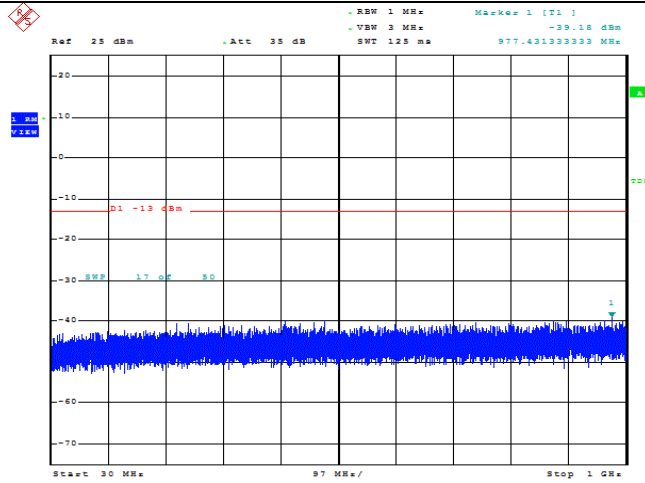
Tel.: (86)755-27521059

Fax: (86)755-27521011

Http://www.sz-ctc.org.cn

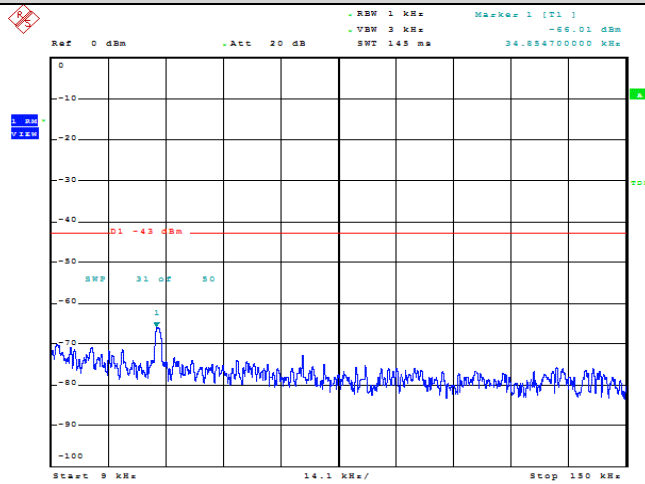


For anti-fake verification, please visit the official website of Certification and Accreditation Administration of the People's Republic of China : [yz.cnca.cn](http://yz.cnca.cn)



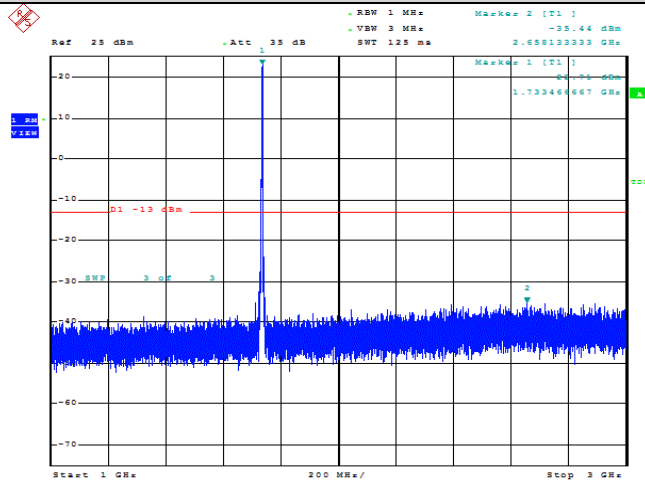
Date: 26.MAY.2022 16:08:54

Band4-1413-30~1000MHz



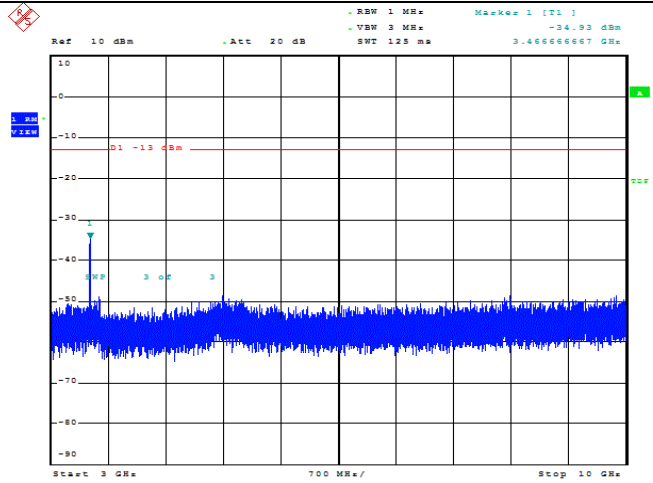
Date: 26.MAY.2022 16:09:15

Band4-1413-0.009~0.15MHz



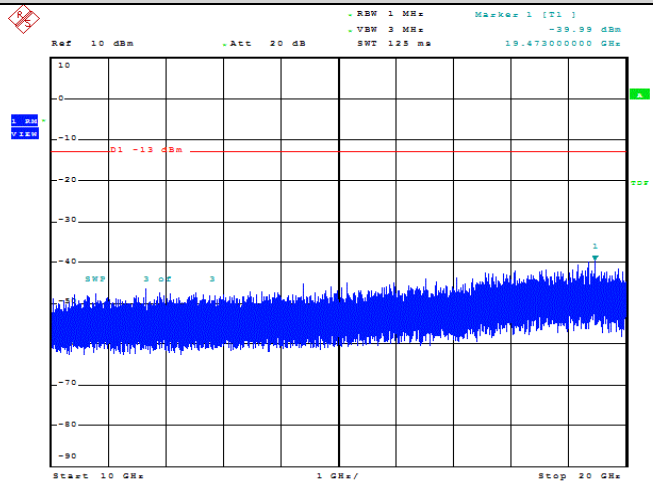
Date: 26.MAY.2022 16:09:12

Band4-1413-1000~3000MHz



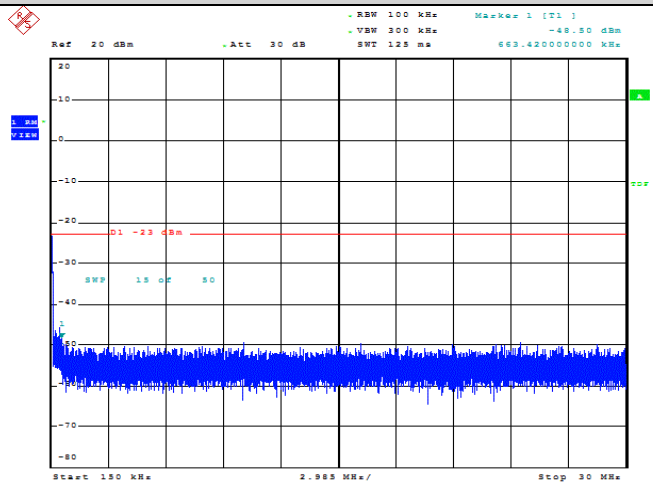
Date: 26.MAY.2022 16:09:29

Band4-1413-3000~10000MHz



Date: 26.MAY.2022 16:09:43

Band4-1413-10000~20000MHz



Date: 26.MAY.2022 16:09:35

Band4-1413-0.15~30MHz

CTC Laboratories, Inc.

1-2/F., Building 2, Jiaquan Building, Guanlan High-Tech Park, Shenzhen, Guangdong, China

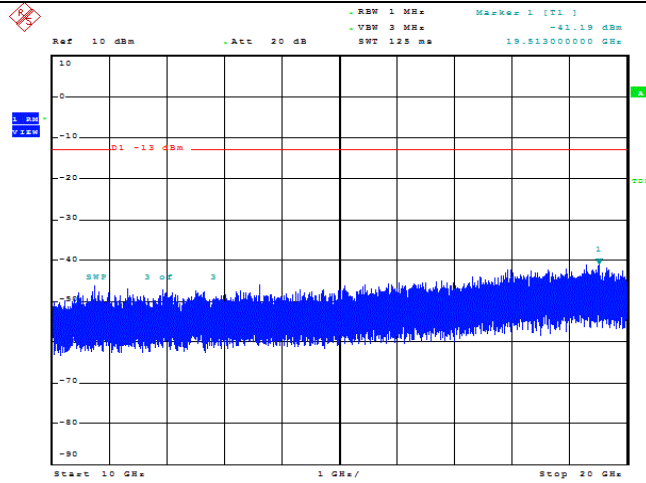
Tel.: (86)755-27521059

Fax: (86)755-27521011

Http://www.sz-ctc.org.cn

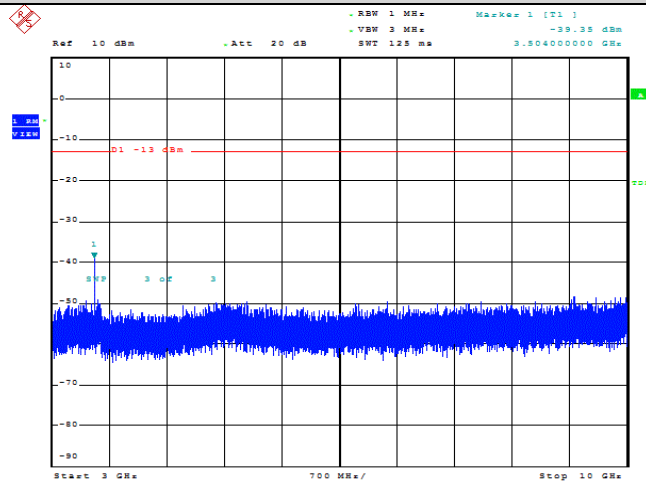


For anti-fake verification, please visit the official website of Certification and Accreditation Administration of the People's Republic of China : [yz.cnca.cn](http://yz.cnca.cn)



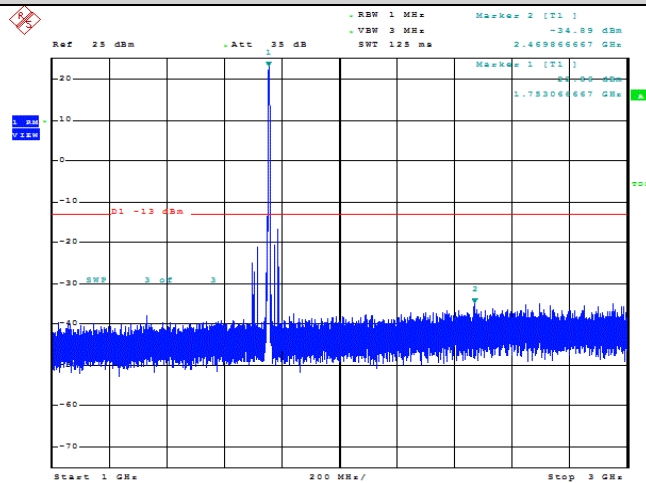
Date: 26.MAY.2022 16:11:36

Band4-1513-10000~20000MHz



Date: 26.MAY.2022 16:11:22

Band4-1513-3000~10000MHz



Date: 26.MAY.2022 16:11:05

Band4-1513-1000~3000MHz

CTC Laboratories, Inc.

1-2/F., Building 2, Jiaquan Building, Guanlan High-Tech Park, Shenzhen, Guangdong, China

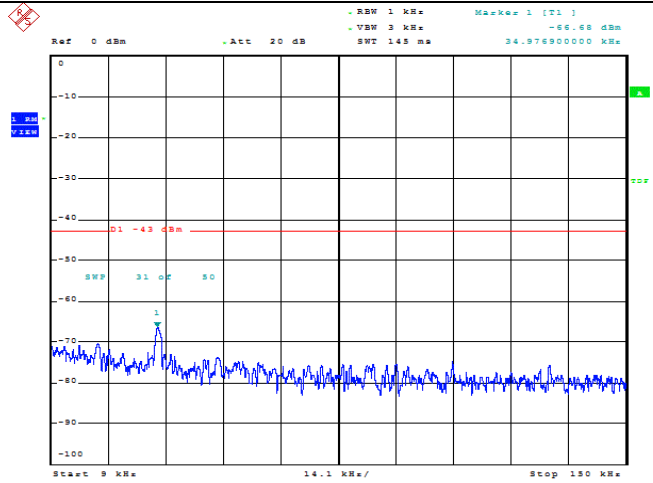
Tel.: (86)755-27521059

Fax: (86)755-27521011

Http://www.sz-ctc.org.cn

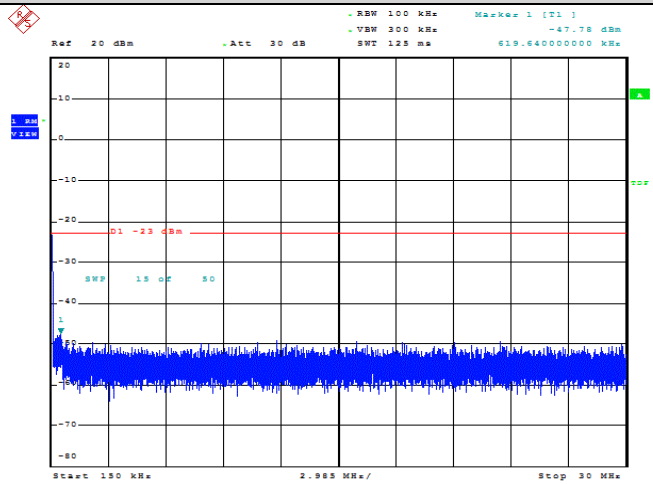


For anti-fake verification, please visit the official website of Certification and Accreditation Administration of the People's Republic of China : [yz.cnca.cn](http://yz.cnca.cn)



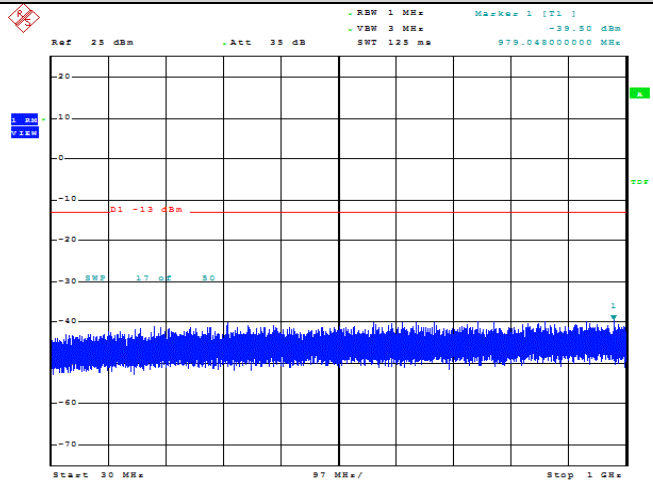
Date: 26.MAY.2022 16:10:07

Band4-1513-0.009~0.15MHz



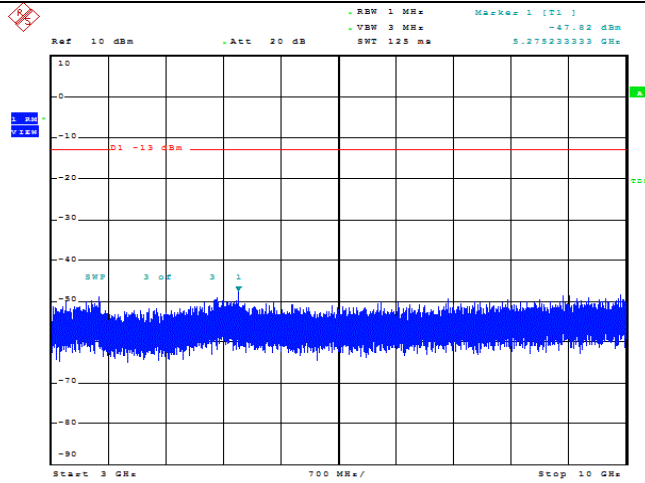
Date: 26.MAY.2022 16:10:27

Band4-1513-0.15~30MHz



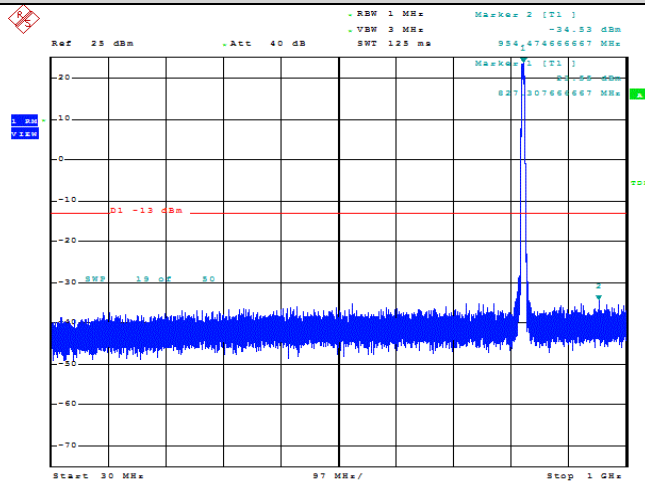
Date: 26.MAY.2022 16:10:46

Band4-1513-30~1000MHz



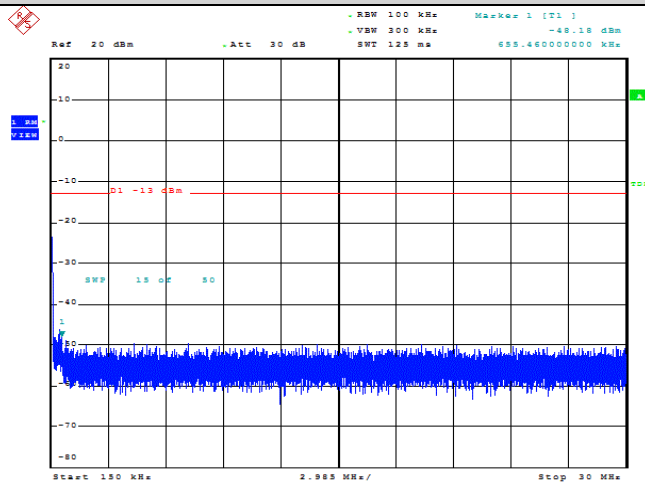
Date: 26.MAY.2022 11:31:22

Band5-4132-3000~10000MHz



Date: 26.MAY.2022 11:31:00

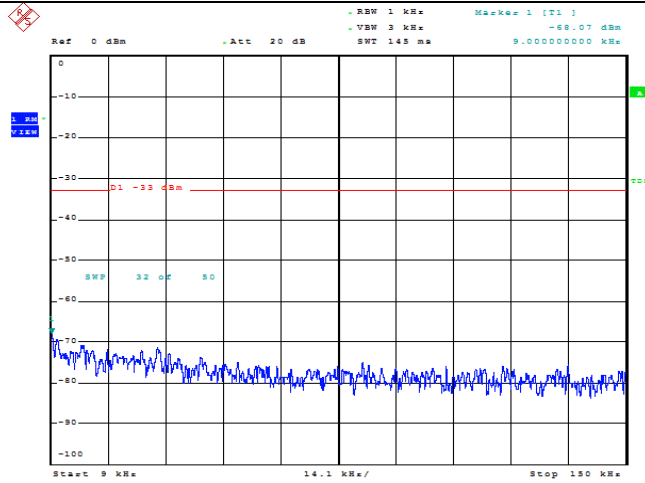
Band5-4132-30~10000MHz



Date: 26.MAY.2022 11:30:37

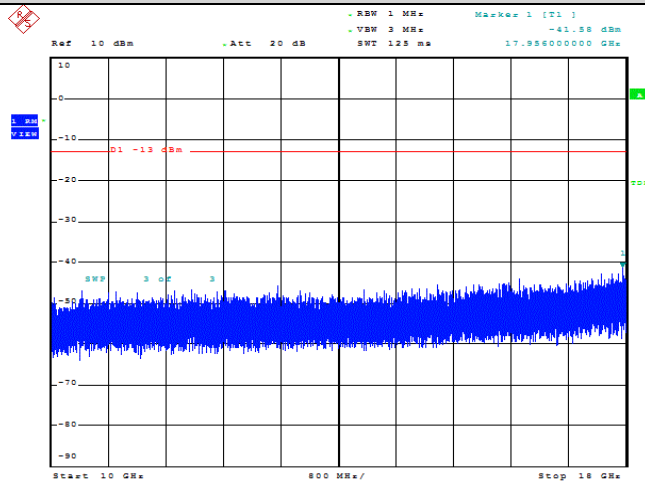
Band5-4132-0.15~30MHz





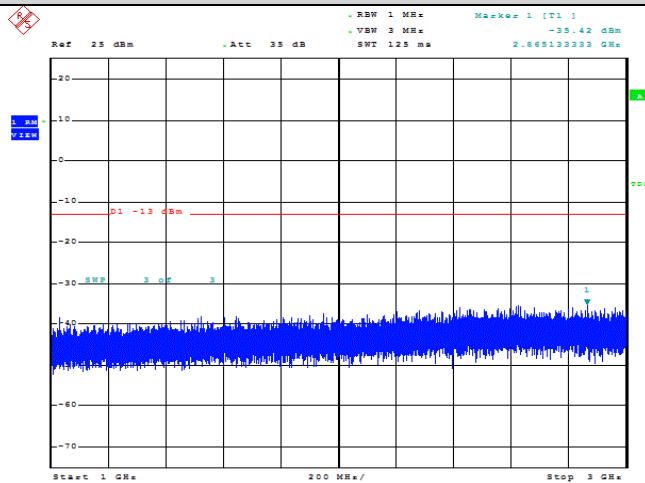
Date: 26.MAY.2022 11:30:18

Band5-4132-0.009~0.15MHz



Date: 26.MAY.2022 11:31:47

Band5-4132-10000~18000MHz



Date: 26.MAY.2022 11:31:16

Band5-4132-1000~3000MHz

CTC Laboratories, Inc.

1-2/F., Building 2, Jiaquan Building, Guanlan High-Tech Park, Shenzhen, Guangdong, China

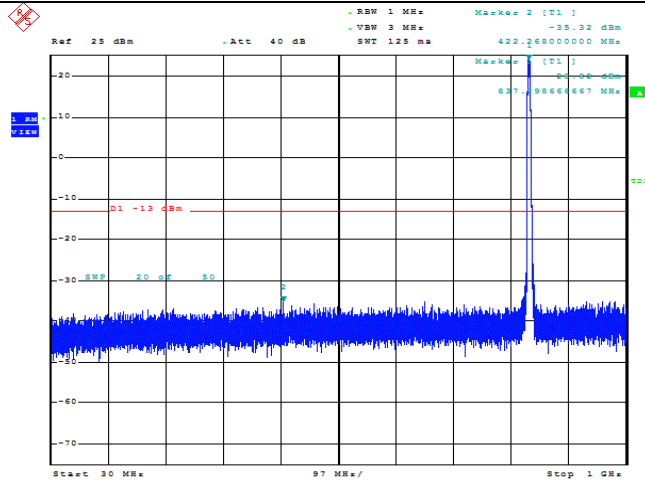
Tel.: (86)755-27521059

Fax: (86)755-27521011

Http://www.sz-ctc.org.cn

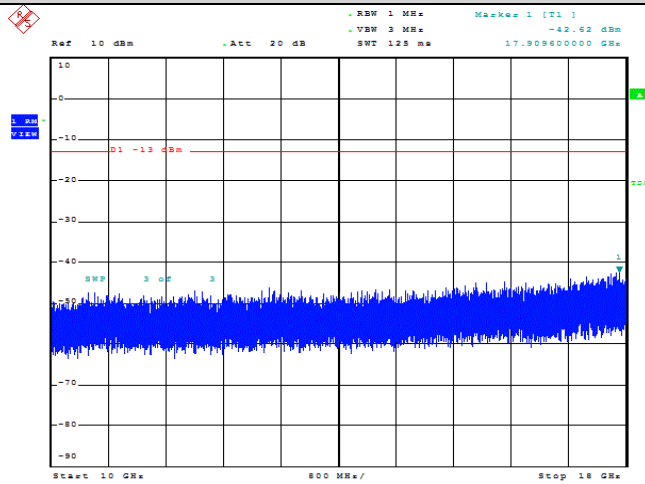


For anti-fake verification, please visit the official website of Certification and Accreditation Administration of the People's Republic of China : [yz.cnca.cn](http://yz.cnca.cn)



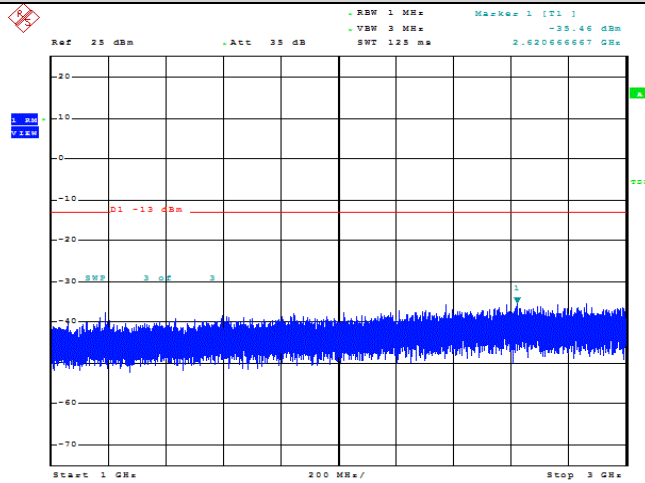
Date: 26.MAY.2022 11:32:53

Band5-4183-30~1000MHz



Date: 26.MAY.2022 11:33:39

Band5-4183-10000~18000MHz



Date: 26.MAY.2022 11:33:09

Band5-4183-1000~3000MHz

CTC Laboratories, Inc.

1-2/F., Building 2, Jiaquan Building, Guanlan High-Tech Park, Shenzhen, Guangdong, China

Tel.: (86)755-27521059

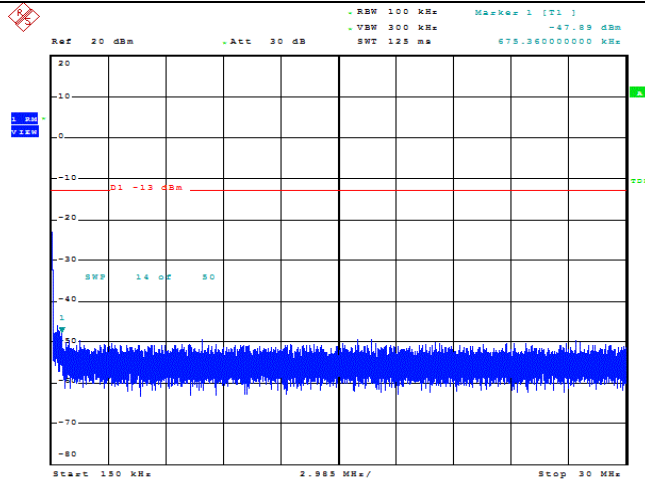
Fax: (86)755-27521011

Http://www.sz-ctc.org.cn



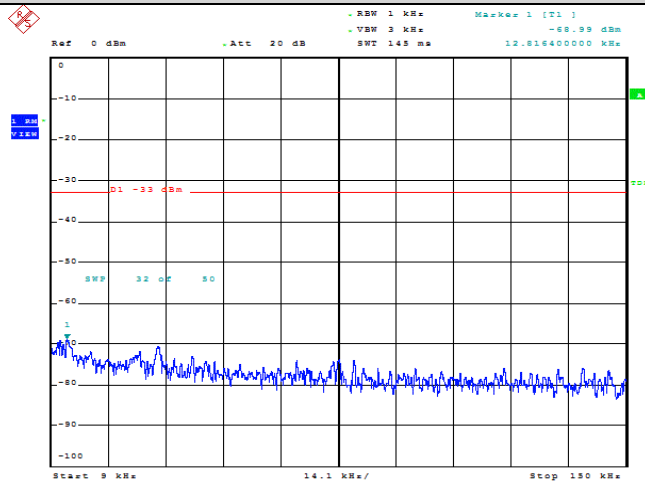
For anti-fake verification, please visit the official website of Certification and Accreditation Administration of the People's Republic of China : [yz.cnca.cn](http://yz.cnca.cn)





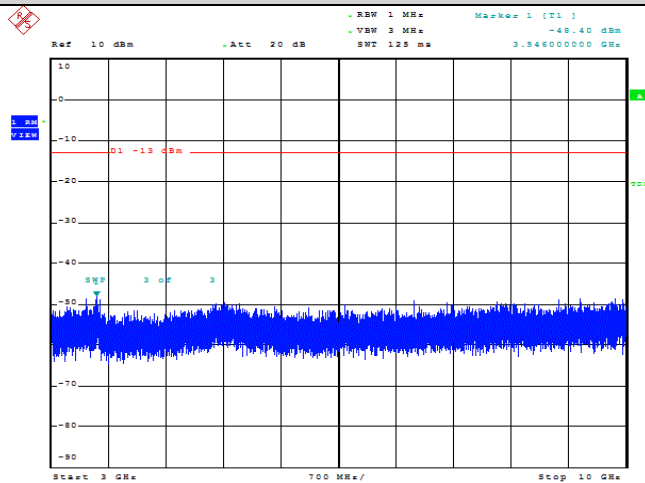
Date: 26.MAY.2022 11:32:31

Band5-4183-0.15~30MHz



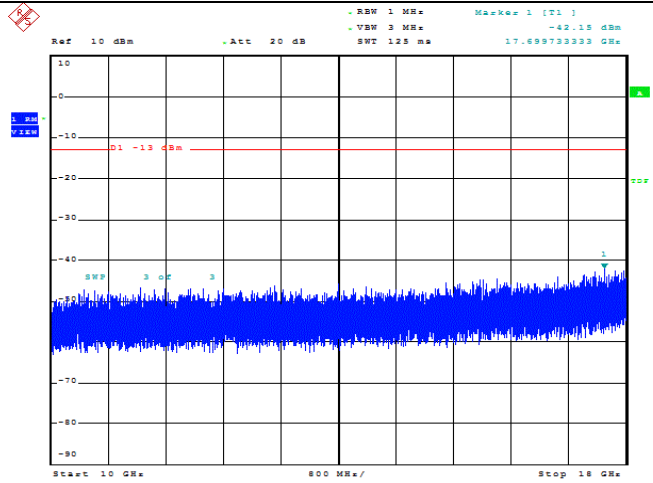
Date: 26.MAY.2022 11:32:11

Band5-4183-0.009~0.15MHz



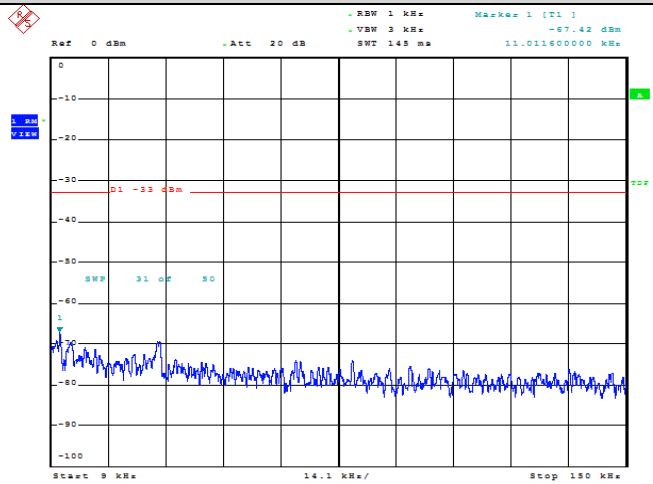
Date: 26.MAY.2022 11:33:25

Band5-4183-3000~10000MHz



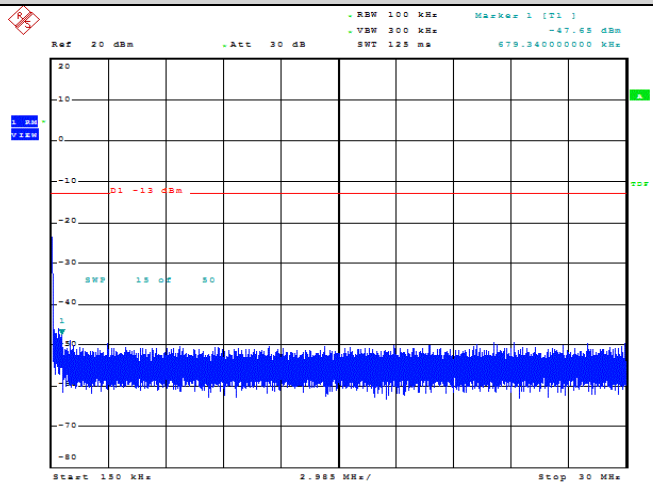
Date: 26.MAY.2022 11:33:22

Band5-4233-10000~18000MHz



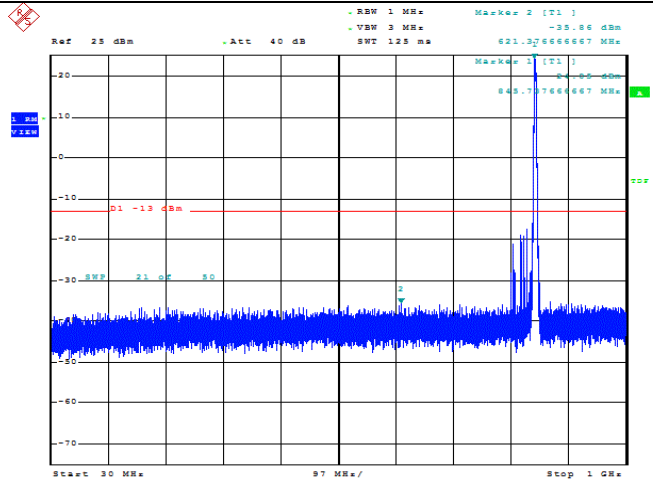
Date: 26.MAY.2022 11:34:03

Band5-4233-0.009~0.15MHz



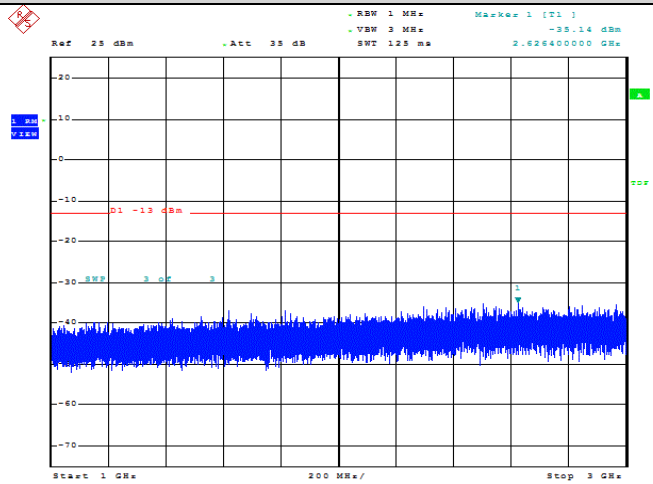
Date: 26.MAY.2022 11:34:23

Band5-4233-0.15~30MHz



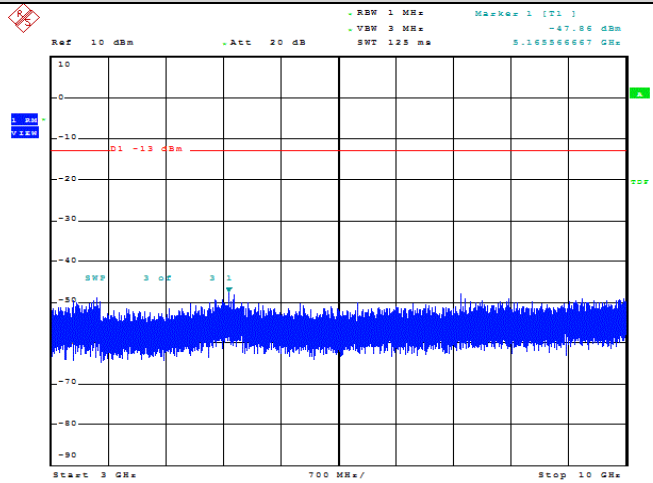
Date: 26.MAY.2022 11:34:45

Band5-4233-30~1000MHz



Date: 26.MAY.2022 11:35:01

Band5-4233-1000~3000MHz



Date: 26.MAY.2022 11:38:17

Band5-4233-3000~10000MHz

CTC Laboratories, Inc.

1-2/F., Building 2, Jiaquan Building, Guanlan High-Tech Park, Shenzhen, Guangdong, China

Tel.: (86)755-27521059

Fax: (86)755-27521011

Http://www.sz-ctc.org.cn



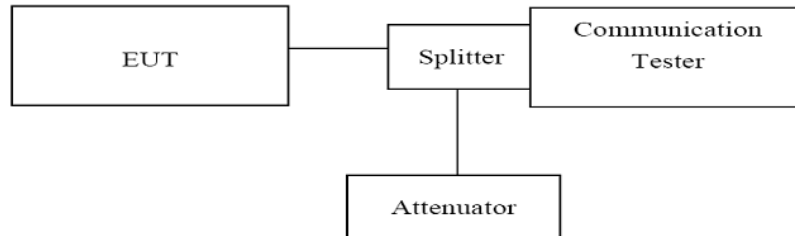
For anti-fake verification, please visit the official website of Certification and Accreditation Administration of the People's Republic of China : [yz.cnca.cn](http://yz.cnca.cn)

### 3.5. Receiver Spurious Emissions at Antenna Terminal

#### LIMIT

RSS-GEN7.1.3, Receiver-spurious emissions at any discrete frequency shall not exceed 2 nW in the band 30-1000 MHz, nor 5 nW above 1000 MHz.

#### TEST CONFIGURATION

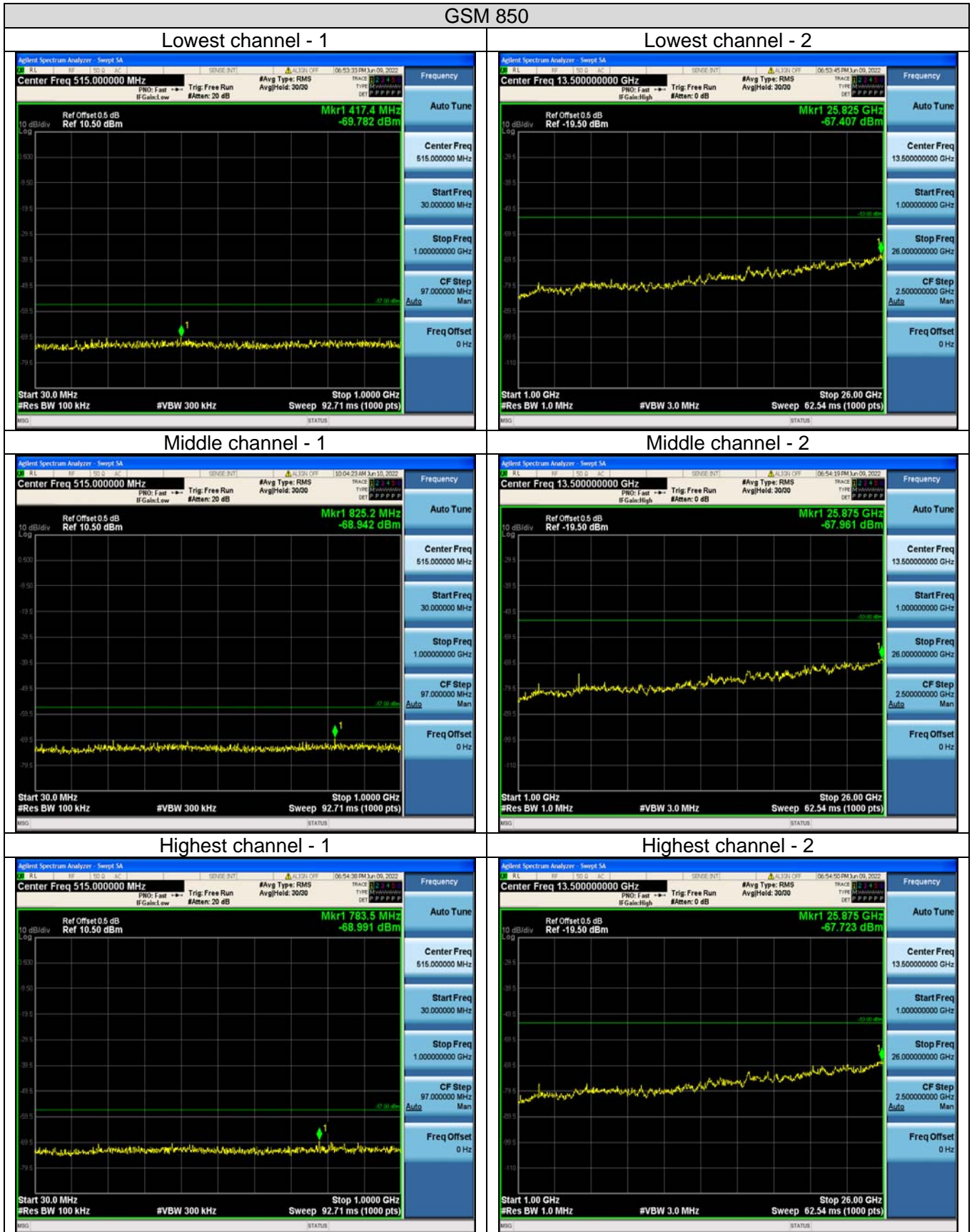


#### TEST PROCEDURE

1. The RF output of the transceiver was connected to a spectrum analyzer through appropriate attenuation.
2. The resolution bandwidth of the spectrum analyzer was set at 1MHz, sufficient scans were taken to show the out of band Emissions if any up to 10th harmonic.
3. Set the RBW= 100kHz, VBW =300kHz, Below 1GHz
4. Set the RBW= 1MHz, VBW = 3MHz, Above1GHz,
5. Start=30MHz, Stop= 10th harmonic.

#### TEST RESULTS

Remark: we test all modulation type and record worst case at Voice mode for WCDMA, GPRS for GSM.

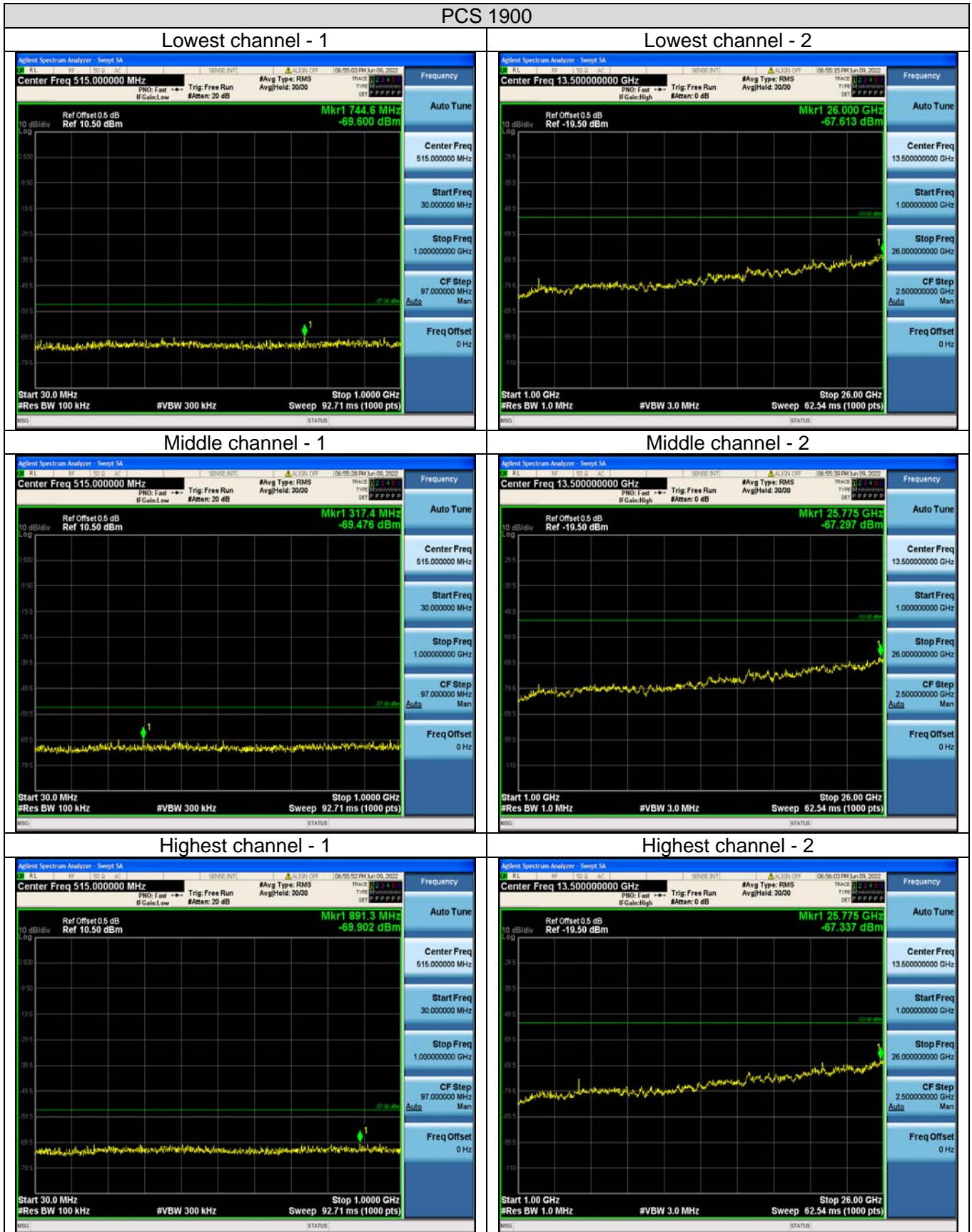


CTC Laboratories, Inc.

1-2/F., Building 2, Jiaquan Building, Guanlan High-Tech Park, Shenzhen, Guangdong, China  
Tel.: (86)755-27521059 Fax: (86)755-27521011 Http://www.sz-ctc.org.cn



For anti-fake verification, please visit the official website of Certification and Accreditation Administration of the People's Republic of China : [yz.cnca.cn](http://yz.cnca.cn)



CTC Laboratories, Inc.

1-2/F., Building 2, Jiaquan Building, Guanlan High-Tech Park, Shenzhen, Guangdong, China  
Tel.: (86)755-27521059

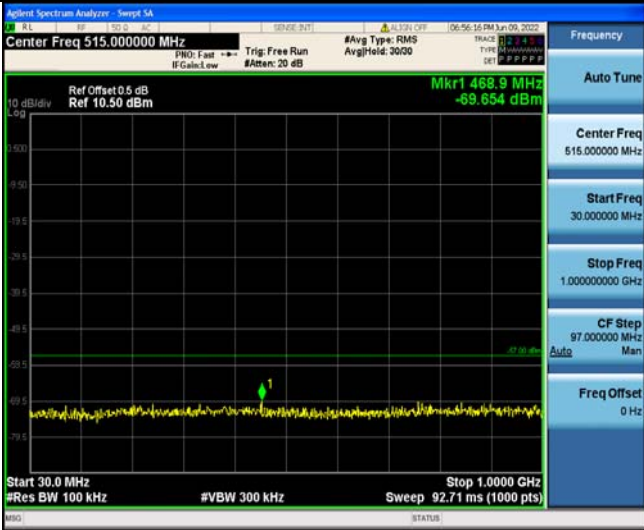
Fax: (86)755-27521011 Http://www.sz-ctc.org.cn  
For anti-fake verification, please visit the official website of Certification and Accreditation Administration of the People's Republic of China : [yz.cnca.cn](http://yz.cnca.cn)





WCDMA Band II

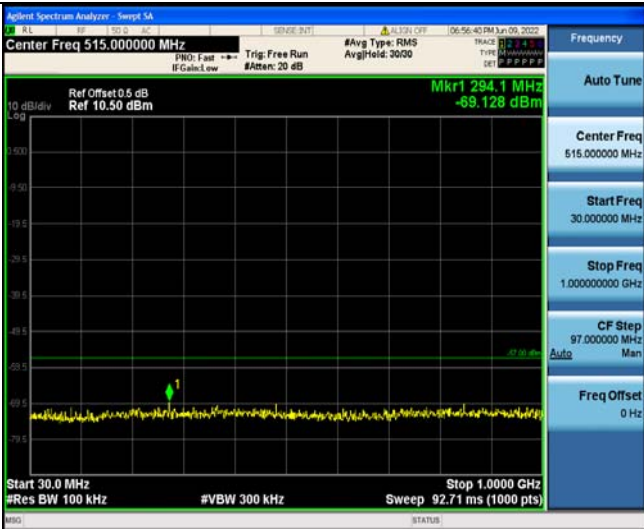
Lowest channel - 1



Lowest channel - 2



Middle channel - 1



Middle channel - 2



Highest channel - 1



Highest channel - 2



CTC Laboratories, Inc.

1-2/F., Building 2, Jiaquan Building, Guanlan High-Tech Park, Shenzhen, Guangdong, China  
 Tel.: (86)755-27521059 Fax: (86)755-27521011 Http://www.sz-ctc.org.cn

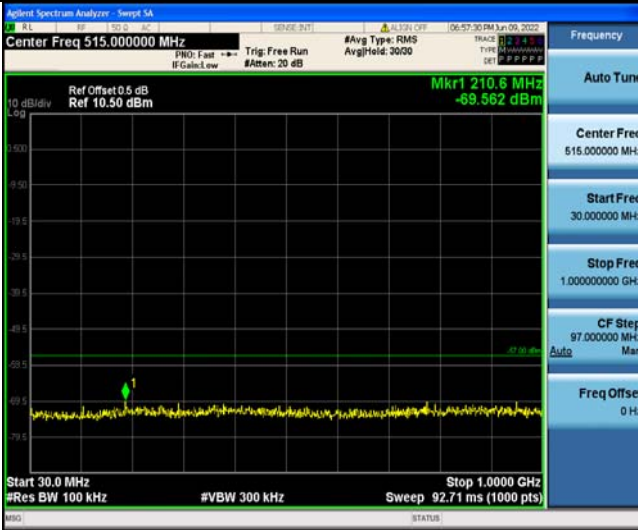


For anti-fake verification, please visit the official website of Certification and Accreditation Administration of the People's Republic of China : [yz.cnca.cn](http://yz.cnca.cn)



WCDMA Band IV

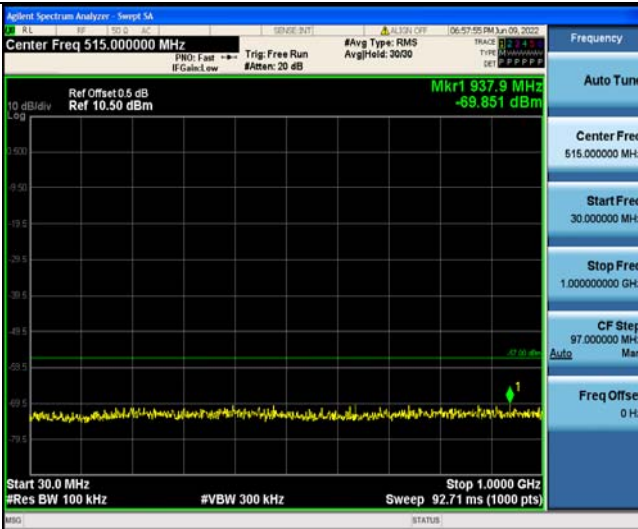
Lowest channel - 1



Lowest channel - 2



Middle channel - 1



Middle channel - 2



Highest channel - 1



Highest channel - 2



CTC Laboratories, Inc.

1-2/F., Building 2, Jiaquan Building, Guanlan High-Tech Park, Shenzhen, Guangdong, China  
 Tel.: (86)755-27521059 Fax: (86)755-27521011 Http://www.sz-ctc.org.cn



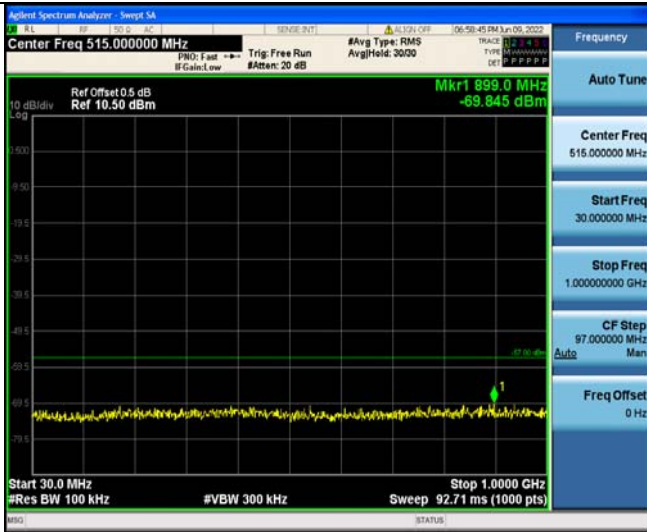
For anti-fake verification, please visit the official website of Certification and Accreditation Administration of the People's Republic of China : [yz.cnca.cn](http://yz.cnca.cn)





WCDMA Band V

Lowest channel - 1



Lowest channel - 2



Middle channel - 1



Middle channel - 2



Highest channel - 1



Highest channel - 2



CTC Laboratories, Inc.

1-2/F., Building 2, Jiaquan Building, Guanlan High-Tech Park, Shenzhen, Guangdong, China  
 Tel.: (86)755-27521059 Fax: (86)755-27521011 Http://www.sz-ctc.org.cn



For anti-fake verification, please visit the official website of Certification and Accreditation Administration of the People's Republic of China : [yz.cnca.cn](http://yz.cnca.cn)



### 3.6. Band Edge compliance

#### LIMIT

FCC: §22.917, §24.238, §27.53 (h)

The power of any emission outside of the authorized operating frequency ranges must be attenuated below the transmitting power (P) by a factor of at least  $43 + 10 \log (P)$  dB.

FCC: §90.691 Emission mask requirements for EA-based systems.

(a) Out-of-band emission requirement shall apply only to the “outer” channels included in an EA license and to spectrum adjacent to interior channels used by incumbent licensees. The emission limits are as follows:

(1) For any frequency removed from the EA licensee's frequency block by up to and including 37.5 kHz, the power of any emission shall be attenuated below the transmitter power (P) in watts by at least  $116 \log_{10}(f/6.1)$  decibels or  $50 + 10 \log_{10}(P)$  decibels or 80 decibels, whichever is the lesser attenuation, where f is the frequency removed from the center of the outer channel in the block in kilohertz and where f is greater than 12.5 kHz.

(2) For any frequency removed from the EA licensee's frequency block greater than 37.5 kHz, the power of any emission shall be attenuated below the transmitter power (P) in watts by at least  $43 + 10 \log_{10}(P)$  decibels or 80 decibels, whichever is the lesser attenuation, where f is the frequency removed from the center of the outer channel in the block in kilohertz and where f is greater than 37.5 kHz.

RSS132§5.5

Mobile and base station equipment shall comply with the limits in (i) and (ii) below.

(i) In the first 1.0 MHz band immediately outside and adjacent to each of the sub-bands specified in Section 5.1, the power of emissions per any 1% of the occupied bandwidth shall be attenuated (in dB) below the transmitter output power P (dBW) by at least  $43 + 10 \log_{10} p$  (watts).

(ii) After the first 1.0 MHz immediately outside and adjacent to each of the sub-bands, the power of emissions in any 100 kHz bandwidth shall be attenuated (in dB) below the transmitter output power P (dBW) by at least  $43 + 10 \log_{10} p$  (watts). If the measurement is performed using 1% of the occupied bandwidth, power integration over 100 kHz is required.

RSS133§6.5

Equipment shall comply with the limits in (i) and (ii) below.

(i) In the 1.0 MHz bands immediately outside and adjacent to the equipment's operating frequency block, the emission power per any 1% of the emission bandwidth shall be attenuated (in dB) below the transmitter output power P (dBW) by at least  $43 + 10 \log_{10} p$  (watts).

(ii) After the first 1.0 MHz, the emission power in any 1 MHz bandwidth shall be attenuated (in dB) below the transmitter output power P (dBW) by at least  $43 + 10 \log_{10} p$  (watts). If the measurement is performed using 1% of the emission bandwidth, power integration over 1.0 MHz is required.

RSS139§6.6

(i) In the first 1.0 MHz bands immediately outside and adjacent to the equipment's smallest operating frequency block, Footnote 2 which can contain the equipment's occupied bandwidth, the emission power per any 1% of the emission bandwidth shall be attenuated below the transmitter output power P (in dBW) by at least  $43 + 10 \log_{10} p$  (watts) dB.

(ii) After the first 1.0 MHz outside the equipment's smallest operating frequency block, which can contain the equipment's occupied bandwidth, the emission power in any 1 MHz bandwidth shall be attenuated below the transmitter output power P (in dBW) by at least  $43 + 10 \log_{10} p$  (watts) dB.

CTC Laboratories, Inc.

1-2/F., Building 2, Jiaquan Building, Guanlan High-Tech Park, Shenzhen, Guangdong, China

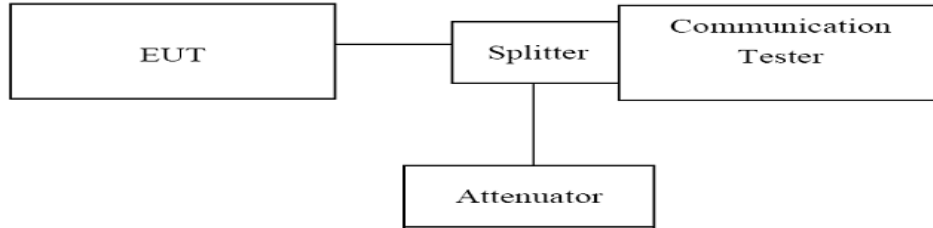
Tel.: (86)755-27521059

Fax: (86)755-27521011

Http://www.sz-ctc.org.cn



For anti-fake verification, please visit the official website of Certification and Accreditation Administration of the People's Republic of China : [yz.cnca.cn](http://yz.cnca.cn)

**TEST CONFIGURATION****TEST PROCEDURE**

The transmitter output was connected to a R&S CMW500 Test Set and configured to operate at maximum power. The band edge emissions were measured at the required operating frequencies in each band on the Spectrum Analyzer.

For each band edge measurement:

- Set the spectrum analyzer span to include the block edge frequency.
- Set a marker to point the corresponding band edge frequency in each test case.
- Set display line at -13dBm
- Set resolution bandwidth to at least 1% of emission bandwidth.

**TEST RESULTS**

Band	Channel	Freq (MHz)	Result (dBm)	Limit(dBm)	Verdict
GPRS850	128	823.97	-14.15	-13	PASS
GPRS850	251	849.02	-14.54	-13	PASS
EGPRS850	128	823.96	-18.00	-13	PASS
EGPRS850	251	849.02	-15.35	-13	PASS
GPRS1900	512	1850.00	-17.51	-13	PASS
GPRS1900	810	1910.01	-16.35	-13	PASS
EGPRS1900	512	1849.99	-15.67	-13	PASS
EGPRS1900	810	1910.01	-18.14	-13	PASS
Band2	9262	1850.00	-20.20	-13	PASS
Band2	9538	1910.00	-19.97	-13	PASS
Band4	1312	1710.00	-22.93	-13	PASS
Band4	1513	1755.00	-22.95	-13	PASS
Band5	4132	824.00	-21.39	-13	PASS
Band5	4233	849.00	-21.26	-13	PASS

CTC Laboratories, Inc.

1-2/F., Building 2, Jiaquan Building, Guanlan High-Tech Park, Shenzhen, Guangdong, China

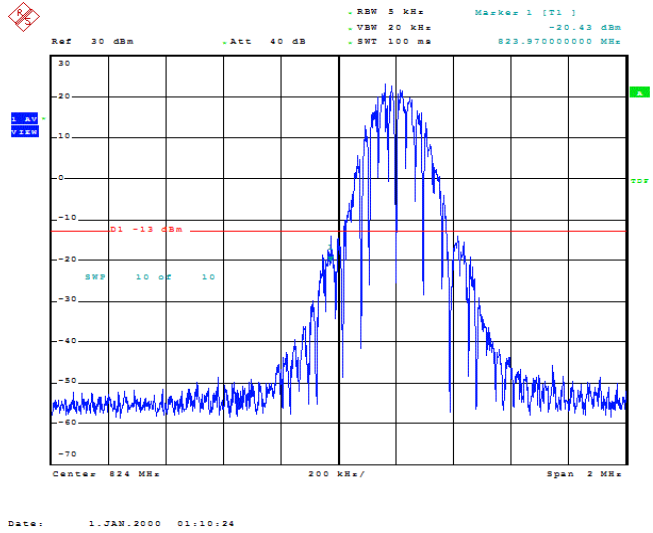
Tel.: (86)755-27521059

Fax: (86)755-27521011

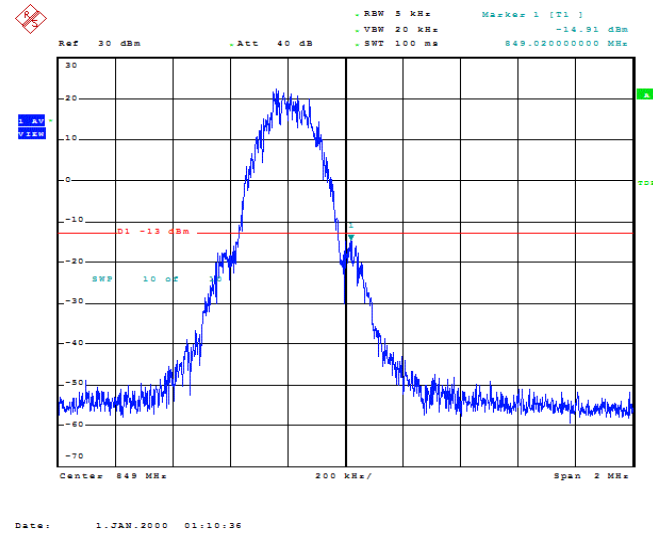
Http://www.sz-ctc.org.cn



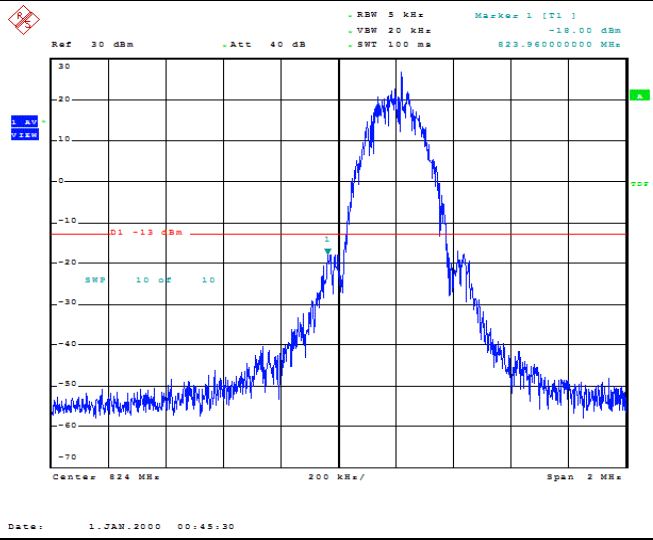
For anti-fake verification, please visit the official website of Certification and Accreditation Administration of the People's Republic of China : [yz.cnca.cn](http://yz.cnca.cn)



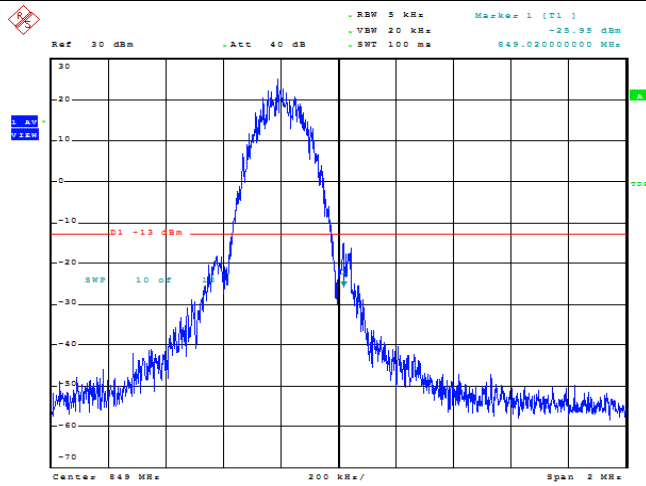
GPRS850-128



GPRS850-251

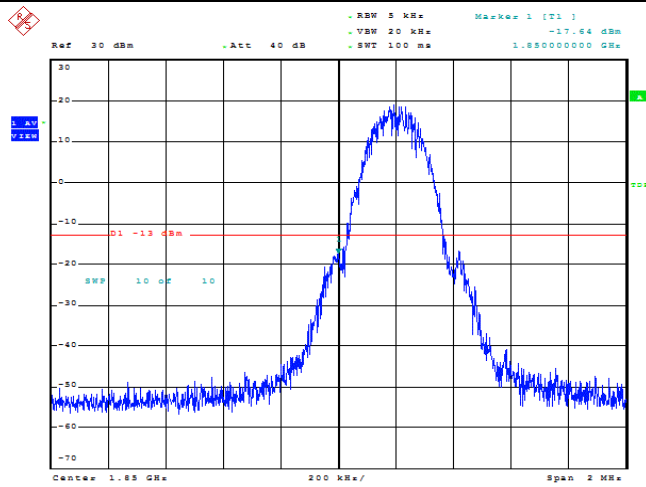


EGPRS850-128



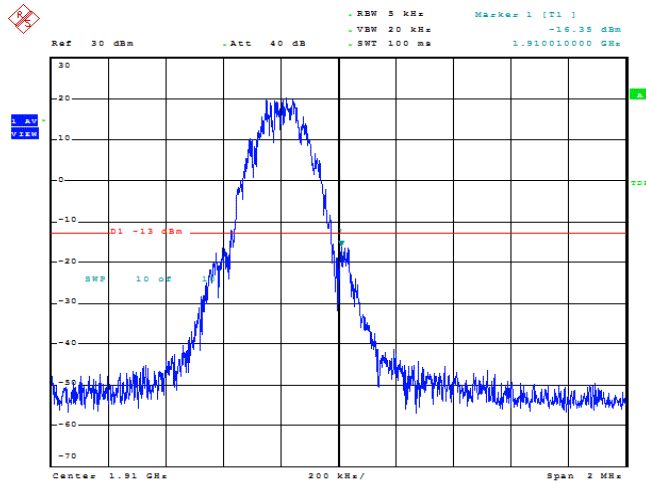
Date: 1.JAN.2000 00:45:42

### EGPRS850-251



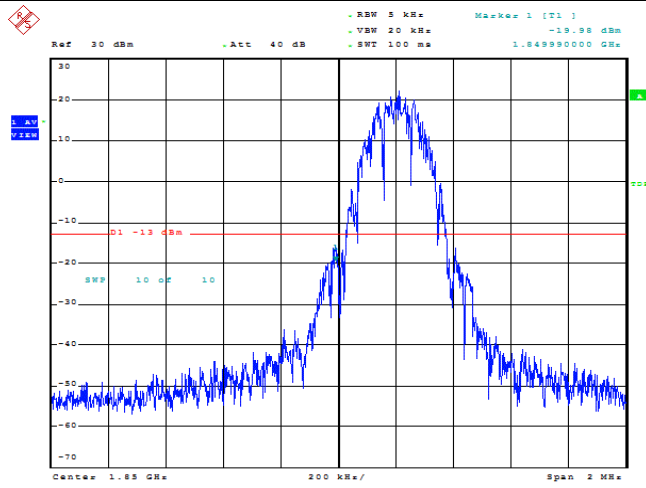
Date: 1.JAN.2000 01:21:12

### GPRS1900-512

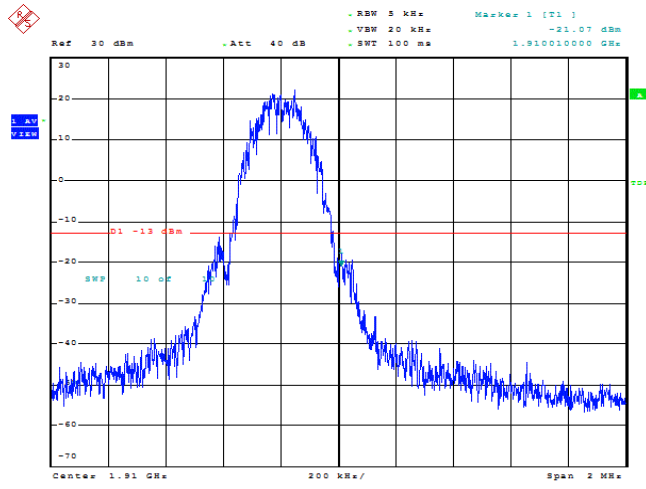


Date: 1.JAN.2000 01:21:24

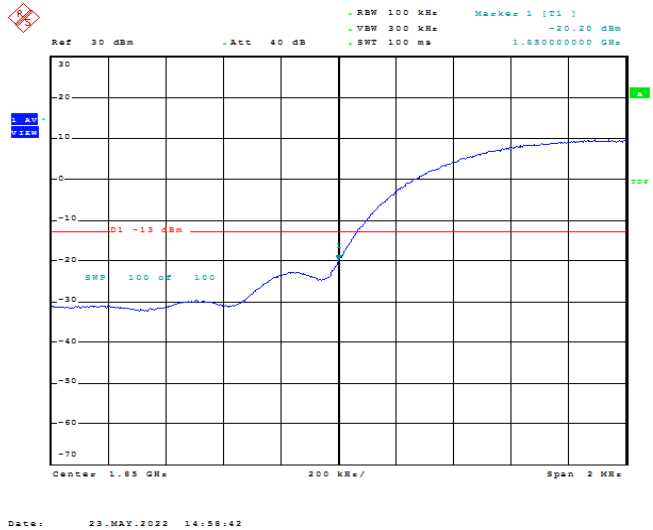
### GPRS1900-810



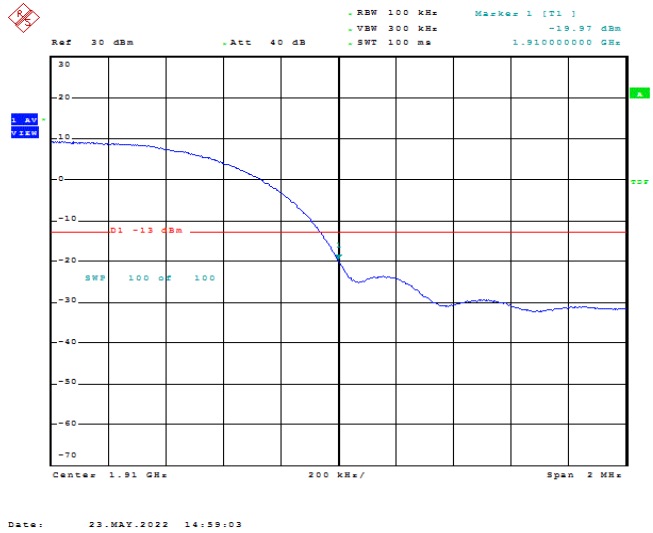
EGPRS1900-512



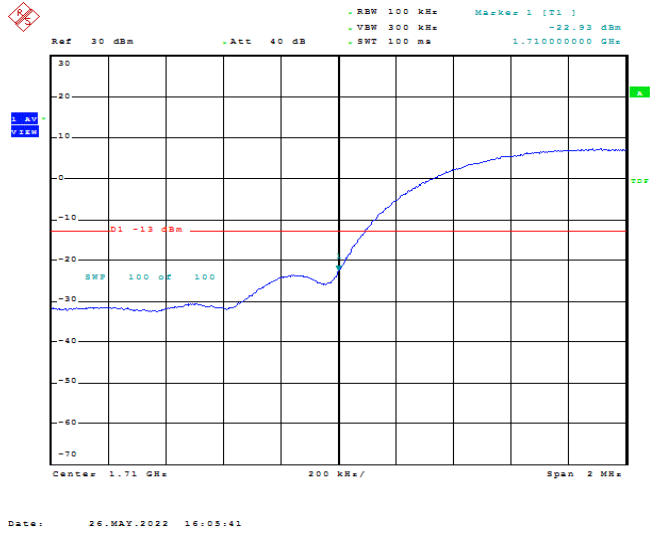
EGPRS1900-810



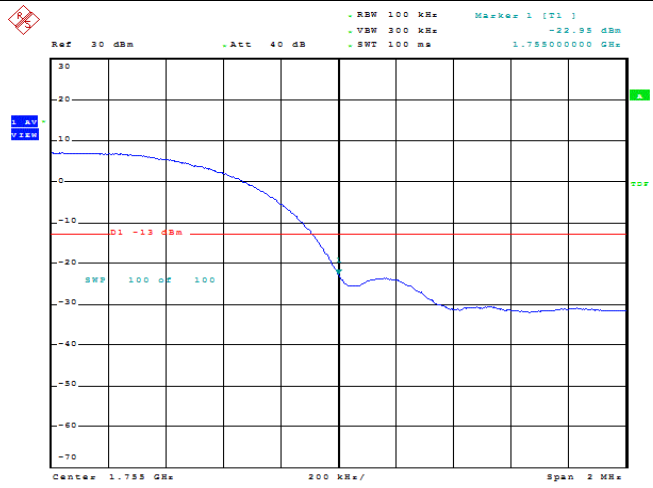
Band2-9262



Band2-9538

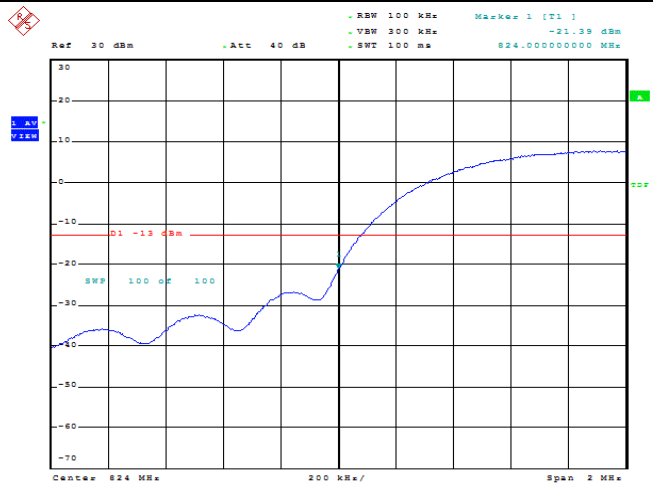


Band4-1312



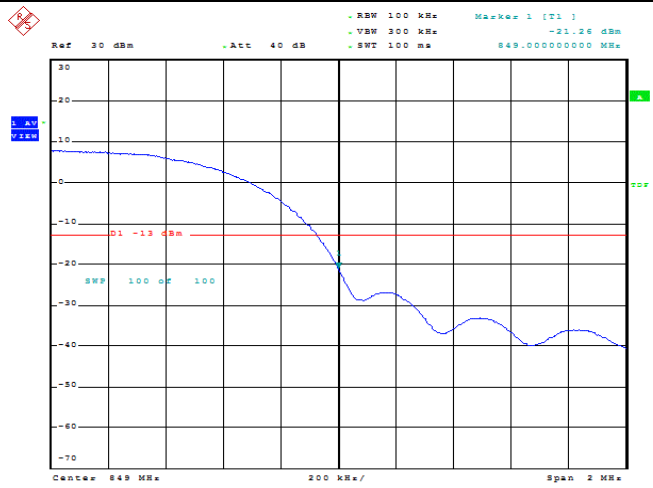
Date: 26.MAY.2022 16:06:01

### Band4-1513



Date: 26.MAY.2022 11:29:37

### Band5-4132



Date: 26.MAY.2022 11:29:37

### Band5-4233



### 3.7. Radiated Power Measurement

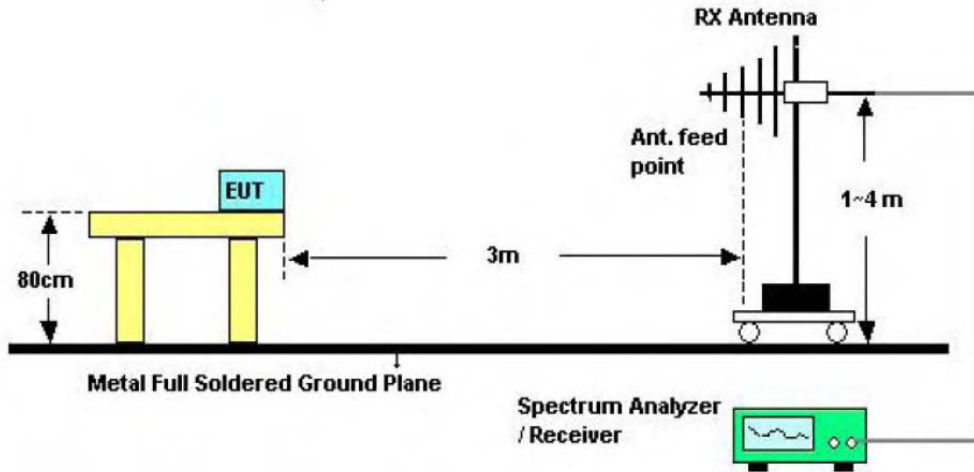
#### LIMIT

FCC: §2.1046, §22.913, §24.232, §27.50 and §90.635

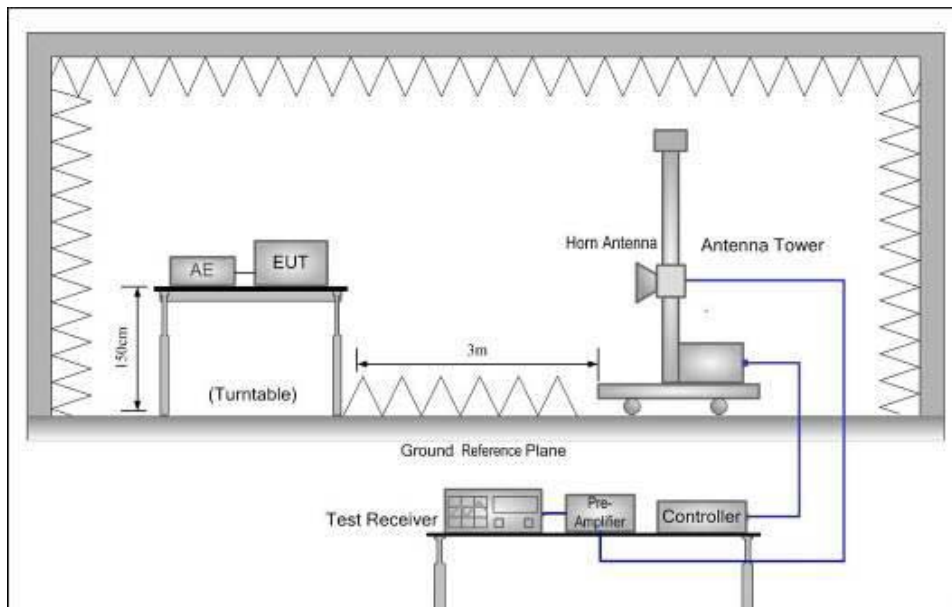
IC: RSS132§5.4; RSS133§6.4 and RSS139§6.5.

#### TEST CONFIGURATION

For the actual test configuration, please refer to the related Item – EUT Test Photos.



Below 1GHz



Above 1GHz



## TEST PROCEDURE

1. EUT was placed on a 1.50 meter high non-conductive stand at a 3 meter test distance from the receive antenna. A receiving antenna was placed on the antenna mast 3 meters from the EUT for emission measurements. The height of receiving antenna is 1.50m. Detected emissions were maximized at each frequency by rotating the EUT through 360° and adjusting the receiving antenna polarization. The radiated emission measurements of all transmit frequencies in three channels (High, Middle, Low) were measured with peak detector.
2. A log-periodic antenna or double-ridged waveguide horn antenna shall be substituted in place of the EUT. The log-periodic antenna will be driven by a signal generator and the level will be adjusted till the same power value on the spectrum analyzer or receiver. The level of the spurious emissions can be calculated through the level of the signal generator, cable loss, the gain of the substitution antenna and the reading of the spectrum analyzer or receiver.
3. The EUT is then put into continuously transmitting mode at its maximum power level during the test. Set Test Receiver or Spectrum RBW=1MHz, VBW=3MHz, and the maximum value of the receiver should be recorded as (Pr).
4. The EUT shall be replaced by a substitution antenna. In the chamber, an substitution antenna for the frequency band of interest is placed at the reference point of the chamber. An RF Signal source for the frequency band of interest is connected to the substitution antenna with a cable that has been constructed to not interfere with the radiation pattern of the antenna. A power (PMea) is applied to the input of the substitution antenna, and adjusts the level of the signal generator output until the value of the receiver reach the previously recorded (Pr). The power of signal source (PMea) is recorded. The test should be performed by rotating the test item and adjusting the receiving antenna polarization.
5. An amplifier should be connected to the Signal Source output port. And the cable should be connecting between the Amplifier and the Substitution Antenna. The cable loss (Pcl), the Substitution Antenna Gain (Ga) and the Amplifier Gain (PAg) should be recorded after test.
6. The measurement results are obtained as described below:  
Power(EIRP)=PMea- PAg - Pcl + Ga  
We used N5182A microwave signal generator which signal level can up to 33dBm,so we not used power Amplifier for substitution test; The measurement results are amend as described below:  
Power(EIRP)=PMea- Pcl + Ga
7. This value is EIRP since the measurement is calibrated using an antenna of known gain (2.15 dBi) and known input power.  
ERP can be calculated from EIRP by subtracting the gain of the dipole, ERP = EIRP-2.15dBi.

## TEST RESULTS

Remark:

1. By preliminary testing and verifying three axis (X, Y and Z) position of EUT transmitted status, it was found that "X axis" position was the worst, and test data recorded in this report.
2. Pre-scan all antenna, only show the test data for worse case antenna on the test report.

CTC Laboratories, Inc.

1-2/F., Building 2, Jiaquan Building, Guanlan High-Tech Park, Shenzhen, Guangdong, China

Tel.: (86)755-27521059

Fax: (86)755-27521011

Http://www.sz-ctc.org.cn



For anti-fake verification, please visit the official website of Certification and Accreditation Administration of the People's Republic of China : [yz.cnca.cn](http://yz.cnca.cn)



## Measurement Data (worst case) :

Mode	Channel	Antenna Pol.	ERP	Limit (dBm)	Result
GPRS850	128	V	32.35	38.45	Pass
		H	26.40		
	190	V	31.39		
		H	26.54		
	251	V	32.68		
		H	25.27		
EGPRS850	128	V	32.51	38.45	Pass
		H	26.57		
	190	V	32.88		
		H	25.04		
	251	V	32.29		
		H	26.63		

Mode	Channel	Antenna Pol.	ERIP	Limit (dBm)	Result
GPRS1900	512	V	30.55	33.00	Pass
		H	24.47		
	661	V	30.78		
		H	24.29		
	810	V	29.32		
		H	24.21		
EGPRS1900	512	V	29.79	33.00	Pass
		H	25.12		
	661	V	30.09		
		H	25.46		
	810	V	29.60		
		H	25.03		

Mode	Channel	Antenna Pol.	EIRP	Limit (dBm)	Result
WCDMA Band II (QPSK)	9262	V	22.34	33.00	Pass
		H	18.03		
	9400	V	22.26		
		H	18.73		
	9538	V	22.42		
		H	18.15		

CTC Laboratories, Inc.

1-2/F., Building 2, Jiaquan Building, Guanlan High-Tech Park, Shenzhen, Guangdong, China

Tel.: (86)755-27521059

Fax: (86)755-27521011

Http://www.sz-ctc.org.cn

For anti-fake verification, please visit the official website of Certification and Accreditation Administration of the People's Republic of China : [yz.cnca.cn](http://yz.cnca.cn)



Mode	Channel	Antenna Pol.	EIRP	Limit (dBm)	Result
WCDMA Band IV (QPSK)	1312	V	21.17	33.00	Pass
		H	18.71		
	1413	V	21.62		
		H	17.92		
	1513	V	21.17		
		H	18.09		

Mode	Channel	Antenna Pol.	ERP	Limit (dBm)	Result
WCDMA Band V (QPSK)	4132	V	23.25	38.45	Pass
		H	20.44		
	4183	V	23.60		
		H	20.55		
	4233	V	23.70		
		H	20.58		

CTC Laboratories, Inc.

1-2/F., Building 2, Jiaquan Building, Guanlan High-Tech Park, Shenzhen, Guangdong, China

Tel.: (86)755-27521059

Fax: (86)755-27521011

Http://www.sz-ctc.org.cn

中国国家认证认可监督管理委员会  
Certification and Accreditation Administration of the People's Republic of ChinaFor anti-fake verification, please visit the official website of Certification and Accreditation Administration of the People's Republic of China : [yz.cnca.cn](http://yz.cnca.cn)

### 3.8. Radiated Spurious Emission

#### LIMIT

FCC: §22.917(a), §24.238(a), §27.53 (h), §90.691

The power of any emission outside of the authorized operating frequency ranges must be attenuated below the transmitting power (P) by a factor of at least  $43 + 10 \log(P)$  dB.

RSS132§5.5

Mobile and base station equipment shall comply with the limits in (i) and (ii) below.

(i) In the first 1.0 MHz band immediately outside and adjacent to each of the sub-bands specified in Section 5.1, the power of emissions per any 1% of the occupied bandwidth shall be attenuated (in dB) below the transmitter output power P ( dBW) by at least  $43 + 10 \log_{10}p$  (watts).

(ii) After the first 1.0 MHz immediately outside and adjacent to each of the sub-bands, the power of emissions in any 100 kHz bandwidth shall be attenuated (in dB) below the transmitter output power P (dBW) by at least  $43 + 10 \log_{10} p$  (watts). If the measurement is performed using 1% of the occupied bandwidth, power integration over 100 kHz is required.

RSS133§6.5

Equipment shall comply with the limits in (i) and (ii) below.

(i) In the 1.0 MHz bands immediately outside and adjacent to the equipment's operating frequency block, the emission power per any 1% of the emission bandwidth shall be attenuated (in dB) below the transmitter output power P (dBW) by at least  $43 + 10 \log_{10}p$ (watts).

(ii) After the first 1.0 MHz, the emission power in any 1 MHz bandwidth shall be attenuated (in dB) below the transmitter output power P (dBW) by at least  $43 + 10 \log_{10}p$  (watts). If the measurement is performed using 1% of the emission bandwidth, power integration over 1.0 MHz is required.

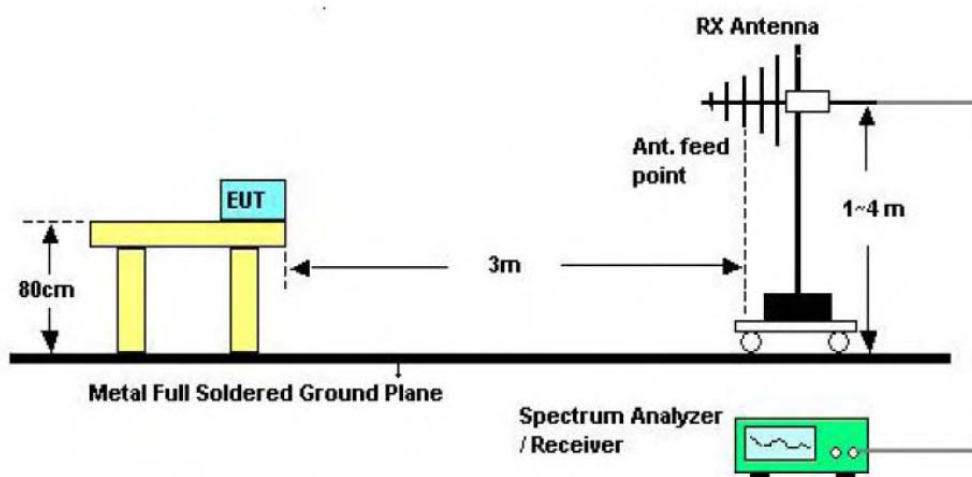
RSS139§6.6

(i) In the first 1.0 MHz bands immediately outside and adjacent to the equipment's smallest operating frequency block, Footnote 2 which can contain the equipment's occupied bandwidth, the emission power per any 1% of the emission bandwidth shall be attenuated below the transmitter output power P (in dBW) by at least  $43 + 10 \log_{10} p$  (watts) dB.

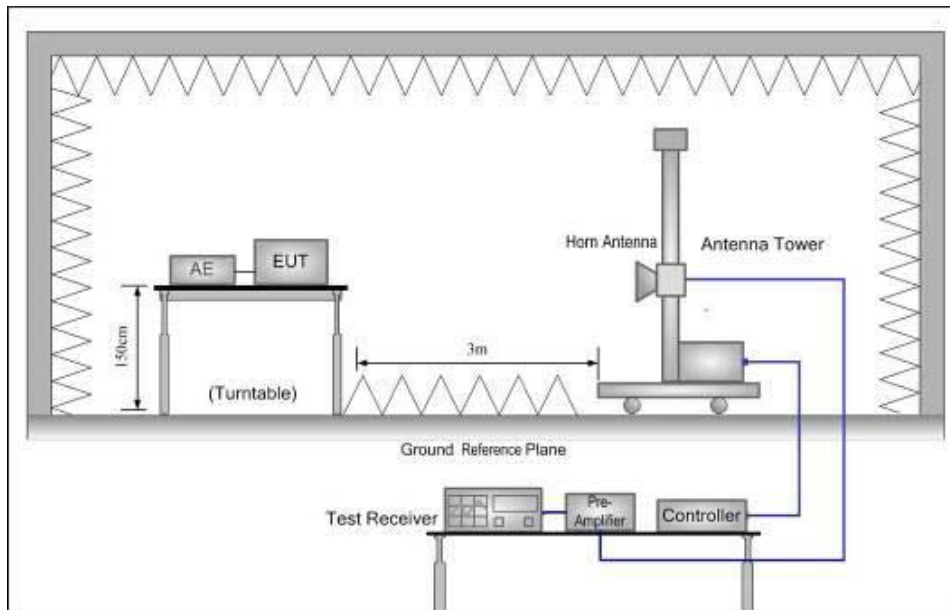
(ii) After the first 1.0 MHz outside the equipment's smallest operating frequency block, which can contain the equipment's occupied bandwidth, the emission power in any 1 MHz bandwidth shall be attenuated below the transmitter output power P (in dBW) by at least  $43 + 10 \log_{10} p$  (watts) dB.

#### TEST CONFIGURATION

For the actual test configuration, please refer to the related Item – EUT Test Photos.



Below 1GHz



Above 1GHz

### TEST PROCEDURE

1. EUT was placed on a 1.50 meter high non-conductive stand at a 3 meter test distance from the receive antenna. A receiving antenna was placed on the antenna mast 3 meters from the EUT for emission measurements. The height of receiving antenna is 1.50m. Detected emissions were maximized at each frequency by rotating the EUT through 360° and adjusting the receiving antenna polarization. The radiated emission measurements of all transmit frequencies in three channels (High, Middle, Low) were measured with peak detector.
2. A log-periodic antenna or double-ridged waveguide horn antenna shall be substituted in place of the EUT. The log-periodic antenna will be driven by a signal generator and the level will be adjusted till the same power value on the spectrum analyzer or receiver. The level of the spurious emissions can be calculated through the level of the signal generator, cable loss, the gain of the substitution antenna and the reading of the spectrum analyzer or receiver.
3. The EUT is then put into continuously transmitting mode at its maximum power level during the test. Set Test Receiver or Spectrum RBW=1MHz, VBW=3MHz, and the maximum value of the receiver should be recorded as (Pr).
4. The EUT shall be replaced by a substitution antenna. In the chamber, an substitution antenna for the frequency band of interest is placed at the reference point of the chamber. An RF Signal source for the frequency band of interest is connected to the substitution antenna with a cable that has been constructed to not interfere with the radiation pattern of the antenna. A power (PMea) is applied to the input of the substitution antenna, and adjusts the level of the signal generator output until the value of the receiver reach the previously recorded (Pr). The power of signal source (PMea) is recorded. The test should be performed by rotating the test item and adjusting the receiving antenna polarization.
5. An amplifier should be connected to the Signal Source output port. And the cable should be connecting between the Amplifier and the Substitution Antenna. The cable loss (Pcl) ,the Substitution Antenna Gain (Ga) and the Amplifier Gain (PAg) should be recorded after test.
6. The measurement results are obtained as described below:

$$\text{Power(EIRP)} = \text{PMea} - \text{PAg} - \text{Pcl} + \text{Ga}$$

We used SMF100A microwave signal generator which signal level can up to 33dBm,so we not used



power Amplifier for substitution test; The measurement results are amend as described below:

$$\text{Power(EIRP)} = \text{PMea} - \text{Pcl} + \text{Ga}$$

7. This value is EIRP since the measurement is calibrated using an antenna of known gain (2.15dBi) and known input power.

ERP can be calculated from EIRP by subtracting the gain of the dipole,  $\text{ERP} = \text{EIRP} - 2.15\text{dBi}$ .

8. Test frequency range should extend to 10<sup>th</sup> harmonic of highest fundamental frequency.

## TEST RESULTS

Remark:

- By preliminary testing and verifying three axis (X, Y and Z) position of EUT transmitted status, it was found that "Z axis" position was the worst, and test data recorded in this report.
- Pre-scan all antenna, only show the test data for worse case antenna on the test report.

GPRS 850					
Channel	Frequency (MHz)	Spurious Emission		Limit (dBm)	Result
		Polarization	Level (dBm)		
128	1648.8	Horizontal	-39.65	-13.00	Pass
	2473.2	Horizontal	-46.81		
	1648.8	Vertical	-48.56		
	2473.2	Vertical	-54.15		
190	1673.2	Horizontal	-43.85		
	2509.8	Horizontal	-45.57		
	1673.2	Vertical	-43.19		
	2509.8	Vertical	-52.96		
251	1697.6	Horizontal	-33.74		
	2546.4	Horizontal	-44.14		
	1697.6	Vertical	-43.24		
	2546.4	Vertical	-47.23		

Remark :

- The emission levels of below 1 GHz are very lower than the limit above 10dB and not show in test report.

CTC Laboratories, Inc.

1-2/F., Building 2, Jiaquan Building, Guanlan High-Tech Park, Shenzhen, Guangdong, China

Tel.: (86)755-27521059

Fax: (86)755-27521011

Http://www.sz-ctc.org.cn



For anti-fake verification, please visit the official website of Certification and Accreditation Administration of the People's Republic of China : [yz.cnca.cn](http://yz.cnca.cn)



EGPRS 850					
Channel	Frequency (MHz)	Spurious Emission		Limit (dBm)	Result
		Polarization	Level (dBm)		
128	1648.8	Horizontal	-39.49	-13.00	Pass
	2473.2	Horizontal	-45.77		
	1648.8	Vertical	-46.10		
	2473.2	Vertical	-50.11		
190	1673.2	Horizontal	-43.46		
	2509.8	Horizontal	-49.12		
	1673.2	Vertical	-42.65		
	2509.8	Vertical	-53.14		
251	1697.6	Horizontal	-33.61		
	2546.4	Horizontal	-40.91		
	1697.6	Vertical	-44.51		
	2546.4	Vertical	-45.33		

Remark :

1. The emission levels of below 1 GHz are very lower than the limit above 10dB and not show in test report.

CTC Laboratories, Inc.

1-2/F., Building 2, Jiaquan Building, Guanlan High-Tech Park, Shenzhen, Guangdong, China

Tel.: (86)755-27521059

Fax: (86)755-27521011

Http://www.sz-ctc.org.cn



For anti-fake verification, please visit the official website of Certification and Accreditation Administration of the People's Republic of China : [yz.cnca.cn](http://yz.cnca.cn)





GPRS 1900					
Channel	Frequency (MHz)	Spurious Emission		Limit (dBm)	Result
		Polarization	Level (dBm)		
512	3700.4	Horizontal	-43.90	-13.00	Pass
	5550.6	Horizontal	-48.45		
	3700.4	Vertical	-48.49		
	5550.6	Vertical	-54.29		
661	3760	Horizontal	-45.16		
	5640	Horizontal	-51.74		
	3760	Vertical	-46.37		
	5640	Vertical	-53.64		
810	3819.6	Horizontal	-38.38		
	5729.4	Horizontal	-45.61		
	3819.6	Vertical	-48.81		
	5729.4	Vertical	-51.66		

Remark :

1. The emission levels of below 1 GHz are very lower than the limit above 10dB and not show in test report.

EGPRS 1900					
Channel	Frequency (MHz)	Spurious Emission		Limit (dBm)	Result
		Polarization	Level (dBm)		
512	3700.4	Horizontal	-42.77	-13.00	Pass
	5550.6	Horizontal	-48.65		
	3700.4	Vertical	-50.79		
	5550.6	Vertical	-55.38		
661	3760	Horizontal	-46.65		
	5640	Horizontal	-54.43		
	3760	Vertical	-45.19		
	5640	Vertical	-55.70		
810	3819.6	Horizontal	-37.81		
	5729.4	Horizontal	-43.08		
	3819.6	Vertical	-45.04		
	5729.4	Vertical	-53.34		

Remark :

1. The emission levels of below 1 GHz are very lower than the limit above 10dB and not show in test report.

CTC Laboratories, Inc.

1-2/F., Building 2, Jiaquan Building, Guanlan High-Tech Park, Shenzhen, Guangdong, China

Tel.: (86)755-27521059

Fax: (86)755-27521011

Http://www.sz-ctc.org.cn



For anti-fake verification, please visit the official website of Certification and Accreditation Administration of the People's Republic of China : [yz.cnca.cn](http://yz.cnca.cn)



WCDMA Band II					
Channel	Frequency (MHz)	Spurious Emission		Limit (dBm)	Result
		Polarization	Level (dBm)		
9262	3705.20	Vertical	-43.69	-13.00	Pass
	5557.80	Vertical	-53.27		
	3705.20	Horizontal	-50.99		
	5557.80	Horizontal	-51.15		
9400	3760.00	Vertical	-41.00		
	5640.00	Vertical	-51.13		
	3760.00	Horizontal	-41.98		
	5640.00	Horizontal	-51.63		
9538	3814.80	Vertical	-40.30		
	5722.20	Vertical	-50.33		
	3814.80	Horizontal	-40.48		
	5722.20	Horizontal	-48.18		

Remark :

1. The emission levels of below 1 GHz are very lower than the limit above 10dB and not show in test report.

WCDMA Band IV					
Channel	Frequency (MHz)	Spurious Emission		Limit (dBm)	Result
		Polarization	Level (dBm)		
1312	3425.20	Vertical	-43.41	-13.00	Pass
	5137.80	Vertical	-56.20		
	3425.20	Horizontal	-50.36		
	5137.80	Horizontal	-51.85		
1413	3465.20	Vertical	-54.74		
	5197.80	Vertical	-55.02		
	3465.20	Horizontal	-50.71		
	5197.80	Horizontal	-53.19		
1513	3504.80	Vertical	-53.58		
	5257.20	Vertical	-56.68		
	3504.80	Horizontal	-50.90		
	5257.20	Horizontal	-53.09		

Remark :

1. The emission levels of below 1 GHz are very lower than the limit above 10dB and not show in test report.

CTC Laboratories, Inc.

1-2/F., Building 2, Jiaquan Building, Guanlan High-Tech Park, Shenzhen, Guangdong, China

Tel.: (86)755-27521059

Fax: (86)755-27521011

Http://www.sz-ctc.org.cn



For anti-fake verification, please visit the official website of Certification and Accreditation Administration of the People's Republic of China : [yz.cnca.cn](http://yz.cnca.cn)



WCDMA Band V					
Channel	Frequency (MHz)	Spurious Emission		Limit (dBm)	Result
		Polarization	Level (dBm)		
4132	1653.20	Vertical	-41.74	-13.00	Pass
	2479.80	Vertical	-54.26		
	1653.20	Horizontal	-48.58		
	2479.80	Horizontal	-54.86		
4183	1672.80	Vertical	-43.46		
	2509.20	Vertical	-54.77		
	1672.80	Horizontal	-46.15		
	2509.20	Horizontal	-53.72		
4233	1692.80	Vertical	-39.60		
	2539.20	Vertical	-50.45		
	1692.80	Horizontal	-44.70		
	2539.20	Horizontal	-52.20		

Remark :

1. The emission levels of below 1 GHz are very lower than the limit above 10dB and not show in test report.

### 3.9. Frequency stability

#### LIMIT

FCC §22.355, §90.213

The carrier frequency shall not depart from the reference frequency in excess of  $\pm 2.5$  ppm for mobile stations.

FCC §24.235 & §27.54

The frequency stability shall be sufficient to ensure that the fundamental emission stays within the authorized frequency block.

RSS132§5.3

The carrier frequency shall not depart from the reference frequency in excess of  $\pm 2.5$  SRSP for mobile stations and  $\pm 1.5$  ppm for base stations.

In lieu of meeting the above stability values, the test report may show that the frequency stability is sufficient to ensure that the occupied bandwidth stays within each of the sub-bands (see Section 5.1) when tested to the temperature and supply voltage variations specified in RSS-Gen.

RSS133§6.3

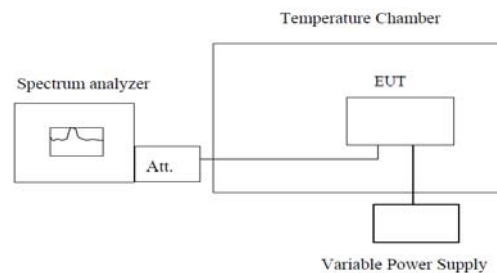
The carrier frequency shall not depart from the reference frequency, in excess of  $\pm 2.5$  ppm for mobile stations and  $\pm 1.0$  ppm for base stations.

In lieu of meeting the above stability values, the test report may show that the frequency stability is sufficient to ensure that the emission bandwidth stays within the operating frequency block when tested to the temperature and supply voltage variations specified in RSS-Gen.

RSS139§6.4

The frequency stability shall be sufficient to ensure that the occupied bandwidth stays within the operating frequency block when tested to the temperature and supply voltage variations specified in RSS-Gen.

#### TEST CONFIGURATION



Note : Measurement setup for testing on Antenna connector

#### TEST PROCEDURE

1. The equipment under test was connected to an external DC power supply and input rated voltage.
2. RF output was connected to a frequency counter or spectrum analyzer via feed through attenuators.
3. The EUT was placed inside the temperature chamber.
4. Set the spectrum analyzer RBW low enough to obtain the desired frequency resolution and measure EUT 25°C operating frequency as reference frequency.
5. Turn EUT off and set the chamber temperature to 0°C. After the temperature stabilized for



approximately 30 minutes recorded the frequency.

6. Repeat step measure with 0°C increased per stage until the highest temperature of +45°C reached.
7. Reduce the input voltage to specified extreme voltage variation (+/- 10%) and endpoint, record the maximum frequency change.

## TEST RESULTS

Voltage								
Band	Channel	PCL	Voltage [Vdc]	Temperature (°C)	Deviation (Hz)	Deviation (ppm)	Limit (ppm)	Verdict
GPRS850	128	3	VL	NT	15.30	0.018563	±2.5	PASS
GPRS850	128	3	VN	NT	11.62	0.014099	±2.5	PASS
GPRS850	128	3	VH	NT	14.75	0.017896	±2.5	PASS
GPRS850	190	3	VL	NT	13.33	0.015934	±2.5	PASS
GPRS850	190	3	VN	NT	15.30	0.018288	±2.5	PASS
GPRS850	190	3	VH	NT	11.85	0.014164	±2.5	PASS
GPRS850	251	3	VL	NT	13.04	0.015363	±2.5	PASS
GPRS850	251	3	VN	NT	13.98	0.016470	±2.5	PASS
GPRS850	251	3	VH	NT	12.95	0.015257	±2.5	PASS
EGPRS850	128	8	VL	NT	16.21	0.019668	±2.5	PASS
EGPRS850	128	8	VN	NT	13.04	0.015821	±2.5	PASS
EGPRS850	128	8	VH	NT	10.43	0.012655	±2.5	PASS
EGPRS850	190	8	VL	NT	11.24	0.013435	±2.5	PASS
EGPRS850	190	8	VN	NT	14.72	0.017595	±2.5	PASS
EGPRS850	190	8	VH	NT	11.17	0.013352	±2.5	PASS
EGPRS850	251	8	VL	NT	15.21	0.017919	±2.5	PASS
EGPRS850	251	8	VN	NT	15.72	0.018520	±2.5	PASS
EGPRS850	251	8	VH	NT	14.69	0.017307	±2.5	PASS
GPRS1900	512	0	VL	NT	-4.42	-0.002389	±2.5	PASS
GPRS1900	512	0	VN	NT	-5.46	-0.002951	±2.5	PASS
GPRS1900	512	0	VH	NT	-3.45	-0.001865	±2.5	PASS
GPRS1900	661	0	VL	NT	-1.49	-0.000793	±2.5	PASS
GPRS1900	661	0	VN	NT	-3.20	-0.001702	±2.5	PASS
GPRS1900	661	0	VH	NT	-3.39	-0.001803	±2.5	PASS
GPRS1900	810	0	VL	NT	-3.10	-0.001623	±2.5	PASS
GPRS1900	810	0	VN	NT	-4.81	-0.002519	±2.5	PASS
GPRS1900	810	0	VH	NT	-0.61	-0.000319	±2.5	PASS
EGPRS1900	512	2	VL	NT	8.91	0.004816	±2.5	PASS
EGPRS1900	512	2	VN	NT	7.04	0.003805	±2.5	PASS
EGPRS1900	512	2	VH	NT	8.52	0.004605	±2.5	PASS
EGPRS1900	661	2	VL	NT	5.84	0.003106	±2.5	PASS
EGPRS1900	661	2	VN	NT	10.72	0.005702	±2.5	PASS
EGPRS1900	661	2	VH	NT	13.27	0.007059	±2.5	PASS
EGPRS1900	810	2	VL	NT	6.49	0.003398	±2.5	PASS

CTC Laboratories, Inc.

1-2/F., Building 2, Jiaquan Building, Guanlan High-Tech Park, Shenzhen, Guangdong, China

Tel.: (86)755-27521059

Fax: (86)755-27521011

Http://www.sz-ctc.org.cn



For anti-fake verification, please visit the official website of Certification and Accreditation Administration of the People's Republic of China: [yz.cnca.cn](http://yz.cnca.cn)



EGPRS1900	810	2	VN	NT	12.56	0.006577	±2.5	PASS
EGPRS1900	810	2	VH	NT	6.88	0.003602	±2.5	PASS

Voltage							
Band	Channel	Voltage (Vdc)	Temperature (°C)	Deviation (Hz)	Deviation (ppm)	Limit (ppm)	Verdict
Band2	9262	VL	NT	2.07	0.001117	±2.5	PASS
Band2	9262	VN	NT	2.34	0.001263	±2.5	PASS
Band2	9262	VH	NT	1.93	0.001042	±2.5	PASS
Band2	9400	VL	NT	-0.35	-0.000186	±2.5	PASS
Band2	9400	VN	NT	-0.69	-0.000367	±2.5	PASS
Band2	9400	VH	NT	0.19	0.000101	±2.5	PASS
Band2	9538	VL	NT	-4.62	-0.002422	±2.5	PASS
Band2	9538	VN	NT	-4.21	-0.002207	±2.5	PASS
Band2	9538	VH	NT	-4.04	-0.002118	±2.5	PASS
Band4	1312	VL	NT	3.56	0.002079	±2.5	PASS
Band4	1312	VN	NT	2.79	0.001629	±2.5	PASS
Band4	1312	VH	NT	2.75	0.001606	±2.5	PASS
Band4	1413	VL	NT	0.74	0.000427	±2.5	PASS
Band4	1413	VN	NT	-0.10	-0.000058	±2.5	PASS
Band4	1413	VH	NT	0.85	0.000491	±2.5	PASS
Band4	1513	VL	NT	-3.60	-0.002054	±2.5	PASS
Band4	1513	VN	NT	-2.98	-0.001700	±2.5	PASS
Band4	1513	VH	NT	-3.38	-0.001929	±2.5	PASS
Band5	4132	VL	NT	0.54	0.000653	±2.5	PASS
Band5	4132	VN	NT	0.78	0.000944	±2.5	PASS
Band5	4132	VH	NT	0.58	0.000702	±2.5	PASS
Band5	4183	VL	NT	-0.03	-0.000036	±2.5	PASS
Band5	4183	VN	NT	-0.21	-0.000251	±2.5	PASS
Band5	4183	VH	NT	-0.11	-0.000131	±2.5	PASS
Band5	4233	VL	NT	-1.98	-0.002339	±2.5	PASS
Band5	4233	VN	NT	-1.10	-0.001299	±2.5	PASS
Band5	4233	VH	NT	-1.37	-0.001618	±2.5	PASS

CTC Laboratories, Inc.

1-2/F., Building 2, Jiaquan Building, Guanlan High-Tech Park, Shenzhen, Guangdong, China

Tel.: (86)755-27521059

Fax: (86)755-27521011

Http://www.sz-ctc.org.cn

中国国家认证认可监督管理委员会  
Certification and Accreditation Administration of the People's Republic of ChinaFor anti-fake verification, please visit the official website of Certification and Accreditation Administration of the People's Republic of China : [yz.cnca.cn](http://yz.cnca.cn)



Temperature								
Band	Channel	PCL	Voltage [Vdc]	Temperature (°C)	Deviation (Hz)	Deviation (ppm)	Limit (ppm)	Verdict
GPRS850	128	3	NV	0	16.47	0.019983	±2.5	PASS
GPRS850	128	3	NV	10	15.08	0.018297	±2.5	PASS
GPRS850	128	3	NV	20	16.08	0.019510	±2.5	PASS
GPRS850	128	3	NV	30	16.56	0.020092	±2.5	PASS
GPRS850	128	3	NV	40	15.30	0.018563	±2.5	PASS
GPRS850	128	3	NV	45	13.66	0.016574	±2.5	PASS
GPRS850	190	3	NV	0	14.37	0.017177	±2.5	PASS
GPRS850	190	3	NV	10	15.05	0.017989	±2.5	PASS
GPRS850	190	3	NV	20	13.72	0.016400	±2.5	PASS
GPRS850	190	3	NV	30	14.46	0.017284	±2.5	PASS
GPRS850	190	3	NV	40	14.04	0.016782	±2.5	PASS
GPRS850	190	3	NV	45	15.88	0.018982	±2.5	PASS
GPRS850	251	3	NV	0	14.30	0.016847	±2.5	PASS
GPRS850	251	3	NV	10	12.66	0.014915	±2.5	PASS
GPRS850	251	3	NV	20	11.91	0.014032	±2.5	PASS
GPRS850	251	3	NV	30	13.08	0.015410	±2.5	PASS
GPRS850	251	3	NV	40	13.79	0.016246	±2.5	PASS
GPRS850	251	3	NV	45	12.59	0.014833	±2.5	PASS
EGPRS850	128	8	NV	0	14.08	0.017083	±2.5	PASS
EGPRS850	128	8	NV	10	17.79	0.021585	±2.5	PASS
EGPRS850	128	8	NV	20	15.27	0.018527	±2.5	PASS
EGPRS850	128	8	NV	30	17.21	0.020881	±2.5	PASS
EGPRS850	128	8	NV	40	17.40	0.021111	±2.5	PASS
EGPRS850	128	8	NV	45	14.88	0.018054	±2.5	PASS
EGPRS850	190	8	NV	0	11.36	0.013579	±2.5	PASS
EGPRS850	190	8	NV	10	9.78	0.011690	±2.5	PASS
EGPRS850	190	8	NV	20	12.40	0.014822	±2.5	PASS
EGPRS850	190	8	NV	30	13.01	0.015551	±2.5	PASS
EGPRS850	190	8	NV	40	12.53	0.014977	±2.5	PASS
EGPRS850	190	8	NV	45	10.01	0.011965	±2.5	PASS
EGPRS850	251	8	NV	0	12.14	0.014303	±2.5	PASS
EGPRS850	251	8	NV	10	14.53	0.017118	±2.5	PASS
EGPRS850	251	8	NV	20	14.92	0.017578	±2.5	PASS
EGPRS850	251	8	NV	30	13.17	0.015516	±2.5	PASS
EGPRS850	251	8	NV	40	12.69	0.014951	±2.5	PASS
EGPRS850	251	8	NV	45	10.20	0.012017	±2.5	PASS
GPRS1900	512	0	NV	0	-2.87	-0.001551	±2.5	PASS
GPRS1900	512	0	NV	10	-5.13	-0.002773	±2.5	PASS
GPRS1900	512	0	NV	20	-4.07	-0.002200	±2.5	PASS
GPRS1900	512	0	NV	30	-3.91	-0.002113	±2.5	PASS

CTC Laboratories, Inc.

1-2/F., Building 2, Jiaquan Building, Guanlan High-Tech Park, Shenzhen, Guangdong, China

Tel.: (86)755-27521059

Fax: (86)755-27521011

Http://www.sz-ctc.org.cn

For anti-fake verification, please visit the official website of Certification and Accreditation Administration of the People's Republic of China: [yz.cnca.cn](http://yz.cnca.cn)



GPRS1900	512	0	NV	40	-6.36	-0.003437	±2.5	PASS
GPRS1900	512	0	NV	45	-2.81	-0.001519	±2.5	PASS
GPRS1900	661	0	NV	0	-2.10	-0.001117	±2.5	PASS
GPRS1900	661	0	NV	10	-5.26	-0.002798	±2.5	PASS
GPRS1900	661	0	NV	20	-5.07	-0.002697	±2.5	PASS
GPRS1900	661	0	NV	30	-2.03	-0.001080	±2.5	PASS
GPRS1900	661	0	NV	40	-2.97	-0.001580	±2.5	PASS
GPRS1900	661	0	NV	45	-4.58	-0.002436	±2.5	PASS
GPRS1900	810	0	NV	0	-3.62	-0.001895	±2.5	PASS
GPRS1900	810	0	NV	10	-4.97	-0.002602	±2.5	PASS
GPRS1900	810	0	NV	20	-1.55	-0.000812	±2.5	PASS
GPRS1900	810	0	NV	30	-3.75	-0.001964	±2.5	PASS
GPRS1900	810	0	NV	40	-1.42	-0.000744	±2.5	PASS
GPRS1900	810	0	NV	45	-3.71	-0.001943	±2.5	PASS
EGPRS1900	512	2	NV	0	13.24	0.007156	±2.5	PASS
EGPRS1900	512	2	NV	10	8.36	0.004518	±2.5	PASS
EGPRS1900	512	2	NV	20	8.39	0.004535	±2.5	PASS
EGPRS1900	512	2	NV	30	9.72	0.005253	±2.5	PASS
EGPRS1900	512	2	NV	40	11.75	0.006351	±2.5	PASS
EGPRS1900	512	2	NV	45	8.85	0.004783	±2.5	PASS
EGPRS1900	661	2	NV	0	12.11	0.006441	±2.5	PASS
EGPRS1900	661	2	NV	10	6.13	0.003261	±2.5	PASS
EGPRS1900	661	2	NV	20	9.72	0.005170	±2.5	PASS
EGPRS1900	661	2	NV	30	8.81	0.004686	±2.5	PASS
EGPRS1900	661	2	NV	40	6.36	0.003383	±2.5	PASS
EGPRS1900	661	2	NV	45	15.46	0.008223	±2.5	PASS
EGPRS1900	810	2	NV	0	3.87	0.002026	±2.5	PASS
EGPRS1900	810	2	NV	10	5.10	0.002670	±2.5	PASS
EGPRS1900	810	2	NV	20	2.84	0.001487	±2.5	PASS
EGPRS1900	810	2	NV	30	7.85	0.004110	±2.5	PASS
EGPRS1900	810	2	NV	40	11.69	0.006121	±2.5	PASS
EGPRS1900	810	2	NV	45	4.55	0.002382	±2.5	PASS

Temperature							
Band	Channel	Voltage (Vdc)	Temperature (°C)	Deviation (Hz)	Deviation (ppm)	Limit (ppm)	Verdict
Band2	9262	NV	0	1.51	0.000815	±2.5	PASS
Band2	9262	NV	10	2.62	0.001414	±2.5	PASS
Band2	9262	NV	20	3.15	0.001700	±2.5	PASS
Band2	9262	NV	30	2.32	0.001252	±2.5	PASS
Band2	9262	NV	40	2.50	0.001350	±2.5	PASS
Band2	9262	NV	45	1.27	0.000686	±2.5	PASS
Band2	9400	NV	0	-0.77	-0.000410	±2.5	PASS
Band2	9400	NV	10	-1.54	-0.000819	±2.5	PASS







Band2	9400	NV	20	-1.02	-0.000543	±2.5	PASS
Band2	9400	NV	30	-0.81	-0.000431	±2.5	PASS
Band2	9400	NV	40	-0.06	-0.000032	±2.5	PASS
Band2	9400	NV	45	0.55	0.000293	±2.5	PASS
Band2	9538	NV	0	-3.65	-0.001913	±2.5	PASS
Band2	9538	NV	10	-2.98	-0.001562	±2.5	PASS
Band2	9538	NV	20	-3.55	-0.001861	±2.5	PASS
Band2	9538	NV	30	-4.27	-0.002238	±2.5	PASS
Band2	9538	NV	40	-4.58	-0.002401	±2.5	PASS
Band2	9538	NV	45	-4.09	-0.002144	±2.5	PASS
Band4	1312	NV	0	4.18	0.002441	±2.5	PASS
Band4	1312	NV	10	3.14	0.001834	±2.5	PASS
Band4	1312	NV	20	4.43	0.002587	±2.5	PASS
Band4	1312	NV	30	3.98	0.002324	±2.5	PASS
Band4	1312	NV	40	3.57	0.002085	±2.5	PASS
Band4	1312	NV	45	4.00	0.002336	±2.5	PASS
Band4	1413	NV	0	0.92	0.000531	±2.5	PASS
Band4	1413	NV	10	0.31	0.000179	±2.5	PASS
Band4	1413	NV	20	0.33	0.000190	±2.5	PASS
Band4	1413	NV	30	-0.15	-0.000087	±2.5	PASS
Band4	1413	NV	40	0.00	0.000000	±2.5	PASS
Band4	1413	NV	45	-0.34	-0.000196	±2.5	PASS
Band4	1513	NV	0	-3.73	-0.002128	±2.5	PASS
Band4	1513	NV	10	-2.76	-0.001575	±2.5	PASS
Band4	1513	NV	20	-2.90	-0.001655	±2.5	PASS
Band4	1513	NV	30	-3.44	-0.001963	±2.5	PASS
Band4	1513	NV	40	-3.50	-0.001997	±2.5	PASS
Band4	1513	NV	45	-3.02	-0.001723	±2.5	PASS
Band5	4132	NV	0	0.53	0.000641	±2.5	PASS
Band5	4132	NV	10	0.44	0.000532	±2.5	PASS
Band5	4132	NV	20	0.87	0.001053	±2.5	PASS
Band5	4132	NV	30	0.65	0.000787	±2.5	PASS
Band5	4132	NV	40	1.14	0.001379	±2.5	PASS
Band5	4132	NV	45	0.80	0.000968	±2.5	PASS
Band5	4183	NV	0	-0.17	-0.000203	±2.5	PASS
Band5	4183	NV	10	-0.11	-0.000131	±2.5	PASS
Band5	4183	NV	20	-0.12	-0.000143	±2.5	PASS
Band5	4183	NV	30	0.08	0.000096	±2.5	PASS
Band5	4183	NV	40	0.07	0.000084	±2.5	PASS
Band5	4183	NV	45	0.01	0.000012	±2.5	PASS
Band5	4233	NV	0	-1.72	-0.002032	±2.5	PASS
Band5	4233	NV	10	-1.46	-0.001725	±2.5	PASS
Band5	4233	NV	20	-1.51	-0.001784	±2.5	PASS

CTC Laboratories, Inc.

1-2/F., Building 2, Jiaquan Building, Guanlan High-Tech Park, Shenzhen, Guangdong, China

Tel.: (86)755-27521059

Fax: (86)755-27521011

Http://www.sz-ctc.org.cn

中国国家认证认可监督管理委员会  
Certification and Accreditation Administration of the People's Republic of ChinaFor anti-fake verification, please visit the official website of Certification and Accreditation Administration of the People's Republic of China : [yz.cnca.cn](http://yz.cnca.cn)



Band5	4233	NV	30	-1.27	-0.001500	±2.5	PASS
Band5	4233	NV	40	-1.61	-0.001902	±2.5	PASS
Band5	4233	NV	45	-1.60	-0.001890	±2.5	PASS

\*\*\*\*\*THE END\*\*\*\*\*