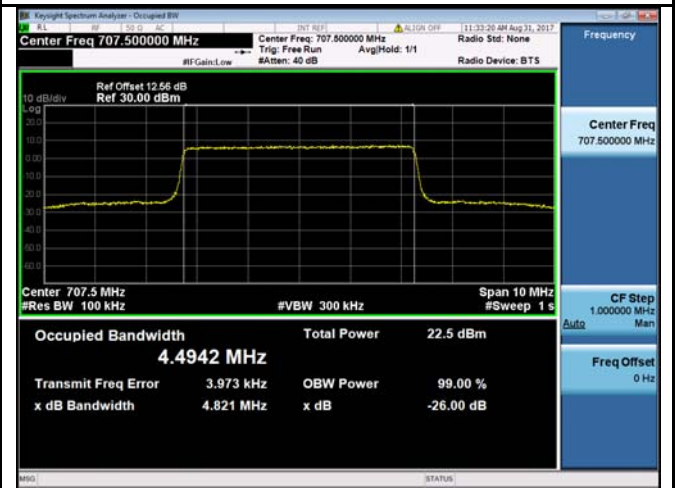
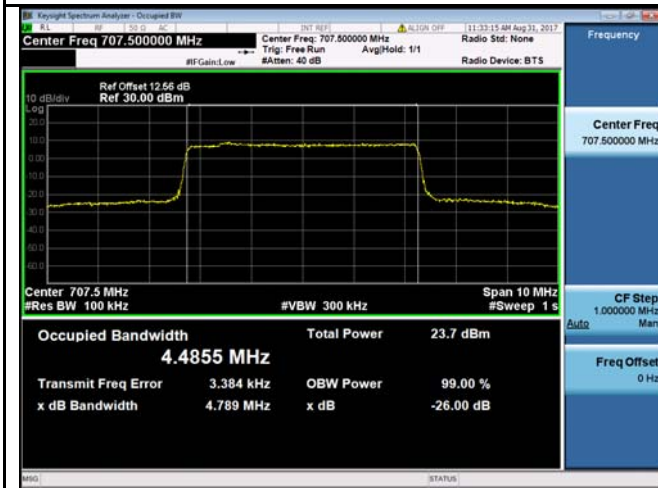


LTE band 12 - Low CH QPSK-5

LTE band 12 - Low CH 16QAM-5



LTE band 12 - Middle CH QPSK-5

LTE band 12 - Middle CH 16QAM-15



LTE band 12 - High CH QPSK-5

LTE band 7 - High CH 16QAM-5



LTE band 12 - Low CH QPSK-10



LTE band 12 - Low CH 16QAM-10



LTE band 12 - Middle CH QPSK-10



LTE band 12 - Middle CH 16QAM-10

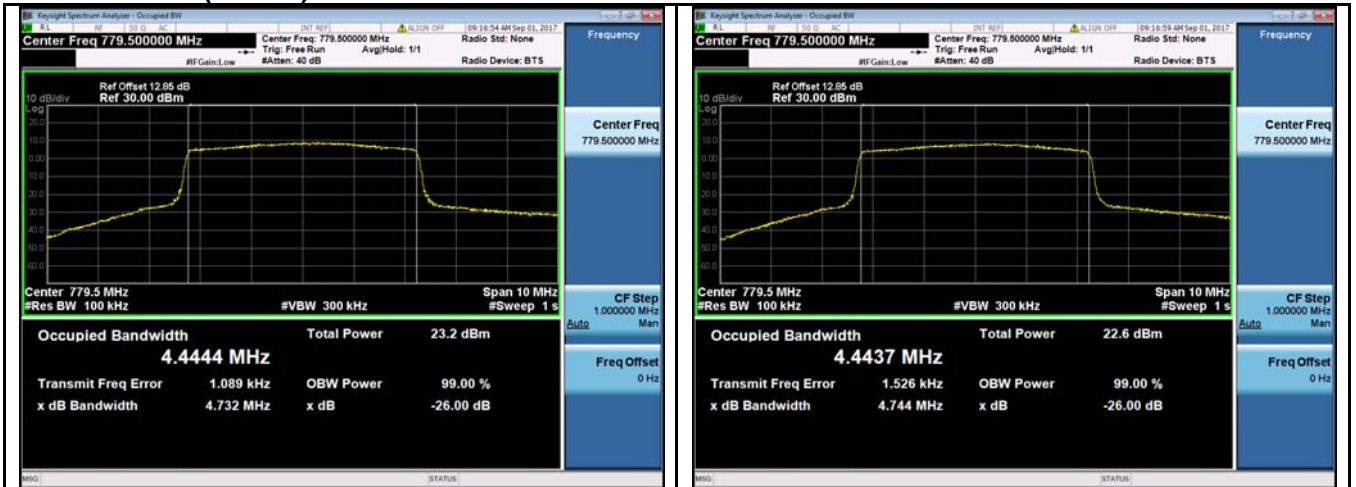


LTE band 12 - High CH QPSK-10



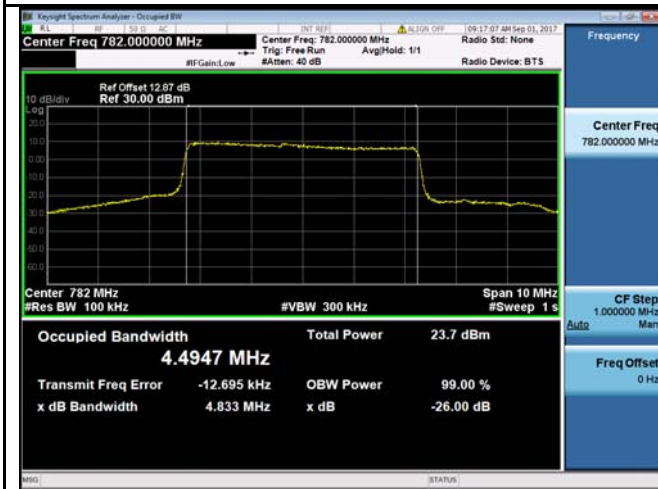
LTE band 12 - High CH 16QAM-10

LTE Band 13 (Part 27)



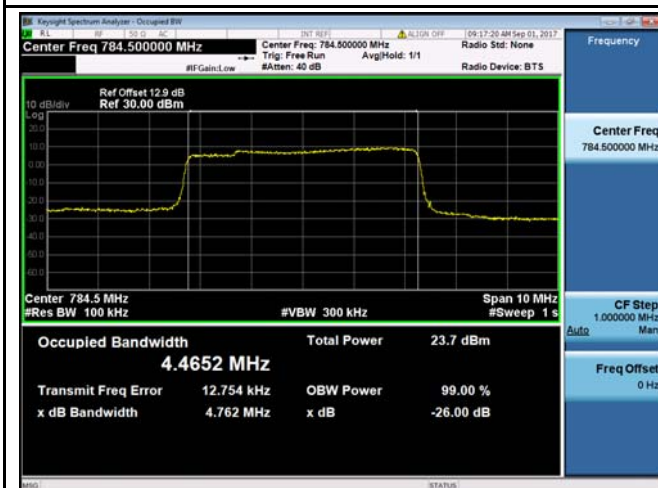
LTE band 13 - Low CH QPSK-5

LTE band 13 - Low CH 16QAM-5



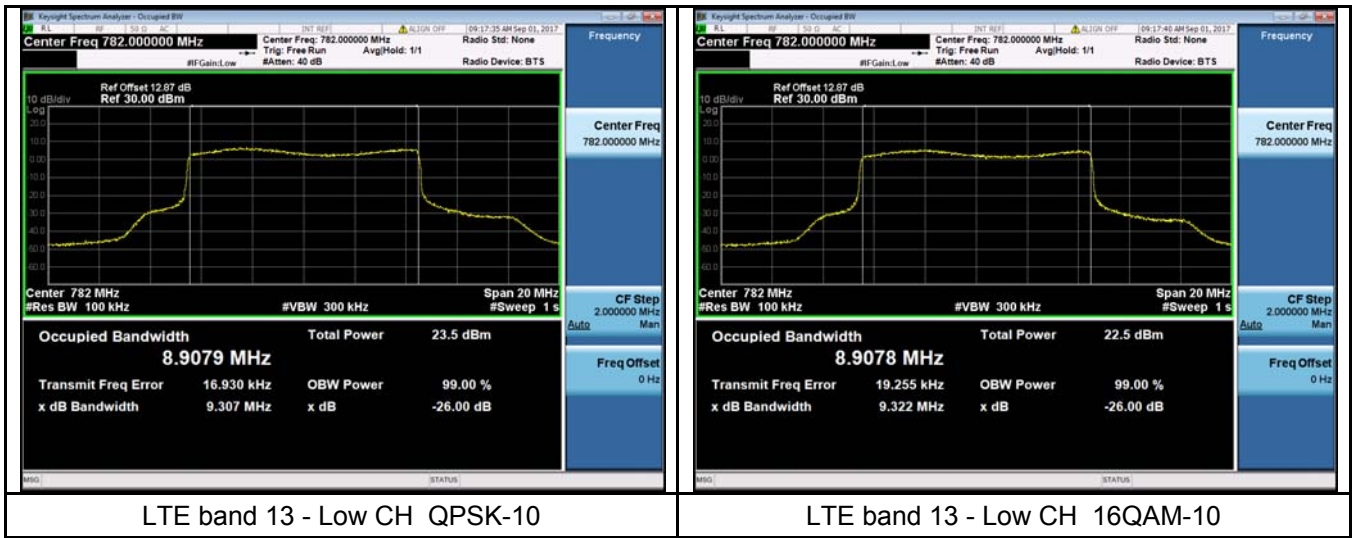
LTE band 13 - Middle CH QPSK-5

LTE band 13 - Middle CH 16QAM-5



LTE band 13 - High CH QPSK-5

LTE band 13 - High CH 16QAM-5

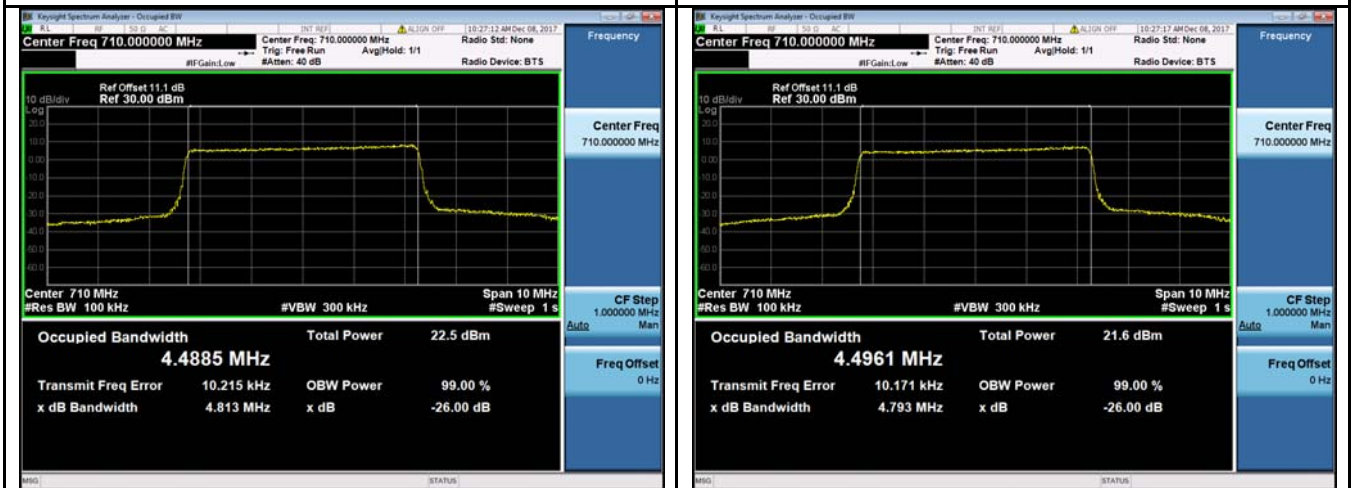


LTE Band 17 (Part 27)



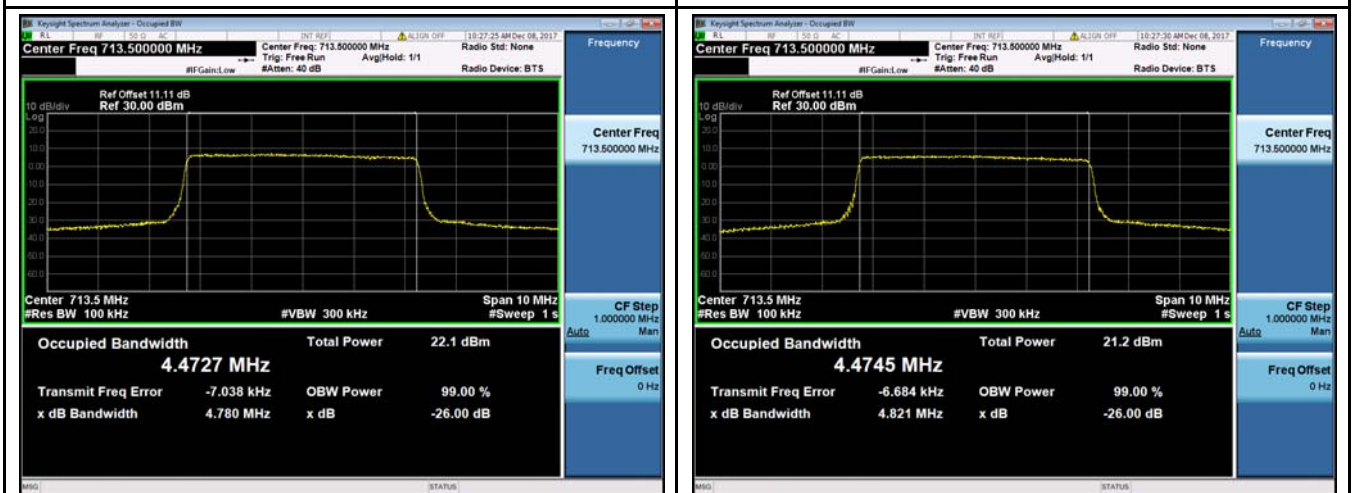
LTE band 17 - Low CH QPSK-5

LTE band 17 - Low CH 16QAM-5



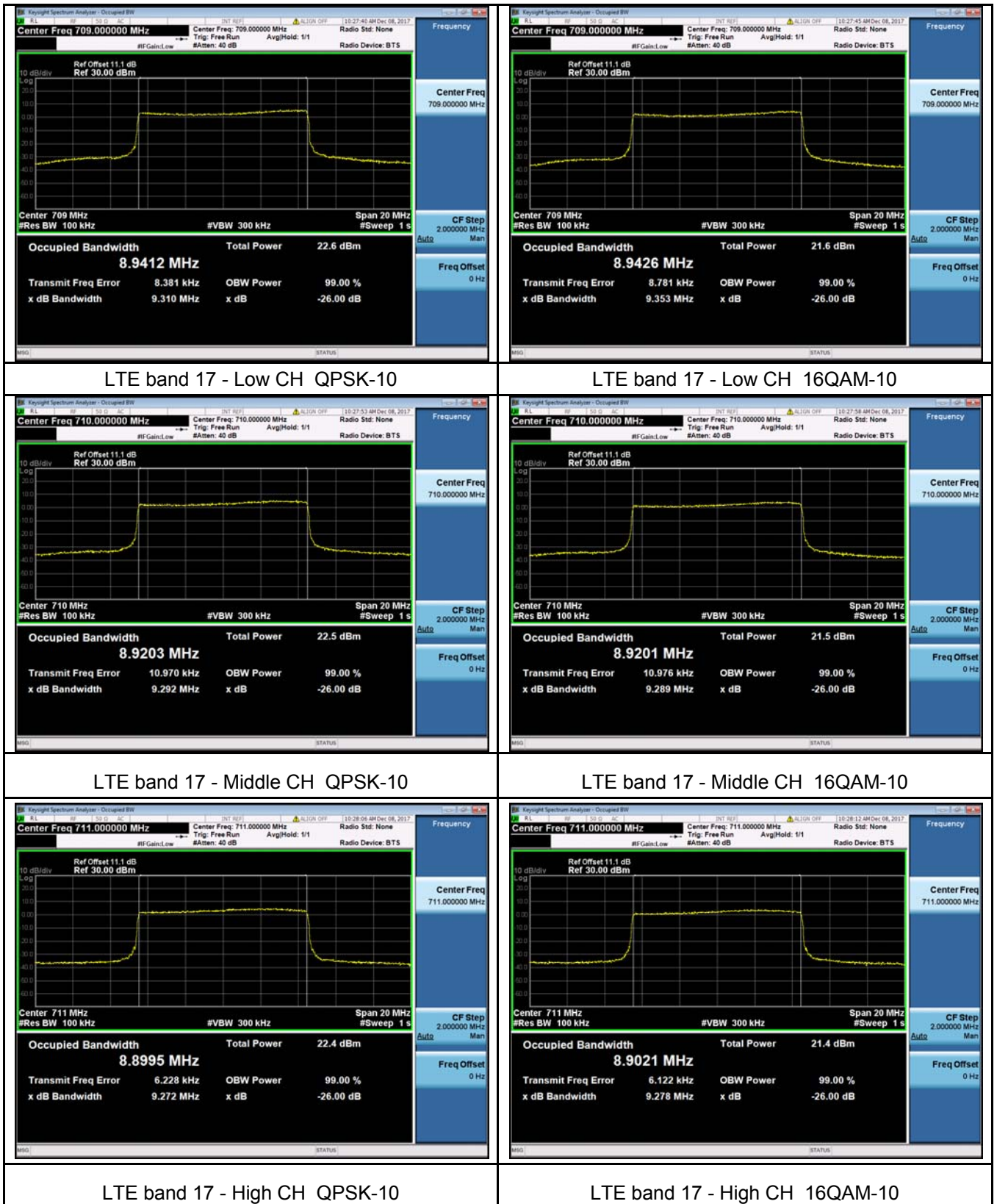
LTE band 17 - Middle CH QPSK-5

LTE band 17 - Middle CH 16QAM-5

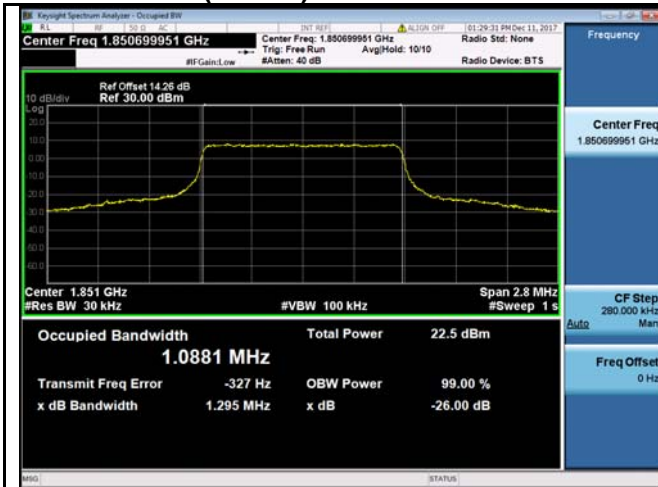


LTE band 17 - High CH QPSK-5

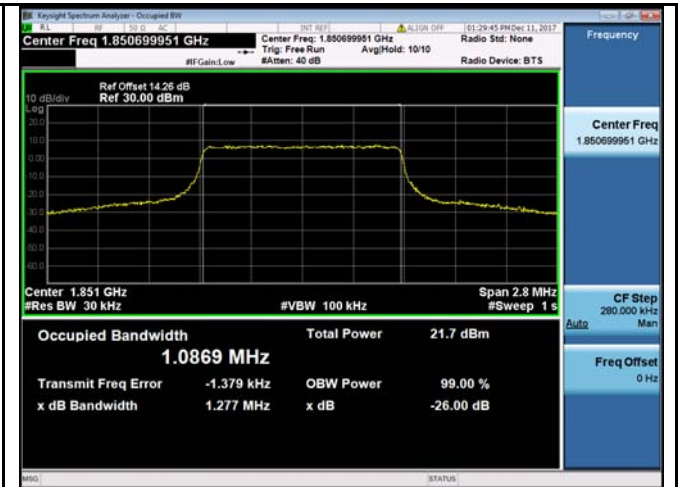
LTE band 17 - High CH 16QAM-5



LTE Band 25 (Part 27)



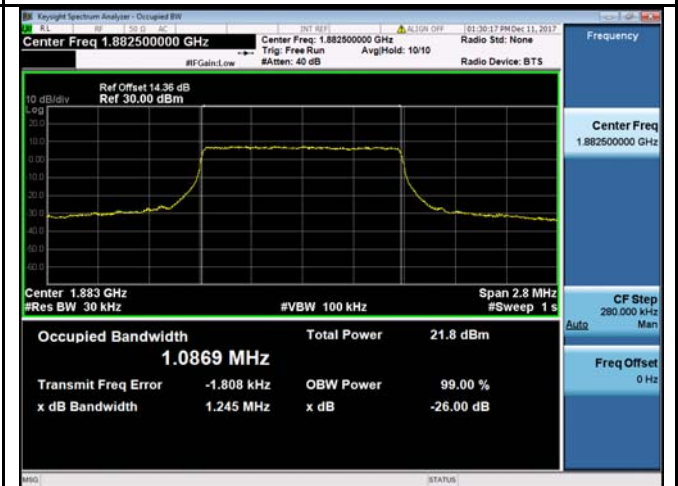
LTE band 25 - Low CH QPSK-1.4



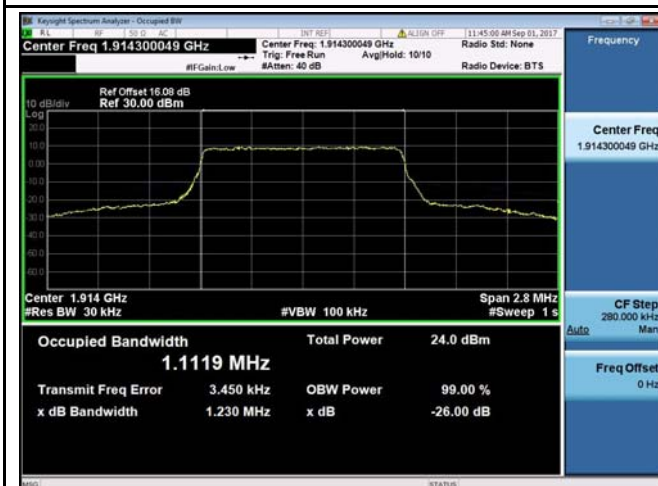
LTE band 25 - Low CH 16QAM-1.4



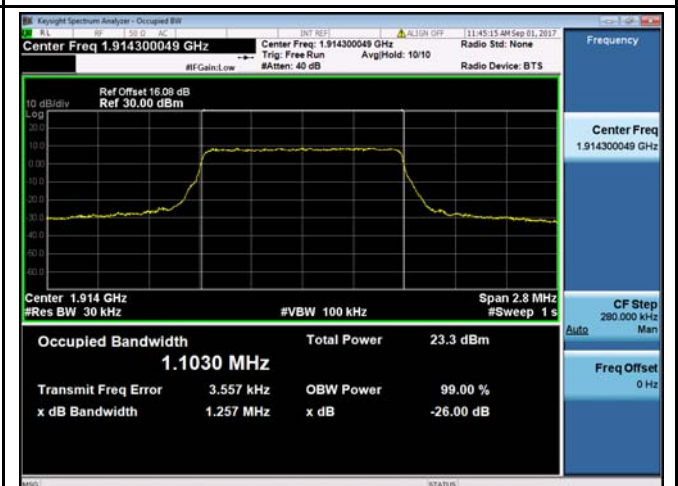
LTE band 25 - Middle CH QPSK-1.4



LTE band 25 - Middle CH 16QAM-1.4



LTE band 25 - High CH QPSK-1.4

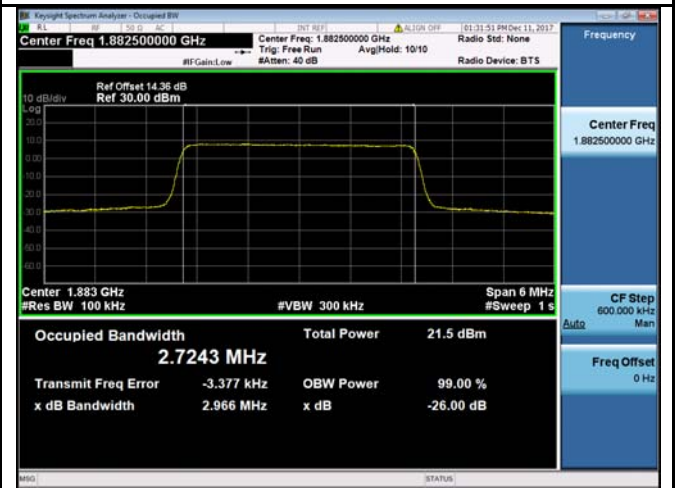
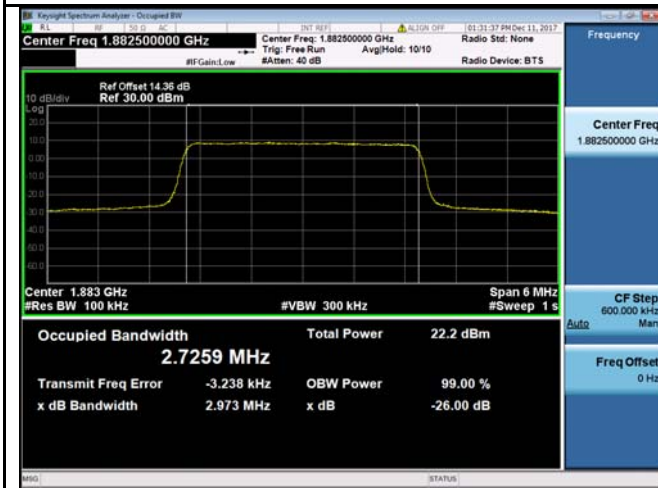


LTE band 25 - High CH 16QAM-1.4



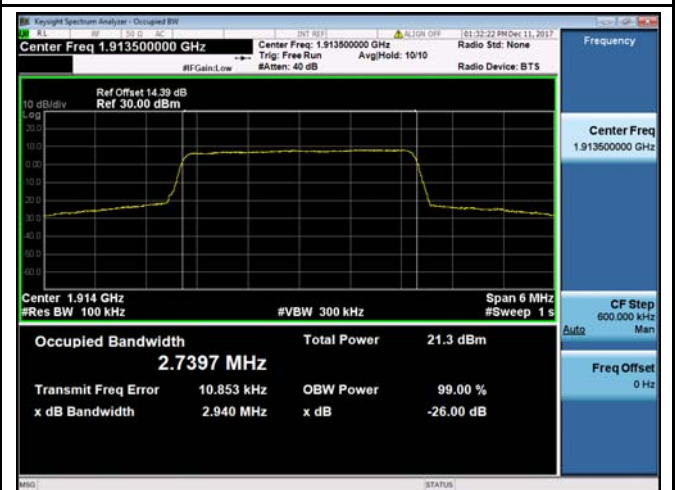
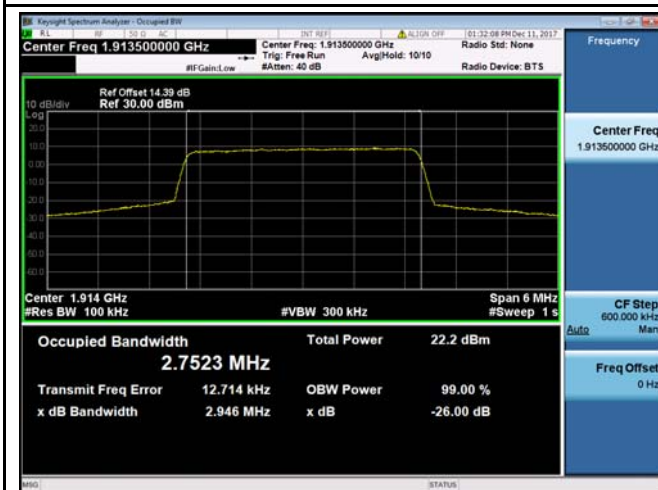
LTE band 25 - Low CH QPSK-3

LTE band 25 - Low CH 16QAM-3



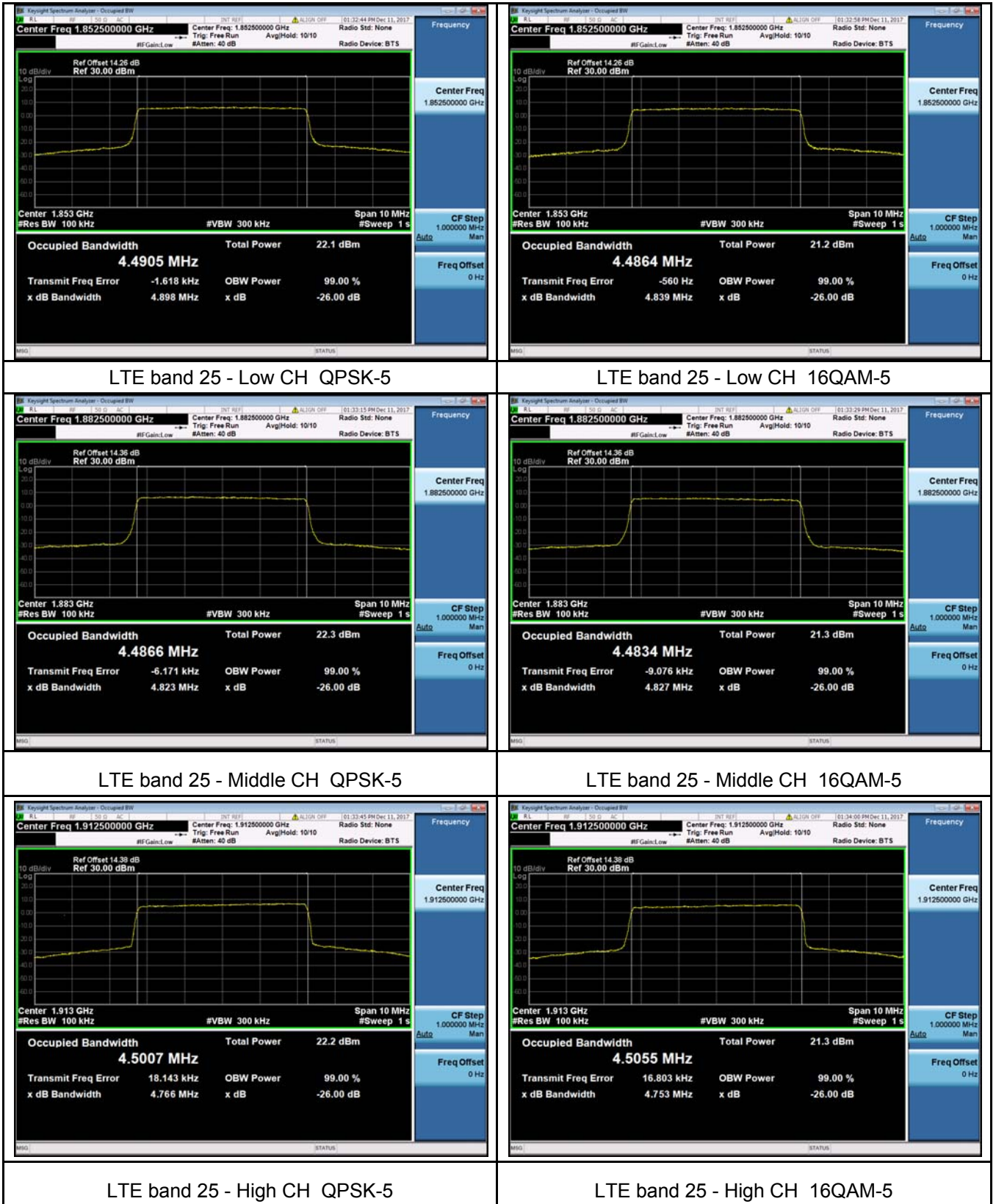
LTE band 25 - Middle CH QPSK-3

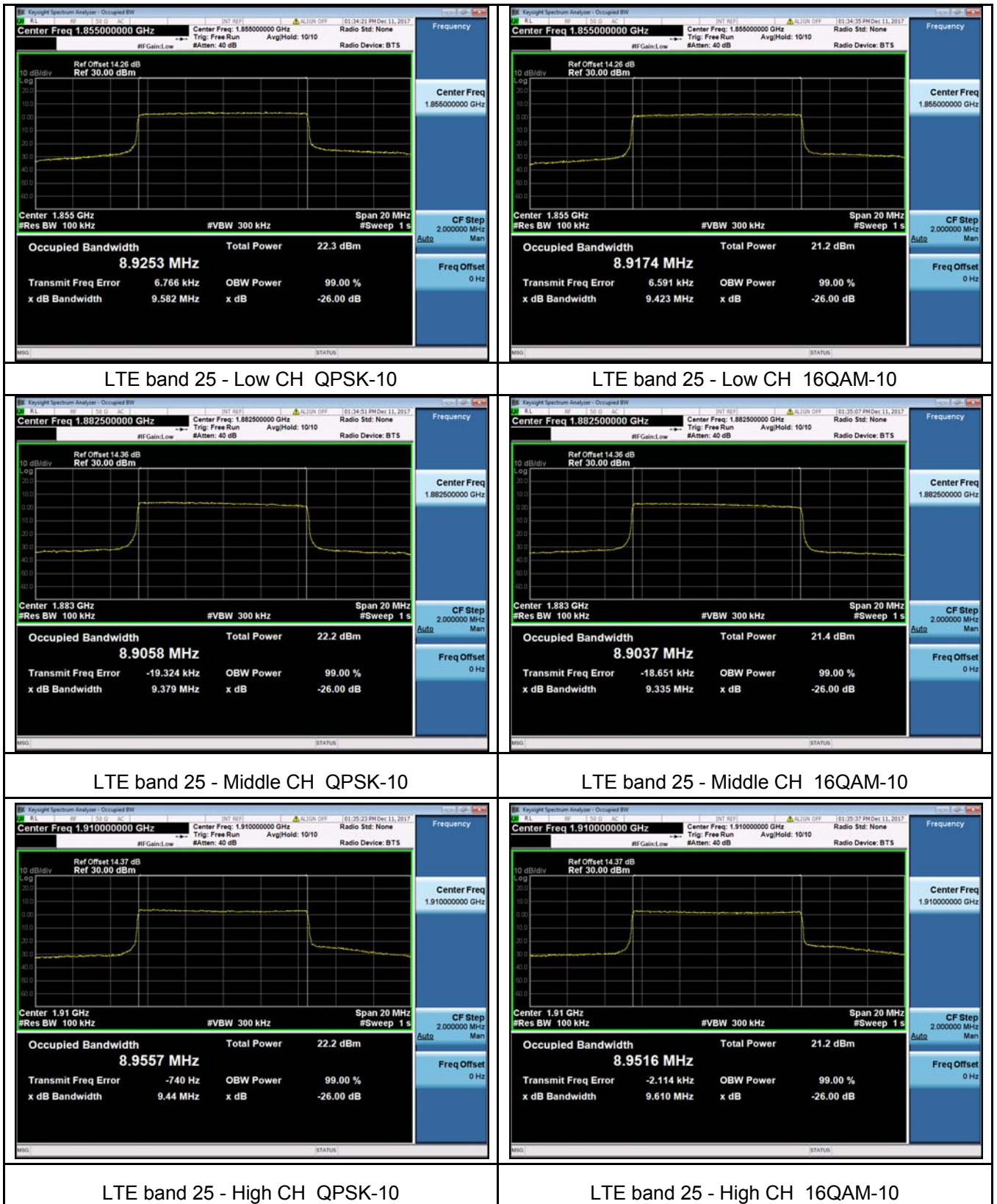
LTE band 25 - Middle CH 16QAM-3

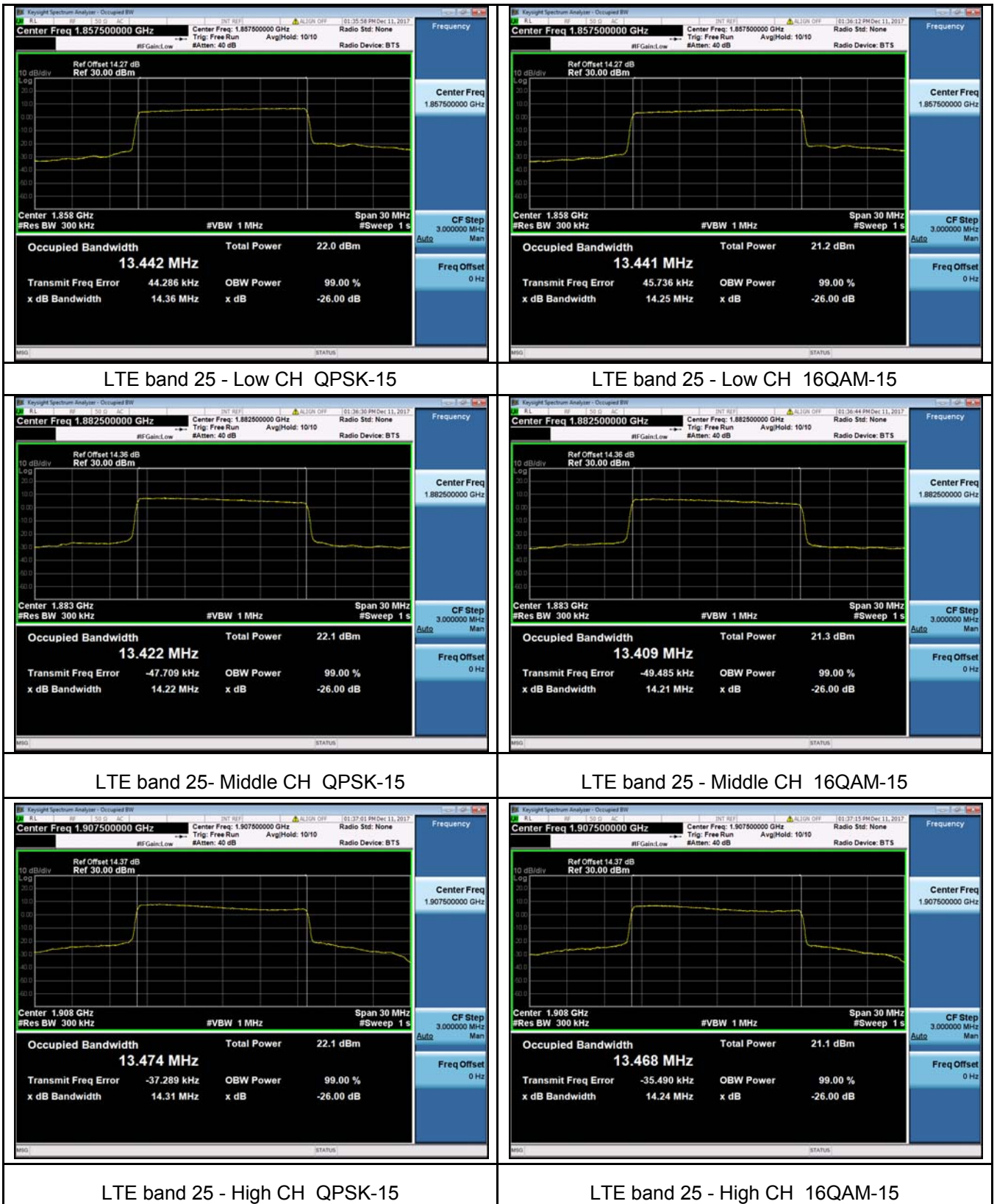


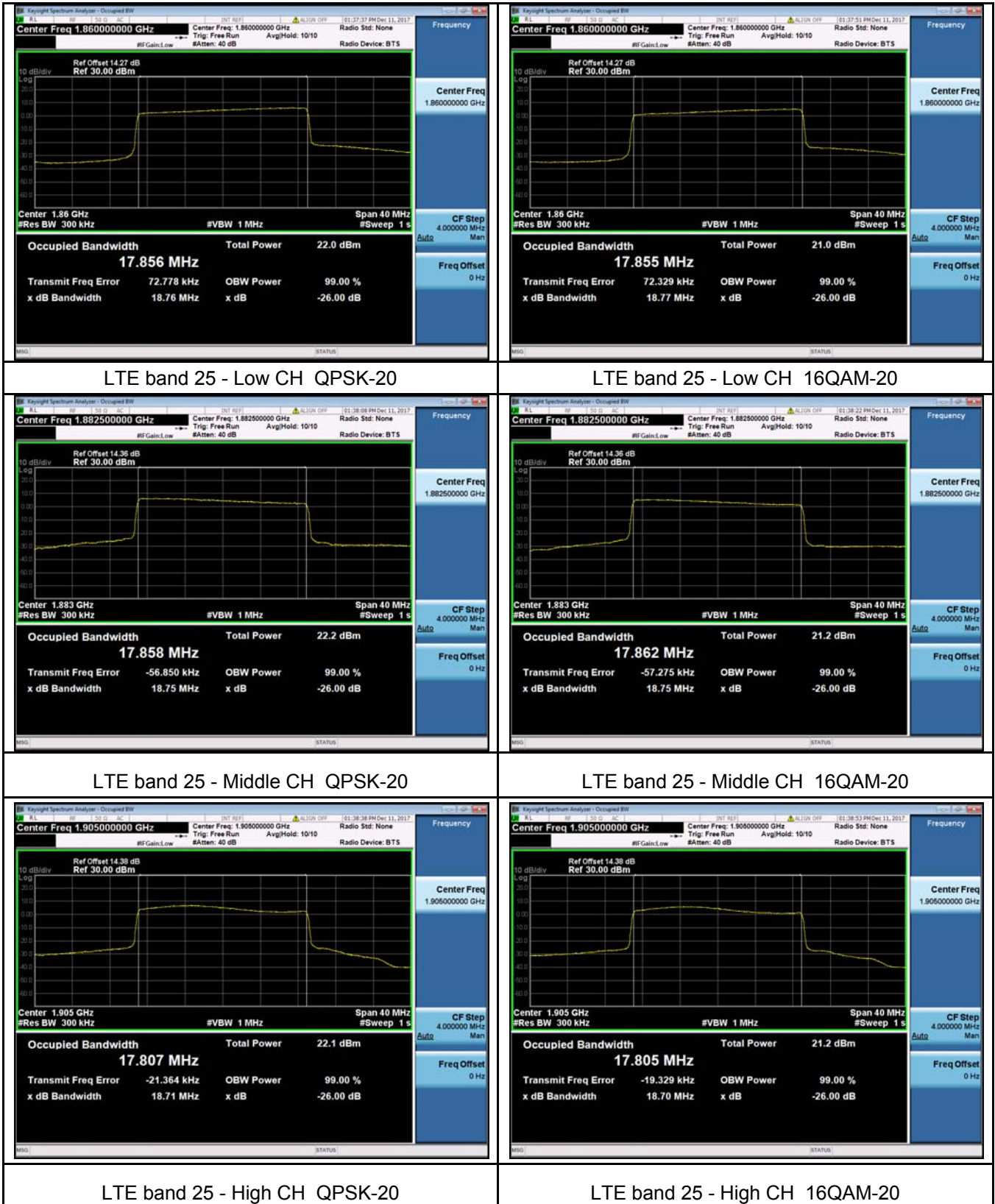
LTE band 25 - High CH QPSK-3

LTE band 25 - High CH 16QAM-3









**LTE Band 26 (Remark: Uplink: 814-824MHz is for FCC Part 90; 824-849MHz is for FCC Part 22)
Part 90:**



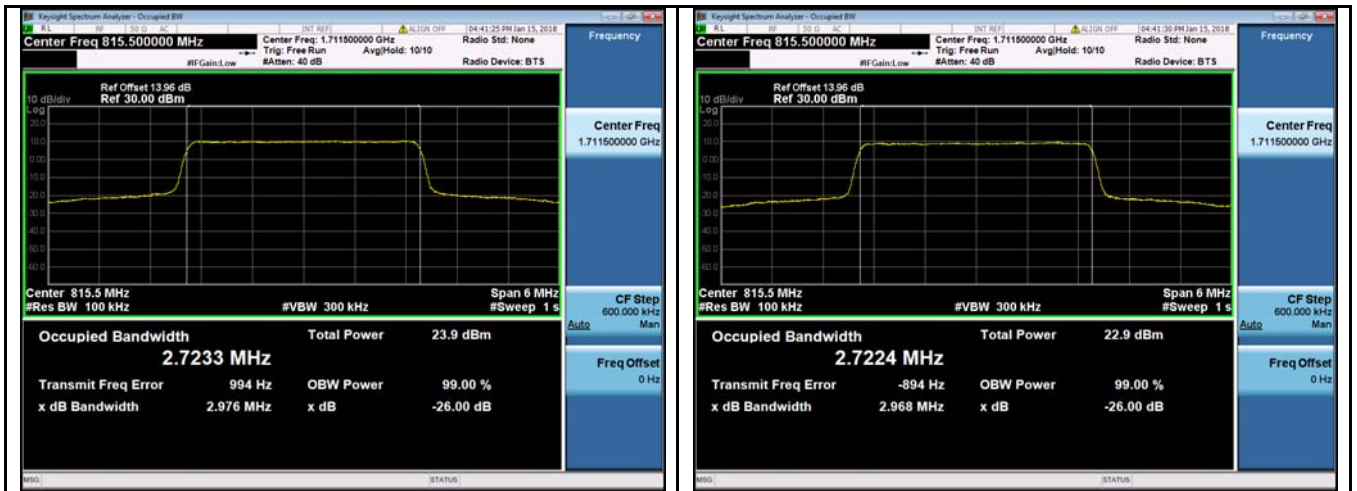
LTE band 26 - Low CH QPSK-1.4

LTE band 26 - Low CH 16QAM-1.4



LTE band 26 - Middle CH QPSK-1.4

LTE band 26 - Middle CH 16QAM-1.4



LTE band 26 - Low CH QPSK-3

LTE band 26 - Low CH 16QAM-3



LTE band 26 - Middle CH QPSK-3

LTE band 26 - Middle CH 16QAM-3



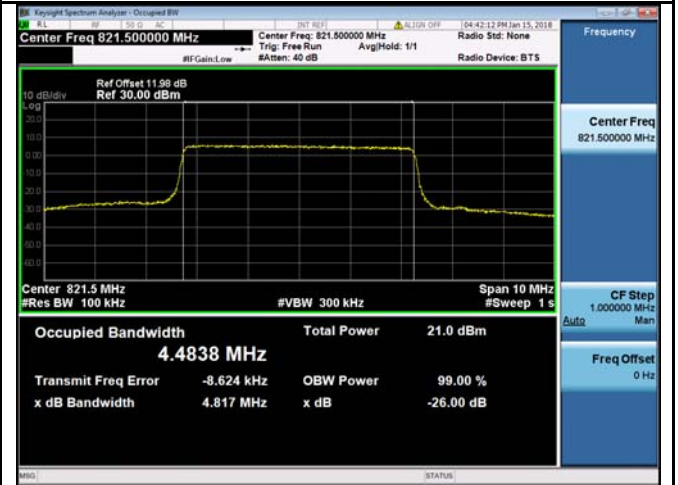
LTE band 26 - Low CH QPSK-5



LTE band 26 - Low CH 16QAM-5



LTE band 26 - Middle CH QPSK-5



LTE band 26 - Middle CH 16QAM-5

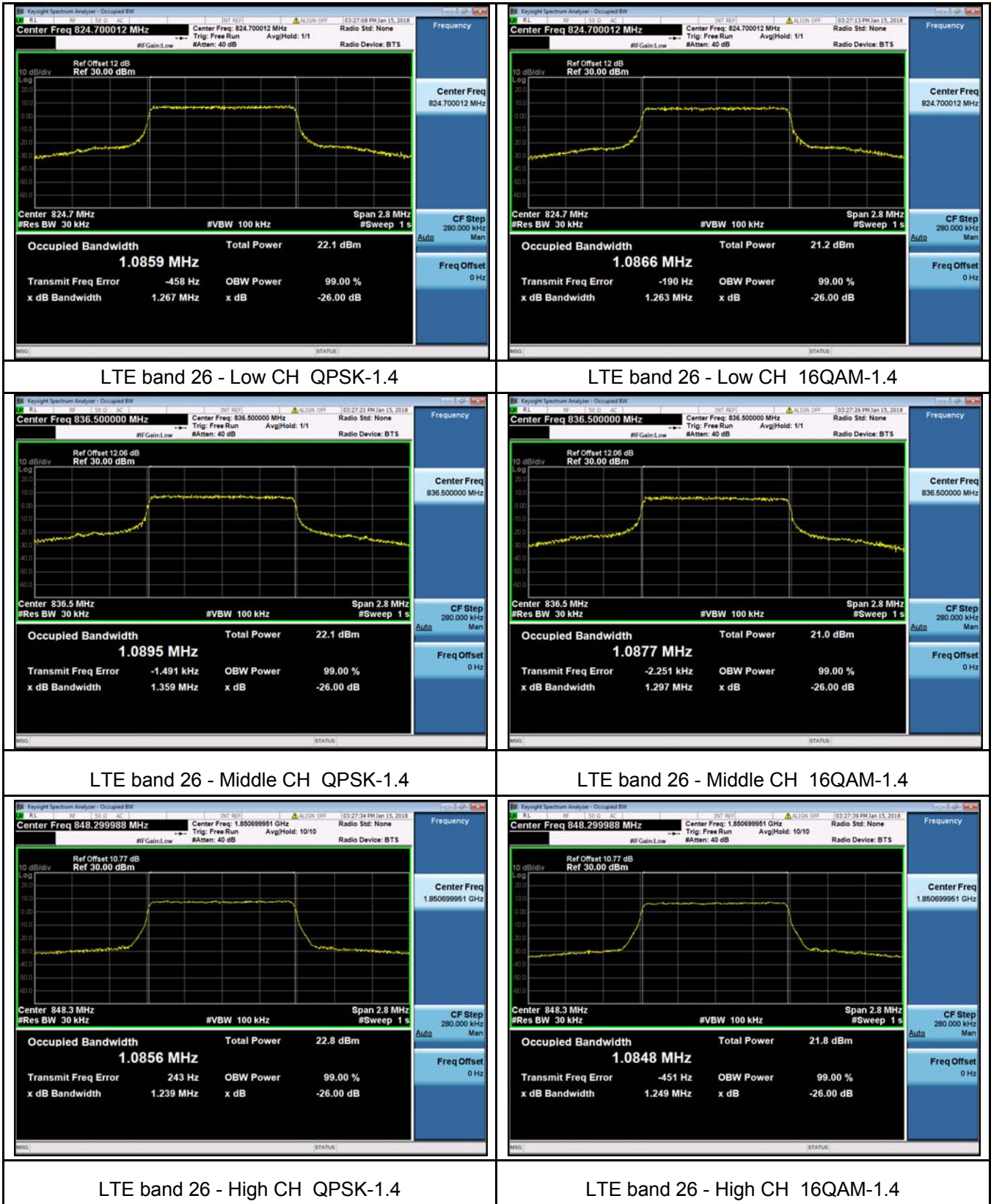


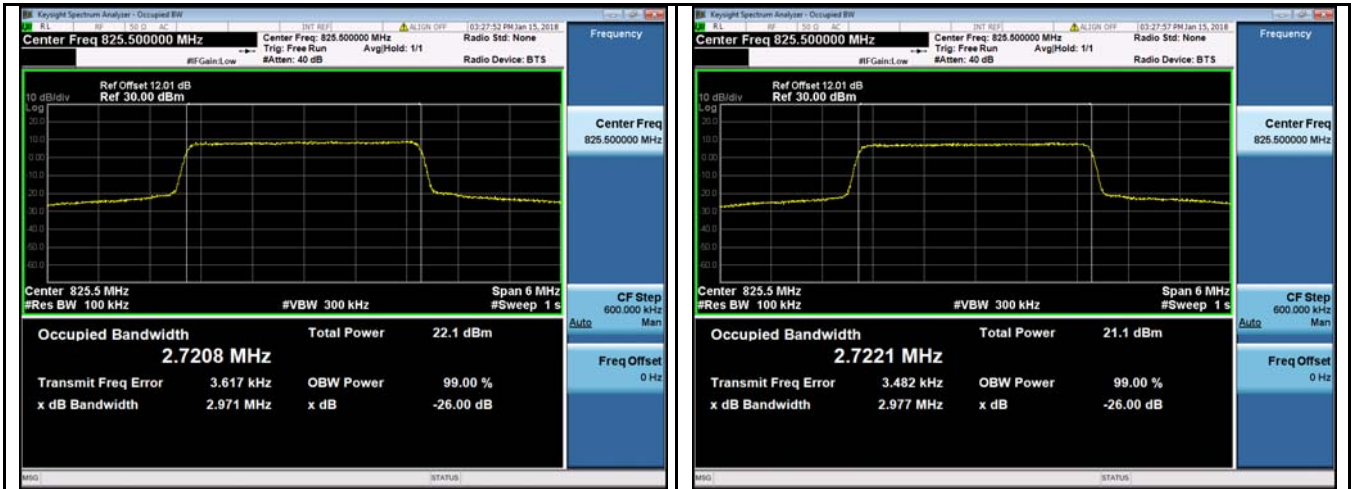
LTE band 26 - Middle CH QPSK-10



LTE band 26 - Middle CH 16QAM-10

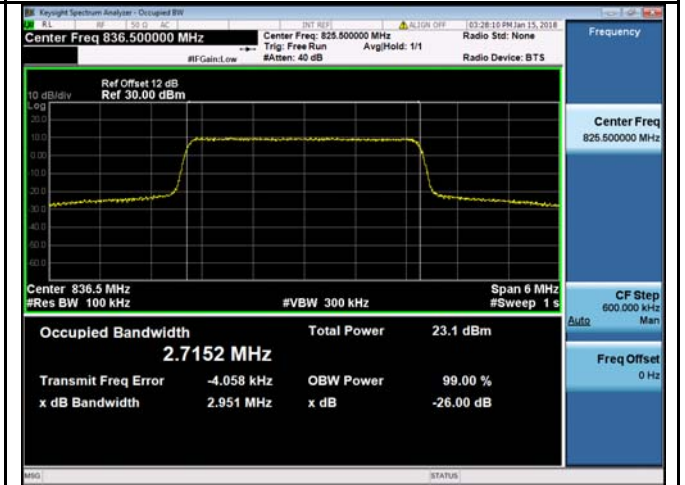
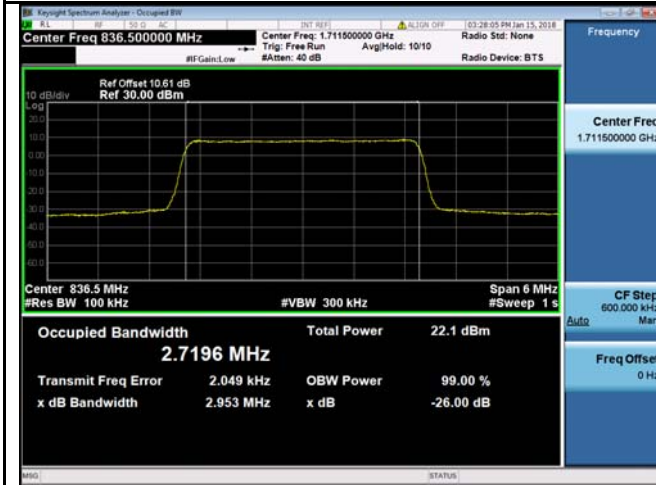
Part 22:





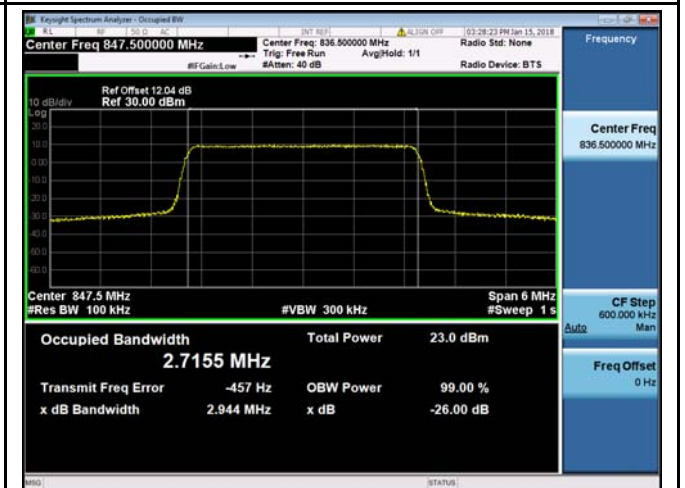
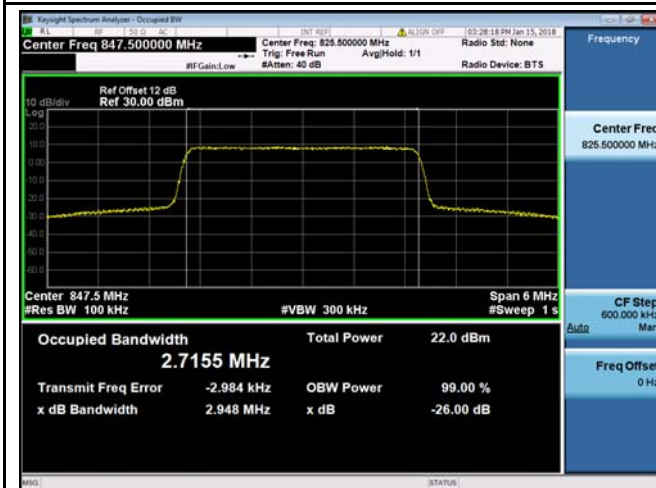
LTE band 26 - Low CH QPSK-3

LTE band 26 - Low CH 16QAM-3



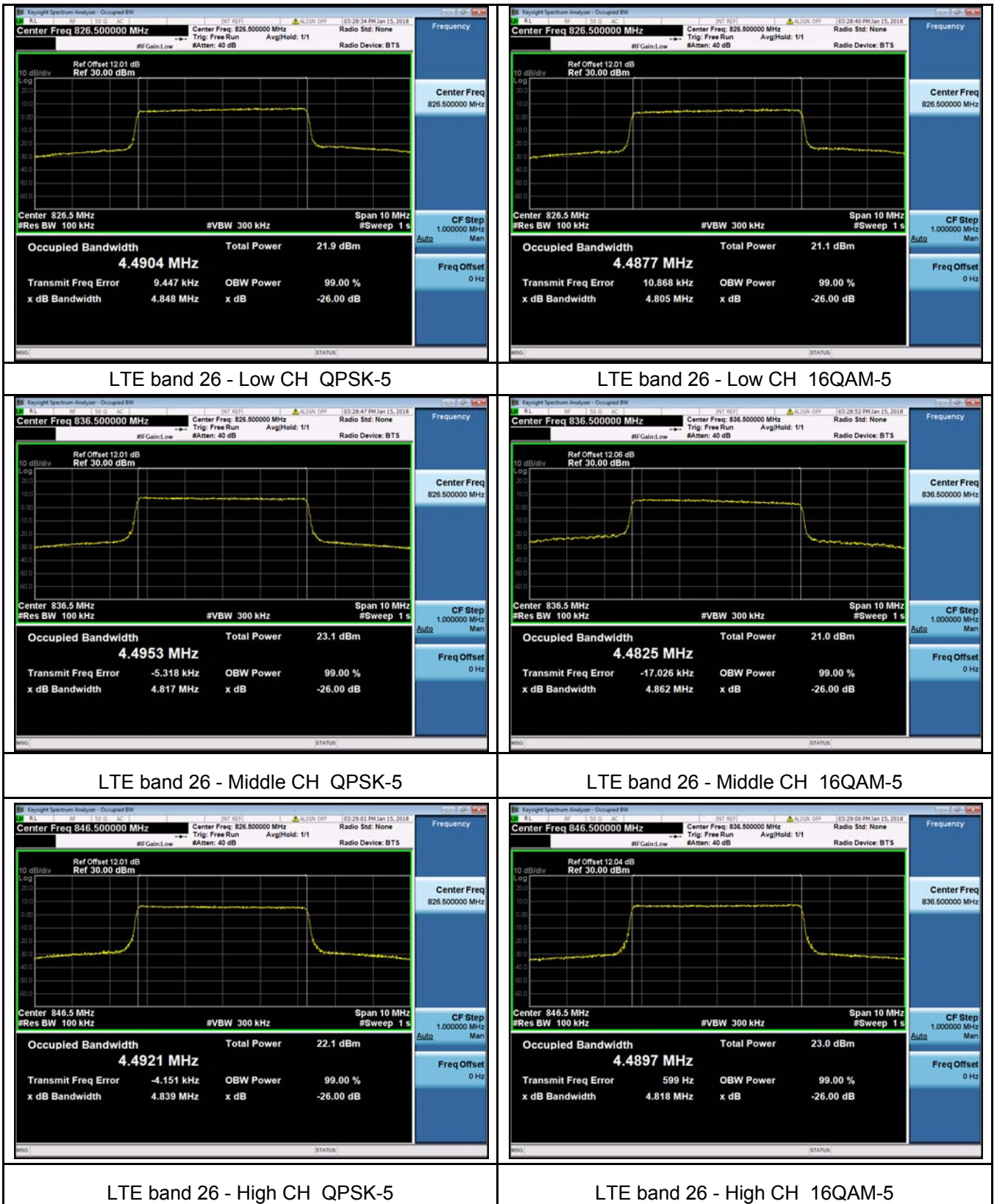
LTE band 26 - Middle CH QPSK-3

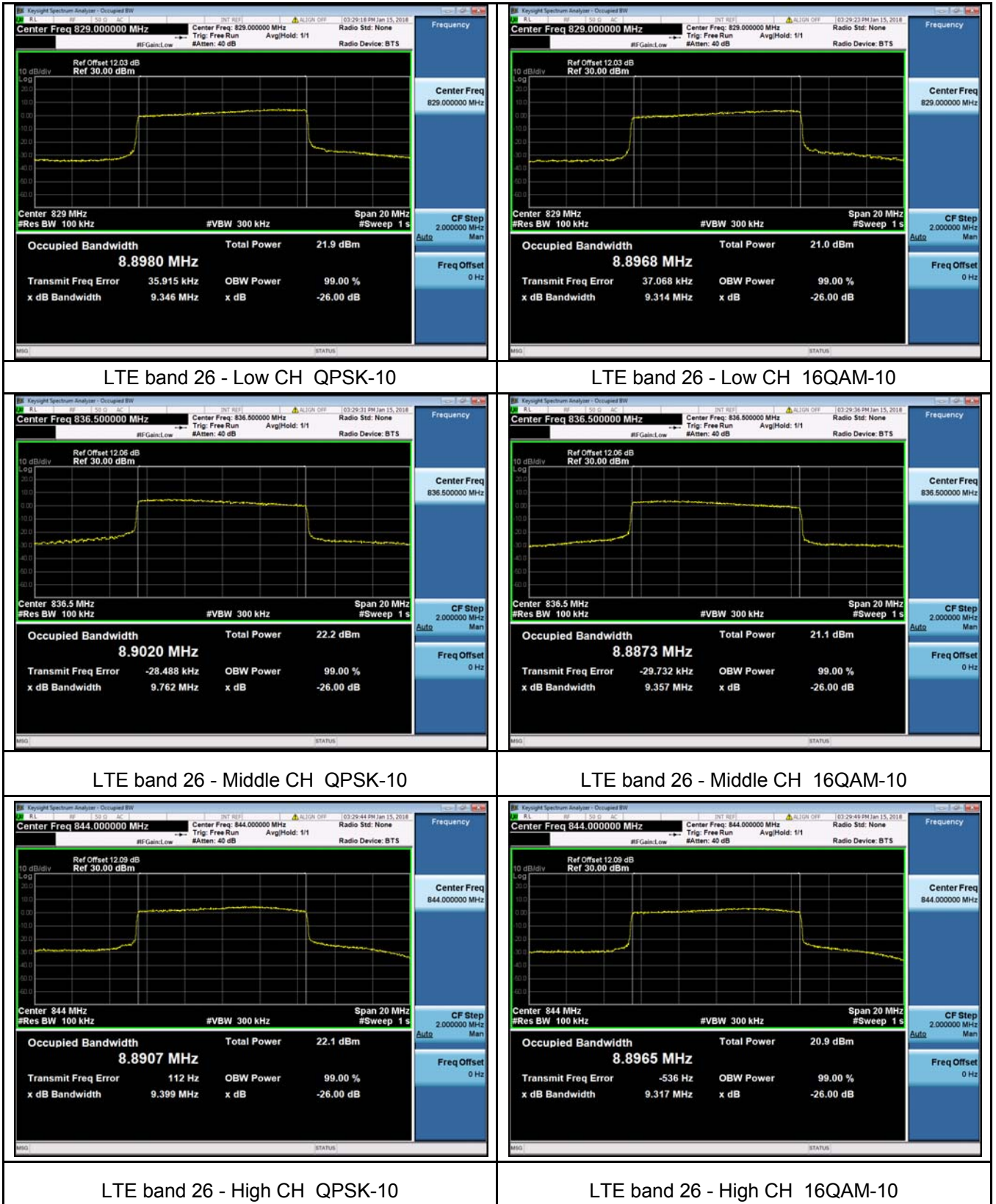
LTE band 26 - Middle CH 16QAM-3



LTE band 26 - High CH QPSK-3

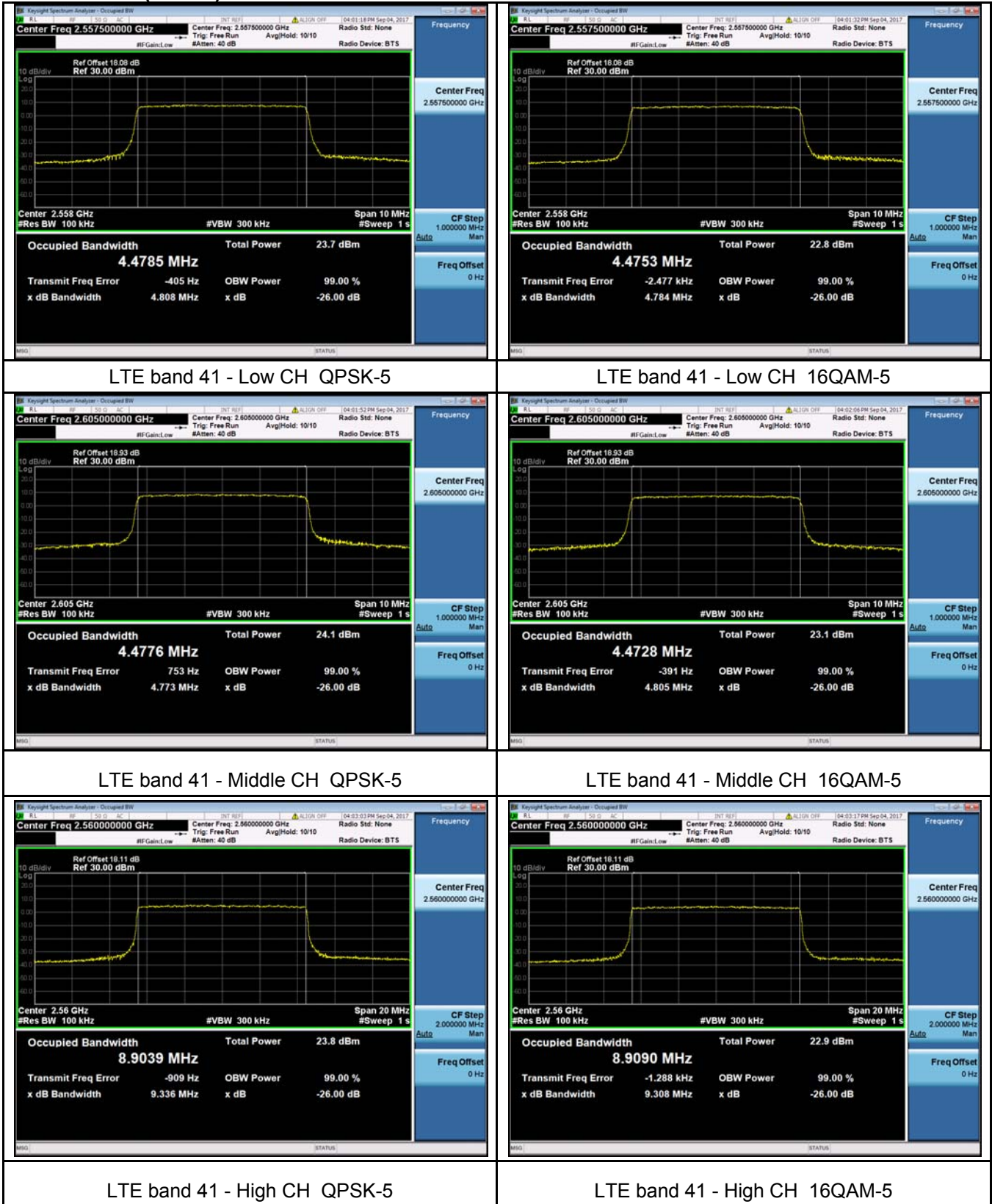
LTE band 26 - High CH 16QAM-3

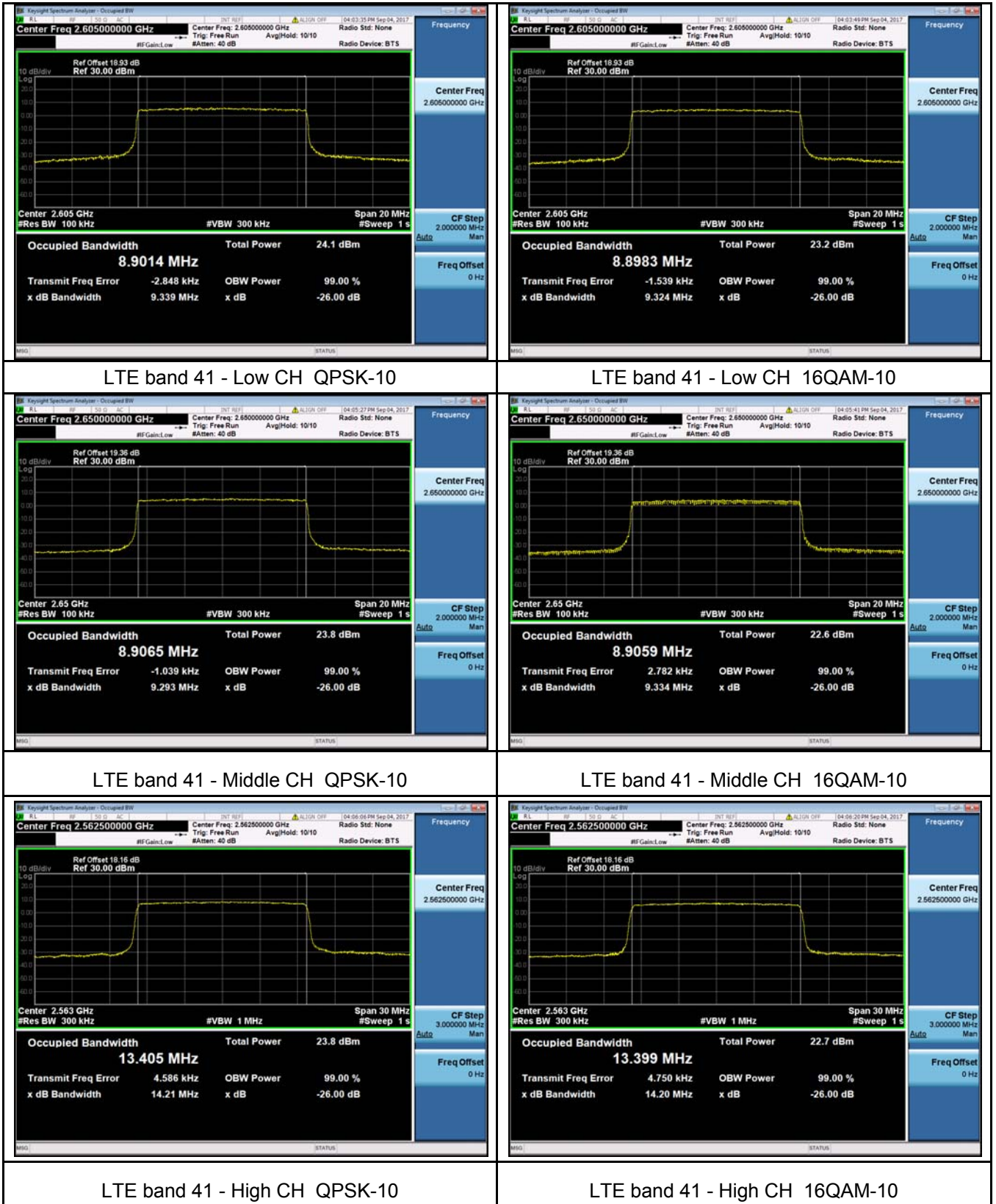


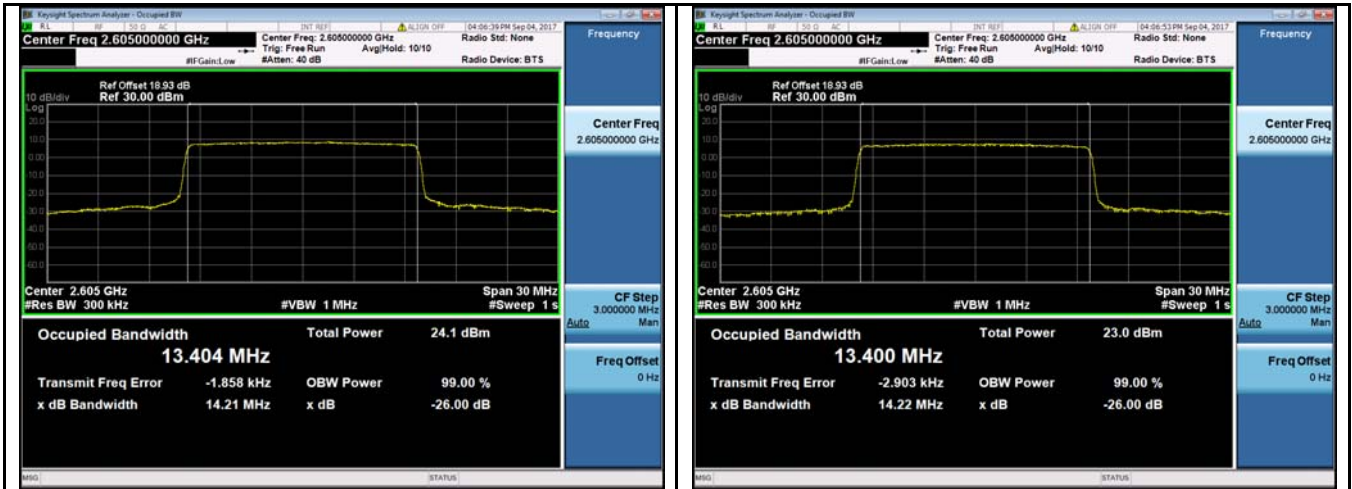




LTE Band 41(Part 27)

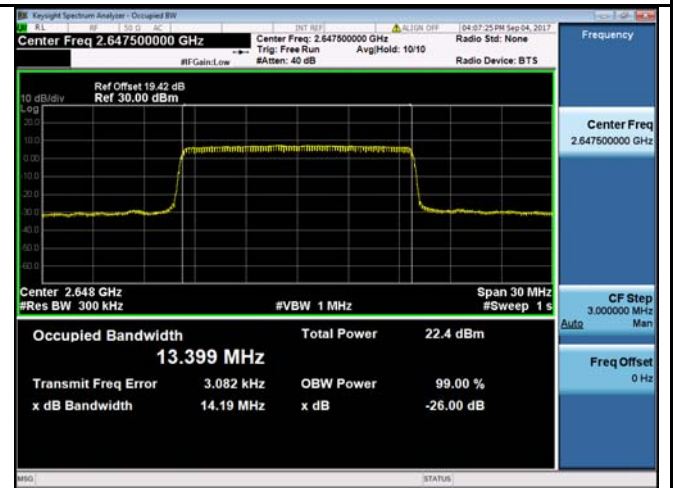
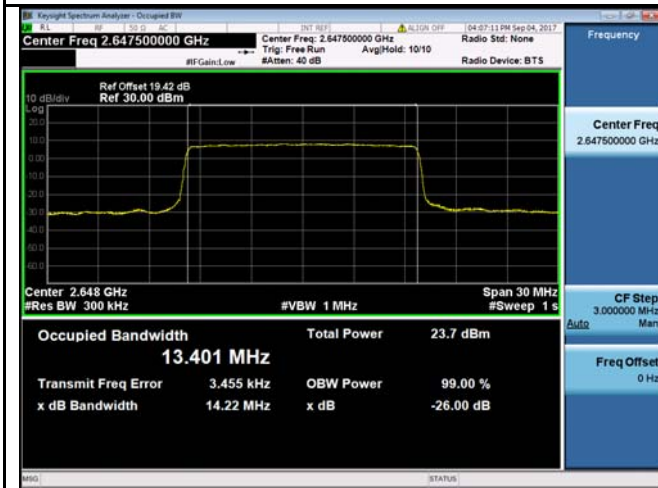






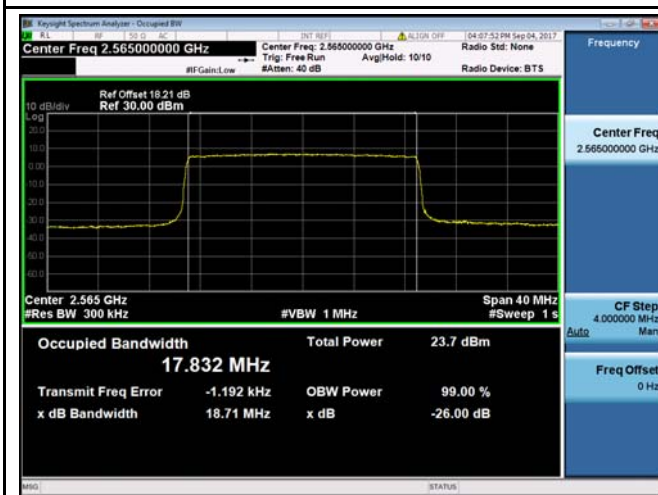
LTE band 41 - Low CH QPSK-15

LTE band 41 - Low CH 16QAM-15



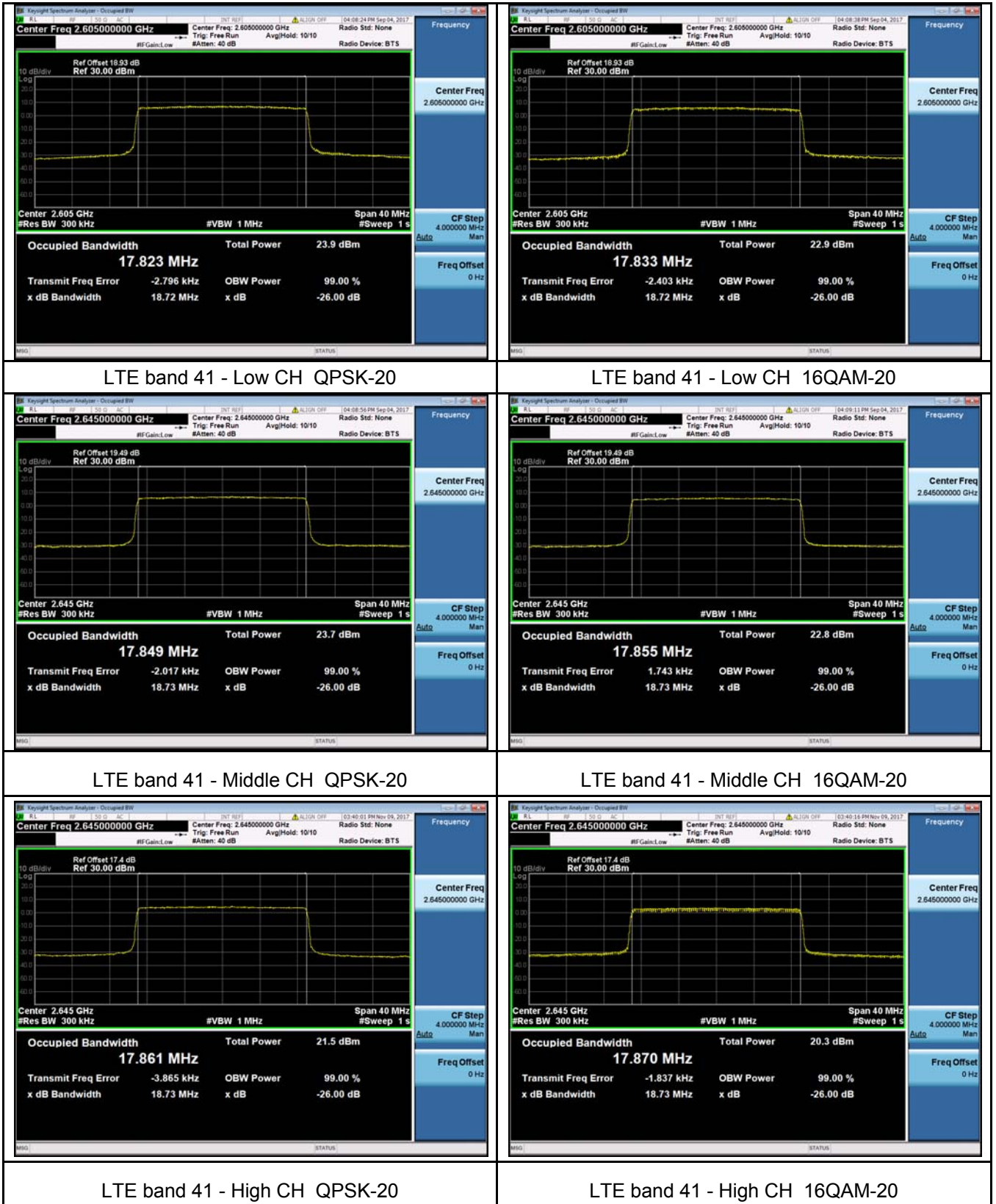
LTE band 41 - Middle CH QPSK-15

LTE band 41 - Middle CH 16QAM-15



LTE band 41 - High CH QPSK-15

LTE band 41 - High CH 16QAM-15



11 SPURIOUS EMISSIONS AT ANTENNA TERMINALS

Test Requirement:	FCC Part 2.1051, 22.917(a), 24.238(a), 27.53(h), 27.53(m)(4); 90.691
Test Method:	TIA/EIA-603-D:2010 KDB 971168 D01 Power Meas License Digital Systems v03
Test Mode:	TX transmitting

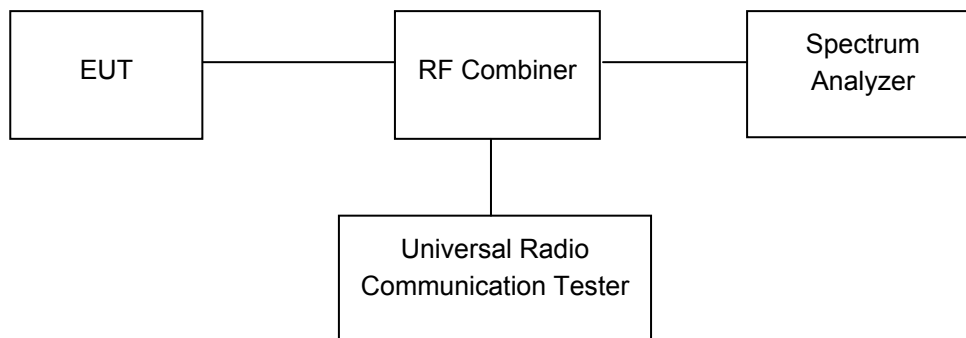
11.1 EUT Operation

Operating Environment :

Temperature:	23.5 °C
Humidity:	52.1 % RH
Atmospheric Pressure:	101.3kPa

11.2 Test Procedure

The RF output of the transceiver was connected to a spectrum analyzer and simulator through appropriate attenuation. The resolution bandwidth of the spectrum analyzer was set at 1MHz. Sufficient scans were taken to show any out of band emissions up to 10th harmonics.



11.3 Test Result

PASS

LTE Band

Please refer to the Appendix Band 2/4/5/12/13/17/25/26/41 LTE Transmitter Spurious Emissions.

12 SPURIOUS RADIATED EMISSIONS

Test Requirement:	FCC Part 2.1053, 22.917, 24.238, 27.53(h), 27.53(m)(4); 90.691
Test Method:	TIA/EIA-603-D:2010 KDB 971168 D01 Power Meas License Digital Systems v03
Test Mode:	TX transmitting

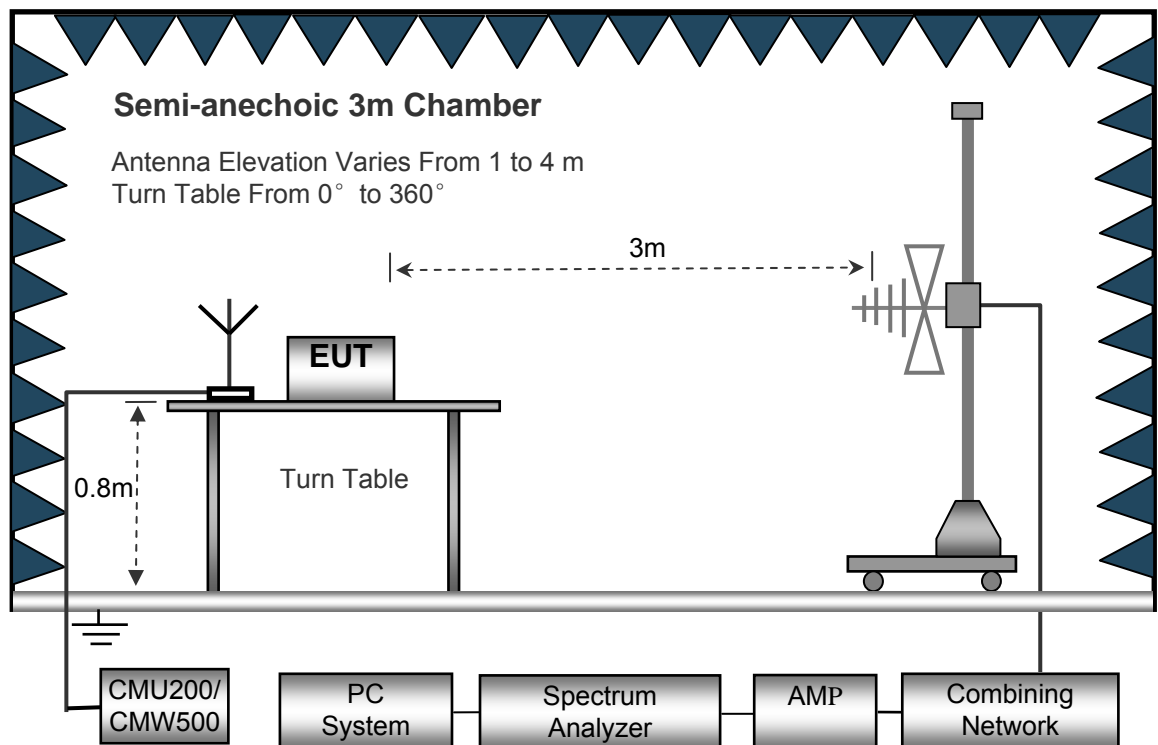
12.1 EUT Operation

Operating Environment :

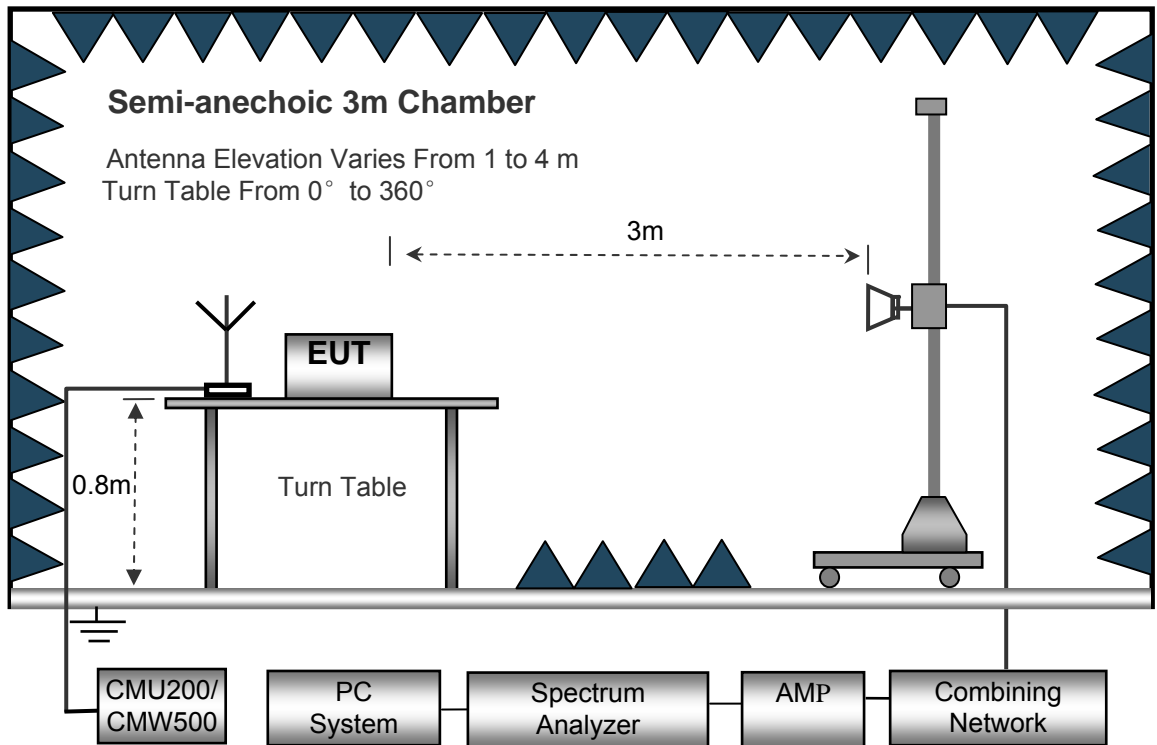
Temperature:	23.5 °C
Humidity:	52.1 % RH
Atmospheric Pressure:	101.2kPa

12.2 Test Setup

The radiated emission tests were performed in the 3m Semi- Anechoic Chamber test site. The test setup for emission measurement from 30 MHz to 1 GHz.



The test setup for emission measurement above 1 GHz.



12.3 Spectrum Analyzer Setup

30MHz ~ 1GHz

Sweep Speed Auto
 Detector PK
 Resolution Bandwidth..... 100kHz
 Video Bandwidth..... 300kHz

Above 1GHz

Sweep Speed Auto
 Detector PK
 Resolution Bandwidth..... 1MHz
 Video Bandwidth..... 3MHz
 Detector Ave.
 Resolution Bandwidth..... 1MHz
 Video Bandwidth..... 10Hz

12.4 Test Procedure

1. The EUT is placed on a turntable, which is 0.8m above ground plane.
2. The turntable shall be rotated for 360 degrees to determine the position of maximum emission level.
3. EUT is set 3m away from the receiving antenna, which is moved from 1m to 4m to find out the maximum emissions. The spectrum was investigated from 30MHz up to the tenth harmonic of the highest fundamental frequency.
4. Maximum procedure was performed on the six highest emissions to ensure EUT compliance.
5. And also, each emission was to be maximized by changing the polarization of receiving antenna both horizontal and vertical.
6. The radiation measurements are tested under 3-axes(X,Y,Z) position(X denotes lying on the table, Y denotes side stand and Z denotes vertical stand), After pre-test, It was found that the worse radiation emission was get at the Z position. So the data shown was the Z position only.
7. Remove the EUT and replace it with substitution antenna. A signal generator was connected to the substitution antenna by a non-radiating cable. The absolute levels of the spurious emissions were measured by the substitution.

Spurious emissions in dB = $10 \lg (\text{TXpwr in Watts}/0.001)$ – the absolute level

Spurious attenuation limit in dB = $43 + 10 \text{Log}_{10} (\text{power out in Watts})$

8. Repeat above procedures until the measurements for all frequencies are completed.

12.5 Summary of Test Results

Remark: Test performed from 30MHz to 10th harmonics with low/middle/high channels, only the worst data were recorded.

LTE Band 2

Frequency	Receiver Reading	Turn table Angle	RX Antenna		Substituted			Absolute Level	Result	
			Height	Polar	SG Level	Cable	Antenna Gain		Limit	Margin
(MHz)	(dBμV)	Degree	(m)	(H/V)	(dBm)	(dB)	(dB)	(dBm)	(dBm)	(dB)
LTE BAND 2 Channel 18607										
216.37	46.97	177	1.7	H	-63.54	0.15	0.00	-63.69	-13.00	-50.69
216.37	37.84	296	1.1	V	-69.75	0.15	0.00	-69.90	-13.00	-56.90
3701.40	65.95	58	1.7	H	-45.59	2.37	12.50	-35.46	-13.00	-22.46
3701.40	59.98	144	1.5	V	-49.83	2.37	12.50	-39.70	-13.00	-26.70
5552.10	53.58	172	1.1	H	-56.03	2.86	12.90	-45.99	-13.00	-32.99
5552.10	44.73	360	1.5	V	-64.15	2.86	12.90	-54.11	-13.00	-41.11
LTE BAND 2 Channel 18900										
216.37	47.10	105	1.9	H	-63.41	0.15	0.00	-63.56	-13.00	-50.56
216.37	38.55	344	1.8	V	-69.04	0.15	0.00	-69.19	-13.00	-56.19
3760.00	58.53	182	1.3	H	-53.01	2.37	12.50	-42.88	-13.00	-29.88
3760.00	53.43	300	1.2	V	-56.38	2.37	12.50	-46.25	-13.00	-33.25
5640.00	46.10	7	2.0	H	-63.51	2.86	12.90	-53.47	-13.00	-40.47
5640.00	37.40	33	1.6	V	-71.48	2.86	12.90	-61.44	-13.00	-48.44
LTE BAND 2 Channel 19193										
216.37	46.55	115	1.4	H	-63.96	0.15	0.00	-64.11	-13.00	-51.11
216.37	37.74	247	1.8	V	-69.85	0.15	0.00	-70.00	-13.00	-57.00
3818.60	51.58	141	1.8	H	-59.27	2.37	12.60	-49.04	-13.00	-36.04
3818.60	47.15	28	2.0	V	-62.16	2.37	12.60	-51.93	-13.00	-38.93
5727.90	38.80	343	1.9	H	-70.55	2.86	12.90	-60.51	-13.00	-47.51
5727.90	29.87	87	1.6	V	-78.63	2.86	12.90	-68.59	-13.00	-55.59

LTE Band 4

Frequency	Receiver Reading	Turn table Angle	RX Antenna		Substituted			Absolute Level	Result	
			Height	Polar	SG Level	Cable	Antenna Gain		Limit	Margin
(MHz)	(dBμV)	Degree	(m)	(H/V)	(dBm)	(dB)	(dB)	(dBm)	(dBm)	(dB)
LTE BAND 4 Channel 19957										
216.37	38.35	284	1.0	H	-72.16	0.15	0.00	-72.31	-13.00	-59.31
216.37	29.33	344	1.8	V	-78.26	0.15	0.00	-78.41	-13.00	-65.41
3421.40	65.95	106	1.6	H	-47.10	2.34	12.40	-37.04	-13.00	-24.04
3421.40	59.98	2	1.7	V	-51.17	2.34	12.40	-41.11	-13.00	-28.11
5132.10	53.58	317	1.2	H	-55.83	2.79	12.70	-45.92	-13.00	-32.92
5132.10	44.73	132	1.7	V	-64.04	2.79	12.70	-54.13	-13.00	-41.13
LTE BAND 4 Channel 20175										
216.37	39.16	237	2.2	H	-71.35	0.15	0.00	-71.50	-13.00	-58.50
216.37	29.93	159	1.2	V	-77.66	0.15	0.00	-77.81	-13.00	-64.81
3465.00	59.85	248	1.6	H	-53.20	2.37	12.50	-43.07	-13.00	-30.07
3465.00	52.36	287	1.0	V	-58.79	2.37	12.50	-48.66	-13.00	-35.66
5197.50	46.96	21	1.6	H	-62.45	2.79	12.70	-52.54	-13.00	-39.54
5197.50	36.74	295	1.2	V	-72.03	2.79	12.70	-62.12	-13.00	-49.12
LTE BAND 4 Channel 20393										
216.37	38.39	178	1.6	H	-72.12	0.15	0.00	-72.27	-13.00	-59.27
216.37	29.64	294	1.9	V	-77.95	0.15	0.00	-78.10	-13.00	-65.10
3508.60	52.86	314	2.0	H	-59.78	2.37	12.50	-49.65	-13.00	-36.65
3508.60	45.01	334	1.7	V	-65.72	2.37	12.50	-55.59	-13.00	-42.59
5262.90	40.30	65	2.0	H	-69.28	2.81	12.80	-59.29	-13.00	-46.29
5262.90	29.98	336	1.8	V	-78.82	2.81	12.80	-68.83	-13.00	-55.83

LTE Band 5

Frequency	Receiver Reading	Turn table Angle	RX Antenna		Substituted			Absolute Level	Result	
			Height	Polar	SG Level	Cable	Antenna Gain		Limit	Margin
(MHz)	(dBμV)	Degree	(m)	(H/V)	(dBm)	(dB)	(dB)	(dBm)	(dBm)	(dB)
LTE BAND 5 Channel 20407										
199.38	40.22	89	1.7	H	-70.29	0.15	0.00	-70.44	-13.00	-57.44
199.38	31.36	342	1.7	V	-76.23	0.15	0.00	-76.38	-13.00	-63.38
1649.40	65.95	57	1.6	H	-47.10	2.34	12.40	-37.04	-13.00	-24.04
1649.40	59.98	157	2.2	V	-51.17	2.34	12.40	-41.11	-13.00	-28.11
2474.10	53.58	150	1.4	H	-55.83	2.79	12.70	-45.92	-13.00	-32.92
2474.10	44.73	126	1.1	V	-64.04	2.79	12.70	-54.13	-13.00	-41.13
LTE BAND 5 Channel 20525										
199.38	40.70	133	1.7	H	-69.81	0.15	0.00	-69.96	-13.00	-56.96
199.38	30.84	149	1.2	V	-76.75	0.15	0.00	-76.90	-13.00	-63.90
1673.00	59.53	180	1.9	H	-53.52	2.37	12.50	-43.39	-13.00	-30.39
1673.00	53.16	60	2.0	V	-57.99	2.37	12.50	-47.86	-13.00	-34.86
2509.50	46.43	25	1.9	H	-62.98	2.79	12.70	-53.07	-13.00	-40.07
2509.50	38.20	232	2.2	V	-70.57	2.79	12.70	-60.66	-13.00	-47.66
LTE BAND 5 Channel 20643										
199.38	41.52	288	1.5	H	-68.99	0.15	0.00	-69.14	-13.00	-56.14
199.38	31.44	89	1.2	V	-76.15	0.15	0.00	-76.30	-13.00	-63.30
1696.60	53.23	318	1.1	H	-59.41	2.37	12.50	-49.28	-13.00	-36.28
1696.60	45.30	14	1.9	V	-65.43	2.37	12.50	-55.30	-13.00	-42.30
2544.90	39.40	171	2.0	H	-70.18	2.81	12.80	-60.19	-13.00	-47.19
2544.90	32.20	309	1.4	V	-76.60	2.81	12.80	-66.61	-13.00	-53.61

LTE Band 7

Frequency	Receiver Reading	Turn table Angle	RX Antenna		Substituted			Absolute Level	Result	
			Height	Polar	SG Level	Cable	Antenna Gain		Limit	Margin
(MHz)	(dBμV)	Degree	(m)	(H/V)	(dBm)	(dB)	(dB)	(dBm)	(dBm)	(dB)
LTE BAND 7 Channel 20775										
199.38	38.06	100	1.3	H	-72.45	0.15	0.00	-72.60	-25.00	-47.60
199.38	32.46	151	1.7	V	-75.13	0.15	0.00	-75.28	-25.00	-50.28
5005.00	65.95	218	2.1	H	-43.29	2.79	12.70	-33.38	-25.00	-8.38
5005.00	59.98	252	1.1	V	-48.79	2.79	12.70	-38.88	-25.00	-13.88
7507.50	53.58	320	1.0	H	-52.96	3.12	11.50	-44.58	-25.00	-19.58
7507.50	44.73	338	1.3	V	-60.70	3.12	11.50	-52.32	-25.00	-27.32
LTE BAND 7 Channel 21100										
199.38	37.49	107	2.1	H	-73.02	0.15	0.00	-73.17	-25.00	-48.17
199.38	31.91	123	1.8	V	-75.68	0.15	0.00	-75.83	-25.00	-50.83
5070.00	59.87	15	1.1	H	-49.37	2.37	12.50	-39.24	-25.00	-14.24
5070.00	52.07	171	1.5	V	-56.70	2.37	12.50	-46.57	-25.00	-21.57
7605.00	47.45	210	1.2	H	-59.09	3.12	11.50	-50.71	-25.00	-25.71
7605.00	37.64	240	1.9	V	-67.79	3.12	11.50	-59.41	-25.00	-34.41
LTE BAND 7 Channel 21425										
199.38	36.62	330	1.2	H	-73.89	0.15	0.00	-74.04	-25.00	-49.04
199.38	31.34	204	1.7	V	-76.25	0.15	0.00	-76.40	-25.00	-51.40
5135.00	52.12	13	1.9	H	-57.29	2.37	12.50	-47.16	-25.00	-22.16
5135.00	44.86	351	1.4	V	-63.91	2.37	12.50	-53.78	-25.00	-28.78
7702.50	40.67	47	1.6	H	-64.56	3.12	11.50	-56.18	-25.00	-31.18
7702.50	31.28	134	1.1	V	-73.61	3.12	11.50	-65.23	-25.00	-40.23

LTE Band 12

Frequency	Receiver Reading	Turn table Angle	RX Antenna		Substituted			Absolute Level	Result	
			Height	Polar	SG Level	Cable	Antenna Gain		Limit	Margin
(MHz)	(dBμV)	Degree	(m)	(H/V)	(dBm)	(dB)	(dB)	(dBm)	(dBm)	(dB)
LTE BAND 12 Channel 23017										
216.37	40.42	262	2.0	H	-70.09	0.15	0.00	-70.24	-25.00	-57.24
216.37	29.70	122	1.1	V	-77.89	0.15	0.00	-78.04	-25.00	-65.04
5005.00	65.95	160	1.2	H	-43.29	2.79	12.70	-33.38	-25.00	-20.38
5005.00	59.98	165	2.1	V	-48.79	2.79	12.70	-38.88	-25.00	-25.88
7507.50	53.58	194	1.1	H	-52.96	3.12	11.50	-44.58	-25.00	-31.58
7507.50	44.73	154	1.6	V	-60.70	3.12	11.50	-52.32	-25.00	-39.32
LTE BAND 12 Channel 23095										
216.37	40.31	100	1.7	H	-70.20	0.15	0.00	-70.35	-25.00	-57.35
216.37	30.36	168	1.2	V	-77.23	0.15	0.00	-77.38	-25.00	-64.38
5070.00	58.54	34	2.1	H	-50.70	2.37	12.50	-40.57	-25.00	-27.57
5070.00	53.53	4	2.0	V	-55.24	2.37	12.50	-45.11	-25.00	-32.11
7605.00	46.17	171	1.6	H	-60.37	3.12	11.50	-51.99	-25.00	-38.99
7605.00	37.55	148	1.1	V	-67.88	3.12	11.50	-59.50	-25.00	-46.50
LTE BAND 12 Channel 23173										
216.37	40.62	249	1.5	H	-69.89	0.15	0.00	-70.04	-25.00	-57.04
216.37	31.13	344	1.9	V	-76.46	0.15	0.00	-76.61	-25.00	-63.61
5135.00	50.59	88	1.1	H	-58.82	2.37	12.50	-48.69	-25.00	-35.69
5135.00	46.72	232	2.1	V	-62.05	2.37	12.50	-51.92	-25.00	-38.92
7702.50	38.26	257	1.1	H	-66.97	3.12	11.50	-58.59	-25.00	-45.59
7702.50	29.94	272	1.6	V	-74.95	3.12	11.50	-66.57	-25.00	-53.57

LTE Band 13

Frequency	Receiver Reading	Turn table Angle	RX Antenna		Substituted			Absolute Level	Result	
			Height	Polar	SG Level	Cable	Antenna Gain		Limit	Margin
(MHz)	(dBμV)	Degree	(m)	(H/V)	(dBm)	(dB)	(dB)	(dBm)	(dBm)	(dB)
LTE BAND 13 Channel 23205										
219.42	39.67	241	2.1	H	-70.84	0.15	0.00	-70.99	-25.00	-45.99
219.42	30.25	83	1.2	V	-77.34	0.15	0.00	-77.49	-25.00	-52.49
5455.00	65.95	93	1.6	H	-43.29	2.79	12.70	-33.38	-25.00	-8.38
5455.00	59.98	235	1.4	V	-48.79	2.79	12.70	-38.88	-25.00	-13.88
7908.50	53.58	134	1.7	H	-52.96	3.12	11.50	-44.58	-25.00	-19.58
7908.50	44.73	291	1.8	V	-60.70	3.12	11.50	-52.32	-25.00	-27.32
LTE BAND 13 Channel 23230										
219.42	38.78	46	1.1	H	-71.73	0.15	0.00	-71.88	-25.00	-46.88
219.42	30.97	272	1.1	V	-76.62	0.15	0.00	-76.77	-25.00	-51.77
5472.00	59.94	321	1.1	H	-49.30	2.37	12.50	-39.17	-25.00	-14.17
5472.00	52.80	149	2.0	V	-55.97	2.37	12.50	-45.84	-25.00	-20.84
7920.00	47.33	159	1.6	H	-59.21	3.12	11.50	-50.83	-25.00	-25.83
7920.00	38.16	293	1.1	V	-67.27	3.12	11.50	-58.89	-25.00	-33.89
LTE BAND 13 Channel 23255										
219.42	38.33	185	1.5	H	-72.18	0.15	0.00	-72.33	-25.00	-47.33
219.42	29.99	201	1.8	V	-77.60	0.15	0.00	-77.75	-25.00	-52.75
5500.00	53.20	37	2.1	H	-56.21	2.37	12.50	-46.08	-25.00	-21.08
5500.00	45.02	167	1.4	V	-63.75	2.37	12.50	-53.62	-25.00	-28.62
7940.00	40.59	233	1.9	H	-64.64	3.12	11.50	-56.26	-25.00	-31.26
7940.00	31.71	344	1.8	V	-73.18	3.12	11.50	-64.80	-25.00	-39.80

LTE Band 17

Frequency	Receiver Reading	Turn table Angle	RX Antenna		Substituted			Absolute Level	Result	
			Height	Polar	SG Level	Cable	Antenna Gain		Limit	Margin
(MHz)	(dBμV)	Degree	(m)	(H/V)	(dBm)	(dB)	(dB)	(dBm)	(dBm)	(dB)
LTE BAND 17 Channel 23755										
216.37	39.01	65	1.4	H	-71.50	0.15	0.00	-71.65	-13.00	-58.65
216.37	31.56	189	2.0	V	-76.03	0.15	0.00	-76.18	-13.00	-63.18
1413.00	65.95	153	1.4	H	-44.29	2.79	12.70	-34.38	-13.00	-21.38
1413.00	59.98	272	1.9	V	-51.79	2.79	12.70	-41.88	-13.00	-28.88
2119.50	53.58	52	2.0	H	-58.96	3.12	11.50	-50.58	-13.00	-37.58
2119.50	44.73	60	1.0	V	-68.70	3.12	11.50	-60.32	-13.00	-47.32
LTE BAND 17 Channel 23790										
216.37	39.21	298	1.8	H	-71.30	0.15	0.00	-71.45	-13.00	-58.45
216.37	31.72	135	1.3	V	-75.87	0.15	0.00	-76.02	-13.00	-63.02
1420.00	59.53	110	1.5	H	-50.71	2.37	12.50	-40.58	-13.00	-27.58
1420.00	53.89	112	1.5	V	-57.88	2.37	12.50	-47.75	-13.00	-34.75
2130.00	47.24	266	1.5	H	-65.30	3.12	11.50	-56.92	-13.00	-43.92
2130.00	38.62	54	2.2	V	-74.81	3.12	11.50	-66.43	-13.00	-53.43
LTE BAND 17 Channel 23825										
216.37	38.32	351	2.0	H	-72.19	0.15	0.00	-72.34	-13.00	-59.34
216.37	32.08	202	1.3	V	-75.51	0.15	0.00	-75.66	-13.00	-62.66
1427.00	52.24	353	1.5	H	-58.00	2.37	12.50	-47.87	-13.00	-34.87
1427.00	46.41	105	2.1	V	-65.36	2.37	12.50	-55.23	-13.00	-42.23
2140.50	39.48	52	1.7	H	-73.06	3.12	11.50	-64.68	-13.00	-51.68
2140.50	30.74	339	1.7	V	-82.69	3.12	11.50	-74.31	-13.00	-61.31

LTE Band 25

Frequency (MHz)	Receiver Reading (dBμV)	Turn table Angle Degree	RX Antenna		Substituted			Absolute Level (dBm)	Result	
			Height (m)	Polar (H/V)	SG Level (dBm)	Cable (dB)	Antenna Gain (dB)		Limit (dBm)	Margin (dB)
LTE BAND 5 Channel 26047										
201.36	46.55	318	1.0	H	-63.96	0.15	0.00	-64.11	-13.00	-51.11
201.36	38.13	155	1.3	V	-69.46	0.15	0.00	-69.61	-13.00	-56.61
1651.36	65.95	265	1.4	H	-45.59	2.37	12.50	-35.46	-13.00	-22.46
1651.36	59.98	75	1.6	V	-49.83	2.37	12.50	-39.70	-13.00	-26.70
2482.26	53.58	257	1.5	H	-56.03	2.86	12.90	-45.99	-13.00	-32.99
2482.266	44.73	34	1.9	V	-64.15	2.86	12.90	-54.11	-13.00	-41.11
LTE BAND 5 Channel 26365										
201.36	47.22	160	1.7	H	-63.29	0.15	0.00	-63.44	-13.00	-50.44
201.36	38.15	263	1.3	V	-69.44	0.15	0.00	-69.59	-13.00	-56.59
1652.32	58.02	204	2.2	H	-53.52	2.37	12.50	-43.39	-13.00	-30.39
1652.32	53.22	219	1.3	V	-56.59	2.37	12.50	-46.46	-13.00	-33.46
2512.36	45.58	236	1.5	H	-64.03	2.86	12.90	-53.99	-13.00	-40.99
2512.36	38.67	245	1.3	V	-70.21	2.86	12.90	-60.17	-13.00	-47.17
LTE BAND 5 Channel 26683										
203.12	47.01	70	1.0	H	-63.50	0.15	0.00	-63.65	-13.00	-50.65
203.12	39.00	202	1.8	V	-68.59	0.15	0.00	-68.74	-13.00	-55.74
1698.50	51.96	316	1.7	H	-58.89	2.37	12.60	-48.66	-13.00	-35.66
1698.50	46.09	196	1.1	V	-63.22	2.37	12.60	-52.99	-13.00	-39.99
2644.54	37.98	309	2.0	H	-71.37	2.86	12.90	-61.33	-13.00	-48.33
2644.54	32.28	1	1.1	V	-76.22	2.86	12.90	-66.18	-13.00	-53.18

LTE Band 26

Remark: (Uplink: 814-824MHz is for FCC Part 90; 824-849MHz is for FCC Part 22)

Part 90:

frequency (MHz)	Receiver Reading (dBμV)	Turn table Angle Degree	RX Antenna		Substituted			Absolute Level (dBm)	Result	
			Height (m)	Polar (H/V)	SG Level (dBm)	Cable (dB)	Antenna Gain (dB)		Limit (dBm)	Margin (dB)
LTE BAND 26 Channel 26697										
200.15	40.16	58	2.0	H	-70.35	0.15	0.00	-70.50	-13.00	-57.50
200.15	32.44	122	1.3	V	-75.15	0.15	0.00	-75.30	-13.00	-62.30
1629.40	65.95	239	2.2	H	-47.10	2.34	12.40	-37.04	-13.00	-24.04
1629.40	59.98	179	1.2	V	-51.17	2.34	12.40	-41.11	-13.00	-28.11
2444.10	53.58	62	1.5	H	-55.83	2.79	12.70	-45.92	-13.00	-32.92
2444.10	44.73	329	2.1	V	-64.04	2.79	12.70	-54.13	-13.00	-41.13
LTE BAND 26 Channel 26783										
200.15	41.10	86	1.6	H	-69.41	0.15	0.00	-69.56	-13.00	-56.56
200.15	32.57	56	1.1	V	-75.02	0.15	0.00	-75.17	-13.00	-62.17
1646.60	58.54	216	2.1	H	-54.51	2.37	12.50	-44.38	-13.00	-31.38
1646.60	52.12	155	1.8	V	-59.03	2.37	12.50	-48.90	-13.00	-35.90
2469.90	45.74	122	1.4	H	-63.67	2.79	12.70	-53.76	-13.00	-40.76
2469.90	38.32	125	1.8	V	-70.45	2.79	12.70	-60.54	-13.00	-47.54

LTE Band 26

Part 22:

Frequency	Receiver Reading	Turn table Angle	RX Antenna		Substituted			Absolute Level	Result	
			Height	Polar	SG Level	Cable	Antenna Gain		Limit	Margin
(MHz)	(dBμV)	Degree	(m)	(H/V)	(dBm)	(dB)	(dB)	(dBm)	(dBm)	(dB)
LTE BAND 26 Channel 26797										
200.15	39.63	348	2.0	H	-70.88	0.15	0.00	-71.03	-13.00	-58.03
200.15	30.79	215	1.1	V	-76.80	0.15	0.00	-76.95	-13.00	-63.95
1649.40	65.95	312	1.9	H	-47.10	2.34	12.40	-37.04	-13.00	-24.04
1649.40	59.98	311	2.2	V	-51.17	2.34	12.40	-41.11	-13.00	-28.11
2474.10	53.58	306	1.1	H	-55.83	2.79	12.70	-45.92	-13.00	-32.92
2474.10	44.73	252	2.1	V	-64.04	2.79	12.70	-54.13	-13.00	-41.13
LTE BAND 26 Channel 26915										
200.15	39.37	339	1.2	H	-71.14	0.15	0.00	-71.29	-13.00	-58.29
200.15	31.58	159	2.0	V	-76.01	0.15	0.00	-76.16	-13.00	-63.16
1673.00	58.86	19	2.1	H	-54.19	2.37	12.50	-44.06	-13.00	-31.06
1673.00	52.51	135	1.9	V	-58.64	2.37	12.50	-48.51	-13.00	-35.51
2509.50	46.33	145	1.1	H	-63.08	2.79	12.70	-53.17	-13.00	-40.17
2509.50	37.89	171	2.0	V	-70.88	2.79	12.70	-60.97	-13.00	-47.97
LTE BAND 26 Channel 27033										
200.15	40.01	167	1.1	H	-70.50	0.15	0.00	-70.65	-13.00	-57.65
200.15	31.23	333	1.4	V	-76.36	0.15	0.00	-76.51	-13.00	-63.51
1696.60	52.27	172	1.5	H	-60.37	2.37	12.50	-50.24	-13.00	-37.24
1696.60	45.14	28	1.6	V	-65.59	2.37	12.50	-55.46	-13.00	-42.46
2544.90	39.15	290	1.5	H	-70.43	2.81	12.80	-60.44	-13.00	-47.44
2544.90	31.06	196	1.4	V	-77.74	2.81	12.80	-67.75	-13.00	-54.75

LTE Band 41

Frequency	Receiver Reading	Turn table Angle	RX Antenna		Substituted			Absolute Level	Result	
			Height	Polar	SG Level	Cable	Antenna Gain		Limit	Margin
(MHz)	(dBμV)	Degree	(m)	(H/V)	(dBm)	(dB)	(dB)	(dBm)	(dBm)	(dB)
LTE BAND 41 Channel 39675										
199.38	41.16	25	2.1	H	-69.35	0.15	0.00	-69.50	-13.00	-56.50
199.38	32.01	306	1.9	V	-75.58	0.15	0.00	-75.73	-13.00	-62.73
5010.00	65.95	98	1.8	H	-43.29	2.79	12.70	-33.38	-13.00	-20.38
5010.00	59.98	105	1.1	V	-48.79	2.79	12.70	-38.88	-13.00	-25.88
7515.00	53.58	176	2.0	H	-52.96	3.12	11.50	-44.58	-13.00	-31.58
7515.00	44.73	37	1.6	V	-60.70	3.12	11.50	-52.32	-13.00	-39.32
LTE BAND 41 Channel 40620										
199.38	41.80	61	2.1	H	-68.71	0.15	0.00	-68.86	-13.00	-55.86
199.38	31.79	143	1.2	V	-75.80	0.15	0.00	-75.95	-13.00	-62.95
5070.00	58.26	42	1.2	H	-50.98	2.37	12.50	-40.85	-13.00	-27.85
5070.00	52.37	60	1.6	V	-56.40	2.37	12.50	-46.27	-13.00	-33.27
7605.00	47.49	170	1.1	H	-59.05	3.12	11.50	-50.67	-13.00	-37.67
7605.00	37.22	336	2.1	V	-68.21	3.12	11.50	-59.83	-13.00	-46.83
LTE BAND 41 Channel 41565										
199.38	41.99	66	1.4	H	-68.52	0.15	0.00	-68.67	-13.00	-55.67
199.38	31.35	339	2.1	V	-76.24	0.15	0.00	-76.39	-13.00	-63.39
5135.00	50.95	294	1.5	H	-58.46	2.37	12.50	-48.33	-13.00	-35.33
5135.00	45.87	155	1.6	V	-62.90	2.37	12.50	-52.77	-13.00	-39.77
7702.50	41.00	80	1.6	H	-64.23	3.12	11.50	-55.85	-13.00	-42.85
7702.50	31.14	131	1.6	V	-73.75	3.12	11.50	-65.37	-13.00	-52.37

Note: 1) Absolute Level = SG Level - Cable loss + Antenna Gain

2) Margin = Absolute Level - Limit

13 Band Edge Measurement

Test Requirement:	FCC Part 2.1051, 22.917(a), 24.238(a), 27.53(h), 27.53(m)(4); 90.691
Test Method:	TIA/EIA-603-D:2010 KDB 971168 D01 Power Meas License Digital Systems v03
Test Mode:	TX transmitting

13.1 EUT Operation

Operating Environment :

Temperature:	23.5 °C
Humidity:	52.3 % RH
Atmospheric Pressure:	101.3kPa

13.2 Test Procedure

The RF output of the transmitter was connected to the input of the spectrum analyzer through sufficient attenuation.

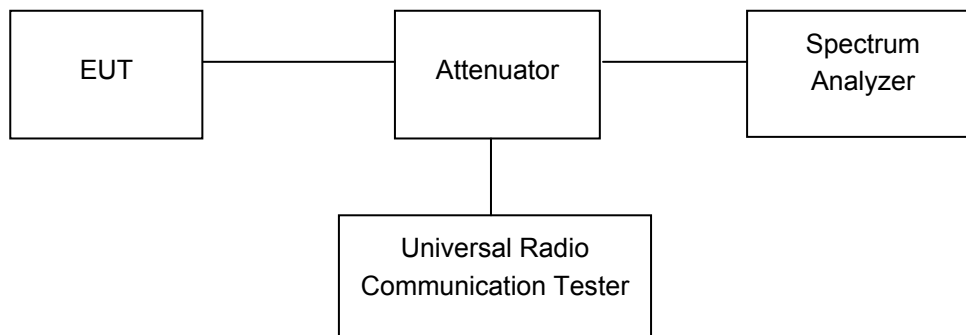
According to FCC Part 22.917(a), the power of any emissions outside of the authorized operating frequency ranges must be attenuated below the TX transmitting power (P) by a factor of at least $43 + 10 \log(P)$ dB.

According to FCC Part 24.238(a), the power of any emissions outside of the authorized operating frequency ranges must be attenuated below the TX transmitting power (P) by a factor of at least $43 + 10 \log(P)$ dB.

According to FCC Part 27.53(h), Except as otherwise specified below, for operations in the 1695-1710 MHz, 1710-1755 MHz, 1755-1780 MHz, 1915-1920 MHz, 1995-2000 MHz, 2000-2020 MHz, 2110-2155 MHz, 2155-2180 MHz, and 2180-2200 bands, the power of any emission outside a licensee's frequency block shall be attenuated below the transmitter power (P) in watts by at least $43 + 10 \log_{10}(P)$ dB.

According to FCC Part 27.53(m)(4), For mobile digital stations, the attenuation factor shall be not less than $40 + 10 \log(P)$ dB on all frequencies between the channel edge and 5 megahertz from the channel edge, $43 + 10 \log(P)$ dB on all frequencies between 5 megahertz and X megahertz from the channel edge, and $55 + 10 \log(P)$ dB on all frequencies more than X megahertz from the channel edge, where X is the greater of 6 megahertz or the actual emission bandwidth as defined in paragraph (m)(6) of this section. In addition, the attenuation factor shall not be less that $43 + 10 \log(P)$ dB on all frequencies between 2490.5 MHz and 2496 MHz and $55 + 10 \log(P)$ dB at or below 2490.5 MHz. Mobile Satellite Service licensees operating on frequencies below 2495 MHz may also submit a documented interference complaint against BRS licensees operating on channel BRS Channel 1 on the same terms and conditions as adjacent channel BRS or EBS licensees.

The center of the spectrum analyzer was set to block edge frequency



13.3 Test Result

PASS

LTE Band

Please refer to the Appendix Band 2/4/5/7/12/13/17/25/26/41 LTE Band Edge.

14 FREQUENCY STABILITY

Test Requirement:	FCC Part 2.1055, 22.355, 24.235, 27.5(h),27.54; 90.691
Test Method:	TIA/EIA-603-D:2010 KDB 971168 D01 Power Meas License Digital Systems v03
Test Mode:	TX transmitting

14.1 EUT Operation

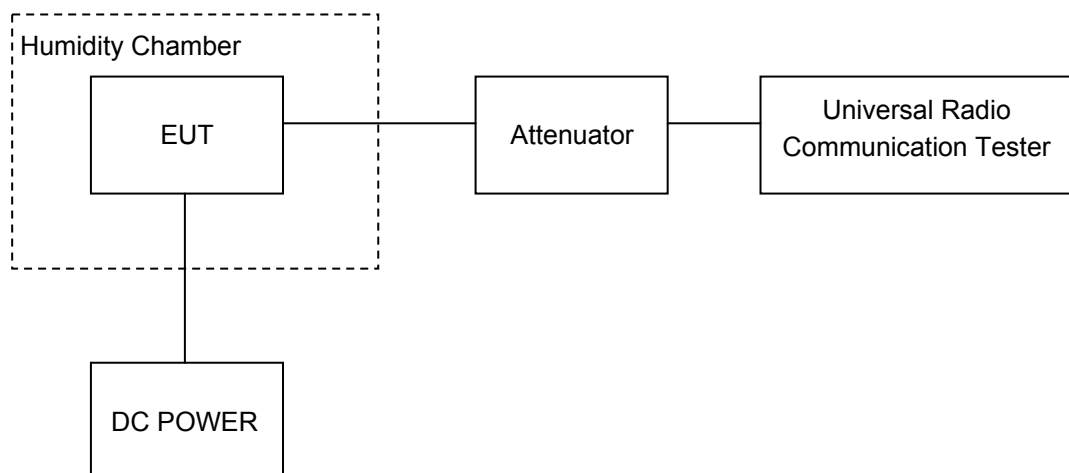
Operating Environment :	
Temperature:	22.9 °C
Humidity:	52.0 % RH
Atmospheric Pressure:	101.3kPa

14.2 Test Procedure

Frequency Stability vs. Temperature: The equipment under test was connected to an external DC power supply and the RF output was connected to communication test set via feed-through attenuators. The EUT was placed inside the temperature chamber. The DC leads and RF output cable exited the chamber through an opening made for the purpose.

After the temperature stabilized for approximately 20 minutes, the frequency output was recorded from the communication test set.

Frequency Stability vs. Voltage: For hand carried, battery powered equipment; reduce primary supply voltage to the battery operating end point which shall be specified by the manufacturer.



14.3 Test Result

LTE Band 2

Test Frequency:1880.0MHz QPSK 1.4MHz				
Temperature (°C)	Power Supply (VDC)	Frequency Error (Hz)	Frequency Error (ppm)	Limit (ppm)
50	3.85	7	0.0037	2.5
40		9	0.0048	2.5
30		7	0.0037	2.5
20		1	0.0005	2.5
10		-4	-0.0021	2.5
0		0	0.0000	2.5
-10		0	0.0000	2.5
-20		8	0.0043	2.5
-30		8	0.0043	2.5
20		3.3	-6	-0.0032
20	4.2	-1	-0.0005	2.5

T Test Frequency:1880.0MHz 16QAM 1.4MHz				
Temperature (°C)	Power Supply (VDC)	Frequency Error (Hz)	Frequency Error (ppm)	Limit (ppm)
50	3.85	5	0.0027	2.5
40		-1	-0.0005	2.5
30		-7	-0.0037	2.5
20		1	0.0005	2.5
10		6	0.0032	2.5
0		-7	-0.0037	2.5
-10		9	0.0048	2.5
-20		5	0.0027	2.5
-30		-7	-0.0037	2.5
20		3.3	3	0.0016
20	4.2	9	0.0048	2.5

LTE Band 2

Test Frequency:1880.0MHz QPSK 3MHz				
Temperature (°C)	Power Supply (VDC)	Frequency Error (Hz)	Frequency Error (ppm)	Limit (ppm)
50	3.85	7	0.0037	2.5
40		-4	-0.0021	2.5
30		7	0.0037	2.5
20		2	0.0011	2.5
10		5	0.0027	2.5
0		-1	-0.0005	2.5
-10		1	0.0005	2.5
-20		9	0.0048	2.5
-30		1	0.0005	2.5
20		3.3	11	0.0059
20	4.2	-7	-0.0037	2.5

Test Frequency:1880.0MHz 16QAM 3MHz				
Temperature (°C)	Power Supply (VDC)	Frequency Error (Hz)	Frequency Error (ppm)	Limit (ppm)
50	3.85	0	0.0000	2.5
40		1	0.0005	2.5
30		1	0.0005	2.5
20		-1	-0.0005	2.5
10		1	0.0005	2.5
0		2	0.0011	2.5
-10		-6	-0.0032	2.5
-20		-8	-0.0043	2.5
-30		-6	-0.0032	2.5
20		3.3	-6	-0.0032
20	4.2	2	0.0011	2.5

LTE Band 2

Test Frequency:1880.0MHz QPSK 5MHz				
Temperature (°C)	Power Supply (VDC)	Frequency Error (Hz)	Frequency Error (ppm)	Limit (ppm)
50	3.85	-11	-0.0059	2.5
40		-11	-0.0059	2.5
30		-7	-0.0037	2.5
20		-2	-0.0011	2.5
10		-4	-0.0021	2.5
0		-5	-0.0027	2.5
-10		-5	-0.0027	2.5
-20		-6	-0.0032	2.5
-30		-3	-0.0016	2.5
20		3.3	-4	-0.0021
20	4.2	4	0.0021	2.5

Test Frequency:1880.0MHz 16QAM 5MHz				
Temperature (°C)	Power Supply (VDC)	Frequency Error (Hz)	Frequency Error (ppm)	Limit (ppm)
50	3.85	4	0.0021	2.5
40		-2	-0.0011	2.5
30		-5	-0.0027	2.5
20		-3	-0.0016	2.5
10		-1	-0.0005	2.5
0		-4	-0.0021	2.5
-10		5	0.0027	2.5
-20		-1	-0.0005	2.5
-30		2	0.0011	2.5
20		3.3	-4	-0.0021
20	4.2	2	0.0011	2.5

LTE Band 2

Test Frequency:1880.0MHz QPSK 10MHz				
Temperature (°C)	Power Supply (VDC)	Frequency Error (Hz)	Frequency Error (ppm)	Limit (ppm)
50	3.85	7	0.0037	2.5
40		4	0.0021	2.5
30		7	0.0037	2.5
20		4	0.0021	2.5
10		2	0.0011	2.5
0		11	0.0059	2.5
-10		2	0.0011	2.5
-20		8	0.0043	2.5
-30		11	0.0059	2.5
20		3.3	0	0.0000
20	4.2	13	0.0069	2.5

Test Frequency:1880.0MHz 16QAM 10MHz				
Temperature (°C)	Power Supply (VDC)	Frequency Error (Hz)	Frequency Error (ppm)	Limit (ppm)
50	3.85	7	0.0037	2.5
40		13	0.0069	2.5
30		1	0.0005	2.5
20		5	0.0027	2.5
10		1	0.0005	2.5
0		8	0.0043	2.5
-10		1	0.0005	2.5
-20		-4	-0.0021	2.5
-30		4	0.0021	2.5
20		3.3	3	0.0016
20	4.2	-4	-0.0021	2.5

LTE Band 2

Test Frequency:1880.0MHz QPSK 15MHz				
Temperature (°C)	Power Supply (VDC)	Frequency Error (Hz)	Frequency Error (ppm)	Limit (ppm)
50	3.85	-5	-0.0027	2.5
40		4	0.0021	2.5
30		5	0.0027	2.5
20		1	0.0005	2.5
10		7	0.0037	2.5
0		-7	-0.0037	2.5
-10		-2	-0.0011	2.5
-20		4	0.0021	2.5
-30		5	0.0027	2.5
20		3.3	-6	-0.0032
20	4.2	-6	-0.0032	2.5

Test Frequency:1880.0MHz 16QAM 15MHz				
Temperature (°C)	Power Supply (VDC)	Frequency Error (Hz)	Frequency Error (ppm)	Limit (ppm)
50	3.85	15	0.0080	2.5
40		3	0.0016	2.5
30		10	0.0053	2.5
20		6	0.0032	2.5
10		2	0.0011	2.5
0		1	0.0005	2.5
-10		12	0.0064	2.5
-20		9	0.0048	2.5
-30		0	0.0000	2.5
20		3.3	9	0.0048
20	4.2	6	0.0032	2.5

LTE Band 2

Test Frequency:1880.0MHz QPSK 20MHz				
Temperature (°C)	Power Supply (VDC)	Frequency Error (Hz)	Frequency Error (ppm)	Limit (ppm)
50	3.85	-7	-0.0037	2.5
40		-1	-0.0005	2.5
30		-8	-0.0043	2.5
20		-6	-0.0032	2.5
10		-14	-0.0074	2.5
0		1	0.0005	2.5
-10		-11	-0.0059	2.5
-20		-11	-0.0059	2.5
-30		-5	-0.0027	2.5
20		3.3	-9	-0.0048
20	4.2	-8	-0.0043	2.5

Test Frequency:1880.0MHz 16QAM 20MHz				
Temperature (°C)	Power Supply (VDC)	Frequency Error (Hz)	Frequency Error (ppm)	Limit (ppm)
50	3.85	-12	-0.0064	2.5
40		0	0.0000	2.5
30		-8	-0.0043	2.5
20		-7	-0.0037	2.5
10		-8	-0.0043	2.5
0		-11	-0.0059	2.5
-10		-9	-0.0048	2.5
-20		1	0.0005	2.5
-30		-1	-0.0005	2.5
20		3.3	-6	-0.0032
20	4.2	-6	-0.0032	2.5

LTE Band 4

Test Frequency:1732.5MHz QPSK 1.4MHz				
Temperature (°C)	Power Supply (VDC)	Frequency Error (Hz)	Frequency Error (ppm)	Limit (ppm)
50	3.85	-5	-0.0029	2.5
40		-1	-0.0006	2.5
30		-2	-0.0012	2.5
20		1	0.0006	2.5
10		-1	-0.0006	2.5
0		10	0.0058	2.5
-10		5	0.0029	2.5
-20		7	0.0040	2.5
-30		-8	-0.0046	2.5
20		3.3	-5	-0.0029
20	4.2	7	0.0040	2.5

Test Frequency:1732.5MHz 16QAM 1.4MHz				
Temperature (°C)	Power Supply (VDC)	Frequency Error (Hz)	Frequency Error (ppm)	Limit (ppm)
50	3.85	5	0.0029	2.5
40		9	0.0052	2.5
30		9	0.0052	2.5
20		2	0.0012	2.5
10		8	0.0046	2.5
0		1	0.0006	2.5
-10		4	0.0023	2.5
-20		1	0.0006	2.5
-30		7	0.0040	2.5
20		3.3	4	0.0023
20	4.2	-1	-0.0006	2.5

LTE Band 4

Test Frequency:1732.5MHz QPSK 3MHz				
Temperature (°C)	Power Supply (VDC)	Frequency Error (Hz)	Frequency Error (ppm)	Limit (ppm)
50	3.85	-5	-0.0029	2.5
40		9	0.0052	2.5
30		3	0.0017	2.5
20		3	0.0017	2.5
10		3	0.0017	2.5
0		-3	-0.0017	2.5
-10		3	0.0017	2.5
-20		4	0.0023	2.5
-30		2	0.0012	2.5
20		3.3	12	0.0069
20	4.2	5	0.0029	2.5

Test Frequency:1732.5MHz 16QAM 3MHz				
Temperature (°C)	Power Supply (VDC)	Frequency Error (Hz)	Frequency Error (ppm)	Limit (ppm)
50	3.85	5	0.0029	2.5
40		11	0.0063	2.5
30		5	0.0029	2.5
20		4	0.0023	2.5
10		2	0.0012	2.5
0		-4	-0.0023	2.5
-10		-1	-0.0006	2.5
-20		0	0.0000	2.5
-30		5	0.0029	2.5
20		3.3	2	0.0012
20	4.2	2	0.0012	2.5

LTE Band 4

Test Frequency:1732.5MHz QPSK 5MHz				
Temperature (°C)	Power Supply (VDC)	Frequency Error (Hz)	Frequency Error (ppm)	Limit (ppm)
50	3.85	(Hz)	(ppm)	(ppm)
40		4	0.0023	2.5
30		0	0.0000	2.5
20		13	0.0075	2.5
10		5	0.0029	2.5
0		12	0.0069	2.5
-10		11	0.0063	2.5
-20		10	0.0058	2.5
-30		2	0.0012	2.5
20		3.3	6	0.0035
20	4.2	3	0.0017	2.5

Test Frequency:1732.5MHz 16QAM 5MHz				
Temperature (°C)	Power Supply (VDC)	Frequency Error (Hz)	Frequency Error (ppm)	Limit (ppm)
50	3.85	1	0.0006	2.5
40		-2	-0.0012	2.5
30		7	0.0040	2.5
20		6	0.0035	2.5
10		0	0.0000	2.5
0		4	0.0023	2.5
-10		-1	-0.0006	2.5
-20		5	0.0029	2.5
-30		-1	-0.0006	2.5
20		3.3	9	0.0052
20	4.2	9	0.0052	2.5

LTE Band 4

Test Frequency:1732.5MHz QPSK 10MHz				
Temperature (°C)	Power Supply (VDC)	Frequency Error (Hz)	Frequency Error (ppm)	Limit (ppm)
50	3.85	13	0.0075	2.5
40		13	0.0075	2.5
30		-2	-0.0012	2.5
20		7	0.0040	2.5
10		13	0.0075	2.5
0		2	0.0012	2.5
-10		0	0.0000	2.5
-20		5	0.0029	2.5
-30		3	0.0017	2.5
20		3.3	15	0.0087
20	4.2	8	0.0046	2.5

Test Frequency:1732.5MHz 16QAM 10MHz				
Temperature (°C)	Power Supply (VDC)	Frequency Error (Hz)	Frequency Error (ppm)	Limit (ppm)
50	3.85	-7	-0.0040	2.5
40		-2	-0.0012	2.5
30		1	0.0006	2.5
20		-1	-0.0006	2.5
10		-9	-0.0052	2.5
0		-8	-0.0046	2.5
-10		-5	-0.0029	2.5
-20		8	0.0046	2.5
-30		-2	-0.0012	2.5
20		3.3	6	0.0035
20	4.2	-6	-0.0035	2.5

LTE Band 4

Test Frequency:1732.5MHz QPSK 15MHz				
Temperature (°C)	Power Supply (VDC)	Frequency Error (Hz)	Frequency Error (ppm)	Limit (ppm)
50	3.85	1	0.0006	2.5
40		7	0.0040	2.5
30		6	0.0035	2.5
20		-2	-0.0012	2.5
10		-2	-0.0012	2.5
0		-7	-0.0040	2.5
-10		-8	-0.0046	2.5
-20		-10	-0.0058	2.5
-30		-10	-0.0058	2.5
20		3.3	-6	-0.0035
20	4.2	-1	-0.0006	2.5

Test Frequency:1732.5MHz 16QAM 15MHz				
Temperature (°C)	Power Supply (VDC)	Frequency Error (Hz)	Frequency Error (ppm)	Limit (ppm)
50	3.85	1	0.0006	2.5
40		-5	-0.0029	2.5
30		-9	-0.0052	2.5
20		-3	-0.0017	2.5
10		-5	-0.0029	2.5
0		-6	-0.0035	2.5
-10		-3	-0.0017	2.5
-20		-4	-0.0023	2.5
-30		4	0.0023	2.5
20		3.3	-6	-0.0035
20	4.2	-6	-0.0035	2.5

LTE Band 4

Test Frequency:1732.5MHz QPSK 20MHz				
Temperature (°C)	Power Supply (VDC)	Frequency Error (Hz)	Frequency Error (ppm)	Limit (ppm)
50	3.85	-11	-0.0063	2.5
40		-13	-0.0075	2.5
30		-1	-0.0006	2.5
20		-4	-0.0023	2.5
10		-11	-0.0063	2.5
0		-4	-0.0023	2.5
-10		-12	-0.0069	2.5
-20		2	0.0012	2.5
-30		3	0.0017	2.5
20		3.3	3	0.0017
20	4.2	-7	-0.0040	2.5

Test Frequency:1732.5MHz 16QAM 20MHz				
Temperature (°C)	Power Supply (VDC)	Frequency Error (Hz)	Frequency Error (ppm)	Limit (ppm)
50	3.85	-5	-0.0029	2.5
40		0	0.0000	2.5
30		-2	-0.0012	2.5
20		-5	-0.0029	2.5
10		-7	-0.0040	2.5
0		-9	-0.0052	2.5
-10		-4	-0.0023	2.5
-20		-13	-0.0075	2.5
-30		-2	-0.0012	2.5
20		3.3	-9	-0.0052
20	4.2	-10	-0.0058	2.5

LTE Band 5

Test Frequency:836.5MHz QPSK 1.4MHz				
Temperature (°C)	Power Supply (VDC)	Frequency Error (Hz)	Frequency Error (ppm)	Limit (ppm)
50	3.85	-2	-0.0024	2.5
40		-4	-0.0048	2.5
30		8	0.0096	2.5
20		1	0.0012	2.5
10		-3	-0.0036	2.5
0		3	0.0036	2.5
-10		4	0.0048	2.5
-20		-2	-0.0024	2.5
-30		5	0.0060	2.5
20		3.3	3	0.0036
20	4.2	2	0.0024	2.5

Test Frequency:836.5MHz 16QAM 1.4MHz				
Temperature (°C)	Power Supply (VDC)	Frequency Error (Hz)	Frequency Error (ppm)	Limit (ppm)
50	3.85	2	0.0024	2.5
40		11	0.0132	2.5
30		-6	-0.0072	2.5
20		2	0.0024	2.5
10		-2	-0.0024	2.5
0		-7	-0.0084	2.5
-10		1	0.0012	2.5
-20		9	0.0108	2.5
-30		-6	-0.0072	2.5
20		3.3	11	0.0132
20	4.2	7	0.0084	2.5

LTE Band 5

Test Frequency:836.5MHz QPSK 3MHz				
Temperature (°C)	Power Supply (VDC)	Frequency Error (Hz)	Frequency Error (ppm)	Limit (ppm)
50	3.85	-5	-0.0060	2.5
40		9	0.0108	2.5
30		4	0.0048	2.5
20		3	0.0036	2.5
10		11	0.0132	2.5
0		-1	-0.0012	2.5
-10		4	0.0048	2.5
-20		-5	-0.0060	2.5
-30		-1	-0.0012	2.5
20		3.3	1	0.0012
20	4.2	-2	-0.0024	2.5

Test Frequency:836.5MHz 16QAM 3MHz				
Temperature (°C)	Power Supply (VDC)	Frequency Error (Hz)	Frequency Error (ppm)	Limit (ppm)
50	3.85	-4	-0.0048	2.5
40		5	0.0060	2.5
30		-4	-0.0048	2.5
20		4	0.0048	2.5
10		10	0.0120	2.5
0		-3	-0.0036	2.5
-10		-4	-0.0048	2.5
-20		-5	-0.0060	2.5
-30		1	0.0012	2.5
20		3.3	3	0.0036
20	4.2	7	0.0084	2.5

LTE Band 5

Test Frequency:836.5MHz QPSK 5MHz				
Temperature (°C)	Power Supply (VDC)	Frequency Error (Hz)	Frequency Error (ppm)	Limit (ppm)
50	3.85	13	0.0155	2.5
40		-1	-0.0012	2.5
30		6	0.0072	2.5
20		5	0.0060	2.5
10		2	0.0024	2.5
0		12	0.0143	2.5
-10		8	0.0096	2.5
-20		3	0.0036	2.5
-30		7	0.0084	2.5
20		3.3	3	0.0036
20	4.2	6	0.0072	2.5

Test Frequency:836.5MHz 16QAM 5MHz				
Temperature (°C)	Power Supply (VDC)	Frequency Error (Hz)	Frequency Error (ppm)	Limit (ppm)
50	3.85	-2	-0.0024	2.5
40		11	0.0132	2.5
30		1	0.0012	2.5
20		6	0.0072	2.5
10		11	0.0132	2.5
0		2	0.0024	2.5
-10		0	0.0000	2.5
-20		-3	-0.0036	2.5
-30		1	0.0012	2.5
20		3.3	13	0.0155
20	4.2	3	0.0036	2.5

LTE Band 5

Test Frequency:836.5MHz QPSK 10MHz				
Temperature (°C)	Power Supply (VDC)	Frequency Error (Hz)	Frequency Error (ppm)	Limit (ppm)
50	3.85	7	0.0084	2.5
40		11	0.0132	2.5
30		16	0.0191	2.5
20		7	0.0084	2.5
10		4	0.0048	2.5
0		0	0.0000	2.5
-10		9	0.0108	2.5
-20		11	0.0132	2.5
-30		0	0.0000	2.5
20		3.3	-2	-0.0024
20	4.2	16	0.0191	2.5

Test Frequency:836.5MHz 16QAM 10MHz				
Temperature (°C)	Power Supply (VDC)	Frequency Error (Hz)	Frequency Error (ppm)	Limit (ppm)
50	3.85	16	0.0191	2.5
40		0	0.0000	2.5
30		11	0.0132	2.5
20		8	0.0096	2.5
10		12	0.0143	2.5
0		5	0.0060	2.5
-10		1	0.0012	2.5
-20		0	0.0000	2.5
-30		16	0.0191	2.5
20		3.3	7	0.0084
20	4.2	13	0.0155	2.5

LTE Band 7

Test Frequency:2535MHz QPSK 5MHz				
Temperature (°C)	Power Supply (VDC)	Frequency Error (Hz)	Frequency Error (ppm)	Limit (ppm)
50	3.85	5	0.0020	2.5
40		-5	-0.0020	2.5
30		-4	-0.0016	2.5
20		3	0.0012	2.5
10		2	0.0008	2.5
0		2	0.0008	2.5
-10		-3	-0.0012	2.5
-20		3	0.0012	2.5
-30		1	0.0004	2.5
20		3.3	3	0.0012
20	4.2	9	0.0036	2.5

Test Frequency:2535MHz 16QAM 5MHz				
Temperature (°C)	Power Supply (VDC)	Frequency Error (Hz)	Frequency Error (ppm)	Limit (ppm)
50	3.85	4	0.0016	2.5
40		-3	-0.0012	2.5
30		11	0.0043	2.5
20		2	0.0008	2.5
10		6	0.0024	2.5
0		-6	-0.0024	2.5
-10		11	0.0043	2.5
-20		-4	-0.0016	2.5
-30		4	0.0016	2.5
20		3.3	9	0.0036
20	4.2	1	0.0004	2.5

LTE Band 7

Test Frequency:2535MHz QPSK 10MHz				
Temperature (°C)	Power Supply (VDC)	Frequency Error (Hz)	Frequency Error (ppm)	Limit (ppm)
50	3.85	(Hz)	(ppm)	(ppm)
40		-1	-0.0004	2.5
30		4	0.0016	2.5
20		11	0.0043	2.5
10		3	0.0012	2.5
0		9	0.0036	2.5
-10		-3	-0.0012	2.5
-20		11	0.0043	2.5
-30		-1	-0.0004	2.5
20		3.3	10	0.0039
20	4.2	-1	-0.0004	2.5

Test Frequency:2535MHz 16QAM 10MHz				
Temperature (°C)	Power Supply (VDC)	Frequency Error (Hz)	Frequency Error (ppm)	Limit (ppm)
50	3.85	0	0.0000	2.5
40		9	0.0036	2.5
30		-2	-0.0008	2.5
20		5	0.0020	2.5
10		5	0.0020	2.5
0		7	0.0028	2.5
-10		6	0.0024	2.5
-20		10	0.0039	2.5
-30		14	0.0055	2.5
20		3.3	0	0.0000
20	4.2	6	0.0024	2.5

LTE Band 7

Test Frequency:2535MHz QPSK 15MHz				
Temperature (°C)	Power Supply (VDC)	Frequency Error (Hz)	Frequency Error (ppm)	Limit (ppm)
50	3.85	10	0.0039	2.5
40		7	0.0028	2.5
30		3	0.0012	2.5
20		6	0.0024	2.5
10		5	0.0020	2.5
0		6	0.0024	2.5
-10		-1	-0.0004	2.5
-20		2	0.0008	2.5
-30		4	0.0016	2.5
20		3.3	3	0.0012
20	4.2	6	0.0024	2.5

Test Frequency:2535MHz 16QAM 15MHz				
Temperature (°C)	Power Supply (VDC)	Frequency Error (Hz)	Frequency Error (ppm)	Limit (ppm)
50	3.85	10	0.0039	2.5
40		1	0.0004	2.5
30		16	0.0063	2.5
20		8	0.0032	2.5
10		8	0.0032	2.5
0		4	0.0016	2.5
-10		-1	-0.0004	2.5
-20		8	0.0032	2.5
-30		5	0.0020	2.5
20		3.3	4	0.0016
20	4.2	10	0.0039	2.5

LTE Band 7

Test Frequency:2535MHz QPSK 20MHz				
Temperature (°C)	Power Supply (VDC)	Frequency Error (Hz)	Frequency Error (ppm)	Limit (ppm)
50	3.85	4	0.0016	2.5
40		-9	-0.0036	2.5
30		-4	-0.0016	2.5
20		-1	-0.0004	2.5
10		5	0.0020	2.5
0		7	0.0028	2.5
-10		-7	-0.0028	2.5
-20		5	0.0020	2.5
-30		-5	-0.0020	2.5
20		3.3	3	0.0012
20	4.2	-5	-0.0020	2.5

Test Frequency:2535MHz 16QAM 20MHz				
Temperature (°C)	Power Supply (VDC)	Frequency Error (Hz)	Frequency Error (ppm)	Limit (ppm)
50	3.85	-6	-0.0024	2.5
40		2	0.0008	2.5
30		-9	-0.0036	2.5
20		-2	-0.0008	2.5
10		5	0.0020	2.5
0		2	0.0008	2.5
-10		4	0.0016	2.5
-20		4	0.0016	2.5
-30		4	0.0016	2.5
20		3.3	0	0.0000
20	4.2	0	0.0000	2.5

LTE Band 12

Test Frequency:707.5MHz QPSK 1.4MHz				
Temperature (°C)	Power Supply (VDC)	Frequency Error (Hz)	Frequency Error (ppm)	Limit (ppm)
50	3.85	4	0.0016	2.5
40		4	0.0016	2.5
30		12	0.0047	2.5
20		5	0.0020	2.5
10		7	0.0028	2.5
0		10	0.0039	2.5
-10		11	0.0043	2.5
-20		3	0.0012	2.5
-30		13	0.0051	2.5
20		3.3	1	0.0004
20	4.2	-2	-0.0008	2.5

Test Frequency:707.5MHz 16QAM 1.4MHz				
Temperature (°C)	Power Supply (VDC)	Frequency Error (Hz)	Frequency Error (ppm)	Limit (ppm)
50	3.85	6	0.0024	2.5
40		4	0.0016	2.5
30		-6	-0.0024	2.5
20		3	0.0012	2.5
10		11	0.0043	2.5
0		-3	-0.0012	2.5
-10		-5	-0.0020	2.5
-20		4	0.0016	2.5
-30		8	0.0032	2.5
20		3.3	-1	-0.0004
20	4.2	-5	-0.0020	2.5

LTE Band 12

Test Frequency:707.5MHz QPSK 3MHz				
Temperature (°C)	Power Supply (VDC)	Frequency Error (Hz)	Frequency Error (ppm)	Limit (ppm)
50	3.85	1	0.0004	2.5
40		7	0.0028	2.5
30		10	0.0039	2.5
20		1	0.0004	2.5
10		7	0.0028	2.5
0		7	0.0028	2.5
-10		5	0.0020	2.5
-20		-8	-0.0032	2.5
-30		-4	-0.0016	2.5
20		3.3	7	0.0028
20	4.2	-4	-0.0016	2.5

Test Frequency:707.5MHz 16QAM 3MHz				
Temperature (°C)	Power Supply (VDC)	Frequency Error (Hz)	Frequency Error (ppm)	Limit (ppm)
50	3.85	4	0.0016	2.5
40		0	0.0000	2.5
30		-5	-0.0020	2.5
20		3	0.0012	2.5
10		11	0.0043	2.5
0		-5	-0.0020	2.5
-10		4	0.0016	2.5
-20		-4	-0.0016	2.5
-30		11	0.0043	2.5
20		3.3	-5	-0.0020
20	4.2	9	0.0036	2.5

LTE Band 12

Test Frequency:707.5MHz QPSK 5MHz				
Temperature (°C)	Power Supply (VDC)	Frequency Error (Hz)	Frequency Error (ppm)	Limit (ppm)
50	3.85	4	0.0016	2.5
40		4	0.0016	2.5
30		0	0.0000	2.5
20		3	0.0012	2.5
10		4	0.0016	2.5
0		6	0.0024	2.5
-10		7	0.0028	2.5
-20		1	0.0004	2.5
-30		6	0.0024	2.5
20		3.3	-5	-0.0020
20	4.2	9	0.0036	2.5

Test Frequency:707.5MHz 16QAM 5MHz				
Temperature (°C)	Power Supply (VDC)	Frequency Error (Hz)	Frequency Error (ppm)	Limit (ppm)
50	3.85	3	0.0012	2.5
40		8	0.0032	2.5
30		5	0.0020	2.5
20		6	0.0024	2.5
10		-1	-0.0004	2.5
0		13	0.0051	2.5
-10		6	0.0024	2.5
-20		-1	-0.0004	2.5
-30		12	0.0047	2.5
20		3.3	5	0.0020
20	4.2	14	0.0055	2.5

LTE Band 12

Test Frequency:707.5MHz QPSK 10MHz				
Temperature (°C)	Power Supply (VDC)	Frequency Error (Hz)	Frequency Error (ppm)	Limit (ppm)
50	3.85	10	0.0039	2.5
40		-6	-0.0024	2.5
30		11	0.0043	2.5
20		3	0.0012	2.5
10		6	0.0024	2.5
0		-2	-0.0008	2.5
-10		12	0.0047	2.5
-20		9	0.0036	2.5
-30		4	0.0016	2.5
20		3.3	-5	-0.0020
20	4.2	10	0.0039	2.5

Test Frequency:707.5MHz 16QAM 10MHz				
Temperature (°C)	Power Supply (VDC)	Frequency Error (Hz)	Frequency Error (ppm)	Limit (ppm)
50	3.85	6	0.0024	2.5
40		-5	-0.0020	2.5
30		-7	-0.0028	2.5
20		-2	-0.0008	2.5
10		0	0.0000	2.5
0		-1	-0.0004	2.5
-10		-3	-0.0012	2.5
-20		0	0.0000	2.5
-30		0	0.0000	2.5
20		3.3	-10	-0.0039
20	4.2	-1	-0.0004	2.5

LTE Band 13

Test Frequency: 782.0MHz QPSK 5MHz				
Temperature (°C)	Power Supply (VDC)	Frequency Error (Hz)	Frequency Error (ppm)	Limit (ppm)
50	3.85	1	0.0012	2.5
40		-7	-0.0084	2.5
30		-2	-0.0024	2.5
20		2	0.0024	2.5
10		3	0.0036	2.5
0		-5	-0.0060	2.5
-10		-2	-0.0024	2.5
-20		4	0.0048	2.5
-30		-1	-0.0012	2.5
20		3.3	3	0.0036
20	4.2	-3	-0.0036	2.5

Test Frequency: 782.0MHz 16QAM 5MHz				
Temperature (°C)	Power Supply (VDC)	Frequency Error (Hz)	Frequency Error (ppm)	Limit (ppm)
50	3.85	4	0.0048	2.5
40		12	0.0143	2.5
30		12	0.0143	2.5
20		3	0.0036	2.5
10		-3	-0.0036	2.5
0		-4	-0.0048	2.5
-10		10	0.0120	2.5
-20		3	0.0036	2.5
-30		2	0.0024	2.5
20		3.3	3	0.0036
20	4.2	12	0.0143	2.5

LTE Band 13

Test Frequency: 782.0MHz QPSK 10MHz				
Temperature (°C)	Power Supply (VDC)	Frequency Error (Hz)	Frequency Error (ppm)	Limit (ppm)
50	3.85	13	0.0155	2.5
40		14	0.0167	2.5
30		0	0.0000	2.5
20		5	0.0060	2.5
10		-1	-0.0012	2.5
0		7	0.0084	2.5
-10		5	0.0060	2.5
-20		9	0.0108	2.5
-30		11	0.0131	2.5
20		3.3	8	0.0096
20	4.2	-1	-0.0012	2.5

Test Frequency: 782.0MHz 16QAM 10MHz				
Temperature (°C)	Power Supply (VDC)	Frequency Error (Hz)	Frequency Error (ppm)	Limit (ppm)
50	3.85	12	0.0143	2.5
40		8	0.0096	2.5
30		11	0.0131	2.5
20		6	0.0072	2.5
10		3	0.0036	2.5
0		1	0.0012	2.5
-10		14	0.0167	2.5
-20		4	0.0048	2.5
-30		2	0.0024	2.5
20		3.3	5	0.0060
20	4.2	0	0.0000	2.5

LTE Band 17

Test Frequency: 710.0MHz QPSK 5MHz				
Temperature (°C)	Power Supply (VDC)	Frequency Error (Hz)	Frequency Error (ppm)	Limit (ppm)
50	3.85	3	0.0012	2.5
40		-6	-0.0024	2.5
30		5	0.0020	2.5
20		2	0.0008	2.5
10		7	0.0028	2.5
0		3	0.0012	2.5
-10		8	0.0032	2.5
-20		7	0.0028	2.5
-30		5	0.0020	2.5
20		3.3	3	0.0012
20	4.2	9	0.0036	2.5

Test Frequency: 710.0MHz 16QAM 5MHz				
Temperature (°C)	Power Supply (VDC)	Frequency Error (Hz)	Frequency Error (ppm)	Limit (ppm)
50	3.85	5	0.0020	2.5
40		1	0.0004	2.5
30		0	0.0000	2.5
20		5	0.0020	2.5
10		5	0.0020	2.5
0		0	0.0000	2.5
-10		1	0.0004	2.5
-20		0	0.0000	2.5
-30		1	0.0004	2.5
20		3.3	13	0.0051
20	4.2	-1	-0.0004	2.5

LTE Band 17

Test Frequency: 710.0MHz QPSK 10MHz				
Temperature (°C)	Power Supply (VDC)	Frequency Error (Hz)	Frequency Error (ppm)	Limit (ppm)
50	3.85	3	0.0012	2.5
40		10	0.0039	2.5
30		17	0.0067	2.5
20		8	0.0032	2.5
10		1	0.0004	2.5
0		1	0.0004	2.5
-10		15	0.0059	2.5
-20		14	0.0055	2.5
-30		7	0.0028	2.5
20		3.3	3	0.0012
20	4.2	1	0.0004	2.5

Test Frequency: 710.0MHz 16QAM 10MHz				
Temperature (°C)	Power Supply (VDC)	Frequency Error (Hz)	Frequency Error (ppm)	Limit (ppm)
50	3.85	7	0.0028	2.5
40		10	0.0039	2.5
30		3	0.0012	2.5
20		2	0.0008	2.5
10		1	0.0004	2.5
0		1	0.0004	2.5
-10		7	0.0028	2.5
-20		7	0.0028	2.5
-30		10	0.0039	2.5
20		3.3	5	0.0020
20	4.2	-5	-0.0020	2.5

LTE Band 25

Test Frequency:1882.5MHz QPSK 1.4MHz				
Temperature (°C)	Power Supply (VDC)	Frequency Error (Hz)	Frequency Error (ppm)	Limit (ppm)
50	3.85	5	0.0027	2.5
40		6	0.0032	2.5
30		15	0.0080	2.5
20		6	0.0032	2.5
10		11	0.0059	2.5
0		-1	-0.0005	2.5
-10		15	0.0080	2.5
-20		7	0.0037	2.5
-30		13	0.0069	2.5
20		3.3	15	0.0080
20	4.2	11	0.0059	2.5

T Test Frequency: 1882.5MHz 16QAM 1.4MHz				
Temperature (°C)	Power Supply (VDC)	Frequency Error (Hz)	Frequency Error (ppm)	Limit (ppm)
50	3.85	3	0.0016	2.5
40		11	0.0059	2.5
30		3	0.0016	2.5
20		7	0.0037	2.5
10		5	0.0027	2.5
0		8	0.0043	2.5
-10		3	0.0016	2.5
-20		11	0.0059	2.5
-30		14	0.0074	2.5
20		3.3	0	0.0000
20	4.2	0	0.0000	2.5

LTE Band 25

Test Frequency: 1882.5MHz QPSK 3MHz				
Temperature (°C)	Power Supply (VDC)	Frequency Error (Hz)	Frequency Error (ppm)	Limit (ppm)
50	3.85	-8	-0.0043	2.5
40		-4	-0.0021	2.5
30		2	0.0011	2.5
20		-1	-0.0005	2.5
10		-2	-0.0011	2.5
0		-1	-0.0005	2.5
-10		5	0.0027	2.5
-20		-2	-0.0011	2.5
-30		2	0.0011	2.5
20		3.3	-2	-0.0011
20	4.2	6	0.0032	2.5

Test Frequency: 1882.5MHz 16QAM 3MHz				
Temperature (°C)	Power Supply (VDC)	Frequency Error (Hz)	Frequency Error (ppm)	Limit (ppm)
50	3.85	4	0.0021	2.5
40		-9	-0.0048	2.5
30		-1	-0.0005	2.5
20		-2	-0.0011	2.5
10		7	0.0037	2.5
0		-2	-0.0011	2.5
-10		-10	-0.0053	2.5
-20		0	0.0000	2.5
-30		-5	-0.0027	2.5
20		3.3	-6	-0.0032
20	4.2	-3	-0.0016	2.5

LTE Band 25

Test Frequency: 1882.5MHz QPSK 5MHz				
Temperature (°C)	Power Supply (VDC)	Frequency Error (Hz)	Frequency Error (ppm)	Limit (ppm)
50	3.85	-7	-0.0037	2.5
40		-5	-0.0027	2.5
30		1	0.0005	2.5
20		-3	-0.0016	2.5
10		-4	-0.0021	2.5
0		4	0.0021	2.5
-10		-7	-0.0037	2.5
-20		5	0.0027	2.5
-30		5	0.0027	2.5
20		3.3	-6	-0.0032
20	4.2	-7	-0.0037	2.5

Test Frequency: 1882.5MHz 16QAM 5MHz				
Temperature (°C)	Power Supply (VDC)	Frequency Error (Hz)	Frequency Error (ppm)	Limit (ppm)
50	3.85	-9	-0.0048	2.5
40		3	0.0016	2.5
30		1	0.0005	2.5
20		-4	-0.0021	2.5
10		-13	-0.0069	2.5
0		3	0.0016	2.5
-10		-12	-0.0064	2.5
-20		-9	-0.0048	2.5
-30		-2	-0.0011	2.5
20		3.3	-5	-0.0027
20	4.2	-1	-0.0005	2.5

LTE Band 25

Test Frequency: 1882.5MHz QPSK 10MHz				
Temperature (°C)	Power Supply (VDC)	Frequency Error (Hz)	Frequency Error (ppm)	Limit (ppm)
50	3.85	1	0.0005	2.5
40		-10	-0.0053	2.5
30		-11	-0.0059	2.5
20		-6	-0.0032	2.5
10		0	0.0000	2.5
0		-3	-0.0016	2.5
-10		-4	-0.0021	2.5
-20		-3	-0.0016	2.5
-30		2	0.0011	2.5
20		3.3	-7	-0.0037
20	4.2	0	0.0000	2.5

Test Frequency: 1882.5MHz 16QAM 10MHz				
Temperature (°C)	Power Supply (VDC)	Frequency Error (Hz)	Frequency Error (ppm)	Limit (ppm)
50	3.85	6	0.0032	2.5
40		3	0.0016	2.5
30		-7	-0.0037	2.5
20		1	0.0005	2.5
10		2	0.0011	2.5
0		7	0.0037	2.5
-10		-6	-0.0032	2.5
-20		0	0.0000	2.5
-30		7	0.0037	2.5
20		3.3	5	0.0027
20	4.2	3	0.0016	2.5

LTE Band 25

Test Frequency: 1882.5MHz QPSK 15MHz				
Temperature (°C)	Power Supply (VDC)	Frequency Error (Hz)	Frequency Error (ppm)	Limit (ppm)
50	3.85	(Hz)	(ppm)	(ppm)
40		1	0.0005	2.5
30		3	0.0016	2.5
20		11	0.0059	2.5
10		2	0.0011	2.5
0		3	0.0016	2.5
-10		6	0.0032	2.5
-20		2	0.0011	2.5
-30		4	0.0021	2.5
20		3.3	0	0.0000
20	4.2	-5	-0.0027	2.5

Test Frequency: 1882.5MHz 16QAM 15MHz				
Temperature (°C)	Power Supply (VDC)	Frequency Error (Hz)	Frequency Error (ppm)	Limit (ppm)
50	3.85	4	0.0021	2.5
40		-5	-0.0027	2.5
30		9	0.0048	2.5
20		3	0.0016	2.5
10		9	0.0048	2.5
0		-2	-0.0011	2.5
-10		11	0.0059	2.5
-20		-3	-0.0016	2.5
-30		-2	-0.0011	2.5
20		3.3	5	0.0027
20	4.2	-4	-0.0021	2.5

LTE Band 25

Test Frequency: 1882.5MHz QPSK 20MHz				
Temperature (°C)	Power Supply (VDC)	Frequency Error (Hz)	Frequency Error (ppm)	Limit (ppm)
50	3.85	-4	-0.0021	2.5
40		7	0.0037	2.5
30		8	0.0043	2.5
20		4	0.0021	2.5
10		11	0.0059	2.5
0		4	0.0021	2.5
-10		5	0.0027	2.5
-20		6	0.0032	2.5
-30		10	0.0053	2.5
20		3.3	-3	-0.0016
20	4.2	9	0.0048	2.5

Test Frequency: 1882.5MHz 16QAM 20MHz				
Temperature (°C)	Power Supply (VDC)	Frequency Error (Hz)	Frequency Error (ppm)	Limit (ppm)
50	3.85	-4	-0.0021	2.5
40		12	0.0064	2.5
30		14	0.0074	2.5
20		5	0.0027	2.5
10		-3	-0.0016	2.5
0		1	0.0005	2.5
-10		4	0.0021	2.5
-20		8	0.0043	2.5
-30		7	0.0037	2.5
20		3.3	1	0.0005
20	4.2	5	0.0027	2.5

LTE Band 26

(FCC Part 90)

Test Frequency:823.3MHz QPSK 1.4MHz				
Temperature (°C)	Power Supply (VDC)	Frequency Error (Hz)	Frequency Error (ppm)	Limit (ppm)
50	3.85	-2	-0.0024	2.5
40		-7	-0.0085	2.5
30		-1	-0.0012	2.5
20		-1	-0.0012	2.5
10		-8	-0.0097	2.5
0		-1	-0.0012	2.5
-10		-8	-0.0097	2.5
-20		3	0.0036	2.5
-30		-6	-0.0073	2.5
20		3.3	-4	-0.0049
20	4.2	-9	-0.0109	2.5

Test Frequency: 823.3MHz 16QAM 1.4MHz				
Temperature (°C)	Power Supply (VDC)	Frequency Error (Hz)	Frequency Error (ppm)	Limit (ppm)
50	3.85	2	0.0024	2.5
40		-4	-0.0049	2.5
30		-7	-0.0085	2.5
20		-2	-0.0024	2.5
10		0	0.0000	2.5
0		-2	-0.0024	2.5
-10		1	0.0012	2.5
-20		-3	-0.0036	2.5
-30		4	0.0049	2.5
20		3.3	-4	-0.0049
20	4.2	-1	-0.0012	2.5

LTE Band 26

(FCC Part 90)

Test Frequency:822.5MHz QPSK 3MHz				
Temperature (°C)	Power Supply (VDC)	Frequency Error (Hz)	Frequency Error (ppm)	Limit (ppm)
50	3.85	2	0.0024	2.5
40		-8	-0.0097	2.5
30		0	0.0000	2.5
20		-1	-0.0012	2.5
10		0	0.0000	2.5
0		1	0.0012	2.5
-10		-7	-0.0085	2.5
-20		-1	-0.0012	2.5
-30		5	0.0061	2.5
20		3.3	-3	-0.0036
20	4.2	6	0.0073	2.5

Test Frequency: 822.5MHz 16QAM 3MHz				
Temperature (°C)	Power Supply (VDC)	Frequency Error (Hz)	Frequency Error (ppm)	Limit (ppm)
50	3.85	-8	-0.0097	2.5
40		-2	-0.0024	2.5
30		5	0.0061	2.5
20		0	0.0000	2.5
10		-3	-0.0036	2.5
0		-2	-0.0024	2.5
-10		-2	-0.0024	2.5
-20		2	0.0024	2.5
-30		7	0.0085	2.5
20		3.3	8	0.0097
20	4.2	-2	-0.0024	2.5

LTE Band 26

(FCC Part 90)

Test Frequency:821.5MHz QPSK 5MHz				
Temperature (°C)	Power Supply (VDC)	Frequency Error (Hz)	Frequency Error (ppm)	Limit (ppm)
50	3.85	-1	-0.0012	2.5
40		-1	-0.0012	2.5
30		2	0.0024	2.5
20		-2	-0.0024	2.5
10		-3	-0.0036	2.5
0		2	0.0024	2.5
-10		-9	-0.0109	2.5
-20		-8	-0.0097	2.5
-30		4	0.0049	2.5
20		3.3	-5	-0.0061
20	4.2	-6	-0.0073	2.5

Test Frequency: 821.5MHz 16QAM 5MHz				
Temperature (°C)	Power Supply (VDC)	Frequency Error (Hz)	Frequency Error (ppm)	Limit (ppm)
50	3.85	-6	-0.0073	2.5
40		7	0.0085	2.5
30		-5	-0.0061	2.5
20		-1	-0.0012	2.5
10		-10	-0.0121	2.5
0		-6	-0.0073	2.5
-10		-7	-0.0085	2.5
-20		-9	-0.0109	2.5
-30		0	0.0000	2.5
20		3.3	-7	-0.0085
20	4.2	-6	-0.0073	2.5

LTE Band 26

(FCC Part 90)

Test Frequency:819.0MHz QPSK 10MHz				
Temperature (°C)	Power Supply (VDC)	Frequency Error (Hz)	Frequency Error (ppm)	Limit (ppm)
50	3.85	-3	-0.0036	2.5
40		-11	-0.0134	2.5
30		3	0.0036	2.5
20		-3	-0.0036	2.5
10		0	0.0000	2.5
0		1	0.0012	2.5
-10		5	0.0061	2.5
-20		-8	-0.0097	2.5
-30		-12	-0.0146	2.5
20		3.3	-5	-0.0061
20	4.2	3	0.0036	2.5

Test Frequency: 819.0MHz 16QAM 10MHz				
Temperature (°C)	Power Supply (VDC)	Frequency Error (Hz)	Frequency Error (ppm)	Limit (ppm)
50	3.85	4	0.0049	2.5
40		-11	-0.0134	2.5
30		-5	-0.0061	2.5
20		-3	-0.0036	2.5
10		-5	-0.0061	2.5
0		3	0.0036	2.5
-10		-7	-0.0085	2.5
-20		0	0.0000	2.5
-30		-7	-0.0085	2.5
20		3.3	-2	-0.0024
20	4.2	3	0.0036	2.5

LTE Band 26

(FCC Part 22)

Test Frequency:836.5MHz QPSK 1.4MHz				
Temperature (°C)	Power Supply (VDC)	Frequency Error (Hz)	Frequency Error (ppm)	Limit (ppm)
50	3.85	-2	-0.0024	2.5
40		-10	-0.0120	2.5
30		6	0.0072	2.5
20		-2	-0.0024	2.5
10		0	0.0000	2.5
0		-11	-0.0132	2.5
-10		0	0.0000	2.5
-20		3	0.0036	2.5
-30		2	0.0024	2.5
20		3.3	-10	-0.0120
20	4.2	3	0.0036	2.5

Test Frequency: 836.5MHz 16QAM 1.4MHz				
Temperature (°C)	Power Supply (VDC)	Frequency Error (Hz)	Frequency Error (ppm)	Limit (ppm)
50	3.85	-8	-0.0096	2.5
40		0	0.0000	2.5
30		1	0.0012	2.5
20		-2	-0.0024	2.5
10		-6	-0.0072	2.5
0		0	0.0000	2.5
-10		1	0.0012	2.5
-20		-9	-0.0108	2.5
-30		-4	-0.0048	2.5
20		3.3	-1	-0.0012
20	4.2	3	0.0036	2.5

LTE Band 26

(FCC Part 22)

Test Frequency: 836.5MHz QPSK 3MHz				
Temperature (°C)	Power Supply (VDC)	Frequency Error (Hz)	Frequency Error (ppm)	Limit (ppm)
50	3.85	7	0.0084	2.5
40		6	0.0072	2.5
30		2	0.0024	2.5
20		-1	-0.0012	2.5
10		-7	-0.0084	2.5
0		-4	-0.0048	2.5
-10		-6	-0.0072	2.5
-20		-4	-0.0048	2.5
-30		0	0.0000	2.5
20		3.3	6	0.0072
20	4.2	-4	-0.0048	2.5

Test Frequency: 836.5MHz 16QAM 3MHz				
Temperature (°C)	Power Supply (VDC)	Frequency Error (Hz)	Frequency Error (ppm)	Limit (ppm)
50	3.85	-2	-0.0024	2.5
40		-9	-0.0108	2.5
30		-10	-0.0120	2.5
20		-1	-0.0012	2.5
10		-9	-0.0108	2.5
0		2	0.0024	2.5
-10		-6	-0.0072	2.5
-20		-10	-0.0120	2.5
-30		0	0.0000	2.5
20		3.3	7	0.0084
20	4.2	-4	-0.0048	2.5

LTE Band 26

(FCC Part 22)

Test Frequency: 836.5MHz QPSK 5MHz				
Temperature (°C)	Power Supply (VDC)	Frequency Error (Hz)	Frequency Error (ppm)	Limit (ppm)
50	3.85	-7	-0.0084	2.5
40		6	0.0072	2.5
30		6	0.0072	2.5
20		1	0.0012	2.5
10		7	0.0084	2.5
0		-1	-0.0012	2.5
-10		10	0.0120	2.5
-20		-6	-0.0072	2.5
-30		1	0.0012	2.5
20		3.3	-1	-0.0012
20	4.2	5	0.0060	2.5

Test Frequency: 836.5MHz 16QAM 5MHz				
Temperature (°C)	Power Supply (VDC)	Frequency Error (Hz)	Frequency Error (ppm)	Limit (ppm)
50	3.85	-3	-0.0036	2.5
40		8	0.0096	2.5
30		-6	-0.0072	2.5
20		2	0.0024	2.5
10		0	0.0000	2.5
0		-1	-0.0012	2.5
-10		2	0.0024	2.5
-20		-2	-0.0024	2.5
-30		10	0.0120	2.5
20		3.3	-4	-0.0048
20	4.2	-4	-0.0048	2.5

LTE Band 26

(FCC Part 22)

Test Frequency: 836.5MHz QPSK 10MHz				
Temperature (°C)	Power Supply (VDC)	Frequency Error (Hz)	Frequency Error (ppm)	Limit (ppm)
50	3.85	5	0.0060	2.5
40		-4	-0.0048	2.5
30		-2	-0.0024	2.5
20		-2	-0.0024	2.5
10		4	0.0048	2.5
0		4	0.0048	2.5
-10		-4	-0.0048	2.5
-20		-3	-0.0036	2.5
-30		-6	-0.0072	2.5
20		3.3	2	0.0024
20	4.2	6	0.0072	2.5

Test Frequency: 836.5MHz 16QAM 10MHz				
Temperature (°C)	Power Supply (VDC)	Frequency Error (Hz)	Frequency Error (ppm)	Limit (ppm)
50	3.85	-5	-0.0060	2.5
40		-3	-0.0036	2.5
30		-6	-0.0072	2.5
20		-2	-0.0024	2.5
10		4	0.0048	2.5
0		-6	-0.0072	2.5
-10		5	0.0060	2.5
-20		0	0.0000	2.5
-30		-8	-0.0096	2.5
20		3.3	1	0.0012
20	4.2	7	0.0084	2.5

LTE Band 26

(FCC Part 22)

Test Frequency: 836.5MHz QPSK 15MHz				
Temperature (°C)	Power Supply (VDC)	Frequency Error (Hz)	Frequency Error (ppm)	Limit (ppm)
50	3.85	-4	-0.0048	2.5
40		-2	-0.0024	2.5
30		-7	-0.0084	2.5
20		-1	-0.0012	2.5
10		-3	-0.0036	2.5
0		-1	-0.0012	2.5
-10		1	0.0012	2.5
-20		-2	-0.0024	2.5
-30		-1	-0.0012	2.5
20		3.3	-5	-0.0060
20	4.2	1	0.0012	2.5

Test Frequency: 836.5MHz 16QAM 15MHz				
Temperature (°C)	Power Supply (VDC)	Frequency Error (Hz)	Frequency Error (ppm)	Limit (ppm)
50	3.85	4	0.0048	2.5
40		-10	-0.0120	2.5
30		-1	-0.0012	2.5
20		-2	-0.0024	2.5
10		4	0.0048	2.5
0		1	0.0012	2.5
-10		-2	-0.0024	2.5
-20		-4	-0.0048	2.5
-30		-3	-0.0036	2.5
20		3.3	-2	-0.0024
20	4.2	6	0.0072	2.5

LTE Band 41

Test Frequency:2593MHz QPSK 5MHz				
Temperature (°C)	Power Supply (VDC)	Frequency Error (Hz)	Frequency Error (ppm)	Limit (ppm)
50	3.85	-6	-0.0023	2.5
40		-10	-0.0039	2.5
30		-12	-0.0046	2.5
20		-4	-0.0015	2.5
10		-12	-0.0046	2.5
0		-11	-0.0042	2.5
-10		0	0.0000	2.5
-20		-8	-0.0031	2.5
-30		-6	-0.0023	2.5
20		3.3	-6	-0.0023
20	4.2	4	0.0015	2.5

Test Frequency:2593MHz 16QAM 5MHz				
Temperature (°C)	Power Supply (VDC)	Frequency Error (Hz)	Frequency Error (ppm)	Limit (ppm)
50	3.85	6	0.0024	2.5
40		4	0.0016	2.5
30		-6	-0.0024	2.5
20		3	0.0012	2.5
10		11	0.0043	2.5
0		-3	-0.0012	2.5
-10		-5	-0.0020	2.5
-20		4	0.0016	2.5
-30		8	0.0032	2.5
20		3.3	-1	-0.0004
20	4.2	-5	-0.0020	2.5

LTE Band 41

Test Frequency:2593MHz QPSK 10MHz				
Temperature (°C)	Power Supply (VDC)	Frequency Error (Hz)	Frequency Error (ppm)	Limit (ppm)
50	3.85	1	0.0004	2.5
40		7	0.0028	2.5
30		10	0.0039	2.5
20		1	0.0004	2.5
10		7	0.0028	2.5
0		7	0.0028	2.5
-10		5	0.0020	2.5
-20		-8	-0.0032	2.5
-30		-4	-0.0016	2.5
20		3.3	7	0.0028
20	4.2	-4	-0.0016	2.5

Test Frequency:2593MHz 16QAM 10MHz				
Temperature (°C)	Power Supply (VDC)	Frequency Error (Hz)	Frequency Error (ppm)	Limit (ppm)
50	3.85	4	0.0016	2.5
40		0	0.0000	2.5
30		-5	-0.0020	2.5
20		3	0.0012	2.5
10		11	0.0043	2.5
0		-5	-0.0020	2.5
-10		4	0.0016	2.5
-20		-4	-0.0016	2.5
-30		11	0.0043	2.5
20		3.3	-5	-0.0020
20	4.2	9	0.0036	2.5

LTE Band 41

Test Frequency:2593MHz QPSK 15MHz				
Temperature (°C)	Power Supply (VDC)	Frequency Error (Hz)	Frequency Error (ppm)	Limit (ppm)
50	3.85	4	0.0016	2.5
40		4	0.0016	2.5
30		0	0.0000	2.5
20		3	0.0012	2.5
10		4	0.0016	2.5
0		6	0.0024	2.5
-10		7	0.0028	2.5
-20		1	0.0004	2.5
-30		6	0.0024	2.5
20		3.3	-5	-0.0020
20	4.2	9	0.0036	2.5

Test Frequency:2593MHz 16QAM 15MHz				
Temperature (°C)	Power Supply (VDC)	Frequency Error (Hz)	Frequency Error (ppm)	Limit (ppm)
50	3.85	3	0.0012	2.5
40		8	0.0032	2.5
30		5	0.0020	2.5
20		6	0.0024	2.5
10		-1	-0.0004	2.5
0		13	0.0051	2.5
-10		6	0.0024	2.5
-20		-1	-0.0004	2.5
-30		12	0.0047	2.5
20		3.3	5	0.0020
20	4.2	14	0.0055	2.5

LTE Band 41

Test Frequency:2593MHz QPSK 20MHz				
Temperature (°C)	Power Supply (VDC)	Frequency Error (Hz)	Frequency Error (ppm)	Limit (ppm)
50	3.85	10	0.0039	2.5
40		-6	-0.0024	2.5
30		11	0.0043	2.5
20		3	0.0012	2.5
10		6	0.0024	2.5
0		-2	-0.0008	2.5
-10		12	0.0047	2.5
-20		9	0.0036	2.5
-30		4	0.0016	2.5
20		3.3	-5	-0.0020
20	4.2	10	0.0039	2.5

Test Frequency:2593MHz 16QAM 20MHz				
Temperature (°C)	Power Supply (VDC)	Frequency Error (Hz)	Frequency Error (ppm)	Limit (ppm)
50	3.85	6	0.0024	2.5
40		-5	-0.0020	2.5
30		-7	-0.0028	2.5
20		-2	-0.0008	2.5
10		0	0.0000	2.5
0		-1	-0.0004	2.5
-10		-3	-0.0012	2.5
-20		0	0.0000	2.5
-30		0	0.0000	2.5
20		3.3	-10	-0.0039
20	4.2	-1	-0.0004	2.5

15 RF Exposure

Remark: refer to SAR test report: WTS17S0888245E.

