

TEST REPORT

Reference No...... : WTS16S0243054-3E
FCC ID : 2AC88-E1
Applicant..... : HONGKONG UCLOUDLINK NETWORK TECHNOLOGY LIMITED
Address..... : Unit D.16F.chenknang plaza 250 Hennessy Road,Wanchai
Hongkong
Manufacturer : Shenzhen Ukelink New Technology Co.,Ltd
Address..... : 3 Floor, Building A, Unit 1, the Software industry base, Xuefuroad,
Nanshan district, Shenzhen, Guangdong, China
Product Name..... : 4G Free Roaming Hotspot
Model No..... : E1
Brand..... : GlocalMe
Standards..... : FCC CFR47 Part 22 Subpart H:2015
FCC CFR47 Part 24 Subpart E:2015
FCC CFR47 Part 27 Subpart L:2015
Date of Receipt sample : Feb. 17, 2016
Date of Test : Feb. 18 – Apr. 07, 2016
Date of Issue..... : Apr. 08, 2016
Test Result..... : **Pass**

Remarks:

The results shown in this test report refer only to the sample(s) tested, this test report cannot be reproduced, except in full, without prior written permission of the company. The report would be invalid without specific stamp of test institute and the signatures of compiler and approver.

Prepared By:

Waltek Services (Shenzhen) Co., Ltd.

Address: 1/F., Fukangtai Building, West Baima Road, Songgang Street, Baoan District, Shenzhen,
Guangdong, China

Tel :+86-755-83551033

Fax:+86-755-83552400

Compiled by:



Zero Zhou / Test Engineer

Approved by:



Philo Zhong / Manager

2 Test Summary

Test Items	Test Requirement	Result
RF Output Power	2.1046 22.913 (a) 24.232 (c) 27.50(c) 27.50(d)	PASS
Peak-to-Average Ratio	24.232 (d)	PASS
Bandwidth	2.1049 22.905 22.917 24.238 27.53(a)	PASS
Spurious Emissions at Antenna Terminal	2.1051 22.917 (a) 24.238 (a) 27.53(h)	PASS
Field Strength of Spurious Radiation	2.1053 22.917 (a) 24.238 (a) 27.53(h)	PASS
Out of band emission, Band Edge	22.917 (a) 24.238 (a) 27.53(h)	PASS
Frequency Stability	2.1055 22.355 24.235 27.5(h) 27.54	PASS
Maximum Permissible Exposure (SAR)	1.1307 2.1093	PASS

3 Contents

	Page
1 COVER PAGE.....	1
2 TEST SUMMARY	2
3 CONTENTS	3
4 GENERAL INFORMATION.....	4
4.1 GENERAL DESCRIPTION OF E.U.T.	4
4.2 DETAILS OF E.U.T.	4
4.3 TEST MODE	7
4.4 TEST FACILITY.....	7
5 EQUIPMENT USED DURING TEST	8
5.1 EQUIPMENTS LIST	8
5.2 MEASUREMENT UNCERTAINTY	9
5.3 TEST EQUIPMENT CALIBRATION	9
6 RF OUTPUT POWER	10
6.1 EUT OPERATION.....	10
6.2 TEST PROCEDURE	10
6.3 TEST RESULT	11
7 PEAK-TO-AVERAGE RATIO.....	23
7.1 EUT OPERATION.....	23
7.2 TEST PROCEDURE	23
7.3 TEST RESULT	24
8 BANDWIDTH.....	29
8.1 EUT OPERATION.....	29
8.2 TEST PROCEDURE	29
8.3 TEST RESULT	30
9 SPURIOUS EMISSIONS AT ANTENNA TERMINALS	48
9.1 EUT OPERATION.....	48
9.2 TEST PROCEDURE	48
9.3 TEST RESULT	49
10 SPURIOUS RADIATED EMISSIONS.....	63
10.1 EUT OPERATION	63
10.2 TEST SETUP	63
10.3 SPECTRUM ANALYZER SETUP	64
10.4 TEST PROCEDURE.....	65
10.5 SUMMARY OF TEST RESULTS	66
11 BAND EDGE MEASUREMENT	68
11.1 EUT OPERATION.....	68
11.2 TEST PROCEDURE.....	68
11.3 TEST RESULT	69
12 FREQUENCY STABILITY.....	83
12.1 EUT OPERATION.....	83
12.2 TEST PROCEDURE.....	83
12.3 TEST RESULT	84
13 RF EXPOSURE.....	92

4 General Information

4.1 General Description of E.U.T.

Product Name : 4G Free Roaming Hotspot

Model No. : E1

Model Description : N/A

GSM Band(s) : GSM 850/900/1800/1900MHz

GPRS/EDGE Class : 12

CDMA : 800/1900MHz

WCDMA Band(s) : FDD Band I/II/IV/V/VIII

LTE Bnad(s) : LTE Band 2/4/5/17/41

Wi-Fi Specification : 2.4G: 802.11b/g/n HT20/n

Bluetooth Version : Bluetooth v4.0 with BLE

GPS : Support

NFC : N/A

Hardware Version :LA0908 Ver.B

Software Version :E1_CTA_V01

storage location : Internal Storage

Test Exercise : The EUT was operated in a normal mode.

Note: Main board(Modem1):
The EUT Main board support GSM850/900/DCS1800/PCS1900, CDMA 800/1900MHz,WCDMA Band 1/2/4/5/8, LTE Band 2/4/5/17/41 function. It is intended for speech, Multimedia Message Service (MMS) transmission and 4G free roaming hotspot. It is equipped with GPRS/EDGE class 12 for GSM850/900/DCS1800/PCS1900, GPS,Bluetooth and Wi-Fi functions. For more information see the following datasheet.

Vice board(Modem2):

The EUT Vice board support GSM850/900/DCS1800/PCS1900, CDMA 800/1900MHz, WCDMA Band 1/2/4/5/8. It is intended for system localization. It is equipped with GPRS/EDGE class 12 for GSM850/900/DCS1800/PCS1900

4.2 Details of E.U.T.

Operation Frequency : GSM/GPRS/EDGE 850: 824~849MHz
PCS/GPRS/EDGE 1900: 1850~1910MHz
CDMA800: 824.70~848.31MHz
CDMA1900: 1851.25~1908.75MHz
WCDMA Band II: 1850~1910MHz
WCDMA Band IV: 1710~1755MHz
WCDMA Band V: 824~849MHz
LTE Band 2: 1850~1910MHz
LTE Band 4: 1710~1755MHz

	<p>LTE Band 5: 824~849MHz LTE Band 17: 706~714MHz LTE Band 41: 2498~2688MHz WiFi: 802.11b/g/n HT20: 2412~2462MHz Bluetooth: 2402~2480MHz</p>
Max. RF output power	<p>: Main Board: GSM 850: 32.62dBm PCS1900:29.68dBm CDMA800:24.64dBm CDMA1900:24.47dBm WCDMA Band II: 22.30dBm WCDMA Band V: 22.25dBm WCDMA Band IV: 22.59dBm LTE Band 2: 23.49dBm LTE Band 4: 23.5dBm LTE Band 5: 23.63dBm LTE Band 17: 23.79dBm LTE Band 41: 23.85dBm Vice Board: GSM 850: 32.75dBm PCS1900:29.75dBm CDMA800:24.81dBm CDMA1900:24.44dBm WCDMA Band II: 22.46dBm WCDMA Band V: 22.55dBm WCDMA Band IV: 22.68dBm WiFi(2.4G): 9.28dBm Bluetooth: -0.37dBm</p>
Type of Modulation	<p>: GSM,GPRS: GMSK CDMA2000:QPSK CDMA2000 1xEV-DO:QPSK,8PSK WCDMA: BPSK LTE: QPSK, 16QAM WiFi: CCK, OFDM Bluetooth: GFSK, Pi/4 DQPSK,8DPSK</p>
Antenna installation	<p>: GSM/CDMA/WCDMA/LTE: internal permanent antenna WiFi/Bluetooth: internal permanent antenna</p>
Antenna Gain	<p>Main Board: GSM 850: -0.95dBi PCS1900: -1.9dBi</p>

CDMA800: -0.95dBi
CDMA1900: -1.9dBi
WCDMA Band II: -1.9dBi
WCDMA Band IV: -2.6dBi
WCDMA Band V: -0.95dBi
LTE Band 2: -1.8dBi
LTE Band 4: 0.05dBi
LTE Band 5: -0.95dBi
LTE Band 7: 0.9dBi
LTE Band 17: -4.5dBi
LTE Band 41: 1.5dBi

Vice Board:

GSM 850: -0.95dBi
PCS1900: -1.9dBi
CDMA800: -0.95dBi
CDMA1900: -1.9dBi
WCDMA Band II: -1.9dBi
WCDMA Band IV: -2.6dBi
WCDMA Band V: -0.95dBi
WiFi(2.4G): 0dBi
Bluetooth: 0dBi

Technical Data:

Battery DC 3.8V, 13.3Wh
DC 5V, 1.0A, charging from mini USB port

4.3 Test Mode

All test mode(s) and condition(s) mentioned were considered and evaluated respectively by performing full tests, the worst data were recorded and reported.

Support Band	Test Mode	Channel Frequency	Channel Number
GSM 850	GPRS/EGPRS	824.2 MHz	128
		836.6 MHz	190
		848.8 MHz	251
PCS 1900	GPRS/EGPRS	1850.2 MHz	512
		1880.0 MHz	661
		1909.8 MHz	810
WCDMA Band V	WCDMA/HSUPA/HSDPA	826.4 MHz	4132
		836.6 MHz	4183
		846.6 MHz	4233
WCDMA Band II	WCDMA/HSUPA/HSDPA	1852.4MHz	9262
		1880.0MHz	9400
		1907.6MHz	9538
WCDMA Band IV	WCDMA/HSUPA/HSDPA	1712.4MHz	1313
		1732.6MHz	1413
		1752.6MHz	1512
Remark: All mode(s) were tested and the worst data was recorded.			

4.4 Test Facility

The test facility has a test site registered with the following organizations:

- IC – Registration No.: 7760A**
 Waltek Services(Shenzhen) Co., Ltd. Has been registered and fully described in a report filed with the Industry Canada. The acceptance letter from the Industry Canada is maintained in our files. Registration number 7760A, October 15, 2015.
- FCC Test Site 1#– Registration No.: 880581**
 Waltek Services(Shenzhen) Co., Ltd. EMC Laboratory `has been registered and fully described in a report filed with the (FCC) Federal Communications Commission. The acceptance letter from the FCC is maintained in our files. Registration 880581, April 29, 2014.
- FCC Test Site 2#– Registration No.: 328995**
 Waltek Services(Shenzhen) Co., Ltd. EMC Laboratory `has been registered and fully described in a report filed with the (FCC) Federal Communications Commission. The acceptance letter from the FCC is maintained in our files. Registration 328995, December 3, 2014.

5 Equipment Used during Test

5.1 Equipments List

RF Conducted Test						
Item	Equipment	Manufacturer	Model No.	Serial No.	Last Calibration Date	Calibration Due Date
1.	EMC Analyzer (9k~26.5GHz)	Agilent	E7405A	MY45114943	Aug.15,2015	Aug.14,2016
2.	Spectrum Analyzer (9k-6GHz)	R&S	FSL6	100959	Aug.15,2015	Aug.14,2016
3.	Humidity Chamber	GF	GTH-225-40-1P	IAA061213	Aug.15,2015	Aug.14,2016
4.	Universal Radio Communication Tester	R&S	CMU 200	112461	Apr.10,2015	Apr.09,2016
3m Semi-anechoic Chamber for Radiated Emissions						
Item	Equipment	Manufacturer	Model No.	Serial No.	Last Calibration Date	Calibration Due Date
1	EMC Analyzer	Agilent	E7405A	MY45114943	Sep.15,2015	Sep.14,2016
2	Active Loop Antenna	Beijing Dazhi	ZN30900A	-	Sep.15,2015	Sep.14,2016
3	Trilog Broadband Antenna	SCHWARZBECK	VULB9163	336	Apr.18,2015	Apr.17,2016
4	Coaxial Cable (below 1GHz)	Top	TYPE16(13M)	-	Sep.15,2015	Sep.14,2016
5	Broad-band Horn Antenna	SCHWARZBECK	BBHA 9120 D	667	Apr.18,2015	Apr.17,2016
6	Broad-band Horn Antenna	SCHWARZBECK	BBHA 9120 D	669	Apr.18,2015	Apr.17,2016
7	Broadband Preamplifier	COMPLIANCE DIRECTION	PAP-1G18	2004	Sep.15,2015	Sep.14,2016
8	Coaxial Cable (above 1GHz)	Top	1000MHz- 25GHz	EW02014-7	Apr.09,2015	Apr.08,2016
9	Broad-band Horn Antenna	SCHWARZBECK	BBHA 9170	335	Sep.15,2015	Sep.14,2016
10	Universal Radio Communication Tester	R&S	CMU 200	112461	Apr.10,2015	Apr.09,2016
11	Signal Generator	R&S	SMR20	100046	Sep.15,2015	Sep.14,2016

5.2 Measurement Uncertainty

Parameter	Uncertainty
Radio Frequency	$\pm 1 \times 10^{-6}$
RF Power	± 1.0 dB
RF Power Density	± 2.2 dB
Radiated Spurious Emissions test	± 5.03 dB (Bilog antenna 30M~1000MHz)
	± 5.47 dB (Horn antenna 1000M~25000MHz)
Conducted Spurious Emissions test	± 3.64 dB (AC mains 150KHz~30MHz)

5.3 Test Equipment Calibration

All the test equipments used are valid and calibrated by CEPREI Certification Body that address is No.110 Dongguan Zhuang RD. Guangzhou, P.R.China.

6 RF OUTPUT POWER

Test Requirement:	FCC Part 2.1046,22.913 (a),24.232 (c), 27.50(c.10); 27.50(d.4)
Test Method:	TIA/EIA-603-D:2010 KDB971168 D01 v02r02
Test Mode:	Transmitting

6.1 EUT Operation

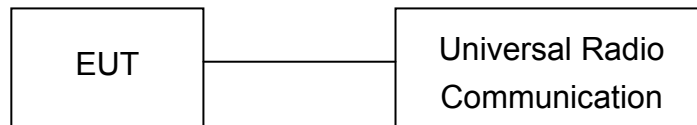
Operating Environment :

Temperature:	22.5 °C
Humidity:	52.1 % RH
Atmospheric Pressure:	101.2kPa

6.2 Test Procedure

Conducted method:

The RF output of the transmitter was connected to the wireless test set and the spectrum analyzer through sufficient attenuation.



Radiated method:

1. The setup of EUT is according with per TIA/EIA Standard 603D measurement procedure.
2. The measurement antenna was placed at a distance of 3 meters from the EUT. During the tests, the antenna height and polarization as well as EUT azimuth were varied in order to identify the maximum level of emissions from the EUT. The test was performed by placing the EUT on 3-orthogonal axis.
3. The frequency range up to tenth harmonic of the fundamental frequency was investigated.
4. Remove the EUT and replace it with substitution antenna. A signal generator was connected to the substitution antenna by a non-radiating cable. The absolute levels of the spurious emissions were measured by the substitution.

6.3 Test Result

Modem 1

Conducted Power

GSM - Burst Average Power (dBm)						
Band	GSM850			PCS1900		
Channel	128	190	251	512	661	810
Frequency (MHz)	824.2	836.6	848.8	1850.2	1880	1909.8
GPRS (1 slot)	32.59	32.62	32.58	29.65	29.68	29.67
GPRS (2 slots)	32.47	32.53	32.46	29.50	29.49	29.49
GPRS (3 slots)	32.33	32.26	32.30	29.39	29.35	29.08
GPRS (4 slots)	32.15	32.21	32.20	29.30	29.28	29.23
EGPRS (1 slot)	26.04	26.03	25.82	25.31	25.29	25.03
EGPRS (2 slots)	25.90	25.66	25.65	25.21	25.17	24.88
EGPRS (3 slots)	25.64	25.34	25.32	25.20	25.19	25.08
EGPRS (4 slots)	25.22	25.14	25.03	25.11	25.08	25.07

WCDMA - Average Power (dBm)									
Band	WCDMA Band II			WCDMA Band V			WCDMA Band IV		
Channel	9262	9400	9538	4132	4183	4233	1313	1413	1512
Frequency (MHz)	1852.4	1880	1907.6	826.4	836.6	846.6	1712.4	1732.6	1752.6
RMC 12.2k	22.25	22.17	22.30	22.25	22.24	22.15	22.18	22.44	22.59
HSDPA Subtest-1	21.41	21.30	21.13	21.58	21.41	21.37	21.24	21.24	21.49
HSDPA Subtest-2	21.36	21.34	21.14	21.48	21.38	21.28	21.23	21.20	21.47
HSDPA Subtest-3	21.32	21.28	21.10	21.36	21.36	21.26	21.17	21.13	21.36
HSDPA Subtest-4	21.28	21.27	21.08	21.38	21.27	21.30	21.16	21.17	21.32
HSUPA Subtest-1	21.26	21.08	21.25	21.38	21.14	21.09	21.10	21.22	21.39
HSUPA Subtest-2	21.14	21.06	21.04	21.23	21.12	21.07	21.11	21.20	21.25
HSUPA Subtest-3	21.20	21.06	21.13	21.30	21.14	21.06	21.23	21.17	21.26
HSUPA Subtest-4	21.12	20.98	21.07	21.24	21.08	21.11	21.14	21.06	21.14
HSUPA Subtest-5	21.09	20.84	20.88	21.05	21.06	21.01	21.02	21.03	21.22

Modem 2

Conducted Power

GSM - Burst Average Power (dBm)						
Band	GSM850			PCS1900		
Channel	128	190	251	512	661	810
Frequency (MHz)	824.2	836.6	848.8	1850.2	1880	1909.8
GPRS (1 slot)	32.75	32.57	32.47	29.26	29.79	29.49
GPRS (2 slots)	32.50	32.27	32.02	29.22	29.54	29.27
GPRS (3 slots)	32.12	31.92	31.55	29.20	29.28	28.95
GPRS (4 slots)	31.57	31.57	30.91	28.81	28.94	28.64
EGPRS (1 slot)	26.23	25.89	25.57	24.90	25.03	25.18.
EGPRS (2 slots)	25.90	25.59	25.20	24.66	24.81	24.93
EGPRS (3 slots)	25.86	25.48	25.21	24.57	24.80	24.90
EGPRS (4 slots)	25.79	25.45	25.20	24.43	24.77	24.88

WCDMA - Average Power (dBm)									
Band	WCDMA Band II			WCDMA Band V			WCDMA Band IV		
Channel	9262	9400	9538	4132	4183	4233	1313	1413	1512
Frequency (MHz)	1852.4	1880	1907.6	826.4	836.6	846.6	1712.4	1732.6	1752.6
RMC 12.2k	22.46	22.46	22.34	22.55	22.50	22.44	22.41	22.68	22.41
HSDPA Subtest-1	21.52	21.40	21.46	21.42	21.40	21.23	21.23	21.46	21.46
HSDPA Subtest-2	21.44	21.39	21.44	21.39	21.33	21.20	21.23	21.44	21.45
HSDPA Subtest-3	21.36	21.37	21.42	21.39	21.30	21.19	21.20	21.44	21.40
HSDPA Subtest-4	21.26	21.28	21.37	21.22	21.25	21.17	21.18	21.26	21.35
HSUPA Subtest-1	21.47	21.31	21.36	21.52	21.32	21.13	21.17	21.20	21.38
HSUPA Subtest-2	21.42	21.30	21.32	21.48	21.31	21.12	21.14	21.18	21.29
HSUPA Subtest-3	21.43	21.26	21.30	21.47	21.30	21.09	21.11	21.17	21.30
HSUPA Subtest-4	21.39	21.25	21.28	21.36	21.26	21.07	21.10	21.12	21.26
HSUPA Subtest-5	21.32	21.27	21.26	21.32	21.24	21.06	21.08	21.10	21.21

Radiated Power

Modem 1

ERP and EIRP

Cellular Band (Part 22H)

Frequency	Receiver Reading	Turn table Angle	RX Antenna		Substituted			Absolute Level	Part 22H	
			Height	Polar	SG Level	Cable	Antenna Gain		Limit	Margin
(MHz)	(dB μ V)	Degree	(m)	(H/V)	(dBm)	(dB)	(dB)	(dBm)	(dBm)	(dB)
GPRS 850 Channel 128										
824.20	93.95	252	1.1	H	26.92	0.20	0.00	26.72	38.45	-11.73
824.20	97.92	277	1.4	V	30.82	0.20	0.00	30.62	38.45	-7.83
GPRS 850 Channel 190										
836.60	90.17	258	2.2	H	23.14	0.20	0.00	22.94	38.45	-15.51
836.60	97.16	243	2.3	V	30.06	0.20	0.00	29.86	38.45	-8.59
GPRS 850 Channel 251										
848.80	90.79	184	2.4	H	23.76	0.20	0.00	23.56	38.45	-14.89
848.80	97.89	22	1.3	V	30.79	0.20	0.00	30.59	38.45	-7.86
EGPRS 850 Channel 128										
824.20	87.06	173	1.9	H	20.03	0.20	0.00	19.83	38.45	-18.62
824.20	92.42	103	1.6	V	25.32	0.20	0.00	25.12	38.45	-13.33
EGPRS 850 Channel 190										
836.60	86.20	200	2.2	H	19.17	0.20	0.00	18.97	38.45	-19.48
836.60	92.51	326	1.8	V	25.41	0.20	0.00	25.21	38.45	-13.24
EGPRS 850 Channel 251										
848.80	86.33	170	1.1	H	19.30	0.20	0.00	19.10	38.45	-19.35
848.80	92.03	154	1.9	V	24.93	0.20	0.00	24.73	38.45	-13.72

Frequency	Receiver Reading	Turn table Angle	RX Antenna		Substituted			Absolute Level	Part 22H	
			Height	Polar	SG Level	Cable	Antenna Gain		Limit	Margin
(MHz)	(dB μ V)	Degree	(m)	(H/V)	(dBm)	(dB)	(dB)	(dBm)	(dBm)	(dB)
WCDMA Band V Voice Channel 4132										
826.40	78.63	189	1.2	H	11.60	0.20	0.00	11.40	38.45	-27.05
826.40	84.36	87	1.3	V	17.26	0.20	0.00	17.06	38.45	-21.39
WCDMA Band V Voice Channel 4183										
836.60	78.30	107	1.2	H	11.27	0.20	0.00	11.07	38.45	-27.38
836.60	85.89	102	2.5	V	18.79	0.20	0.00	18.59	38.45	-19.86
WCDMA Band V Voice Channel 4233										
846.60	77.50	240	2.2	H	10.47	0.20	0.00	10.27	38.45	-28.18
846.60	84.33	221	1.7	V	17.23	0.20	0.00	17.03	38.45	-21.42
WCDMA Band V HSDPA Channel 4132										
826.40	78.03	287	1.7	H	11.00	0.20	0.00	10.80	38.45	-27.65
826.40	84.62	79	1.6	V	17.52	0.20	0.00	17.32	38.45	-21.13
WCDMA Band V HSDPA Channel 4183										
836.60	76.13	192	2.2	H	9.10	0.20	0.00	8.90	38.45	-29.55
836.60	84.07	102	1.3	V	16.97	0.20	0.00	16.77	38.45	-21.68
WCDMA Band V HSDPA Channel 4233										
846.60	81.24	132	1.7	H	14.21	0.20	0.00	14.01	38.45	-24.44
846.60	85.73	44	1.9	V	18.63	0.20	0.00	18.43	38.45	-20.02
WCDMA Band V HSUPA Channel 4132										
826.40	79.24	191	1.9	H	12.21	0.20	0.00	12.01	38.45	-26.44
826.40	84.56	72	1.4	V	17.46	0.20	0.00	17.26	38.45	-21.19
WCDMA Band V HSUPA Channel 4183										
836.60	78.27	347	1.5	H	11.24	0.20	0.00	11.04	38.45	-27.41
836.60	84.21	308	1.5	V	17.11	0.20	0.00	16.91	38.45	-21.54
WCDMA Band V HSUPA Channel 4233										
846.60	80.12	138	1.8	H	13.09	0.20	0.00	12.89	38.45	-25.56
846.60	86.27	136	1.5	V	19.17	0.20	0.00	18.97	38.45	-19.48

Cellular Band (Part 24E)

Frequency	Receiver Reading	Turn table Angle	RX Antenna		Substituted			Absolute Level	Part 24E	
			Height	Polar	SG Level	Cable	Antenna Gain		Limit	Margin
(MHz)	(dB μ V)	Degree	(m)	(H/V)	(dBm)	(dB)	(dB)	(dBm)	(dBm)	(dB)
GPRS 1900 Channel 512										
1850.20	89.25	58	2.2	H	15.28	0.31	10.40	25.37	33	-7.63
1850.20	94.05	56	1.8	V	20.77	0.31	10.40	30.86	33	-2.14
GPRS 1900 Channel 661										
1880.00	86.71	206	1.6	H	12.86	0.31	10.40	22.95	33	-10.05
1880.00	92.67	49	1.2	V	19.55	0.31	10.40	29.64	33	-3.36
GPRS 1900 Channel 810										
1909.80	85.27	352	1.6	H	11.54	0.32	10.40	21.62	33	-11.38
1909.80	92.11	100	1.8	V	19.15	0.32	10.40	29.23	33	-3.77
EGPRS 1900 Channel 512										
1850.20	87.58	252	1.8	H	13.61	0.31	10.40	23.70	33	-9.30
1850.20	94.24	241	2.2	V	20.96	0.31	10.40	31.05	33	-1.95
EGPRS 1900 Channel 661										
1880.00	85.25	261	2.0	H	11.40	0.31	10.40	21.49	33	-11.51
1880.00	92.48	45	2.1	V	19.36	0.31	10.40	29.45	33	-3.55
EGPRS 1900 Channel 810										
1909.80	86.57	134	1.4	H	12.84	0.32	10.40	22.92	33	-10.08
1909.80	92.41	53	1.0	V	19.45	0.32	10.40	29.53	33	-3.47

Frequency	Receiver Reading	Turn table Angle	RX Antenna		Substituted			Absolute Level	Part 24E	
			Height	Polar	SG Level	Cable	Antenna Gain		Limit	Margin
(MHz)	(dBμV)	Degree	(m)	(H/V)	(dBm)	(dB)	(dB)	(dBm)	(dBm)	(dB)
WCDMA Band II Voice Channel 9262										
1852.40	77.50	114	2.2	H	3.53	0.31	10.40	13.62	33	-19.38
1852.40	85.67	5	1.9	V	12.39	0.31	10.40	22.48	33	-10.52
WCDMA Band II Voice Channel 9400										
1880.00	79.72	159	1.1	H	5.87	0.31	10.40	15.96	33	-17.04
1880.00	84.88	117	2.4	V	11.76	0.31	10.40	21.85	33	-11.15
WCDMA Band II Voice Channel 9538										
1907.60	77.50	299	1.3	H	3.77	0.32	10.40	13.85	33	-19.15
1907.60	84.15	89	2.2	V	11.19	0.32	10.40	21.27	33	-11.73
WCDMA Band II HSDPA Channel 9262										
1852.40	78.34	57	1.2	H	4.37	0.31	10.40	14.46	33	-18.54
1852.40	84.59	50	1.8	V	11.31	0.31	10.40	21.40	33	-11.60
WCDMA Band II HSDPA Channel 9400										
1880.00	78.41	18	1.2	H	4.56	0.31	10.40	14.65	33	-18.35
1880.00	86.30	153	1.6	V	13.18	0.31	10.40	23.27	33	-9.73
WCDMA Band II HSDPA Channel 9538										
1907.60	78.57	143	1.9	H	4.84	0.32	10.40	14.92	33	-18.08
1907.60	84.92	215	2.0	V	11.96	0.32	10.40	22.04	33	-10.96
WCDMA Band II HSUPA Channel 9262										
1852.40	77.29	244	1.8	H	3.32	0.31	10.40	13.41	33	-19.59
1852.40	84.21	48	1.6	V	10.93	0.31	10.40	21.02	33	-11.98
WCDMA Band II HSUPA Channel 9400										
1880.00	76.28	101	2.4	H	2.43	0.31	10.40	12.52	33	-20.48
1880.00	84.48	227	1.9	V	11.36	0.31	10.40	21.45	33	-11.55
WCDMA Band II HSUPA Channel 9538										
1907.60	81.04	157	2.5	H	7.31	0.32	10.40	17.39	33	-15.61
1907.60	85.58	285	1.8	V	12.62	0.32	10.40	22.70	33	-10.30

Frequency	Receiver Reading	Turn table Angle	RX Antenna		Substituted			Absolute Level	Part 27	
			Height	Polar	SG Level	Cable	Antenna Gain		Limit	Margin
(MHz)	(dBμV)	Degree	(m)	(H/V)	(dBm)	(dB)	(dB)	(dBm)	(dBm)	(dB)
WCDMA Band IV Voice Channel 1313										
1712.40	76.51	132	1.9	H	2.98	0.30	9.40	12.08	30	-17.92
1712.40	84.22	87	1.6	V	10.74	0.30	9.40	19.84	30	-10.16
WCDMA Band IV Voice Channel 1413										
1732.60	78.54	307	1.7	H	5.04	0.30	9.40	14.14	30	-15.86
1732.60	84.18	213	1.4	V	10.72	0.30	9.40	19.82	30	-10.18
WCDMA Band IV Voice Channel 1512										
1752.60	77.34	25	2.2	H	3.85	0.30	9.40	12.95	30	-17.05
1752.60	84.29	128	1.1	V	10.84	0.30	9.40	19.94	30	-10.06
WCDMA Band IV HSDPA Channel 1313										
1712.40	77.59	309	1.4	H	4.06	0.30	9.40	13.16	30	-16.84
1712.40	84.52	20	2.1	V	11.04	0.30	9.40	20.14	30	-9.86
WCDMA Band IV HSDPA Channel 1413										
1732.60	76.30	126	1.1	H	2.80	0.30	9.40	11.90	30	-18.10
1732.60	84.18	32	2.0	V	10.72	0.30	9.40	19.82	30	-10.18
WCDMA Band IV HSDPA Channel 1512										
1752.60	77.43	51	1.1	H	3.94	0.30	9.40	13.04	30	-16.96
1752.60	84.73	6	1.2	V	11.28	0.30	9.40	20.38	30	-9.62
WCDMA Band IV HSUPA Channel 1313										
1712.40	79.37	320	1.9	H	5.84	0.30	9.40	14.94	30	-15.06
1712.40	84.07	251	1.3	V	10.59	0.30	9.40	19.69	30	-10.31
WCDMA Band IV HSUPA Channel 1413										
1732.60	78.47	352	1.8	H	4.97	0.30	9.40	14.07	30	-15.93
1732.60	84.01	180	2.3	V	10.55	0.30	9.40	19.65	30	-10.35
WCDMA Band IV HSUPA Channel 1512										
1752.60	79.20	201	1.8	H	5.71	0.30	9.40	14.81	30	-15.19
1752.60	84.39	332	2.3	V	10.94	0.30	9.40	20.04	30	-9.96

Modem 2

ERP and EIRP

Cellular Band (Part 22H)

Frequency	Receiver Reading	Turn table Angle	RX Antenna		Substituted			Absolute Level	Part 22H	
			Height	Polar	SG Level	Cable	Antenna Gain		Limit	Margin
(MHz)	(dBμV)	Degree	(m)	(H/V)	(dBm)	(dB)	(dB)	(dBm)	(dBm)	(dB)
GPRS 850 Channel 128										
824.20	92.34	243	1.8	H	25.31	0.20	0.00	25.11	38.45	-13.34
824.20	97.40	49	2.4	V	30.30	0.20	0.00	30.10	38.45	-8.35
GPRS 850 Channel 190										
836.60	91.97	162	1.7	H	24.94	0.20	0.00	24.74	38.45	-13.71
836.60	97.85	206	2.2	V	30.75	0.20	0.00	30.55	38.45	-7.90
GPRS 850 Channel 251										
848.80	92.70	186	2.3	H	25.67	0.20	0.00	25.47	38.45	-12.98
848.80	97.55	310	2.5	V	30.45	0.20	0.00	30.25	38.45	-8.20
EGPRS 850 Channel 128										
824.20	86.18	214	2.4	H	19.15	0.20	0.00	18.95	38.45	-19.50
824.20	92.31	280	1.9	V	25.21	0.20	0.00	25.01	38.45	-13.44
EGPRS 850 Channel 190										
836.60	88.05	121	2.0	H	21.02	0.20	0.00	20.82	38.45	-17.63
836.60	92.48	304	2.2	V	25.38	0.20	0.00	25.18	38.45	-13.27
EGPRS 850 Channel 251										
848.80	87.42	95	2.4	H	20.39	0.20	0.00	20.19	38.45	-18.26
848.80	92.32	65	1.6	V	25.22	0.20	0.00	25.02	38.45	-13.43
WCDMA Voice Band V Channel 4132										
826.40	78.88	229	1.6	H	11.85	0.20	0.00	11.65	38.45	-26.80
826.40	84.97	194	1.6	V	17.87	0.20	0.00	17.67	38.45	-20.78
WCDMA Voice Band V Channel 4183										
836.60	79.55	298	1.2	H	12.52	0.20	0.00	12.32	38.45	-26.13
836.60	84.70	175	1.2	V	17.60	0.20	0.00	17.40	38.45	-21.05
WCDMA Voice Band V Channel 4233										
846.60	78.46	210	1.4	H	11.43	0.20	0.00	11.23	38.45	-27.22
846.60	84.72	42	2.5	V	17.62	0.20	0.00	17.42	38.45	-21.03
WCDMA HSDPA Band V Channel 4132										
826.40	77.78	236	2.4	H	10.75	0.20	0.00	10.55	38.45	-27.90

826.40	84.51	164	2.4	V	17.41	0.20	0.00	17.21	38.45	-21.24
WCDMA HSDPA Band V Channel 4183										
836.60	76.02	69	1.7	H	8.99	0.20	0.00	8.79	38.45	-29.66
836.60	84.03	210	2.2	V	16.93	0.20	0.00	16.73	38.45	-21.72
WCDMA HSDPA Band V Channel 4233										
846.60	77.56	193	1.1	H	10.53	0.20	0.00	10.33	38.45	-28.12
846.60	84.11	66	2.1	V	17.01	0.20	0.00	16.81	38.45	-21.64
WCDMA HSUPA Band V Channel 4132										
826.40	78.94	132	1.9	H	11.91	0.20	0.00	11.71	38.45	-26.74
826.40	84.33	6	2.2	V	17.23	0.20	0.00	17.03	38.45	-21.42
WCDMA HSUPA Band V Channel 4183										
836.60	78.42	206	1.6	H	11.39	0.20	0.00	11.19	38.45	-27.26
836.60	84.41	215	2.3	V	17.31	0.20	0.00	17.11	38.45	-21.34
WCDMA HSUPA Band V Channel 4233										
846.60	79.23	90	2.3	H	12.20	0.20	0.00	12.00	38.45	-26.45
846.60	84.34	15	2.4	V	17.24	0.20	0.00	17.04	38.45	-21.41

Cellular Band (Part 24E)

Frequency	Receiver Reading	Turntable Angle	RX Antenna		Substituted			Absolute Level	Part 24E	
			Height	Polar	SG Level	Cable	Antenna Gain		Limit	Margin
(MHz)	(dBμV)	Degree	(m)	(H/V)	(dBm)	(dB)	(dB)	(dBm)	(dBm)	(dB)
GPRS 1900 Channel 512										
1850.20	87.10	25	2.2	H	13.13	0.31	10.40	23.22	33	-9.78
1850.20	92.42	351	1.7	V	19.14	0.31	10.40	29.23	33	-3.77
GPRS 1900 Channel 661										
1880.00	87.62	259	2.3	H	13.77	0.31	10.40	23.86	33	-9.14
1880.00	92.76	146	1.9	V	19.64	0.31	10.40	29.73	33	-3.27
GPRS 1900 Channel 810										
1909.80	87.26	232	1.1	H	13.53	0.32	10.40	23.61	33	-9.39
1909.80	92.05	10	2.1	V	19.09	0.32	10.40	29.17	33	-3.83
EGPRS 1900 Channel 512										
1850.20	83.85	59	2.2	H	9.88	0.31	10.40	19.97	33	-13.03
1850.20	88.83	300	1.7	V	15.55	0.31	10.40	25.64	33	-7.36
EGPRS 1900 Channel 661										
1880.00	85.73	24	2.4	H	11.88	0.31	10.40	21.97	33	-11.03
1880.00	88.26	245	2.1	V	15.14	0.31	10.40	25.23	33	-7.77
EGPRS 1900 Channel 810										
1909.80	83.90	43	1.7	H	10.17	0.32	10.40	20.25	33	-12.75
1909.80	88.83	136	2.2	V	15.87	0.32	10.40	25.95	33	-7.05
WCDMA Voice Band II Channel 9262										
1852.40	76.23	345	1.0	H	2.26	0.31	10.40	12.35	33	-20.65
1852.40	84.05	292	1.7	V	10.77	0.31	10.40	20.86	33	-12.14
WCDMA Voice Band II Channel 9400										
1880.00	76.71	299	1.3	H	2.86	0.31	10.40	12.95	33	-20.05
1880.00	84.35	155	1.3	V	11.23	0.31	10.40	21.32	33	-11.68
WCDMA Voice Band II Channel 9538										
1907.60	77.42	121	1.6	H	3.69	0.32	10.40	13.77	33	-19.23
1907.60	84.07	253	1.1	V	11.11	0.32	10.40	21.19	33	-11.81
WCDMA HSDPA Band II Channel 9262										
1852.40	79.36	353	1.7	H	5.39	0.31	10.40	15.48	33	-17.52
1852.40	84.90	56	1.9	V	11.62	0.31	10.40	21.71	33	-11.29
WCDMA HSDPA Band II Channel 9400										

1880.00	79.92	170	1.0	H	6.07	0.31	10.40	16.16	33	-16.84
1880.00	84.29	249	1.2	V	11.17	0.31	10.40	21.26	33	-11.74
WCDMA HSDPA Band II Channel 9538										
1907.60	76.12	123	2.1	H	2.39	0.32	10.40	12.47	33	-20.53
1907.60	84.83	121	2.2	V	11.87	0.32	10.40	21.95	33	-11.05
WCDMA HSUPA Band II Channel 9262										
1852.40	78.55	238	2.5	H	4.58	0.31	10.40	14.67	33	-18.33
1852.40	84.76	345	1.3	V	11.48	0.31	10.40	21.57	33	-11.43
WCDMA HSUPA Band II Channel 9400										
1880.00	78.49	258	2.4	H	4.64	0.31	10.40	14.73	33	-18.27
1880.00	84.04	278	2.1	V	10.92	0.31	10.40	21.01	33	-11.99
WCDMA HSUPA Band II Channel 9538										
1907.60	76.27	239	1.3	H	2.54	0.32	10.40	12.62	33	-20.38
1907.60	84.71	276	1.0	V	11.75	0.32	10.40	21.83	33	-11.17
WCDMA Voice Band IV Channel 1313										
1712.40	77.73	195	1.7	H	3.76	0.30	9.40	12.86	33	-20.14
1712.40	84.24	197	1.7	V	9.96	0.30	9.40	19.06	33	-13.94
WCDMA Voice Band IV Channel 1413										
1732.60	76.08	139	2.2	H	2.23	0.30	9.40	11.33	33	-21.67
1732.60	84.22	340	1.6	V	10.10	0.30	9.40	19.20	33	-13.80
WCDMA Voice Band IV Channel 1512										
1752.60	78.92	22	2.3	H	5.19	0.30	9.40	14.29	33	-18.71
1752.60	84.94	114	2.5	V	9.98	0.30	9.40	19.08	33	-13.92
WCDMA HSDPA Band IV Channel 1313										
1712.40	77.62	202	2.1	H	3.65	0.30	9.40	12.75	33	-20.25
1712.40	84.61	36	2.2	V	10.33	0.30	9.40	19.43	33	-13.57
WCDMA HSDPA Band IV Channel 1413										
1732.60	78.01	243	2.0	H	4.16	0.30	9.40	13.26	33	-19.74
1732.60	84.20	225	2.4	V	10.08	0.30	9.40	19.18	33	-13.82
WCDMA HSDPA Band IV Channel 1512										
1752.60	78.70	217	1.9	H	4.97	0.30	9.40	14.07	33	-18.93
1752.60	84.89	345	1.5	V	9.93	0.30	9.40	19.03	33	-13.97
WCDMA HSUPA Band IV Channel 1313										
1712.40	78.50	300	1.0	H	4.53	0.30	9.40	13.63	33	-19.37
1712.40	84.75	347	2.2	V	10.47	0.30	9.40	19.57	33	-13.43
WCDMA HSUPA Band IV Channel 1413										

1732.60	78.77	294	1.6	H	4.92	0.30	9.40	14.02	33	-18.98
1732.60	84.67	59	2.1	V	10.55	0.30	9.40	19.65	33	-13.35
WCDMA HSUPA Band IV Channel 1512										
1752.60	76.96	41	2.1	H	3.23	0.30	9.40	12.33	33	-20.67
1752.60	84.30	207	2.4	V	9.34	0.30	9.40	18.44	33	-14.56

7 Peak-to-Average Ratio

Test Requirement:	24.232 (d)
Test Method:	N/A
Test Mode:	Transmitting

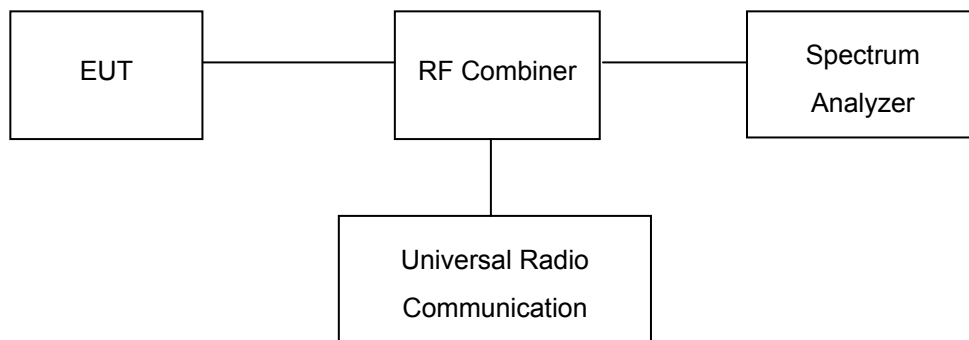
7.1 EUT Operation

Operating Environment :

Temperature:	22.5 °C
Humidity:	52.3% RH
Atmospheric Pressure:	101.2kPa

7.2 Test Procedure

1. The EUT was connected to spectrum analyzer and system simulator via a power divider.
2. Set EUT to transmit at maximum output power.
3. When the duty cycle is less than 98%, then signal gating will be implemented on the spectrum analyzer by triggering from the system simulator.
4. Set the CCDF (Complementary Cumulative Distribution Function) option of the spectrum analyzer. Record the maximum PAPR level associated with a probability of 0.1%.



7.3 Test Result

Cellular Band (Part 24E)

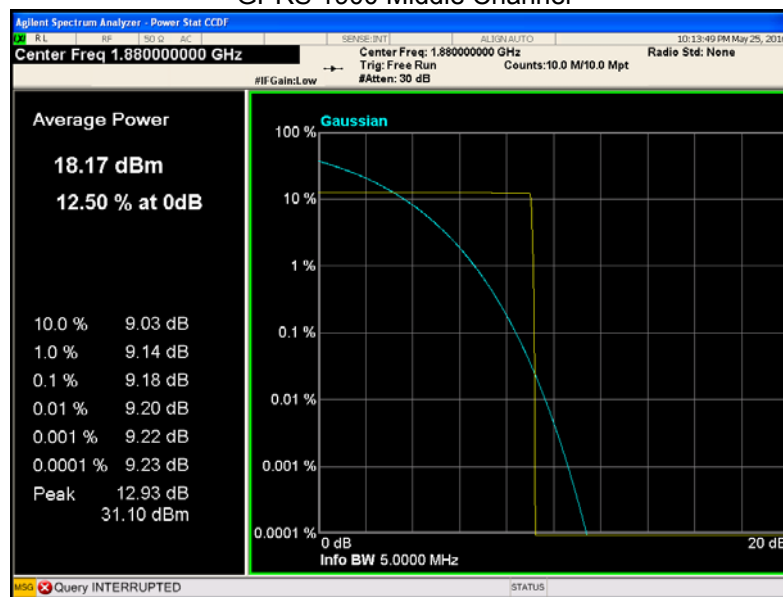
Modem 1

Mode	GPRS 1900			EDGE 1900			Limit (dB)
Channel	512	661	810	512	661	810	
Frequency (MHz)	1850.2	1880.0	1909.8	1850.2	1880.0	1909.8	
Peak-to-Average Ratio (dB)	9.15	9.18	9.21	12.43	12.46	12.48	13

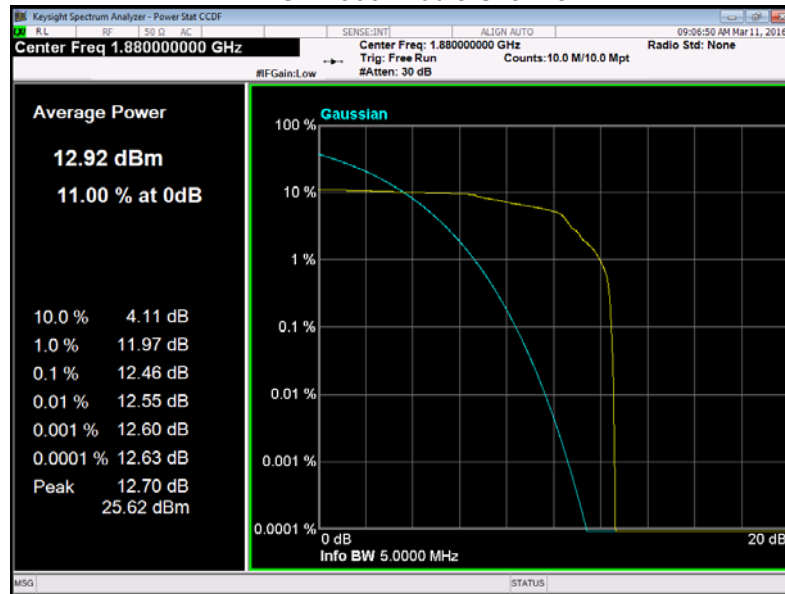
Mode	WCDMA Band II			WCDMA Band IV			Limit (dB)
Channel	9262	9400	9538	1313	1413	1512	
Frequency (MHz)	1852.4	1880.0	1907.6	1712.4	1732.6	1752.6	
Peak-to-Average Ratio (dB)	2.86	2.88	2.89	3.10	3.12	3.14	13

Test Plots (Part 24E)

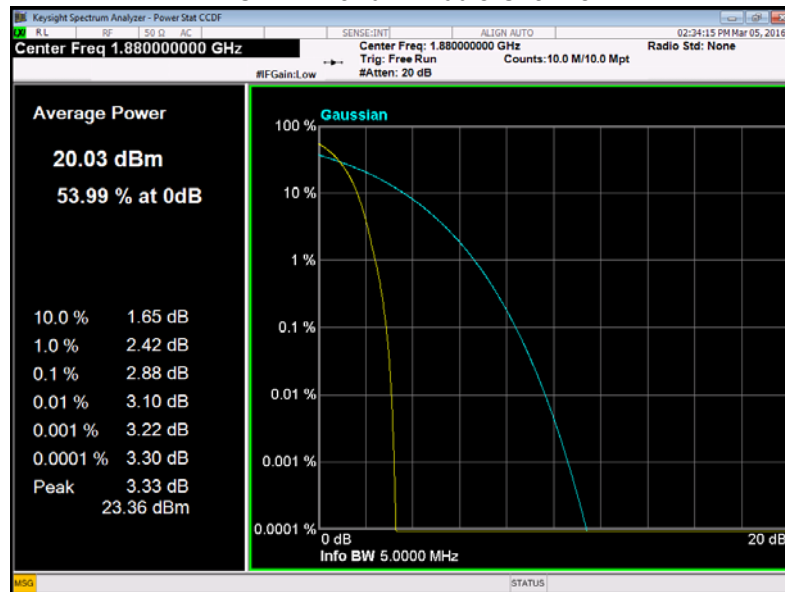
GPRS 1900 Middle Channel



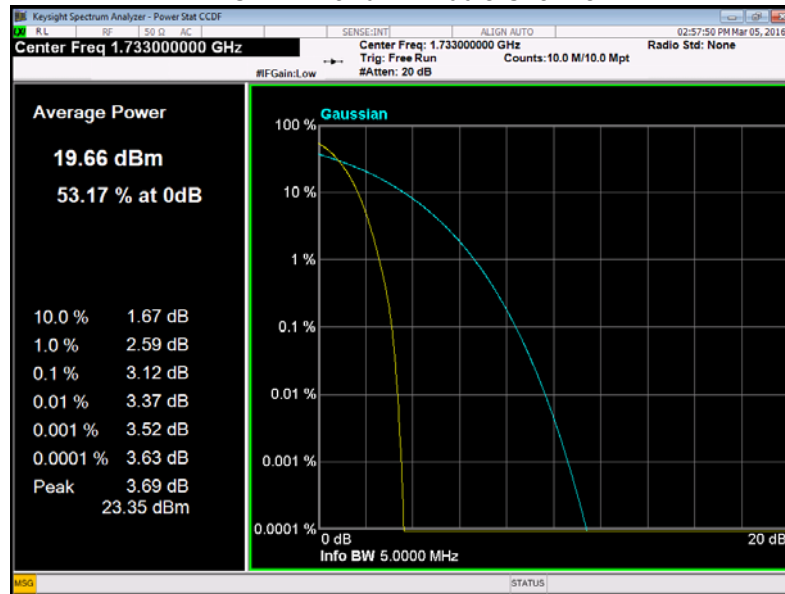
EDGE 1900 Middle Channel



WCDMA Band II Middle Channel



WCDMA Band IV Middle Channel



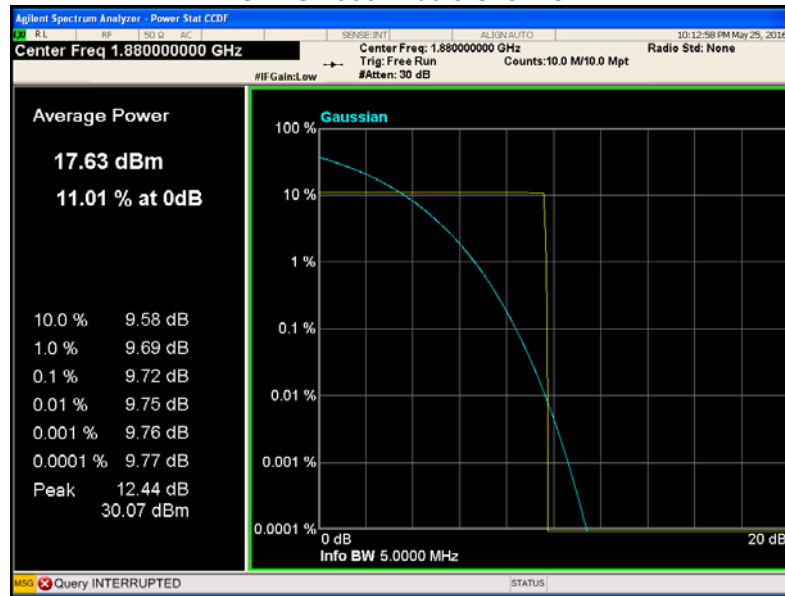
Modem 2

Mode	GPRS 1900			EDGE 1900			Limit (dB)
	Channel	512	661	810	512	661	
Frequency (MHz)	1850.2	1880.0	1909.8	1850.2	1880.0	1909.8	
Peak-to-Average Ratio (dB)	9.69	9.72	9.75	12.78	12.81	12.85	13

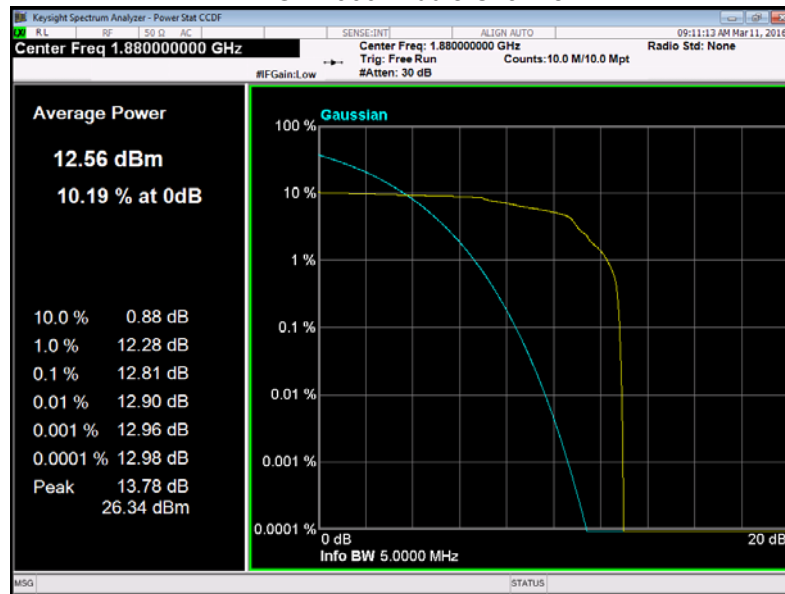
Mode	WCDMA Band II			WCDMA Band IV			Limit (dB)
	Channel	9262	9400	9538	1313	1413	
Frequency (MHz)	1852.4	1880.0	1907.6	1712.4	1732.6	1752.6	
Peak-to-Average Ratio (dB)	2.93	2.95	2.98	3.14	3.18	3.21	13

Test Plots (Part 24E)

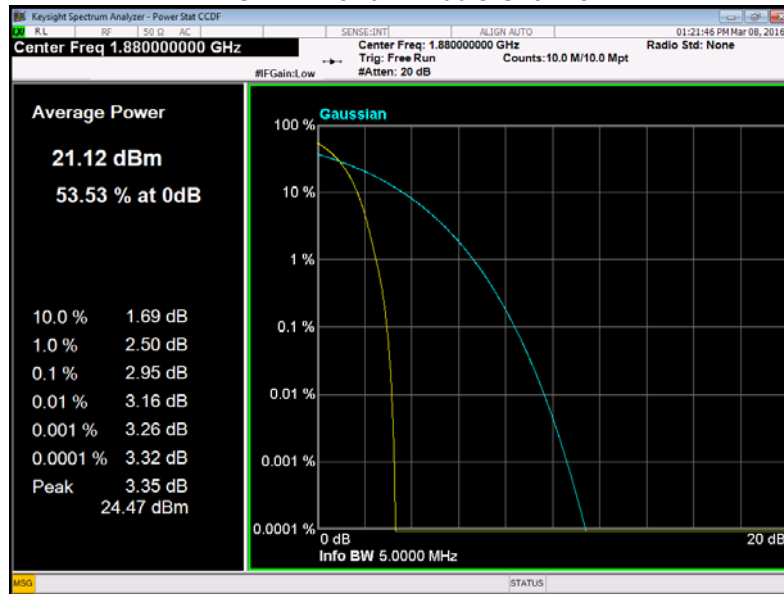
GPRS 1900 Middle Channel



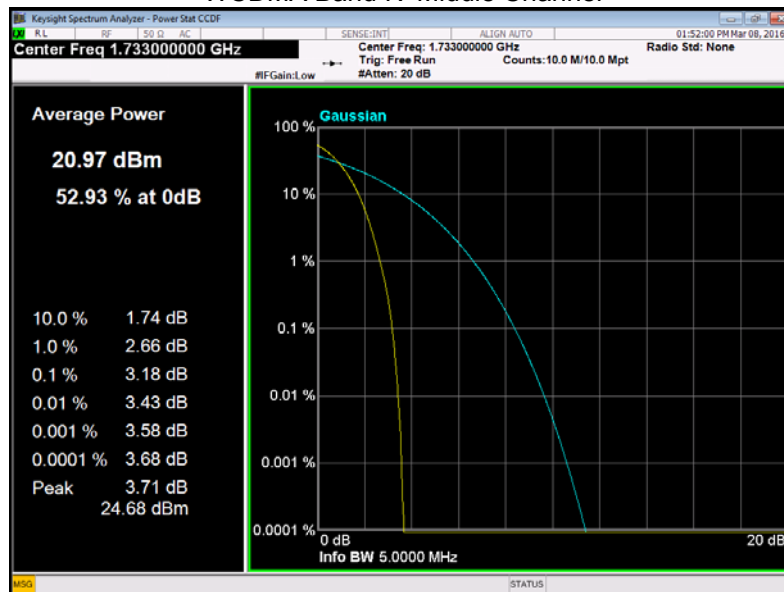
EDGE 1900 Middle Channel



WCDMA Band II Middle Channel



WCDMA Band IV Middle Channel



8 BANDWIDTH

Test Requirement:	FCC Part 2.1049,22.917,22.905,24.238,27.53(a)
Test Method:	TIA/EIA-603-D:2010 KDB971168 D01 v02r02
Test Mode:	Transmitting

8.1 EUT Operation

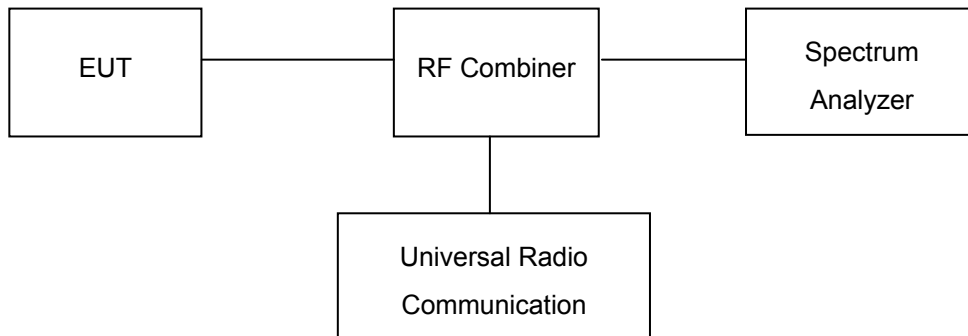
Operating Environment :

Temperature:	22.5 °C
Humidity:	52.3% RH
Atmospheric Pressure:	101.2kPa

8.2 Test Procedure

The RF output of the transmitter was connected to the wireless test set and the spectrum analyzer through sufficient attenuation.

The resolution bandwidth of the spectrum analyzer was set at 3 kHz (Cellular /PCS) and the 26 dB & 99%bandwidth was recorded.



8.3 Test Result

Cellular Band (Part 22H)

Modem 1

Test Mode	Channel	Frequency (MHz)	99% Occupied Bandwidth(kHz)	26 dB Emission Bandwidth(kHz)
GPRS 850	128	824.2	243.82	313.46
	190	836.6	243.82	313.50
	251	848.8	243.77	313.55
EGPRS 850	128	824.2	245.25	304.13
	190	836.6	245.28	304.20
	251	848.8	245.24	304.18

Test Mode	Channel	Frequency (MHz)	99% Occupied Bandwidth(MHz)	26 dB Emission Bandwidth(MHz)	
WCDMA Band V	RMC12.2k	4132	826.4	4.06	4.73
		4183	836.6	4.13	4.71
		4233	846.6	4.09	4.65
	HSDPA(16QAM)	4132	826.4	4.08	4.63
		4183	836.6	4.14	4.71
		4233	846.6	4.15	4.68
	HSUPA(BPSK)	4132	826.4	4.11	4.68
		4183	836.6	4.13	4.69
		4233	846.6	4.19	4.65

Cellular Band (Part 24E)

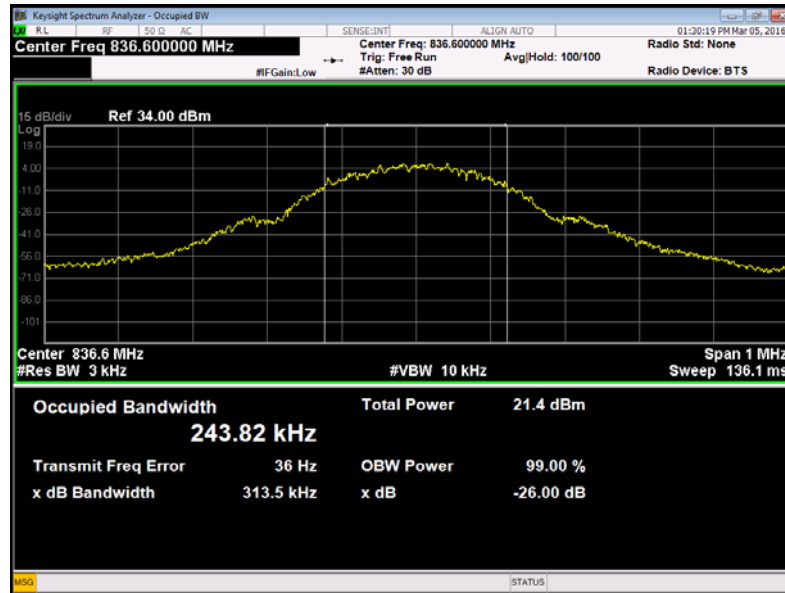
Test Mode	Channel	Frequency (MHz)	99% Occupied Bandwidth(kHz)	26 dB Emission Bandwidth(kHz)
GPRS 1900	512	1850.2	244.40	315.23
	661	1880.0	244.41	315.30
	810	1909.8	244.44	315.27
EGPRS 1900	512	1850.2	246.99	309.14
	661	1880.0	247.03	309.20
	810	1909.8	247.04	309.19

Test Mode	Channel	Frequency (MHz)	99% Occupied Bandwidth(MHz)	26 dB Emission Bandwidth(MHz)	
WCDMA Band II	RMC12.2k	9262	1852.40	4.24	4.66
		9400	1880.00	4.17	4.74
		9538	1907.60	4.24	4.66
	HSDPA(16QAM)	9262	1852.40	4.13	4.66
		9400	1880.00	4.16	4.72
		9538	1907.60	4.20	4.75
	HSUPA(BPSK)	9262	1852.40	4.18	4.77
		9400	1880.00	4.16	4.72
		9538	1907.60	4.15	4.75

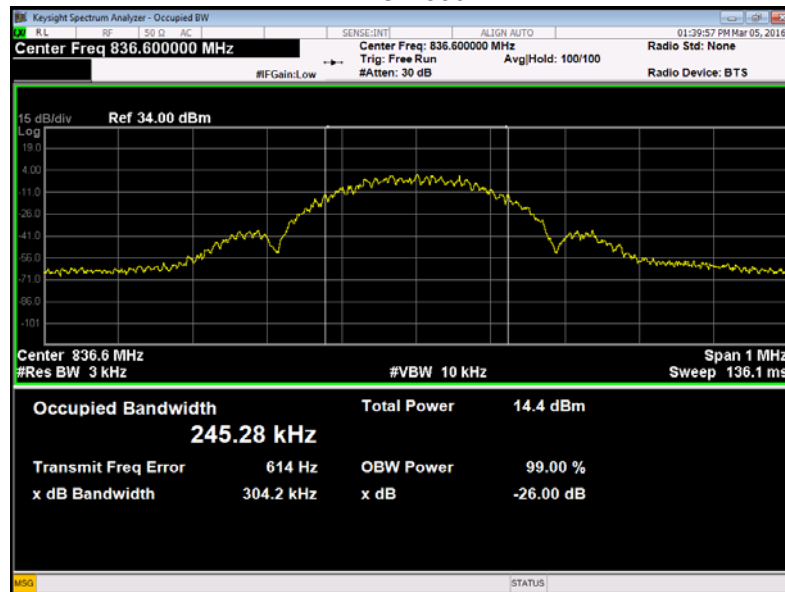
Test Mode	Channel	Frequency (MHz)	99% Occupied Bandwidth(MHz)	26 dB Emission Bandwidth(MHz)	
WCDMA Band IV	RMC12.2k	1313	1712.6	4.20	4.70
		1413	1732.6	4.17	4.74
		1512	1752.4	4.15	4.75
	HSDPA	1313	1712.6	4.18	4.79
		1413	1732.6	4.17	4.74
		1512	1752.4	4.24	4.71
	HSUPA	1313	1712.6	4.24	4.71
		1413	1732.6	4.17	4.74
		1512	1752.4	4.25	4.74

Test Plots
Cellular Band (Part 22H)

GPRS 850

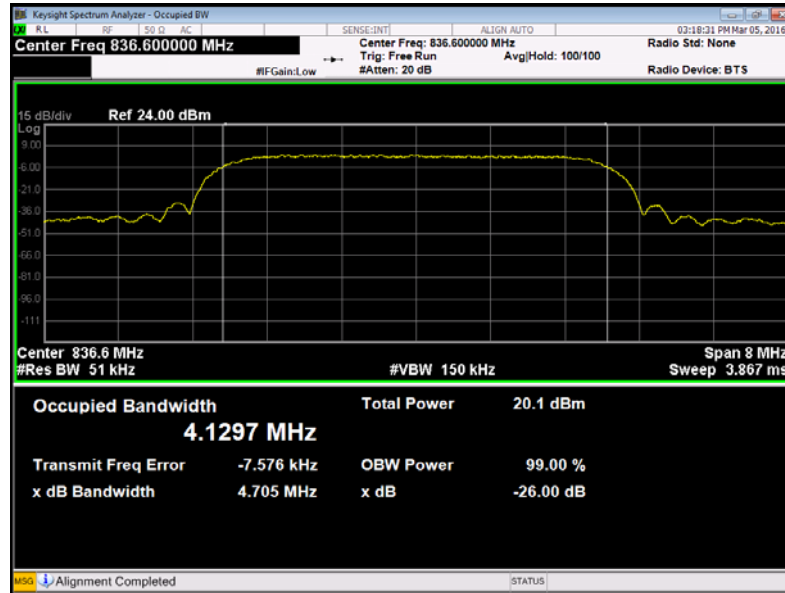


EDGE 850

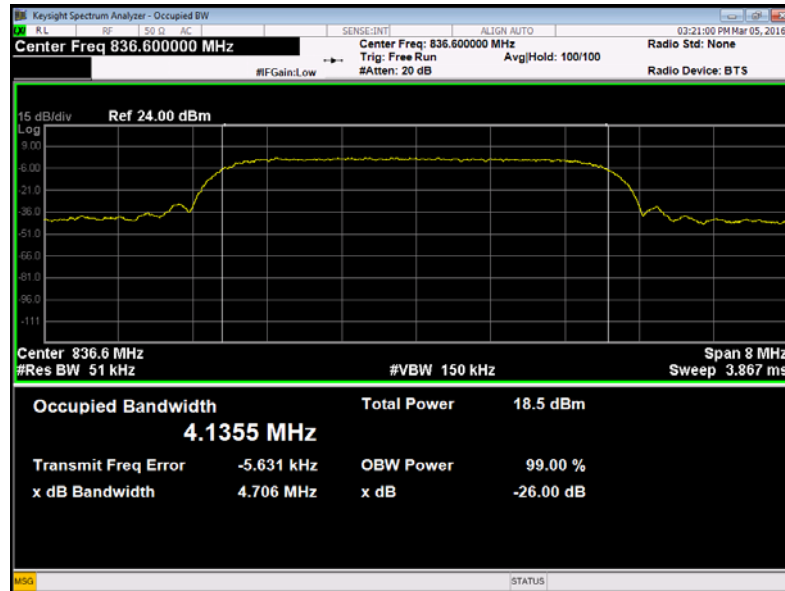


WCDMA band V

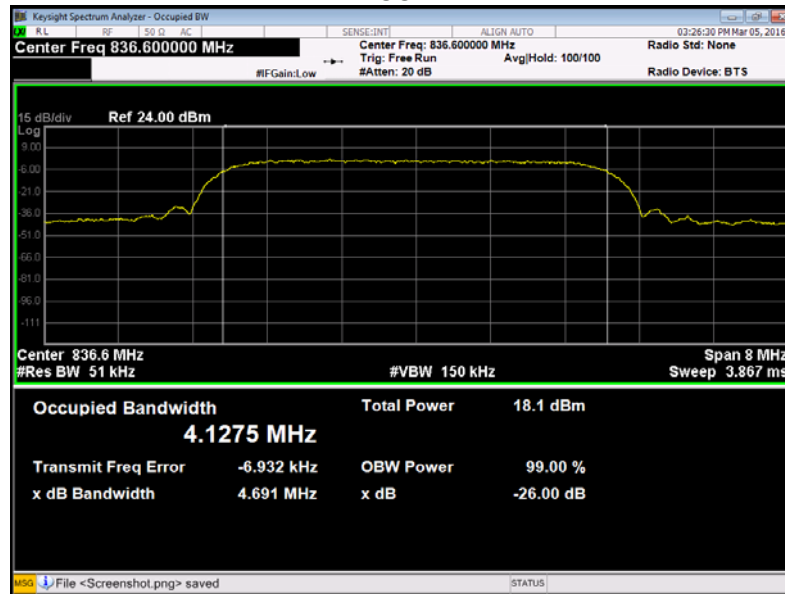
RMC12.2k



HSDPA

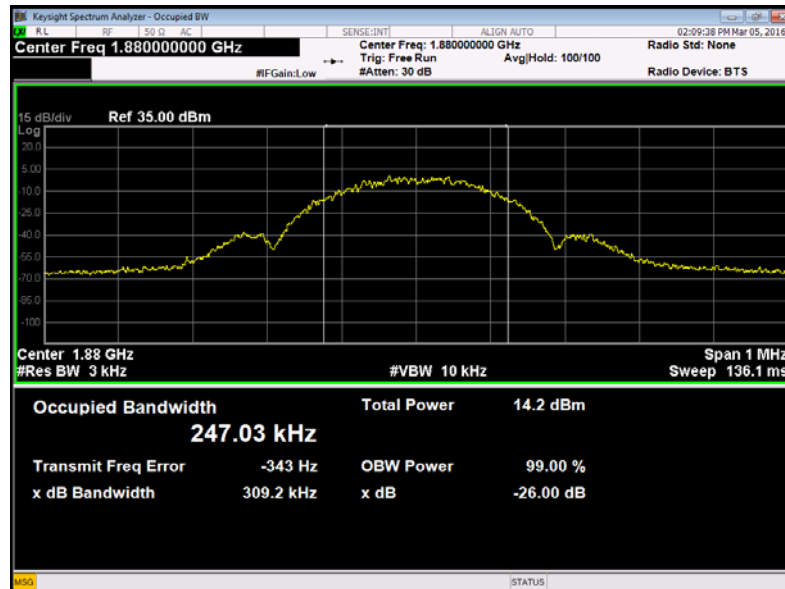


HSUPA

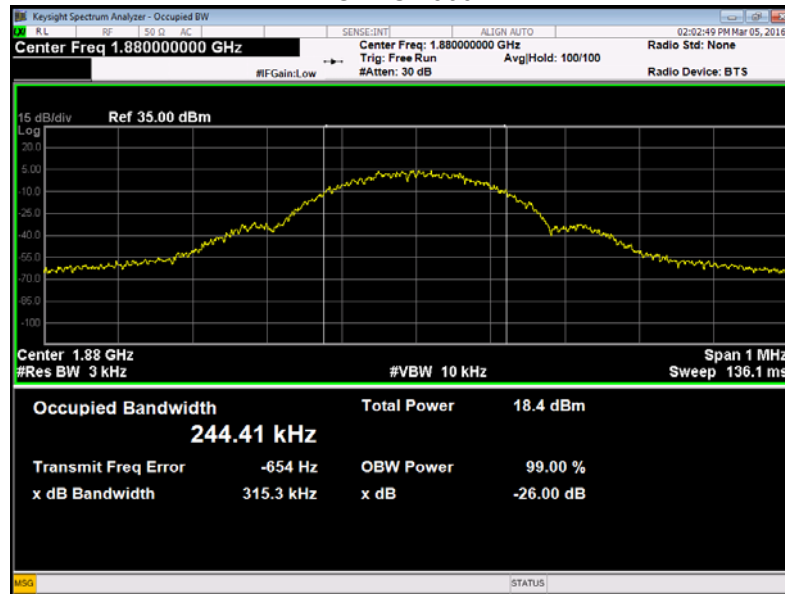


Cellular Band (Part 24E)

EDGE 1900

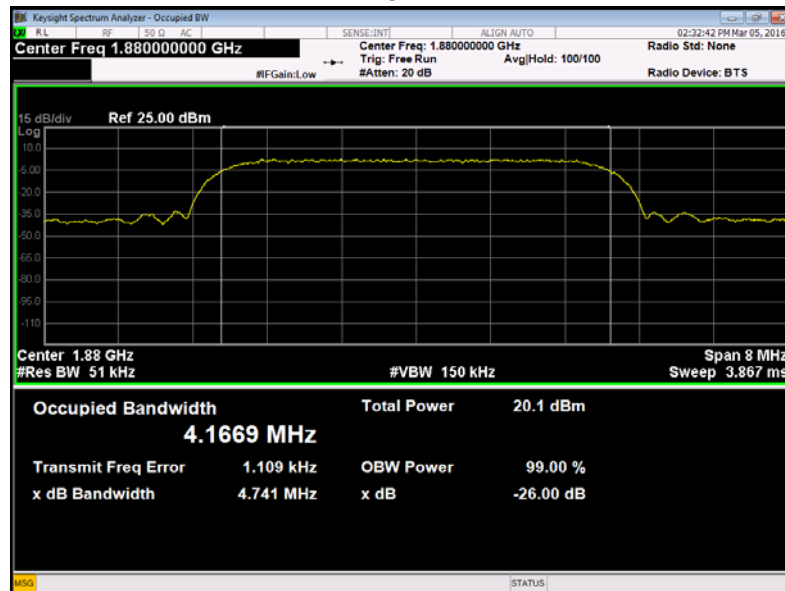


GPRS 1900

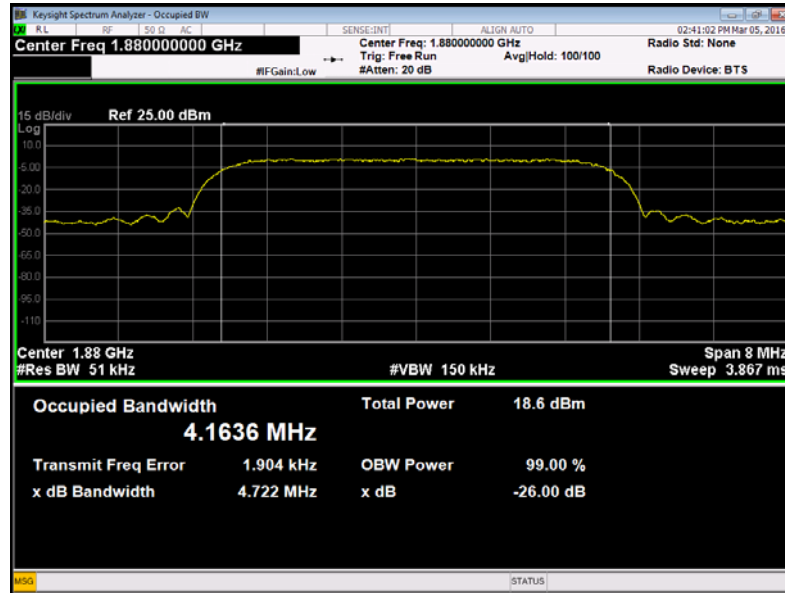


WCDMA band II

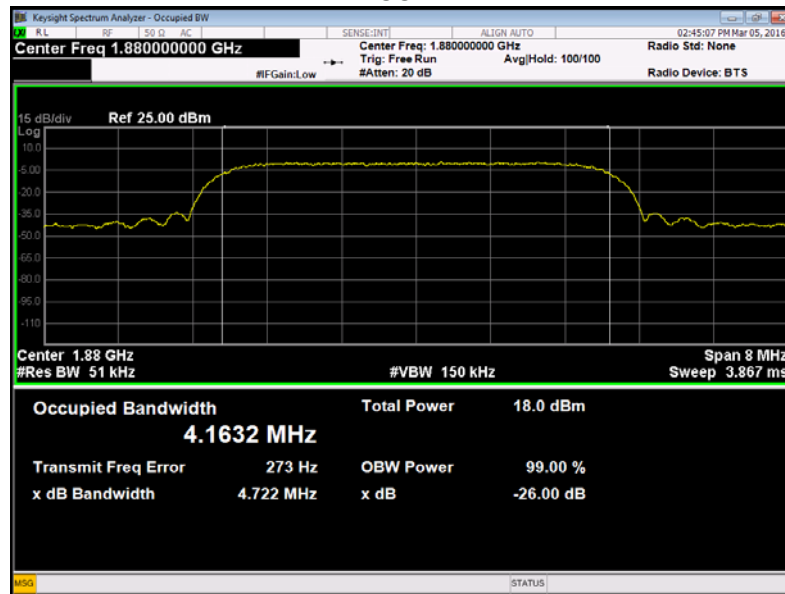
RMC12.2k



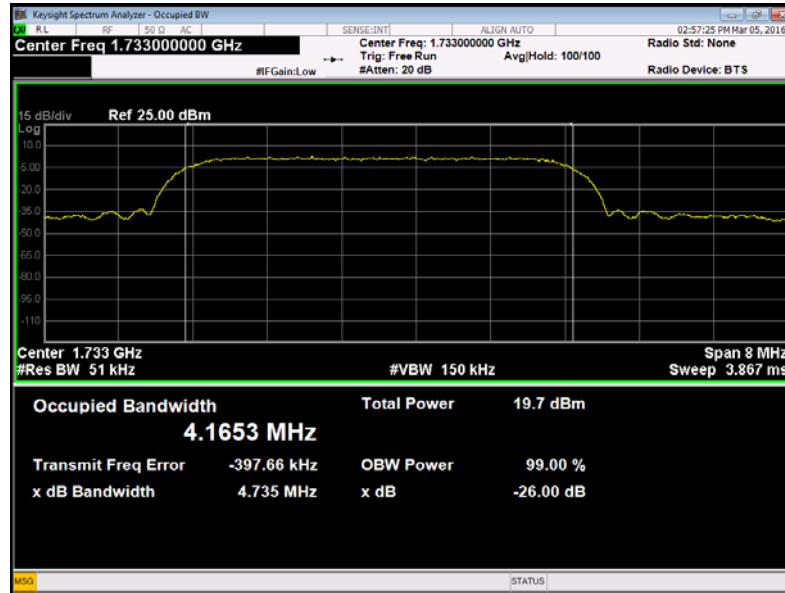
HSDPA



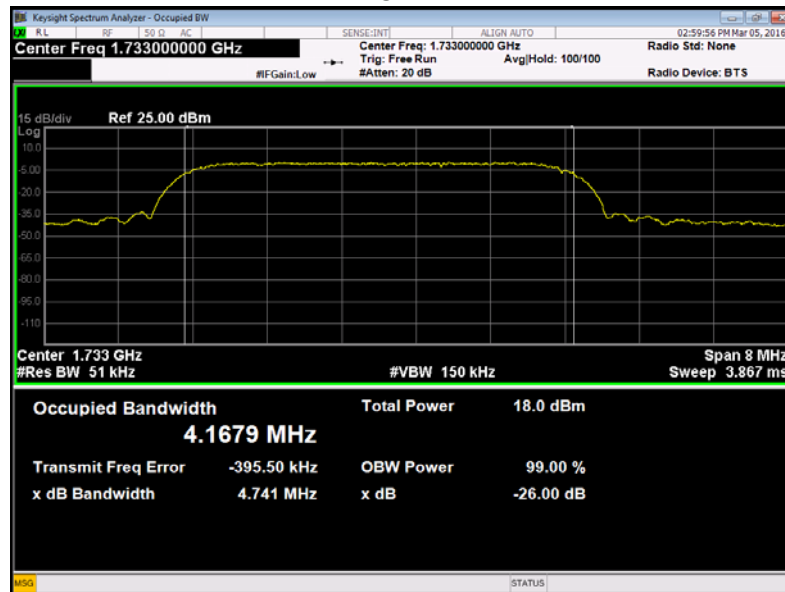
HSUPA



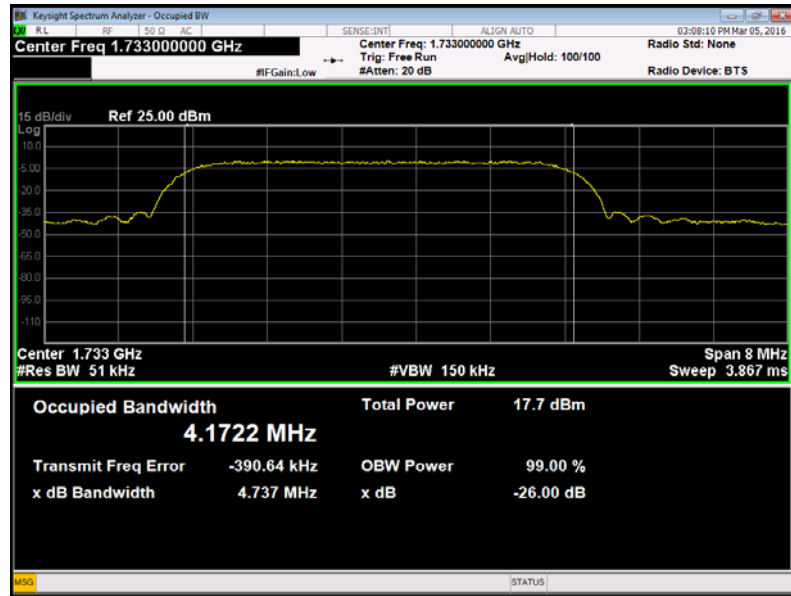
(Part 27)
 WCDMA band IV
 RMC12.2k



HSDPA



HSUPA



Modem 2

Test Mode	Channel	Frequency (MHz)	99% Occupied Bandwidth(kHz)	26 dB Emission Bandwidth(kHz)
GPRS 850	128	824.2	245.73	309.47
	190	836.6	245.71	309.40
	251	848.8	245.71	309.39
EGPRS 850	128	824.2	245.70	308.55
	190	836.6	245.63	308.60
	251	848.8	245.61	308.59

Test Mode		Channel	Frequency (MHz)	99% Occupied Bandwidth(MHz)	26 dB Emission Bandwidth(MHz)
WCDMA Band V	RMC12.2k	4132	826.4	4.18	4.78
		4183	836.6	4.16	4.74
		4233	846.6	4.13	4.67
	HSDPA(16QAM)	4132	826.4	4.23	4.71
		4183	836.6	4.15	4.72
		4233	846.6	4.15	4.72
	HSUPA(BPSK)	4132	826.4	4.13	4.80
		4183	836.6	4.16	4.73
		4233	846.6	4.17	4.80

Cellular Band (Part 24E)

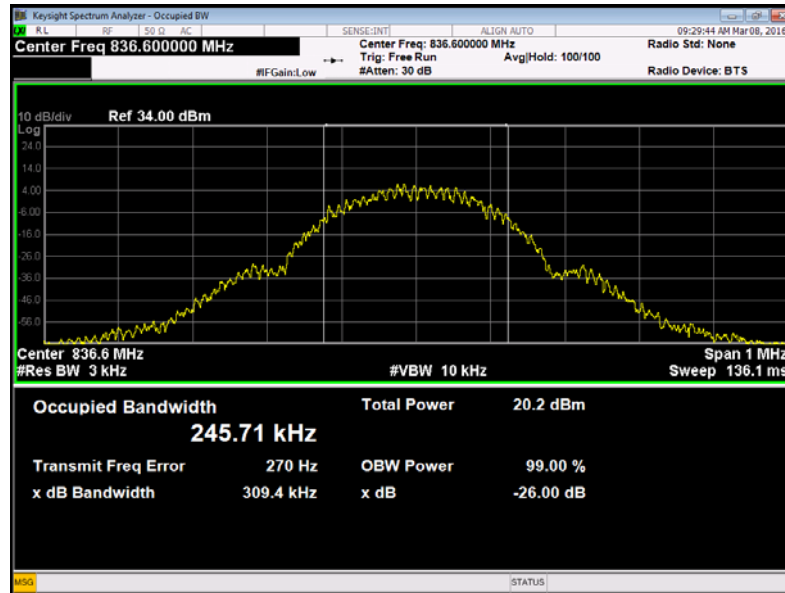
Test Mode	Channel	Frequency (MHz)	99% Occupied Bandwidth(kHz)	26 dB Emission Bandwidth(kHz)
GPRS 1900	512	1850.2	244.17	317.38
	661	1880.0	244.19	317.40
	810	1909.8	244.24	317.36
EGPRS 1900	512	1850.2	247.90	308.53
	661	1880.0	247.96	308.50
	810	1909.8	247.91	308.45

Test Mode	Channel	Frequency (MHz)	99% Occupied Bandwidth(MHz)	26 dB Emission Bandwidth(MHz)	
WCDMA Band II	RMC12.2k	9262	1852.40	4.23	4.79
		9400	1880.00	4.17	4.72
		9538	1907.60	4.12	4.70
	HSDPA(16QAM)	9262	1852.40	4.14	4.78
		9400	1880.00	4.15	4.71
		9538	1907.60	4.09	4.75
	HSUPA(BPSK)	9262	1852.40	4.08	4.71
		9400	1880.00	4.15	4.73
		9538	1907.60	4.21	4.69

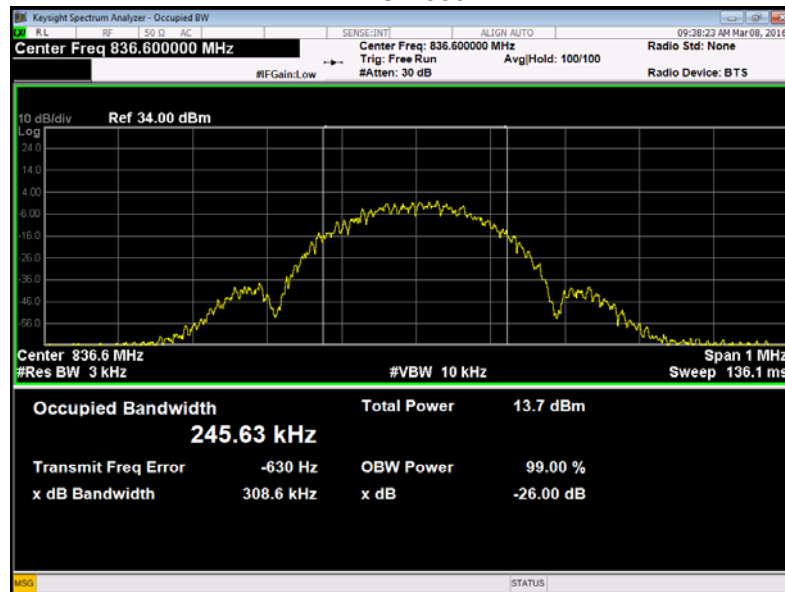
Test Mode	Channel	Frequency (MHz)	99% Occupied Bandwidth(MHz)	26 dB Emission Bandwidth(MHz)	
WCDMA Band IV	RMC12.2k	1313	1712.6	4.13	4.76
		1413	1732.6	4.16	4.72
		1512	1752.4	4.12	4.78
	HSDPA	1313	1712.6	4.09	4.75
		1413	1732.6	4.17	4.72
		1512	1752.4	4.18	4.66
	HSUPA	1313	1712.6	4.17	4.67
		1413	1732.6	4.17	4.72
		1512	1752.4	4.11	4.73

Test Plots
Cellular Band (Part 22H)

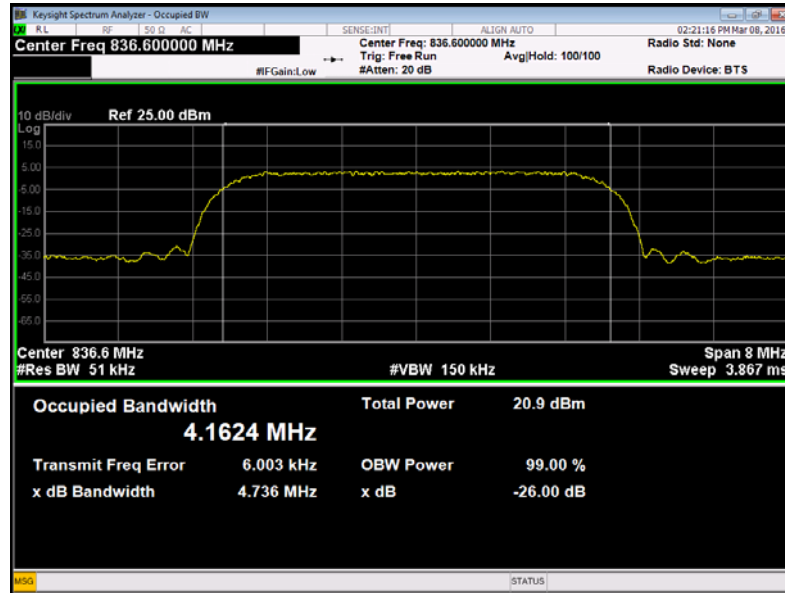
GPRS 850



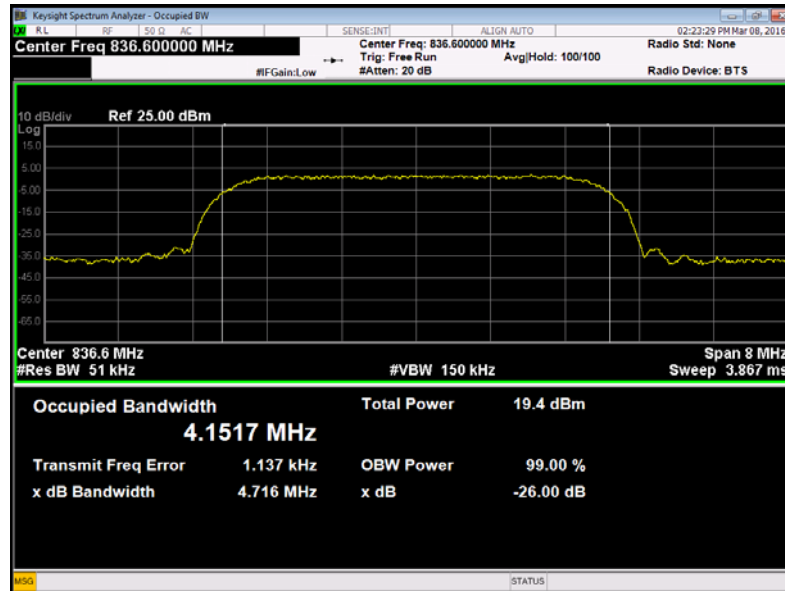
EDGE 850



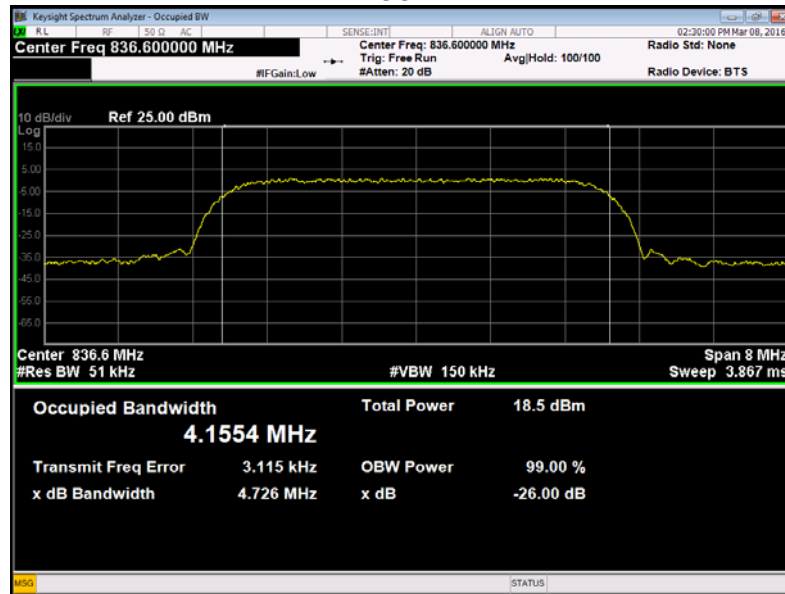
WCDMA band V
RMC12.2k



HSDPA

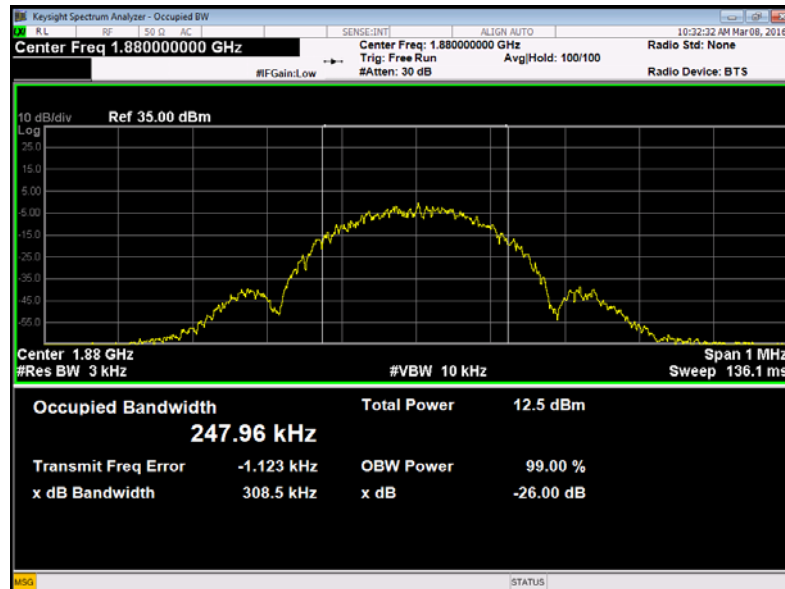


HSUPA

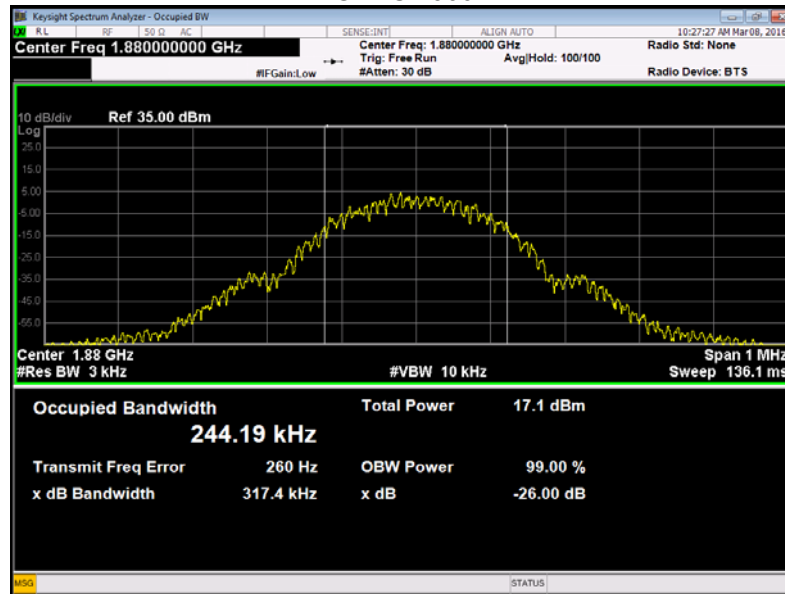


Cellular Band (Part 24E)

EDGE 1900

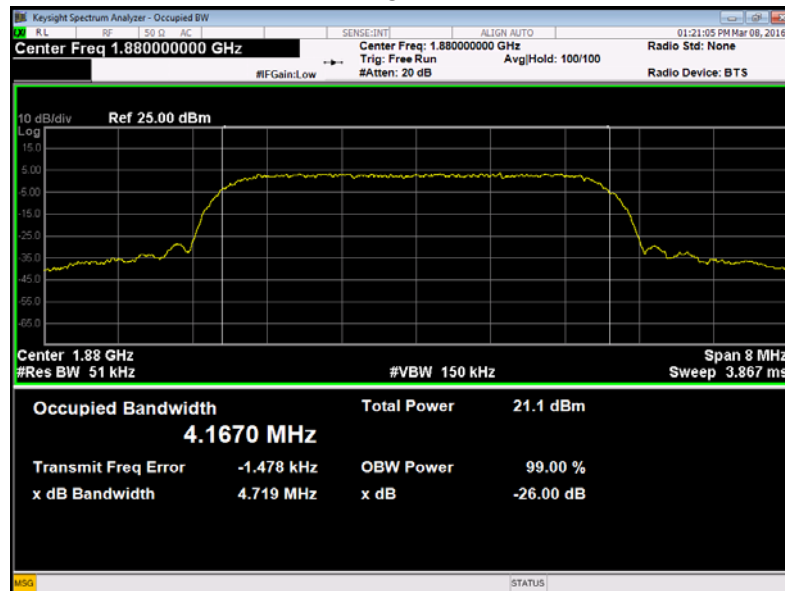


GPRS 1900

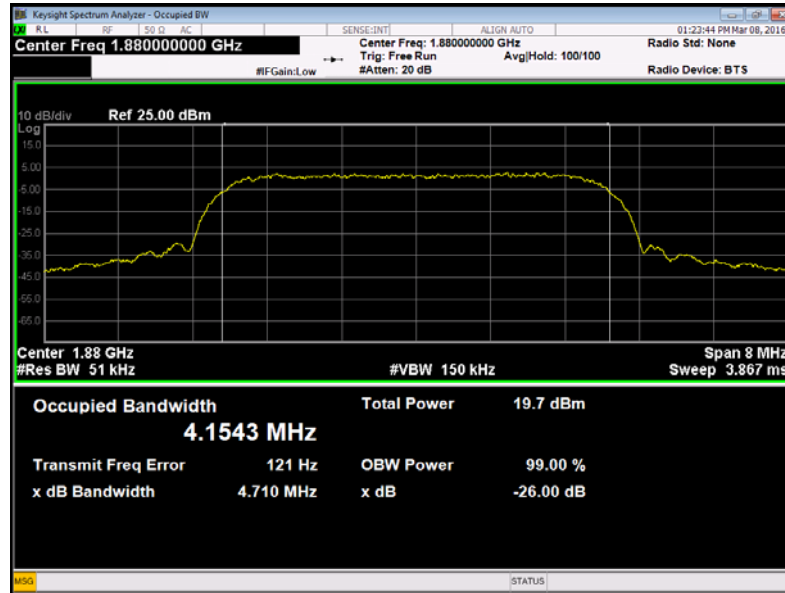


WCDMA band II

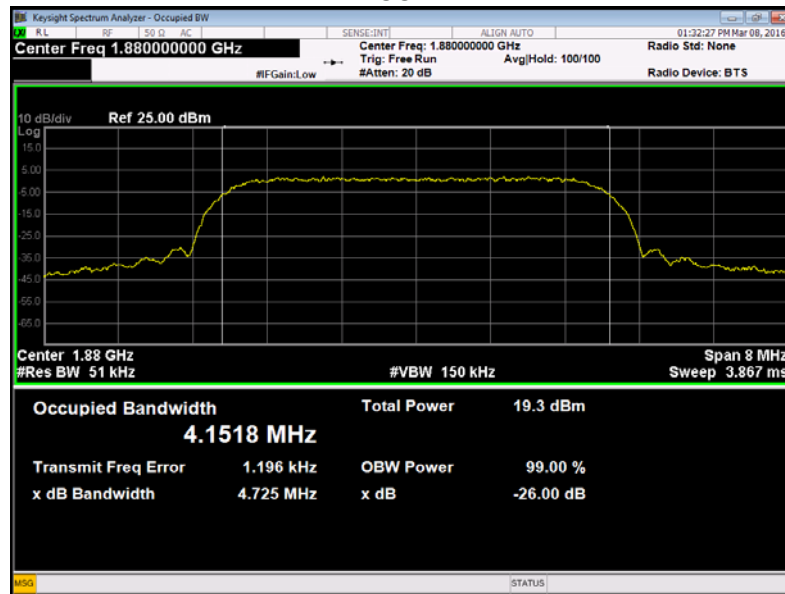
RMC12.2k



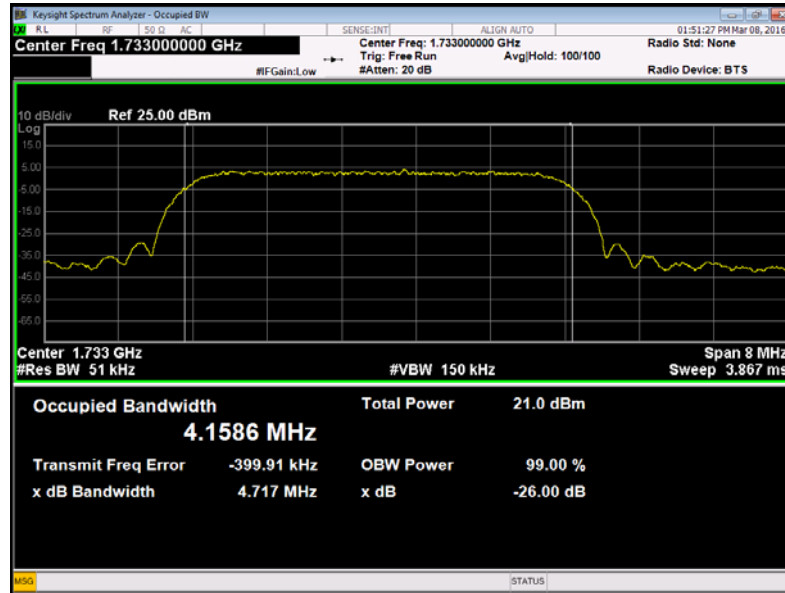
HSDPA



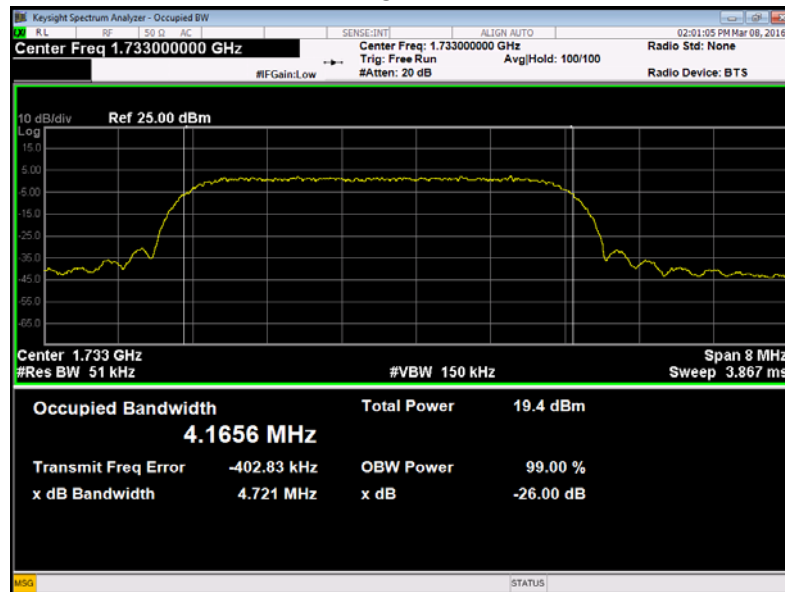
HSUPA



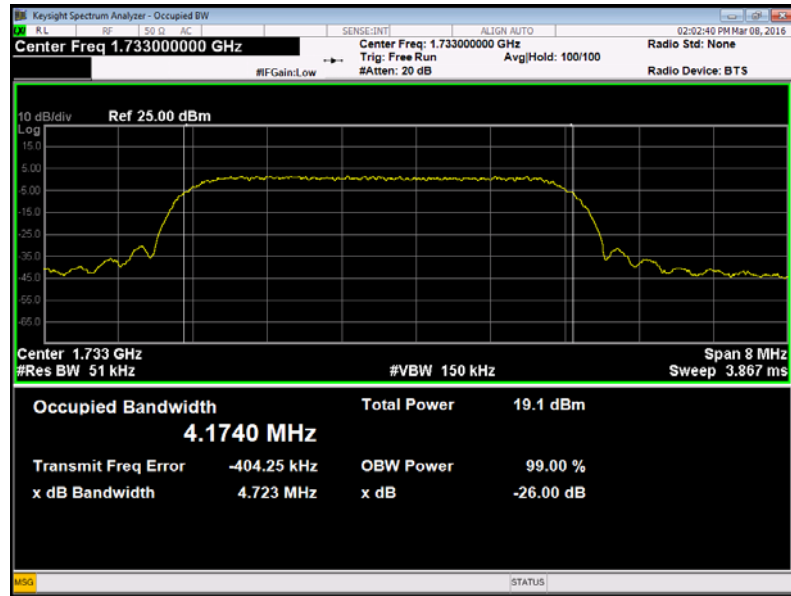
(Part 27)
 WCDMA band IV
 RMC12.2k



HSDPA



HSUPA



9 SPURIOUS EMISSIONS AT ANTENNA TERMINALS

Test Requirement: FCC Part 2.1051,22.917(a),24.238(a), 27.53(h)

Test Method: TIA/EIA-603-D:2010
KDB971168 D01 v02r02

Test Mode: Transmitting

9.1 EUT Operation

Operating Environment :

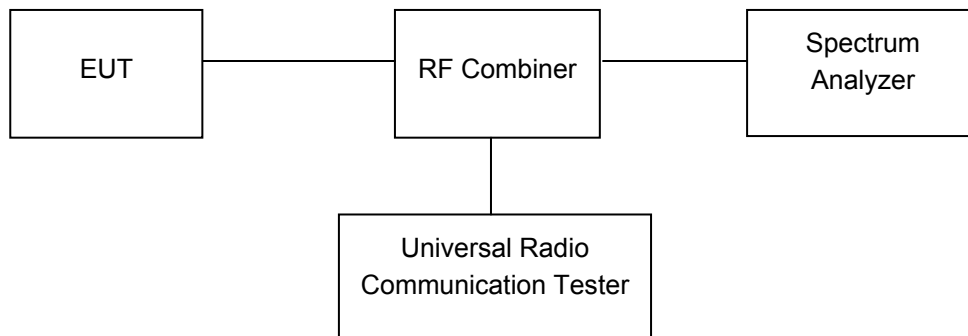
Temperature: 23.5 °C

Humidity: 52.1 % RH

Atmospheric Pressure: 101.3kPa

9.2 Test Procedure

The RF output of the transceiver was connected to a spectrum analyzer and simulator through appropriate attenuation. The resolution bandwidth of the spectrum analyzer was set at 1MHz. Sufficient scans were taken to show any out of band emissions up to 10th harmonics.



9.3 Test Result

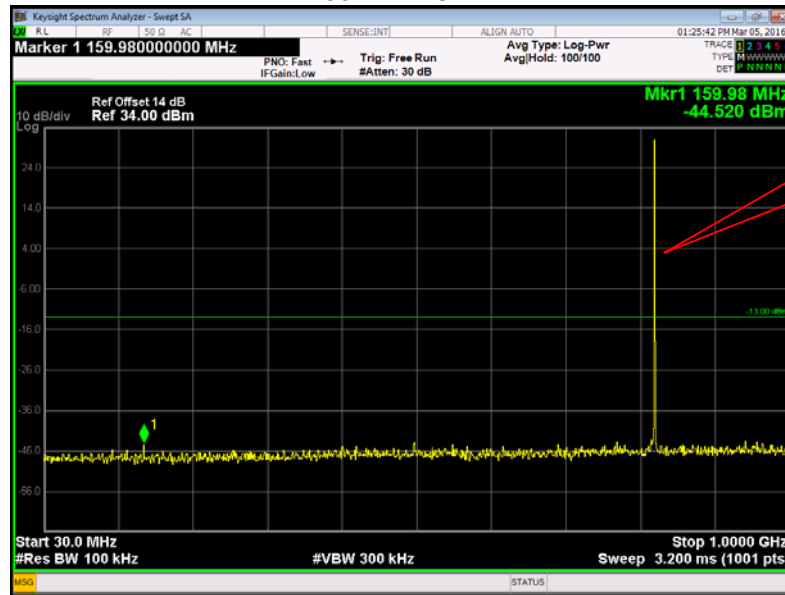
Remark: only the worst data were recorded.

Cellular Band (Part 22H)

Modem 1

GPRS 850 - channel 128

30MHz-1GHz

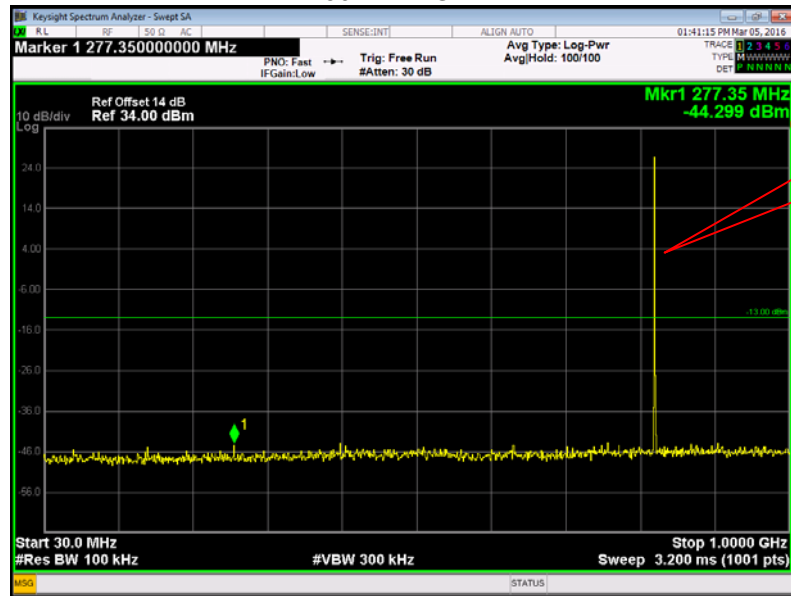


Above 1GHz

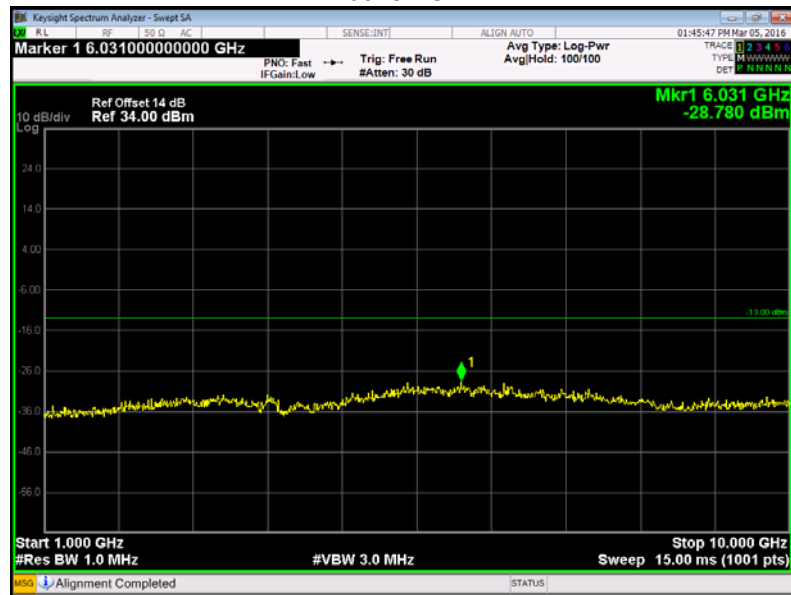


EDGE 850 - channel 128

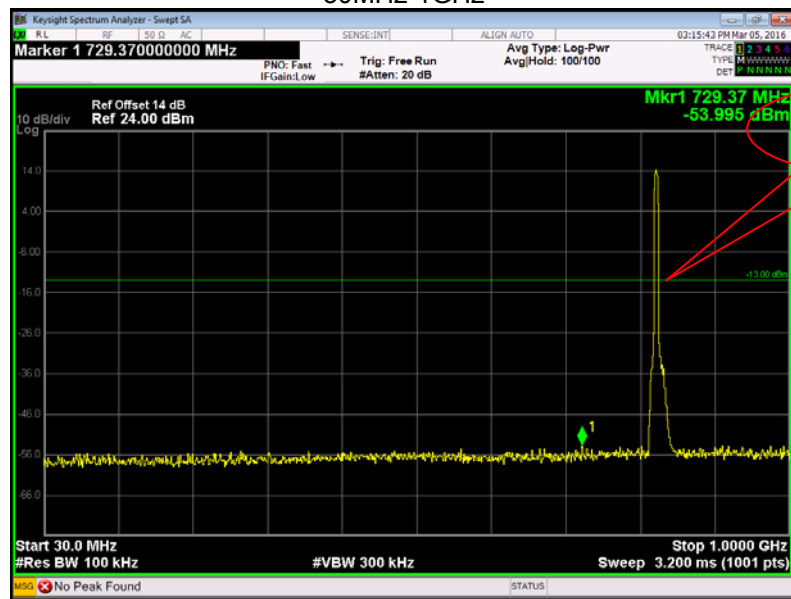
30MHz-1GHz



Above 1GHz

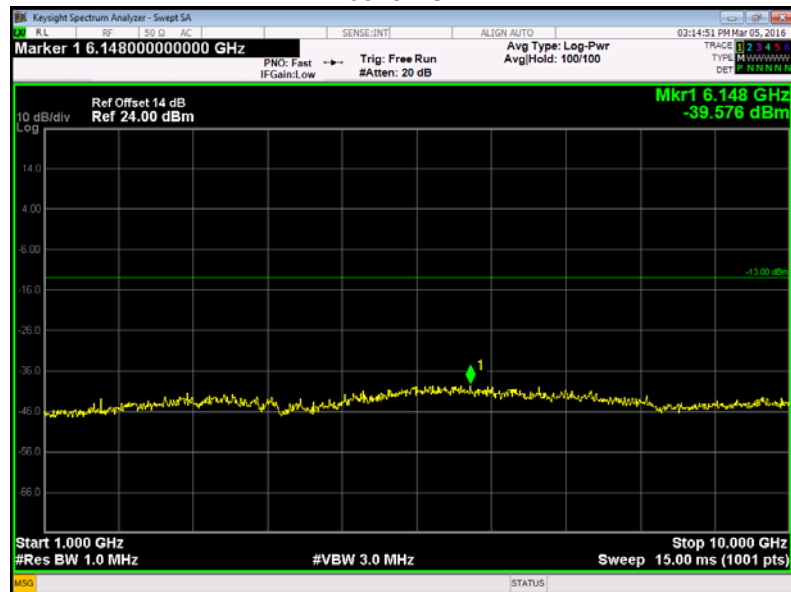


WCDMA band V - channel 4233
30MHz-1GHz

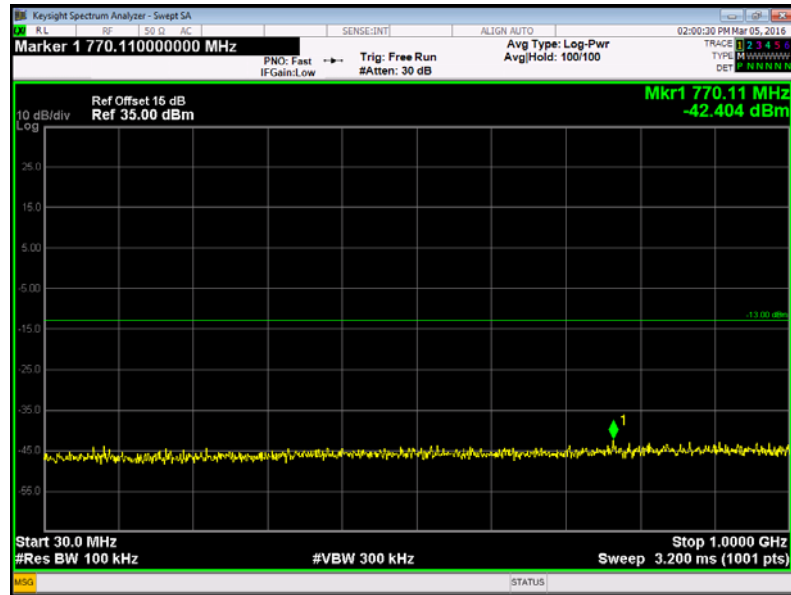


Fundamental

Above 1GHz



Cellular Band (Part 24E)
GPRS 1900 - channel 512
30MHz-1GHz



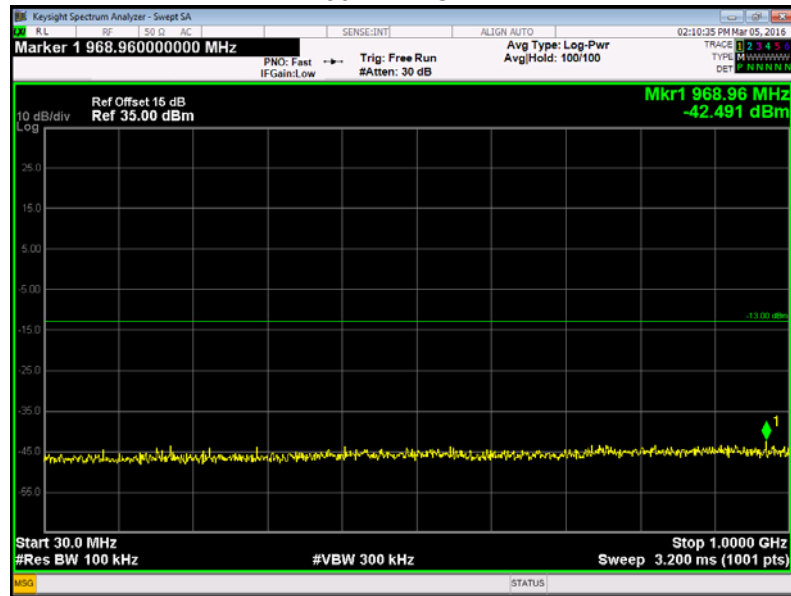
Above 1GHz

Fundamental



EDGE 1900 - channel 512

30MHz-1GHz



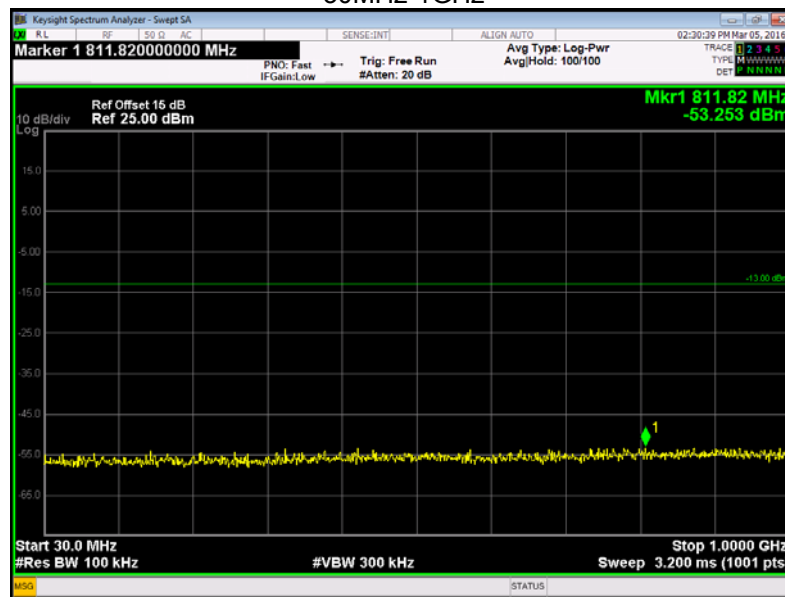
Above 1GHz

Fundamental



WCDMA band II - channel 9400

30MHz-1GHz



Above 1GHz

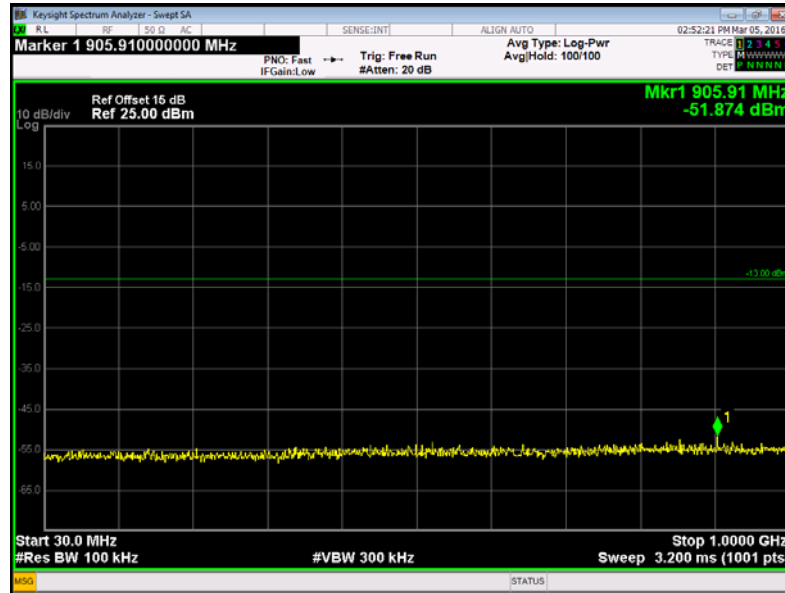
Fundamental



(Part 27)

WCDMA band IV - channel 1313

30MHz-1GHz

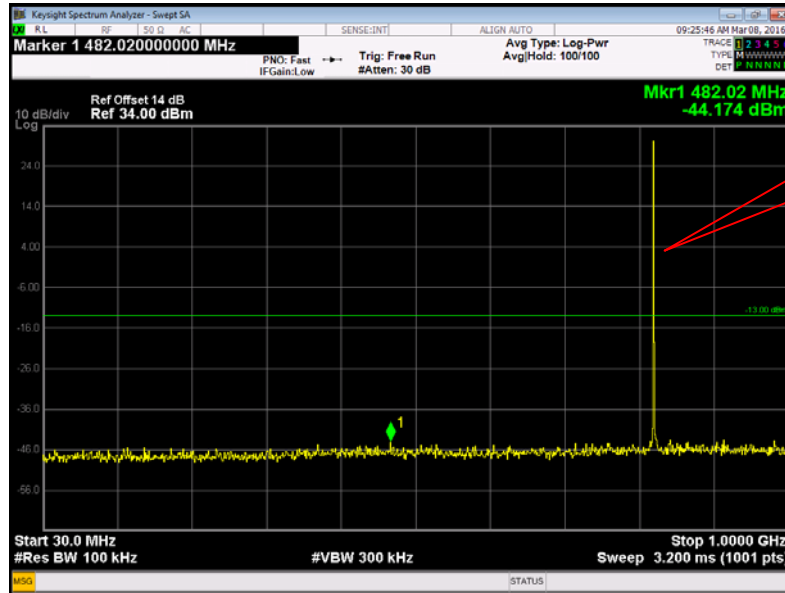


Above 1GHz

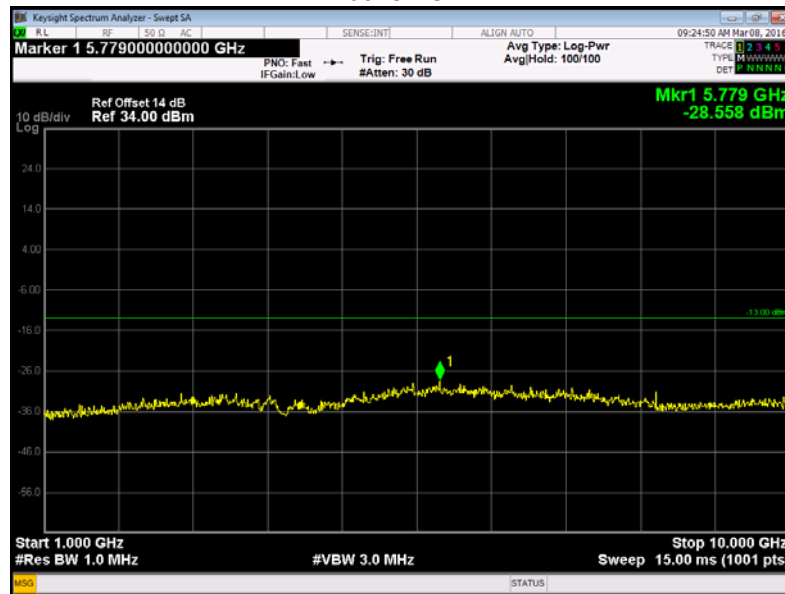
Fundamental



Modem 2
GPRS 850 - channel 128
30MHz-1GHz

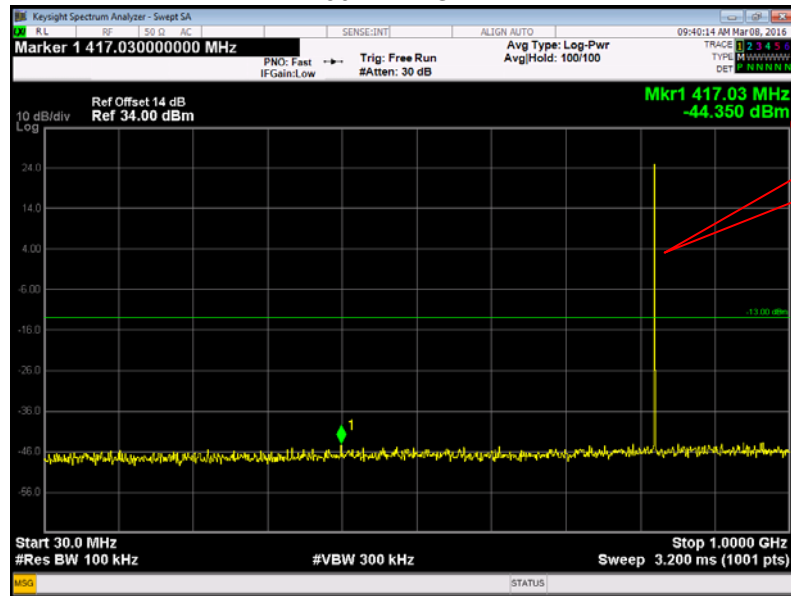


Above 1GHz

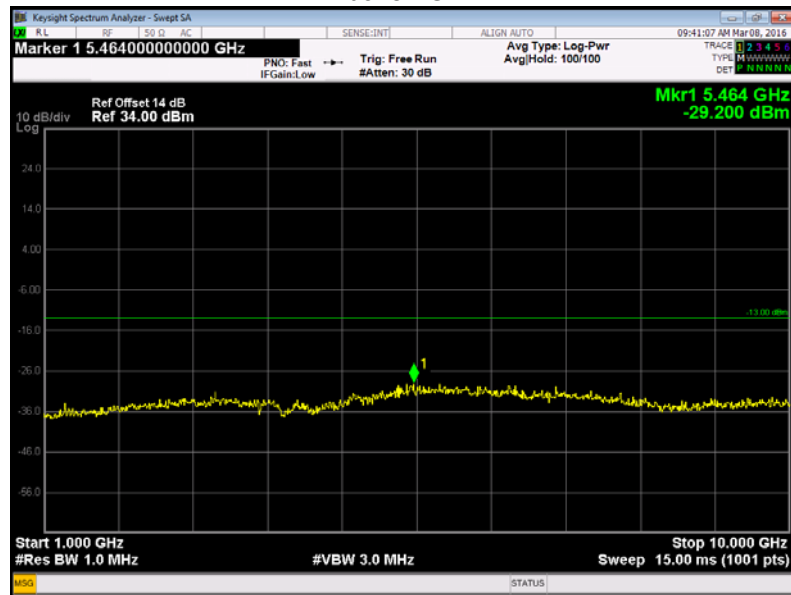


EDGE 850 - channel 128

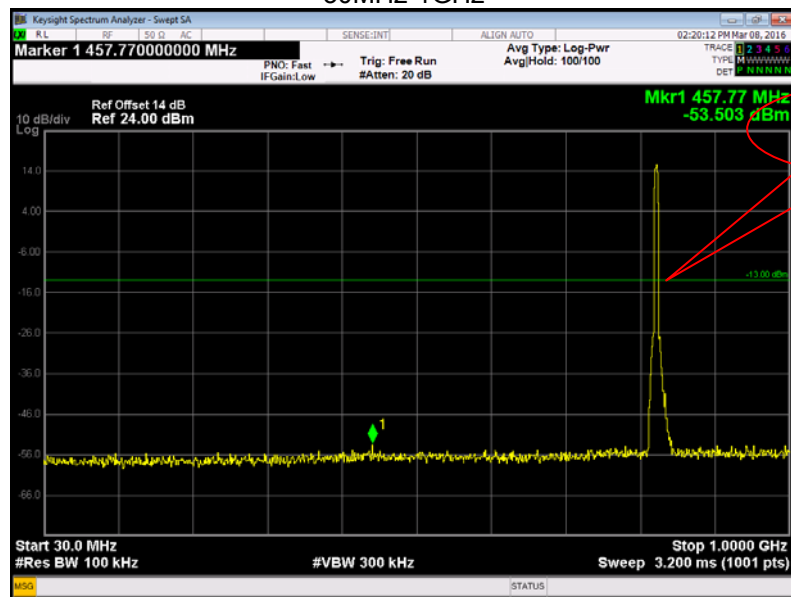
30MHz-1GHz



Above 1GHz

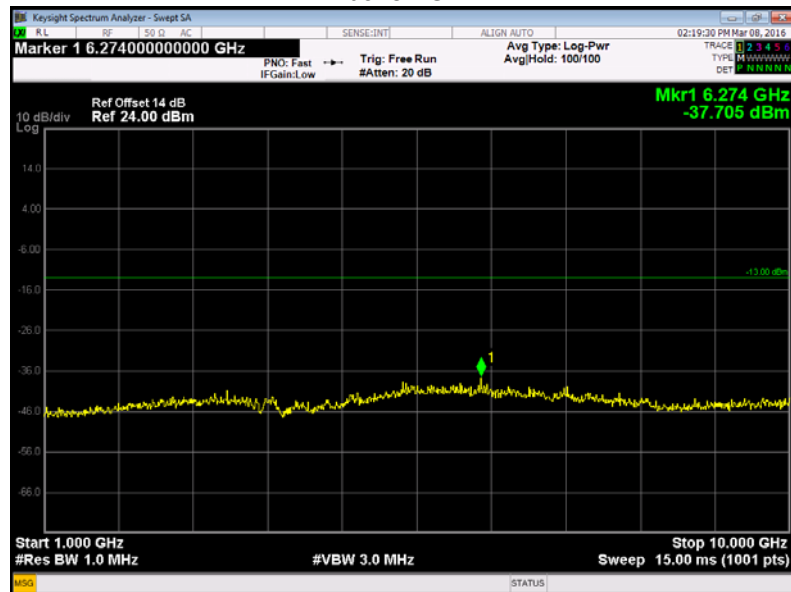


WCDMA band V - channel 4233
30MHz-1GHz

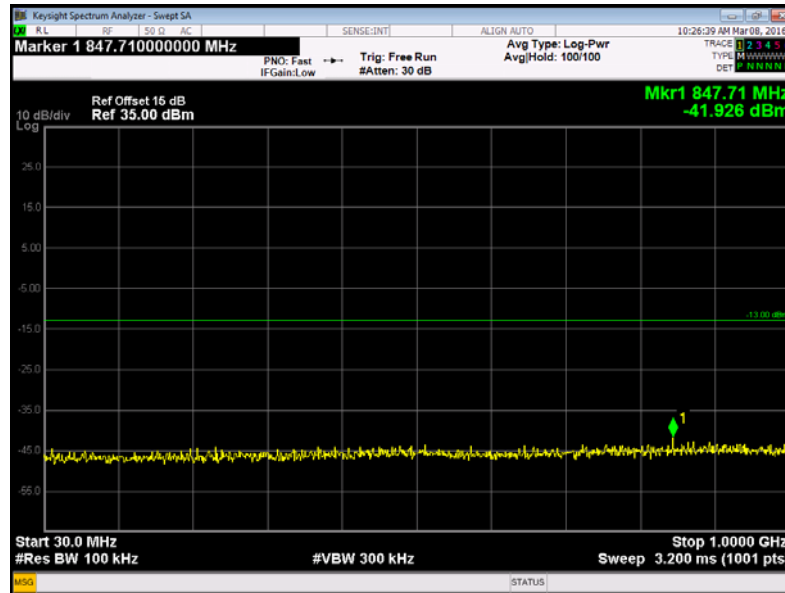


Fundamental

Above 1GHz



Cellular Band (Part 24E)
GPRS 1900 - channel 512
30MHz-1GHz



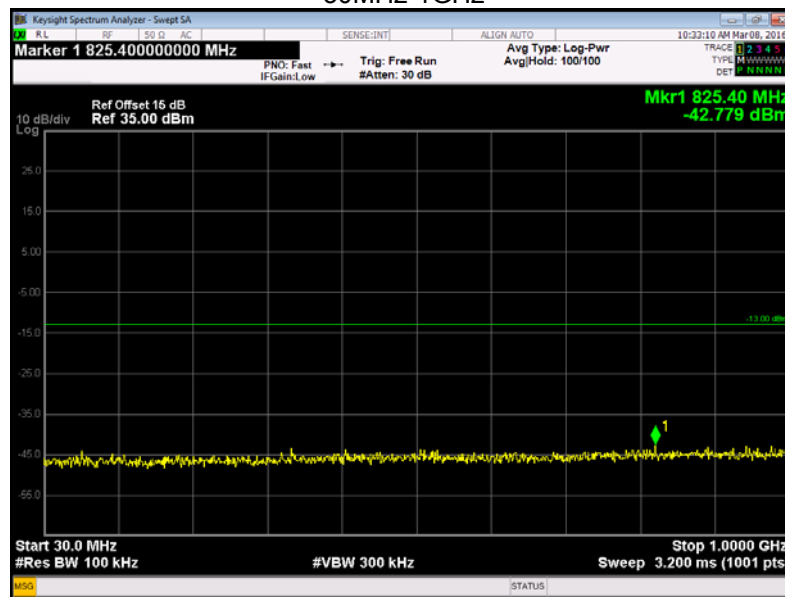
Above 1GHz

Fundamental



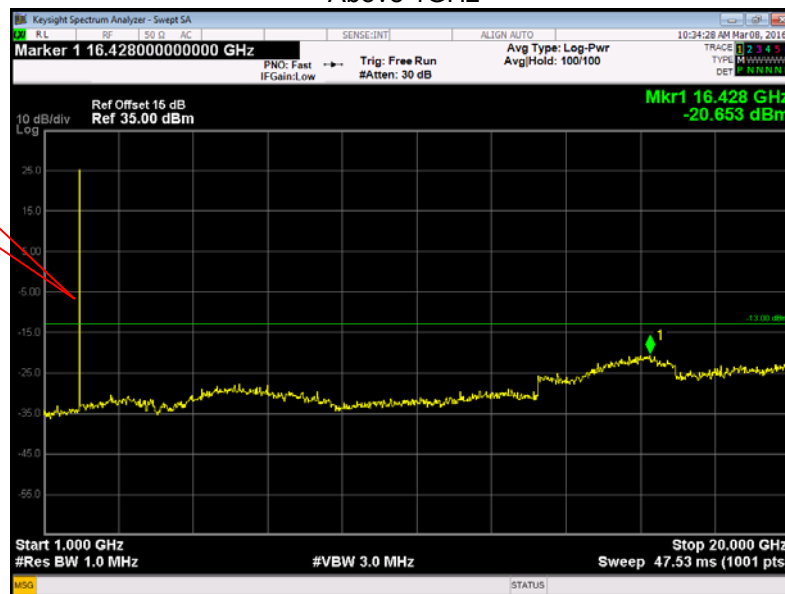
EDGE 1900 - channel 512

30MHz-1GHz



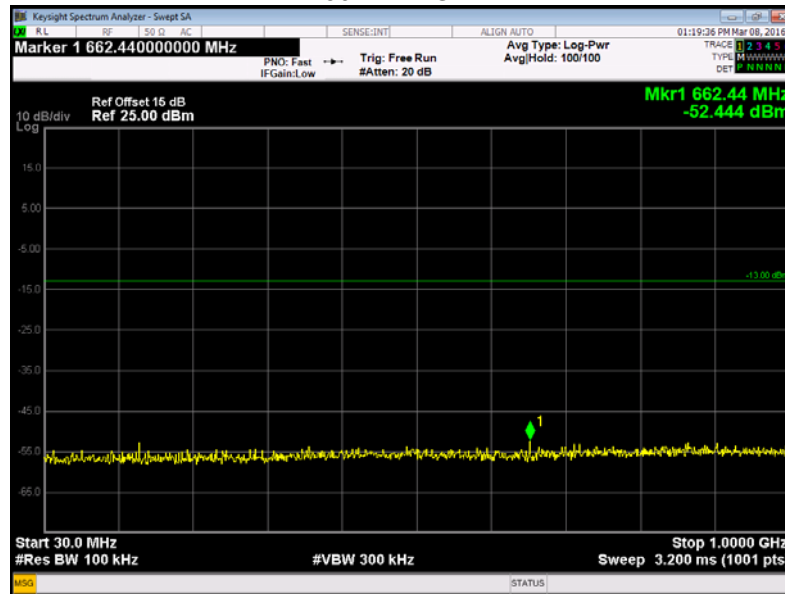
Above 1GHz

Fundamental



WCDMA band II - channel 9400

30MHz-1GHz



Above 1GHz

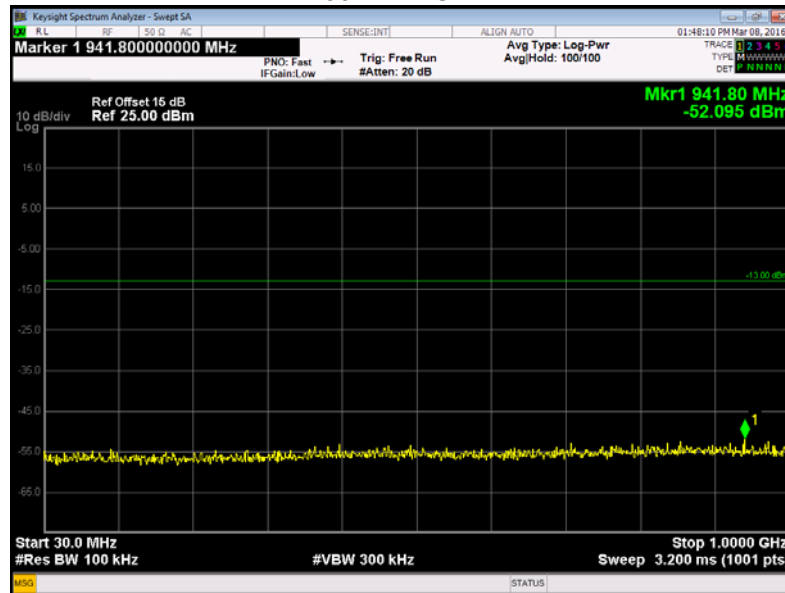
Fundamental



(Part 27)

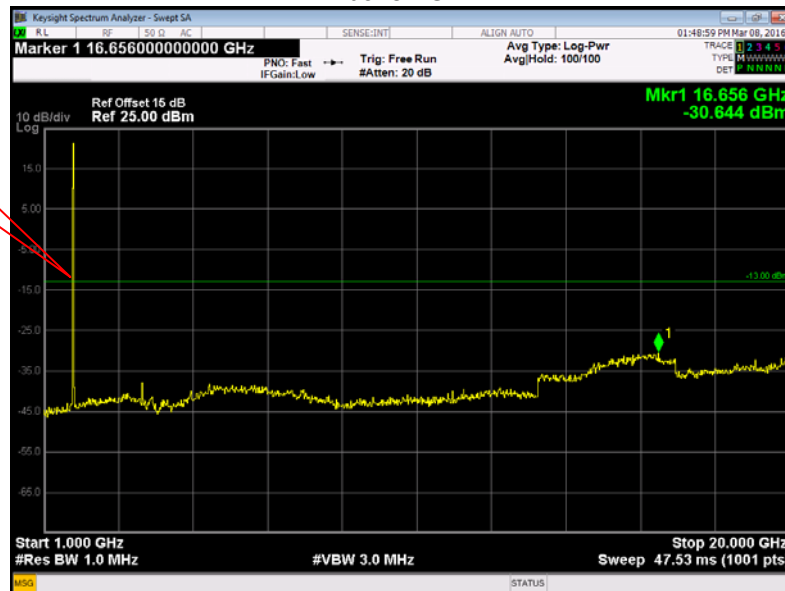
WCDMA band IV - channel 1313

30MHz-1GHz



Above 1GHz

Fundamental



10 SPURIOUS RADIATED EMISSIONS

Test Requirement: FCC Part 2.1053,22.917,24.238,27.53(h)

Test Method: TIA/EIA-603-D:2010
KDB971168 D01 v02r02

Test Mode: Transmitting

10.1 EUT Operation

Operating Environment :

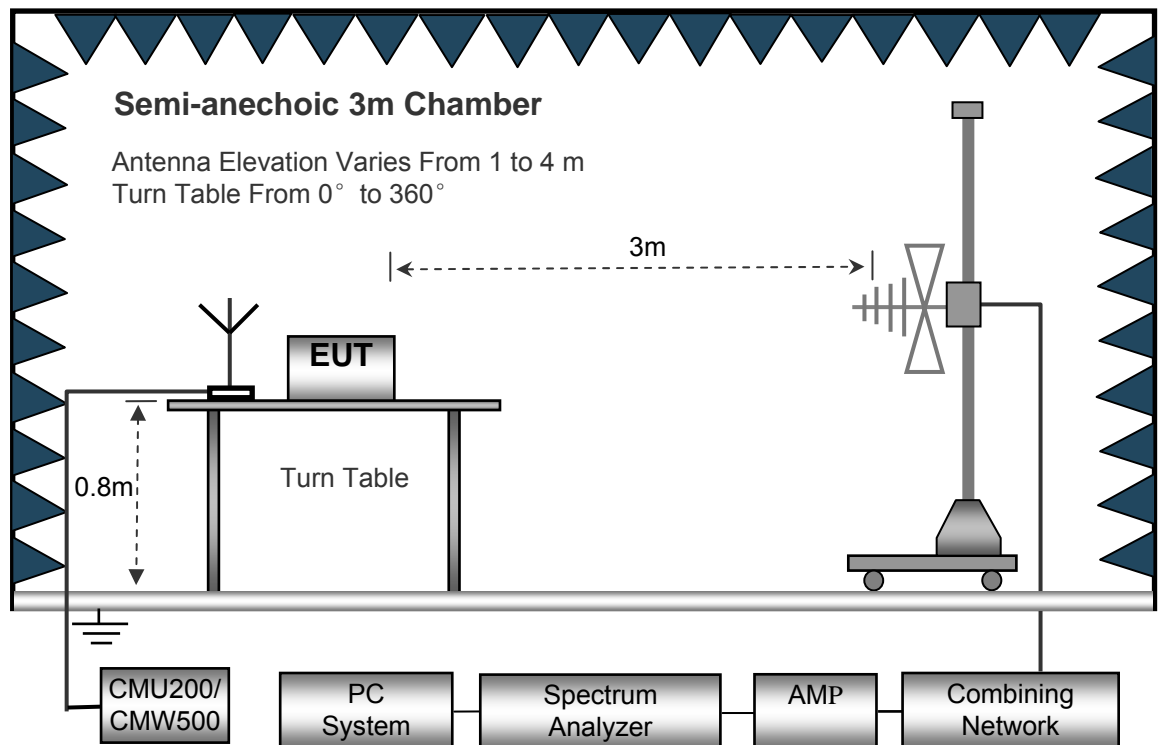
Temperature: 23.5 °C

Humidity: 52.1 % RH

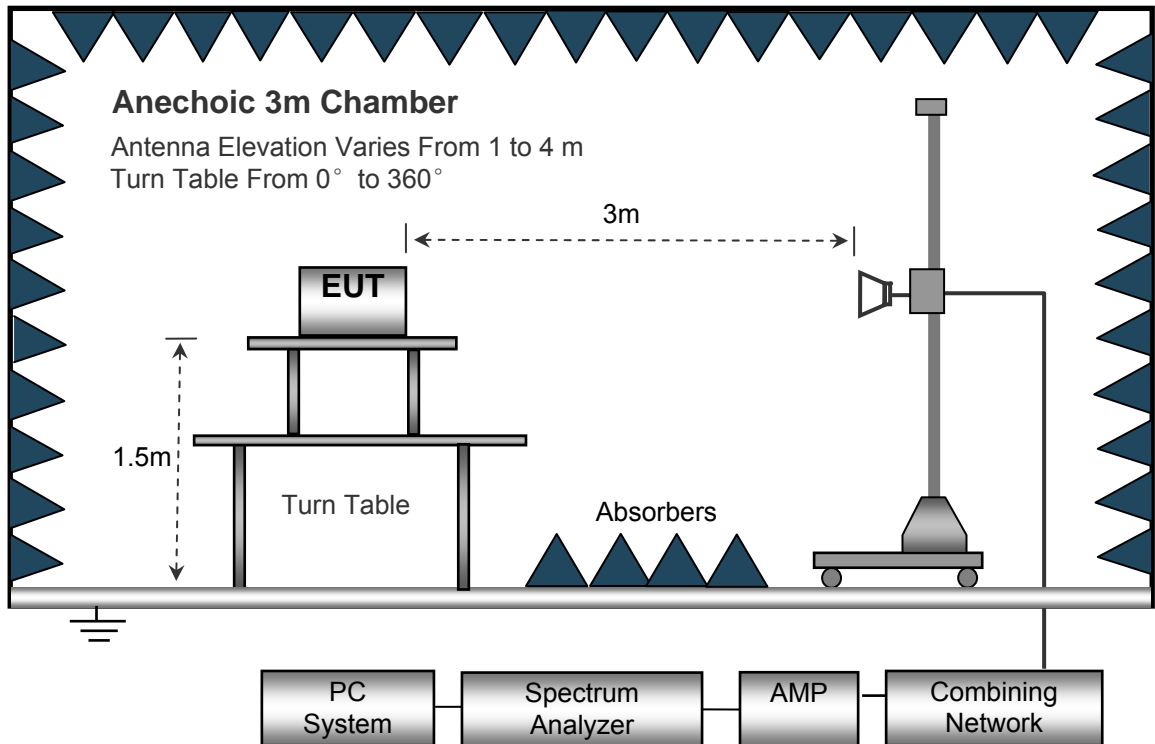
Atmospheric Pressure: 101.2kPa

10.2 Test Setup

The radiated emission tests were performed in the 3m Semi- Anechoic Chamber test site, using the setup accordance with the test setup for emission measurement from 30 MHz to 1 GHz.



The test setup for emission measurement above 1 GHz.



10.3 Spectrum Analyzer Setup

30MHz ~ 1GHz

Sweep Speed Auto
 Detector PK
 Resolution Bandwidth..... 100kHz
 Video Bandwidth..... 300kHz

Above 1GHz

Sweep Speed Auto
 Detector PK
 Resolution Bandwidth..... 1MHz
 Video Bandwidth..... 3MHz
 Detector Ave.
 Resolution Bandwidth..... 1MHz
 Video Bandwidth..... 10Hz

10.4 Test Procedure

1. The EUT is placed on a turntable, which is 1.5m above ground plane.
2. The turntable shall be rotated for 360 degrees to determine the position of maximum emission level.
3. EUT is set 3m away from the receiving antenna, which is moved from 1m to 4m to find out the maximum emissions. The spectrum was investigated from 30MHz up to the tenth harmonic of the highest fundamental frequency.
4. Maximum procedure was performed on the six highest emissions to ensure EUT compliance.
5. And also, each emission was to be maximized by changing the polarization of receiving antenna both horizontal and vertical.
6. The radiation measurements are tested under 3-axes(X,Y,Z) position(X denotes lying on the table, Y denotes side stand and Z denotes vertical stand), After pre-test, It was found that the worse radiation emission was get at the X position. So the data shown was the X position only.
7. Remove the EUT and replace it with substitution antenna. A signal generator was connected to the substitution antenna by a non-radiating cable. The absolute levels of the spurious emissions were measured by the substitution.
Spurious emissions in dB = $10 \lg(\text{TXpwr in Watts}/0.001)$ – the absolute level
Spurious attenuation limit in dB = $43 + 10 \text{Log}_{10}(\text{power out in Watts})$
8. Repeat above procedures until the measurements for all frequencies are completed.

10.5 Summary of Test Results

For 19.2MHz to 30MHz

The measurements were more than 20 dB below the limit and not reported.

Remark: Test performed from 30MHz to 10th harmonics with low/middle/high channels, only the worst data were recorded.

Cellular Band (Part 22H)

Frequency	Receiver Reading	Turn table Angle	RX Antenna		Substituted			Absolute Level	Result	
			Height	Polar	SG Level	Cable	Antenna Gain		Limit	Margin
(MHz)	(dBμV)	Degree	(m)	(H/V)	(dBm)	(dB)	(dB)	(dBm)	(dBm)	(dB)
GPRS 850 Channel 190										
202.35	39.49	354	1.0	H	-71.02	0.15	0.00	-71.17	-13.00	-58.17
202.35	48.52	199	1.2	V	-59.07	0.15	0.00	-59.22	-13.00	-46.22
1673.20	64.26	174	2.1	H	-49.71	0.30	9.40	-40.61	-13.00	-27.61
1673.20	58.96	306	1.7	V	-54.57	0.30	9.40	-45.47	-13.00	-32.47
2509.80	53.80	222	1.7	H	-60.20	0.43	10.60	-50.03	-13.00	-37.03
2509.80	49.93	330	1.2	V	-60.35	0.43	10.60	-50.18	-13.00	-37.18
WCDMA Band V Channel 4132										
202.35	39.58	137	1.3	H	-70.93	0.15	0.00	-71.08	-13.00	-58.08
202.35	49.09	31	1.6	V	-58.50	0.15	0.00	-58.65	-13.00	-45.65
1652.80	55.50	109	1.4	H	-58.47	0.30	9.40	-49.37	-13.00	-36.37
1652.80	49.16	73	1.1	V	-64.37	0.30	9.40	-55.27	-13.00	-42.27
2479.20	44.46	14	1.3	H	-69.54	0.43	10.60	-59.37	-13.00	-46.37
2479.20	40.19	283	2.0	V	-70.09	0.43	10.60	-59.92	-13.00	-46.92

Cellular Band (Part 24E/27)

Frequency	Receiver Reading	Turn table Angle	RX Antenna		Substituted			Absolute Level	Result	
			Height	Polar	SG Level	Cable	Antenna Gain		Limit	Margin
(MHz)	(dBμV)	Degree	(m)	(H/V)	(dBm)	(dB)	(dB)	(dBm)	(dBm)	(dB)
GPRS 1900 Channel 661										
202.35	43.66	205	1.1	H	-66.85	0.15	0.00	-67.00	-13.00	-54.00
202.35	39.83	285	2.1	V	-67.76	0.15	0.00	-67.91	-13.00	-54.91
3760.00	65.95	227	2.0	H	-45.59	2.37	12.50	-35.46	-13.00	-22.46
3760.00	59.98	348	1.1	V	-49.83	2.37	12.50	-39.70	-13.00	-26.70
5640.00	53.58	165	1.2	H	-56.03	2.86	12.90	-45.99	-13.00	-32.99
5640.00	44.73	114	1.4	V	-64.15	2.86	12.90	-54.11	-13.00	-41.11
WCDMA Band II Channel 9538										
202.35	43.89	228	2.2	H	-66.62	0.15	0.00	-66.77	-13.00	-53.77
202.35	39.74	216	1.7	V	-67.85	0.15	0.00	-68.00	-13.00	-55.00
3815.20	59.75	80	1.2	H	-51.79	2.37	12.50	-41.66	-13.00	-28.66
3815.20	52.53	100	2.0	V	-57.28	2.37	12.50	-47.15	-13.00	-34.15
5722.80	46.36	71	1.7	H	-63.25	2.86	12.90	-53.21	-13.00	-40.21
5722.80	38.70	278	2.0	V	-70.18	2.86	12.90	-60.14	-13.00	-47.14
WCDMA Band IV Channel 1512										
202.35	41.43	83	1.0	H	-69.08	0.15	0.00	-69.23	-13.00	-56.23
202.35	45.65	166	1.3	V	-61.94	0.15	0.00	-62.09	-13.00	-49.09
3503.20	65.47	286	1.6	H	-48.50	0.30	9.40	-39.40	-13.00	-26.40
3503.20	58.32	302	2.2	V	-55.21	0.30	9.40	-46.11	-13.00	-33.11
5254.80	55.36	225	2.2	H	-58.64	0.43	10.60	-48.47	-13.00	-35.47
5254.80	49.35	302	1.8	V	-60.93	0.43	10.60	-50.76	-13.00	-37.76

Note: 1) Absolute Level = SG Level - Cable loss + Antenna Gain

2) Margin = Limit- Absolute Level

11 Band Edge Measurement

Test Requirement:	FCC Part 2.1051,22.917(a),24.238(a), 27.53(h)
Test Method:	TIA/EIA-603-D:2010 KDB971168 D01 v02r02
Test Mode:	Transmitting

11.1 EUT Operation

Operating Environment :

Temperature:	23.5 °C
Humidity:	52.3 % RH
Atmospheric Pressure:	101.3kPa

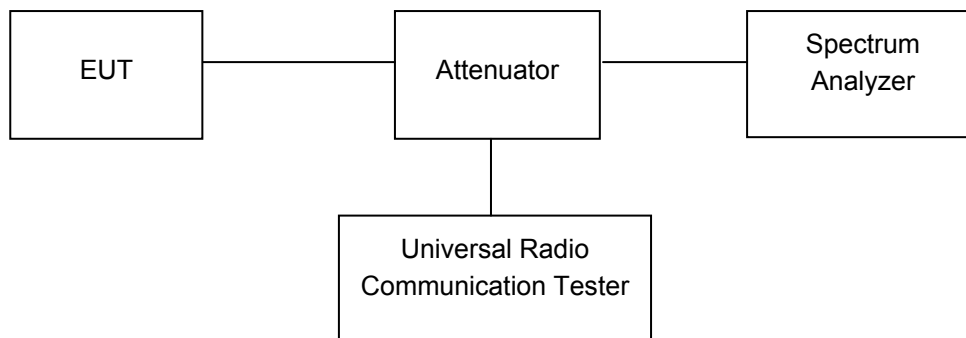
11.2 Test Procedure

The RF output of the transmitter was connected to the input of the spectrum analyzer through sufficient attenuation.

According to FCC Part 22.917(a), the power of any emissions outside of the authorized operating frequency ranges must be attenuated below the transmitting power (P) by a factor of at least $43 + 10 \log(P)$ dB.

According to FCC Part 24.238(a), the power of any emissions outside of the authorized operating frequency ranges must be attenuated below the transmitting power (P) by a factor of at least $43 + 10 \log(P)$ dB.

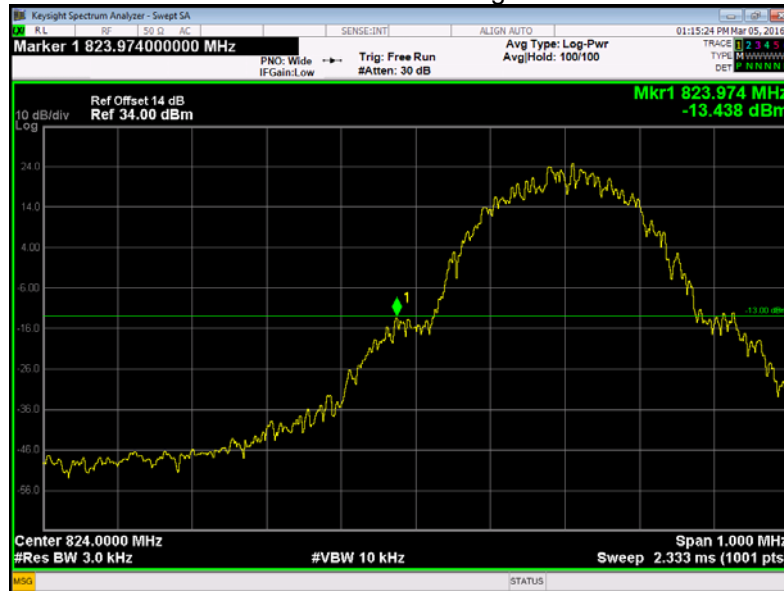
The center of the spectrum analyzer was set to block edge frequency



11.3 Test Result

Test plots
Cellular Band (Part 22H)
Modem 1

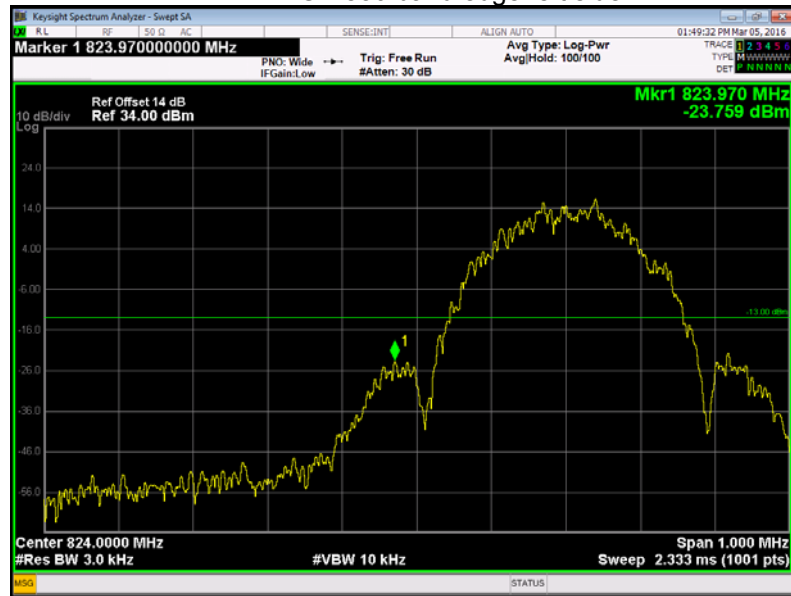
GPRS 850 band edge-left side



GPRS 850 band edge-right side



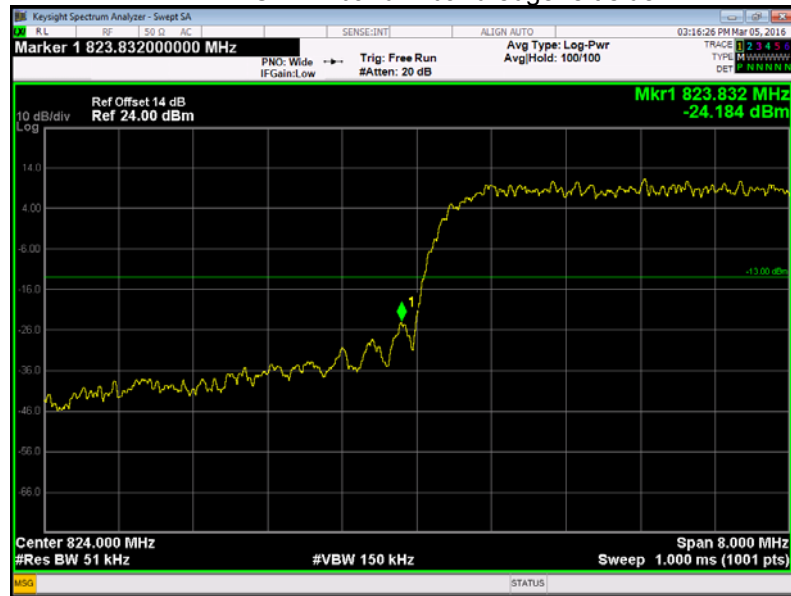
EDGE 850 band edge-left side



EDGE 850 band edge-right side



WCDMA band V band edge-left side

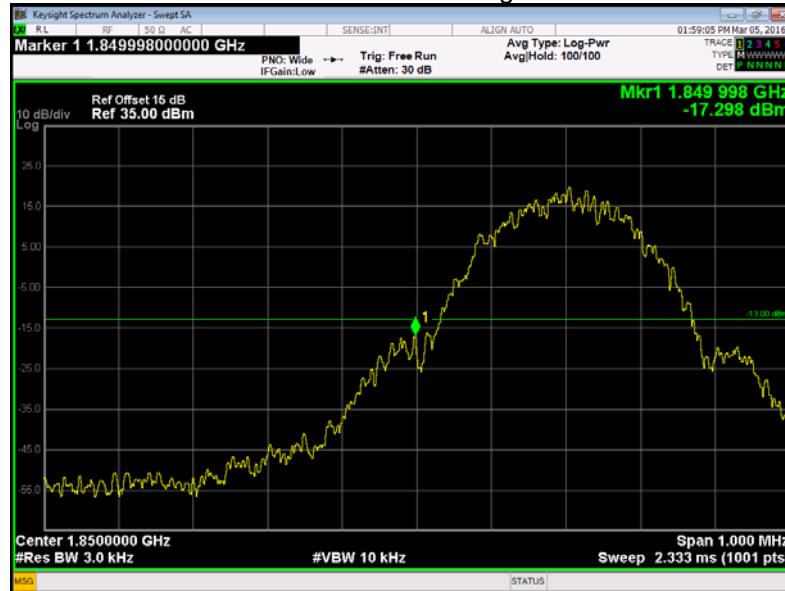


WCDMA band V band edge-right side

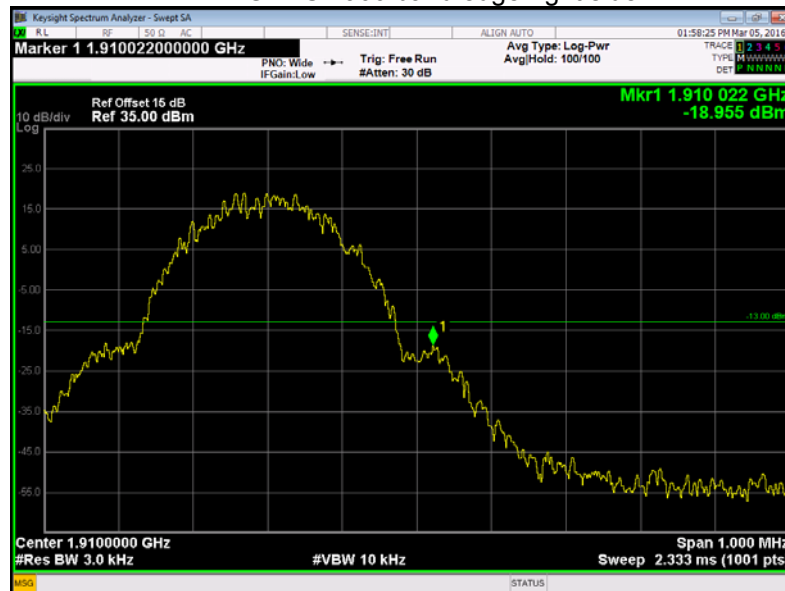


Cellular Band (Part 24E)

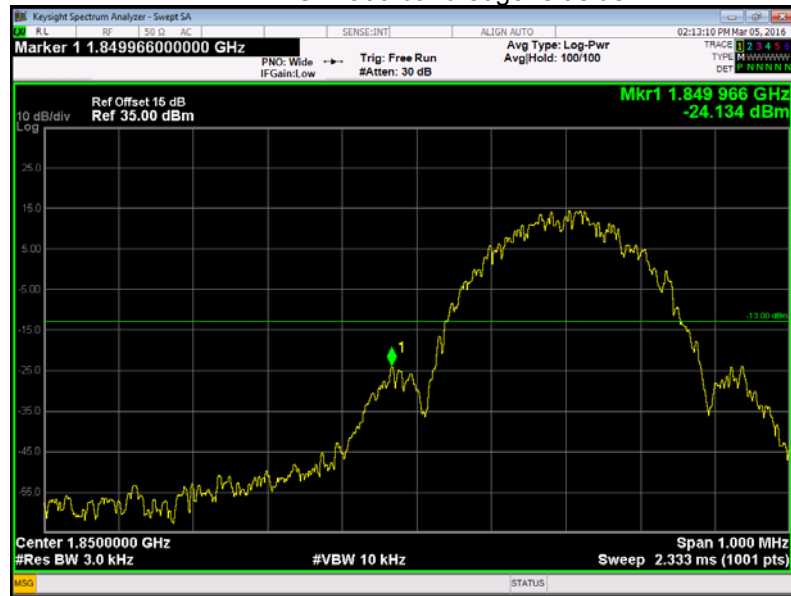
GPRS 1900 band edge-left side



GPRS 1900 band edge-right side



EDGE1900 band edge-left side



EDGE 1900 band edge-right side

