



EXHIBIT C - TEST SETUP PHOTOGRAPHS

For PCB Antenna 1 & PCB Antenna 2


Conducted Emissions (Front View)




Conducted Emissions (Side View)



Radiated Emissions (Below 1GHz)



Radiated Emissions (Above 1GHz)




For FPA Antenna 3


Conducted Emissions (Front View)



Conducted Emissions (Side View)



Radiated Emissions (Below 1GHz)



Radiated Emissions (Above 1GHz)

