



# FCC RF Test Report

APPLICANT : Espressif Systems (Shanghai) Co.,Ltd.  
EQUIPMENT : 2.4GHz Wi-Fi & BT IoT Module  
BRAND NAME : ESPRESSIF  
MODEL NAME : ESP32-S3-SK  
FCC ID : 2AC7Z-ESPS3SK  
STANDARD : FCC Part 15 Subpart C §15.247  
CLASSIFICATION : (DTS) Digital Transmission System  
TEST DATE(S) : Sep. 21, 2023 ~ Nov. 30, 2023

We, Sporton International Inc. (Kunshan), would like to declare that the tested sample has been evaluated in accordance with the test procedures and has been in compliance with the applicable technical standards.

The test results in this report apply exclusively to the tested model / sample. Without written approval of Sporton International Inc. (Kunshan), the test report shall not be reproduced except in full.

Jason Jia

Approved by: Jason Jia



**Sporton International Inc. (Kunshan)**

**No. 1098, Pengxi North Road, Kunshan Economic Development Zone Jiangsu Province 215300  
People's Republic of China**



# TABLE OF CONTENTS

**REVISION HISTORY..... 3**

**SUMMARY OF TEST RESULT ..... 4**

**1 GENERAL DESCRIPTION ..... 5**

    1.1 Applicant ..... 5

    1.2 Manufacturer ..... 5

    1.3 Product Feature of Equipment Under Test..... 5

    1.4 Product Specification of Equipment Under Test..... 5

    1.5 Modification of EUT ..... 5

    1.6 Testing Location ..... 6

    1.7 Test Software..... 6

    1.8 Applicable Standards..... 6

**2 TEST CONFIGURATION OF EQUIPMENT UNDER TEST ..... 7**

    2.1 Carrier Frequency and Channel ..... 7

    2.2 Test Mode..... 7

    2.3 Connection Diagram of Test System ..... 8

    2.4 Support Unit used in test configuration and system ..... 9

    2.5 EUT Operation Test Setup ..... 9

    2.6 Measurement Results Explanation Example..... 9

**3 TEST RESULT ..... 10**

    3.1 6dB and 99% Bandwidth Measurement ..... 10

    3.2 Output Power Measurement..... 12

    3.3 Power Spectral Density Measurement ..... 13

    3.4 Conducted Band Edges and Spurious Emission Measurement ..... 15

    3.5 Radiated Band Edges and Spurious Emission Measurement ..... 33

    3.6 AC Conducted Emission Measurement..... 37

    3.7 Antenna Requirements ..... 39

**4 LIST OF MEASURING EQUIPMENT ..... 40**

**5 MEASUREMENT UNCERTAINTY ..... 41**

**APPENDIX A. CONDUCTED TEST RESULTS**

**APPENDIX B. AC CONDUCTED EMISSION TEST RESULT**

**APPENDIX C. RADIATED SPURIOUS EMISSION**

**APPENDIX D. DUTY CYCLE PLOTS**

**APPENDIX E. SETUP PHOTOGRAPHS**





### SUMMARY OF TEST RESULT

Report Section	FCC Rule	Description	Limit	Result	Remark
3.1	15.247(a)(2)	6dB Bandwidth	≥ 0.5MHz	Pass	-
3.1	-	99% Bandwidth	-	Report Only	-
3.2	15.247(b)	Power Output Measurement	≤ 30dBm	Pass	-
3.3	15.247(e)	Power Spectral Density	≤ 8dBm/3kHz	Pass	-
3.4	15.247(d)	Conducted Band Edges	≤ 20dBc	Pass	-
		Conducted Spurious Emission		Pass	-
3.5	15.247(d)	Radiated Band Edges and Radiated Spurious Emission	15.209(a) & 15.247(d)	Pass	Under limit 1.04 dB at 2483.50 MHz
3.6	15.207	AC Conducted Emission	15.207(a)	Pass	Under limit 10.85 dB at 0.153 MHz
3.7	15.203 & 15.247(b)	Antenna Requirement	15.203 & 15.247(b)	Pass	-

**Conformity Assessment Condition:**

- The test results (PASS/FAIL) with all measurement uncertainty excluded are presented against the regulation limits or in accordance with the requirements stipulated by the applicant/manufacturer who shall bear all the risks of non-compliance that may potentially occur if measurement uncertainty is taken into account.
- The measurement uncertainty please refer to each test result in the section "Measurement Uncertainty"

**Disclaimer:**

The product specifications of the EUT presented in the test report that may affect the test assessments are declared by the manufacturer who shall take full responsibility for the authenticity.



# 1 General Description

## 1.1 Applicant

Espressif Systems (Shanghai) Co.,Ltd.

Suite 204, Block 2, 690 Bibo Road, Zhang Jiang Hi-Tech Park, Shanghai, China

## 1.2 Manufacturer

Espressif Systems (Shanghai) Co.,Ltd.

Suite 204, Block 2, 690 Bibo Road, Zhang Jiang Hi-Tech Park, Shanghai, China

## 1.3 Product Feature of Equipment Under Test

Product Feature	
Equipment	2.4GHz Wi-Fi & BT IoT Module
Brand Name	ESPRESSIF
Model Name	ESP32-S3-SK
FCC ID	2AC7Z-ESPS3SK
SN Code	Conducted: 3030f9776f64 Conduction/ Radiation: 3030f977a99c
HW Version	V1.1
SW Version	v1.1.3.4
EUT Stage	Identical Prototype

**Remark:** The above EUT's information was declared by manufacturer. Please refer to the specifications or user's manual for more detailed description.

## 1.4 Product Specification of Equipment Under Test

Standards-related Product Specification	
Tx/Rx Channel Frequency Range	2412 MHz ~ 2462 MHz
Maximum (Peak) Output Power to antenna	802.11b : 19.27 dBm (0.0845 W) 802.11g : 24.73 dBm (0.2972 W) 802.11n HT20 : 23.83 dBm (0.2415 W) 802.11n HT40 : 21.54 dBm (0.1426 W)
99% Occupied Bandwidth	802.11b : 12.84MHz 802.11g : 17.03MHz 802.11n HT20 : 17.48MHz 802.11n HT40 : 35.76MHz
Antenna Type / Gain	PCB Antenna type with gain 3.26 dBi
Type of Modulation	802.11b : DSSS (DBPSK / DQPSK / CCK) 802.11g/n : OFDM (BPSK / QPSK / 16QAM / 64QAM)

## 1.5 Modification of EUT

No modifications are made to the EUT during all test items.



### 1.6 Testing Location

Sporton International Inc. (Kunshan) is accredited to ISO/IEC 17025:2017 by American Association for Laboratory Accreditation with Certificate Number 5145.02.

<b>Test Firm</b>	Sporton International Inc. (Kunshan)		
<b>Test Site Location</b>	No. 1098, Pengxi North Road, Kunshan Economic Development Zone Jiangsu Province 215300 People’s Republic of China TEL : +86-512-57900158		
<b>Test Site No.</b>	<b>Sporton Site No.</b>	<b>FCC Designation No.</b>	<b>FCC Test Firm Registration No.</b>
	CO01-KS 03CH05-KS TH01-KS	CN1257	314309

### 1.7 Test Software

Item	Site	Manufacturer	Name	Version
1.	TH01-KS	SPORTON	FCC 15C-15E Test Tools Ver10.0_210607	10.0
2.	03CH05-KS	AUDIX	E3	210616
3.	CO01-KS	AUDIX	E3	6.2009-8-24

### 1.8 Applicable Standards

According to the specifications of the manufacturer, the EUT must comply with the requirements of the following standards:

- 47 CFR Part 15 Subpart C §15.247
- FCC KDB 558074 D01 15.247 Meas Guidance v05r02
- ANSI C63.10-2013

**Remark:** All test items were verified and recorded according to the standards and without any deviation during the test.



## 2 Test Configuration of Equipment Under Test

- a. The EUT has been associated with peripherals and configuration operated in a manner tended to maximize its emission characteristics in a typical application. Frequency range investigated: conduction emission (150 kHz to 30 MHz), radiation emission (9 kHz to the 10th harmonic of the highest fundamental frequency or to 40 GHz, whichever is lower). For radiated measurement, pre-scanned in three orthogonal panels, X, Y, Z. The worst cases (Y plane) were recorded in this report.
- b. AC power line Conducted Emission was tested under maximum output power.

### 2.1 Carrier Frequency and Channel

Frequency Band	Channel	Freq. (MHz)	Channel	Freq. (MHz)
2400-2483.5 MHz	1	2412	7	2442
	2	2417	8	2447
	3	2422	9	2452
	4	2427	10	2457
	5	2432	11	2462
	6	2437	-	-

### 2.2 Test Mode

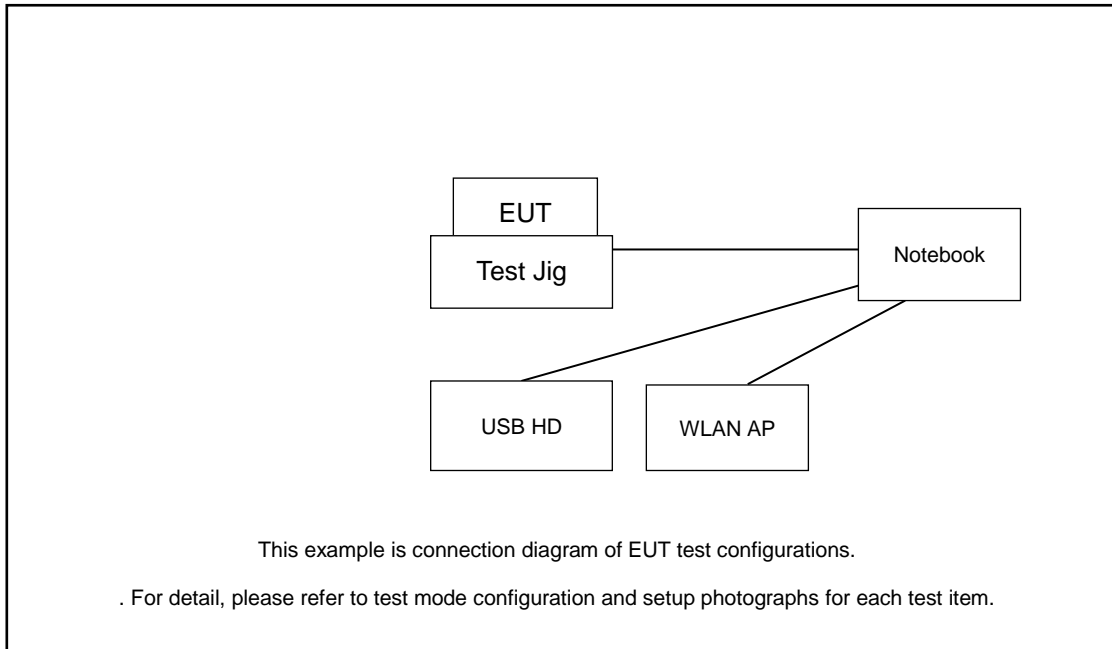
Final test modes are considering the modulation and worse data rates as below table.

Modulation	Data Rate
802.11b	1 Mbps
802.11g	6 Mbps
802.11n HT20	MCS0
802.11n HT40	MCS0

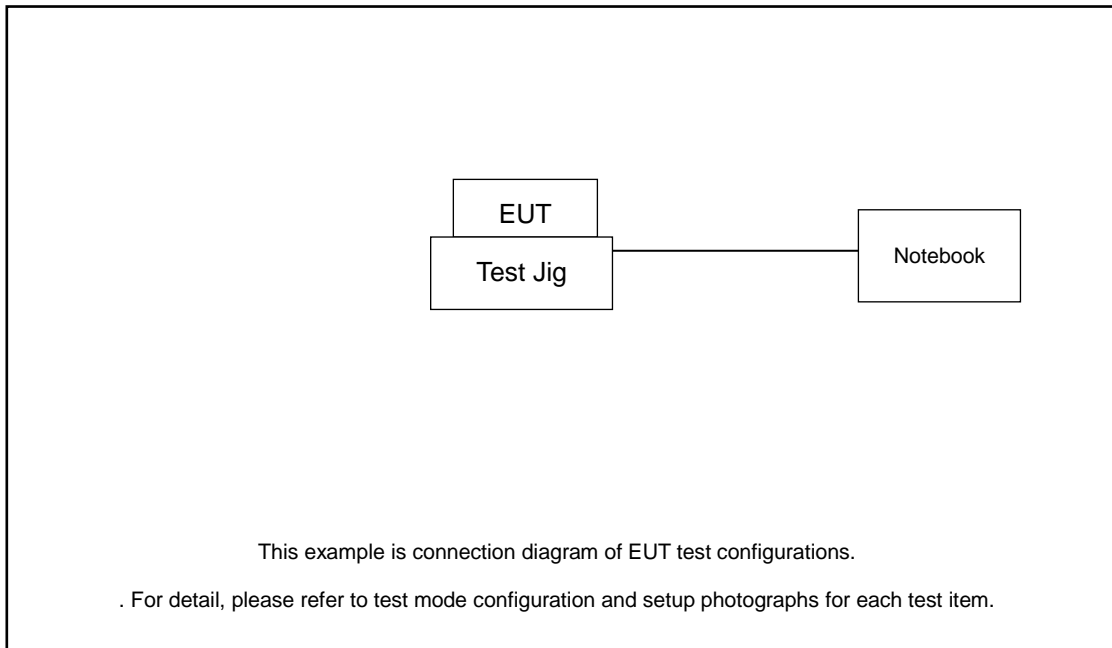
Test Cases	
AC Conducted Emission	Mode 1 :WLAN TX (2.4G)+ Charging from Test Jig
<b>Remark:</b> For Radiated Test Cases, the tests were performed with Notebook and Test Jig.	

## 2.3 Connection Diagram of Test System

AC Conducted Emission:



Radiated Emission:





## 2.4 Support Unit used in test configuration and system

Item	Equipment	Trade Name	Model Name	FCC ID	Data Cable	Power Cord
1.	WLAN AP	D-Link	DIR-628	KA2DIR628A2	N/A	Unshielded, 1.8 m
2.	Notebook	DELL	Vostro 1510	FCC DoC	N/A	AC I/P: Unshielded, 1.2 m DC O/P: Shielded, 1.8 m
3.	Notebook	Lenovo	E540	FCC DoC	N/A	AC I/P: Unshielded, 1.2 m DC O/P: Shielded, 1.8 m
4.	USB HD	Lenovo	LH310	N/A	Shielded, 1.6 m	N/A
5.	Test Jig	N/A	N/A	N/A	N/A	N/A
6.	Antenna	N/A	N/A	N/A	N/A	N/A

## 2.5 EUT Operation Test Setup

For WLAN RF test items, an engineering test program was provided and enabled to make EUT continuous transmit.

## 2.6 Measurement Results Explanation Example

**For all conducted test items:**

The offset level is set in the spectrum analyzer to compensate the RF cable loss and attenuator factor between EUT conducted output port and spectrum analyzer. With the offset compensation, the spectrum analyzer reading level is exactly the EUT RF output level.

Example:

The spectrum analyzer offset is derived from RF cable loss.

*Offset = RF cable loss.*

Following shows an offset computation example with cable loss 5.60 dB.

$$\begin{aligned} \text{Offset(dB)} &= \text{RF cable loss(dB)} \\ &= 5.60 \text{ (dB)} \end{aligned}$$

### 3 Test Result

#### 3.1 6dB and 99% Bandwidth Measurement

##### 3.1.1 Limit of 6dB and 99% Bandwidth

The minimum 6 dB bandwidth shall be at least 500 kHz.

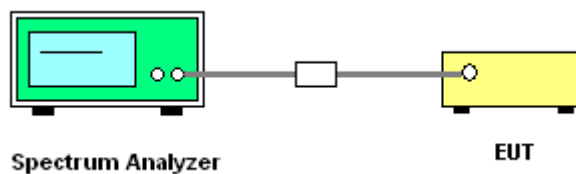
##### 3.1.2 Measuring Instruments

The measuring equipment is listed in the section 4 of this test report.

##### 3.1.3 Test Procedures

1. The testing follows ANSI C63.10-2013 clause 11.8
2. The RF output of EUT was connected to the spectrum analyzer by RF cable and attenuator. The path loss was compensated to the results for each measurement.
3. Set to the maximum power setting and enable the EUT transmit continuously.
4. Make the measurement with the spectrum analyzer's resolution bandwidth (RBW) = 100 kHz. Set the Video bandwidth (VBW) = 300 kHz. In order to make an accurate measurement. The 6 dB bandwidth must be greater than 500 kHz.
5. For 99% Bandwidth Measurement, the spectrum analyzer's resolution bandwidth (RBW) = 1%~5% of OBW and set the Video bandwidth (VBW) is set to 3 times of the RBW.
6. Measure and record the results in the test report.

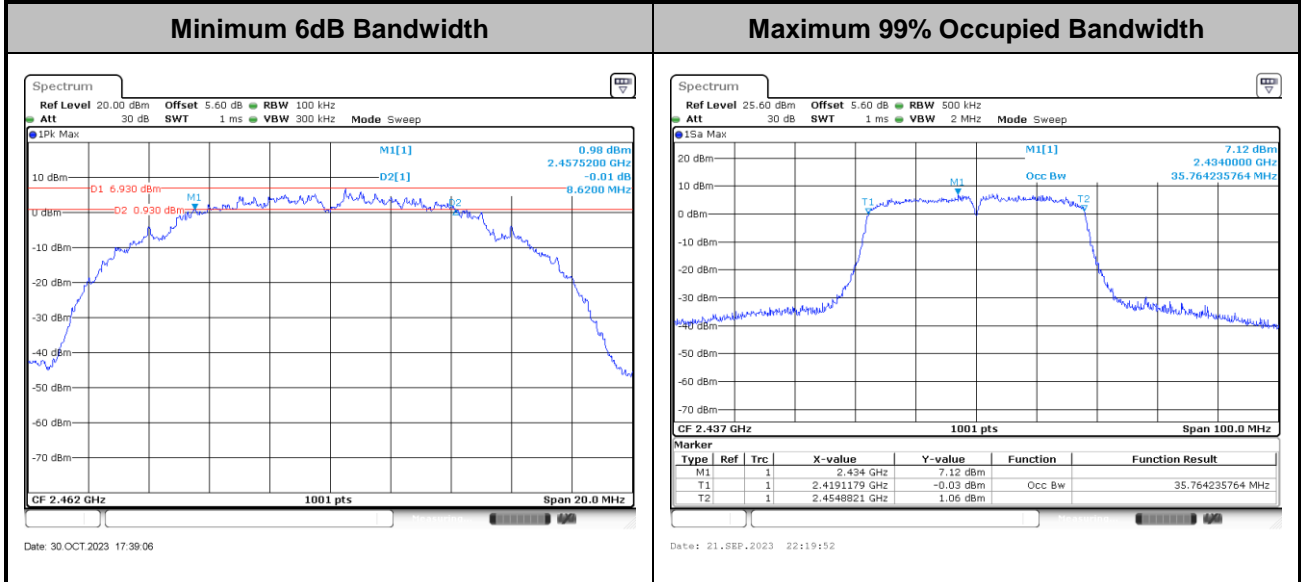
##### 3.1.4 Test Setup





### 3.1.5 Test Result of 6dB and 99% Occupied Bandwidth

Please refer to Appendix A.



Note : The occupied channel bandwidth is maintained within the band of operation for all of the modulations.

## 3.2 Output Power Measurement

### 3.2.1 Limit of Output Power

For systems using digital modulation in the 2400-2483.5MHz, the limit for peak output power is 30dBm. If transmitting antenna with directional gain greater than 6dBi is used, the peak output power from the intentional radiator shall be reduced below the above stated value by the amount in dB that the directional gain of the antenna exceeds 6 dBi. In case of point-to-point operation, the limit has to be reduced by 1dB for every 3dB that the directional gain of the antenna exceeds 6dBi.

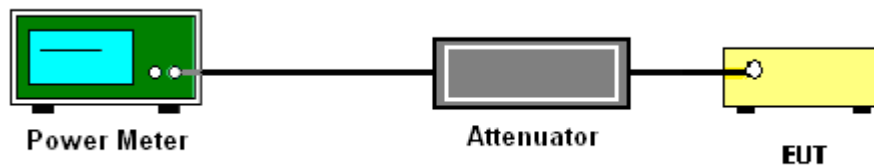
### 3.2.2 Measuring Instruments

The measuring equipment is listed in the section 4 of this test report.

### 3.2.3 Test Procedures

1. The testing follows the Measurement Procedure of ANSI C63.10-2013 clause 11.9.1.3 PKPM1 Peak power meter or ANSI C63.10-2013 clause 11.9.2.3.1 Method AVGPM method.
2. The RF output of EUT was connected to the power meter by RF cable and attenuator. The path loss was compensated to the results for each measurement.
3. Set to the maximum power setting and enable the EUT transmit continuously.
4. Measure the conducted output power and record the results in the test report.

### 3.2.4 Test Setup



### 3.2.5 Test Result of Peak Output Power

Please refer to Appendix A.

### 3.2.6 Test Result of Average Output Power (Reporting Only)

Please refer to Appendix A.

### 3.3 Power Spectral Density Measurement

#### 3.3.1 Limit of Power Spectral Density

The peak power spectral density shall not be greater than 8dBm in any 3kHz band at any time interval of continuous transmission.

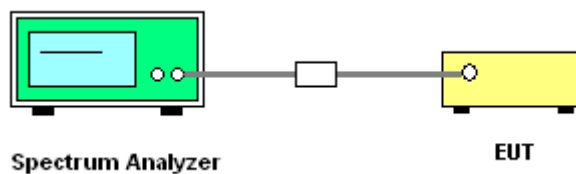
#### 3.3.2 Measuring Instruments

The measuring equipment is listed in the section 4 of this test report.

#### 3.3.3 Test Procedures

1. The testing follows Measurement Procedure of ANSI C63.10-2013 clause 11.10.2 Method PKPSD.
2. The RF output of EUT was connected to the spectrum analyzer by RF cable and attenuator. The path loss was compensated to the results for each measurement.
3. Set to the maximum power setting and enable the EUT transmit continuously.
4. Make the measurement with the spectrum analyzer's resolution bandwidth (RBW) = 3 kHz. Video bandwidth VBW = 10 kHz In order to make an accurate measurement, set the span to 1.5 times DTS Channel Bandwidth. (6dB BW)
5. Detector = peak, Sweep time = auto couple, Trace mode = max hold, Allow trace to fully stabilize. Use the peak marker function to determine the maximum power level.
6. Measure and record the results in the test report.

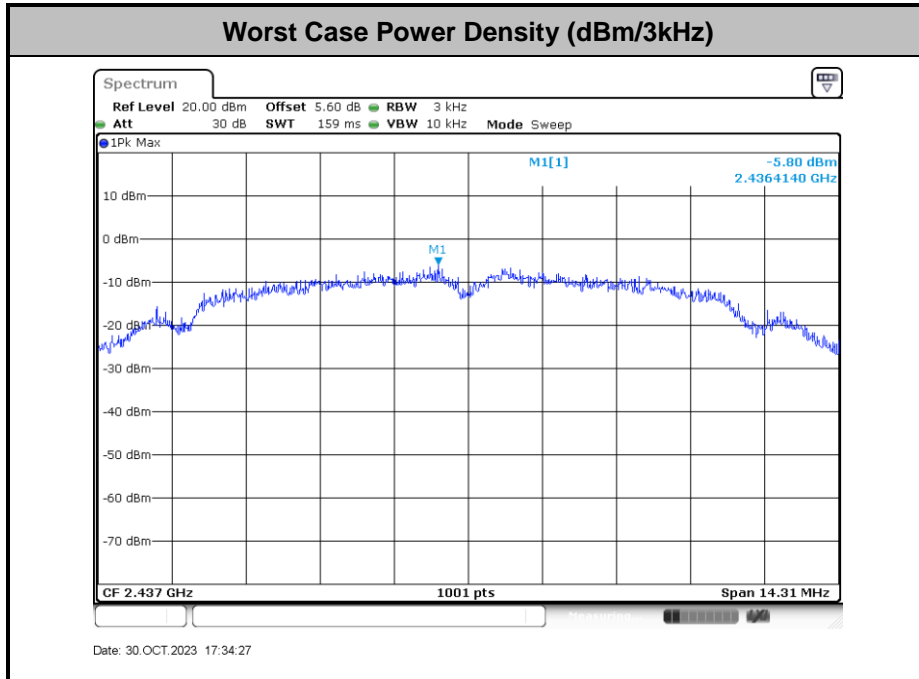
#### 3.3.4 Test Setup





### 3.3.5 Test Result of Power Spectral Density

Please refer to Appendix A.



## 3.4 Conducted Band Edges and Spurious Emission Measurement

### 3.4.1 Limit of Conducted Band Edges and Spurious Emission Measurement

In any 100 kHz bandwidth outside of the authorized frequency band, the emissions which fall in the non-restricted bands shall be attenuated at least 20 dB / 30dB relative to the maximum PSD level in 100 kHz by RF conducted measurement.

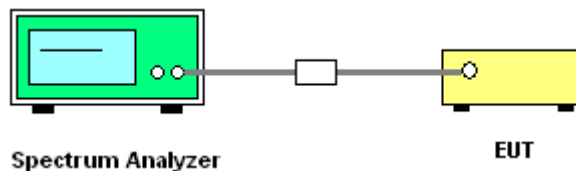
### 3.4.2 Measuring Instruments

The measuring equipment is listed in the section 4 of this test report.

### 3.4.3 Test Procedures

1. The testing follows ANSI C63.10-2013 clause 11.11
2. The RF output of EUT was connected to the spectrum analyzer by RF cable and attenuator. The path loss was compensated to the results for each measurement.
3. Set to the maximum power setting and enable the EUT transmit continuously.
4. Set RBW = 100 kHz, VBW=300 kHz, Peak Detector. Unwanted Emissions measured in any 100 kHz bandwidth outside of the authorized frequency band shall be attenuated by at least 20 dB relative to the maximum in-band peak PSD level in 100 kHz when maximum peak conducted output power procedure is used. If the transmitter complies with the conducted power limits based on the use of RMS averaging over a time interval, the attenuation required under this paragraph shall be 30 dB instead of 20 dB per 15.247(d).
5. Measure and record the results in the test report.
6. The RF fundamental frequency should be excluded against the limit line in the operating frequency band.

### 3.4.4 Test Setup

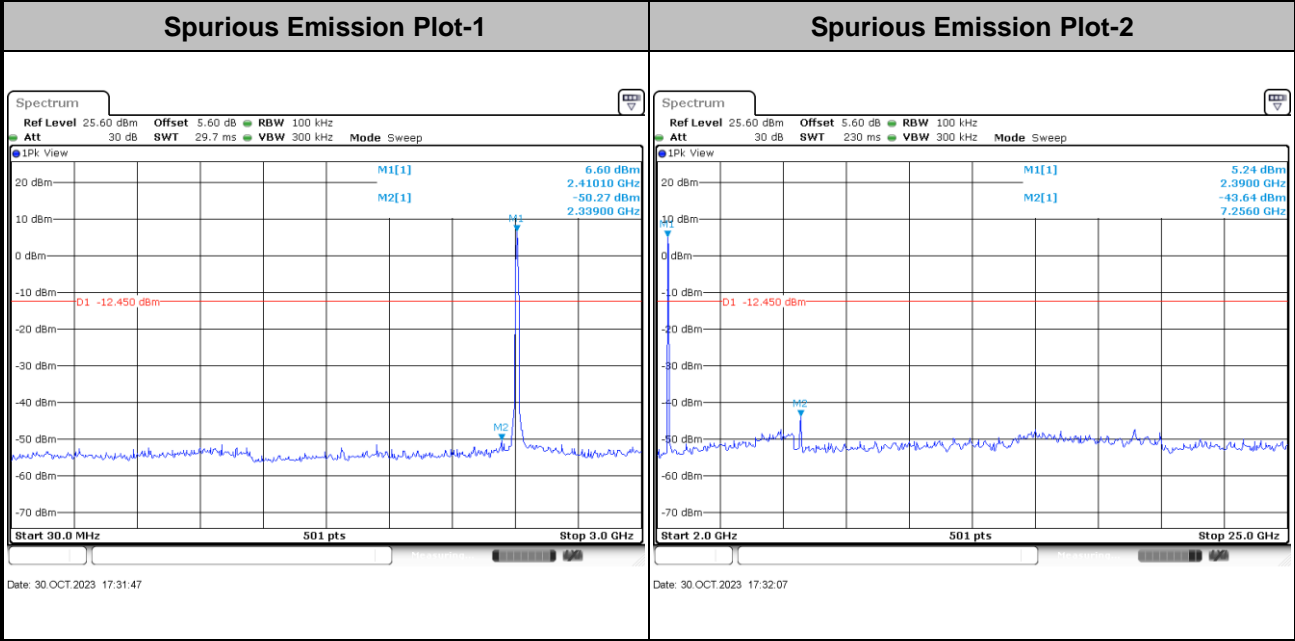
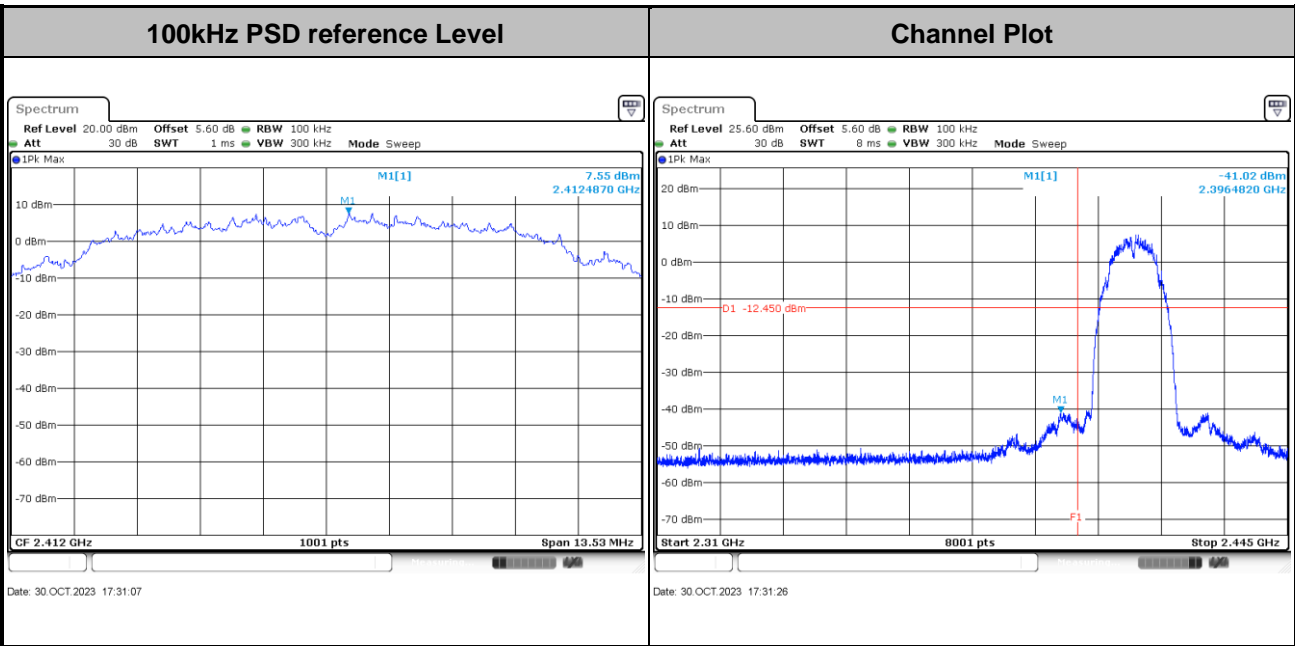




### 3.4.5 Test Result of Conducted Band Edges and Spurious Emission

Test Engineer : Smile Wang	Temperature : 23~25°C
	Relative Humidity : 41~42%

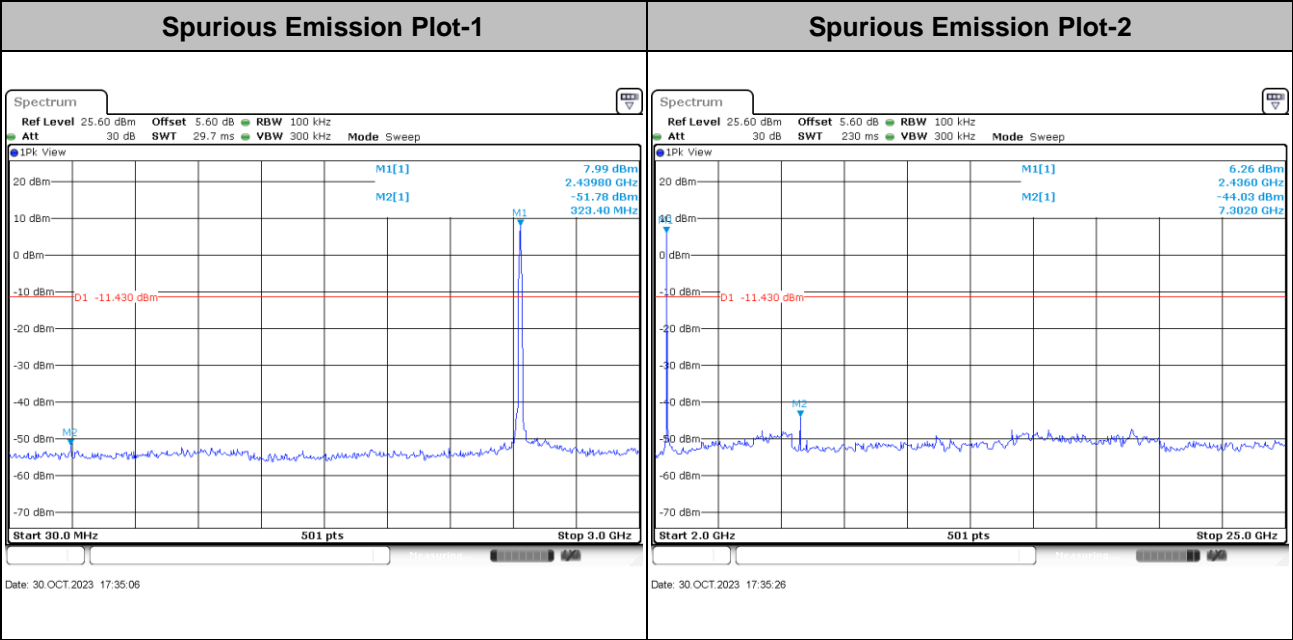
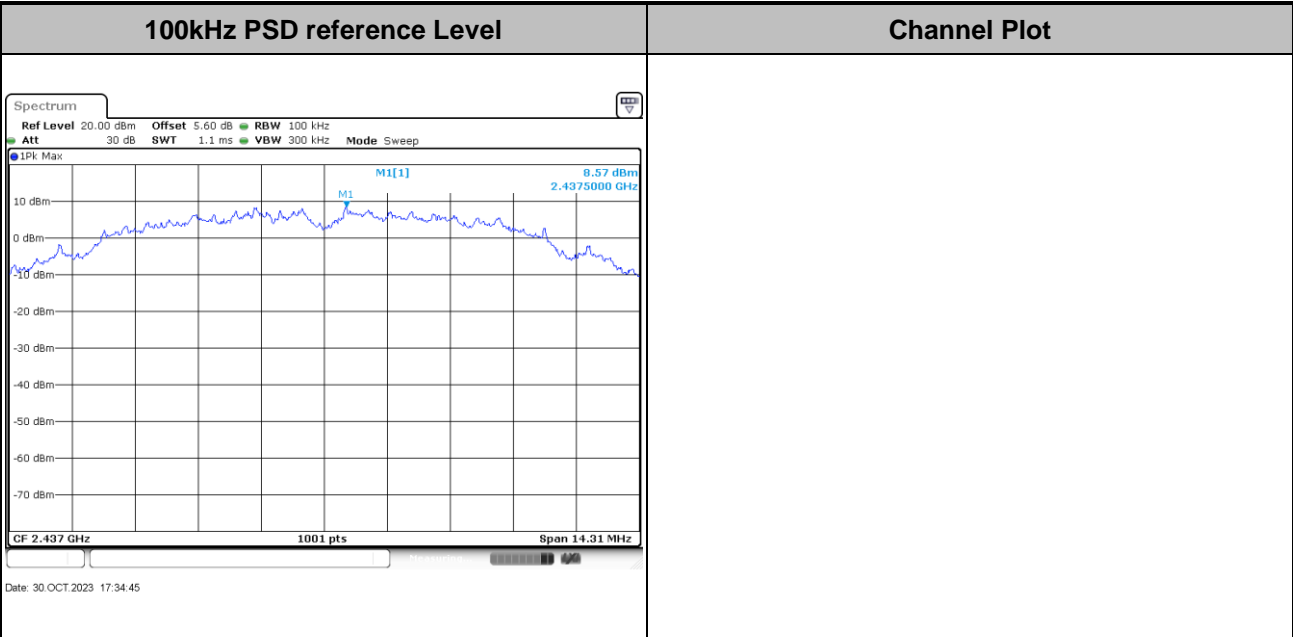
Test Mode : 802.11b	Test Channel : 01
---------------------	-------------------





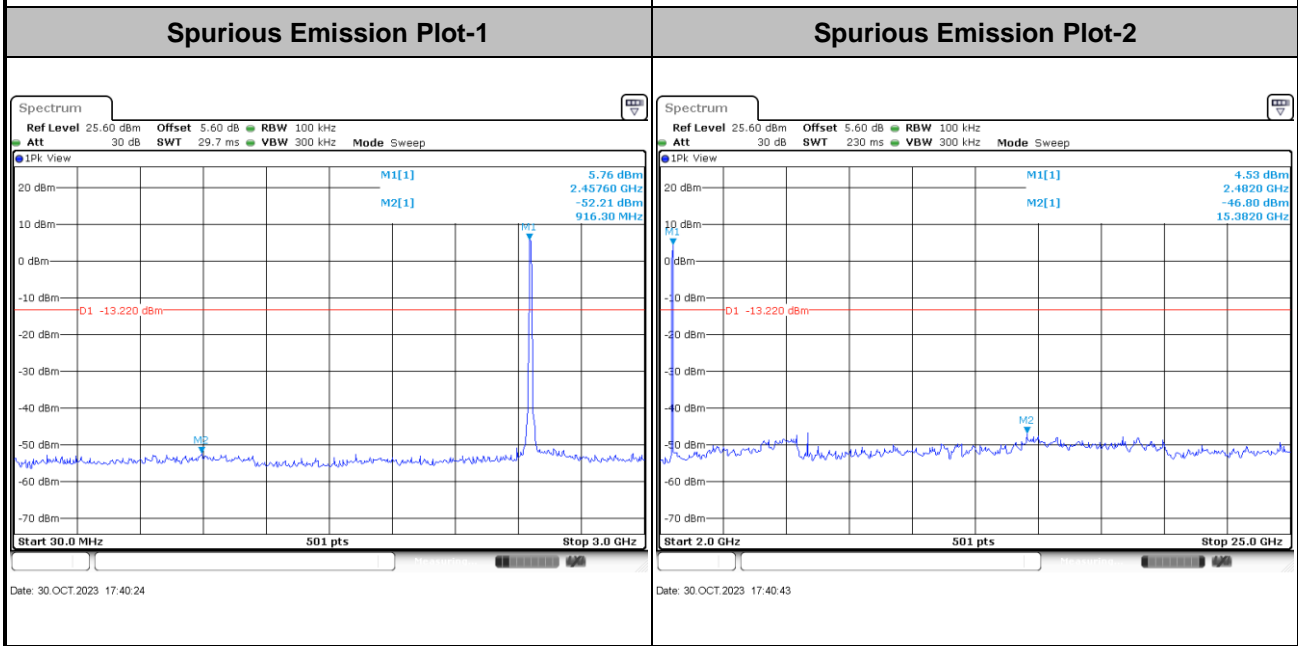
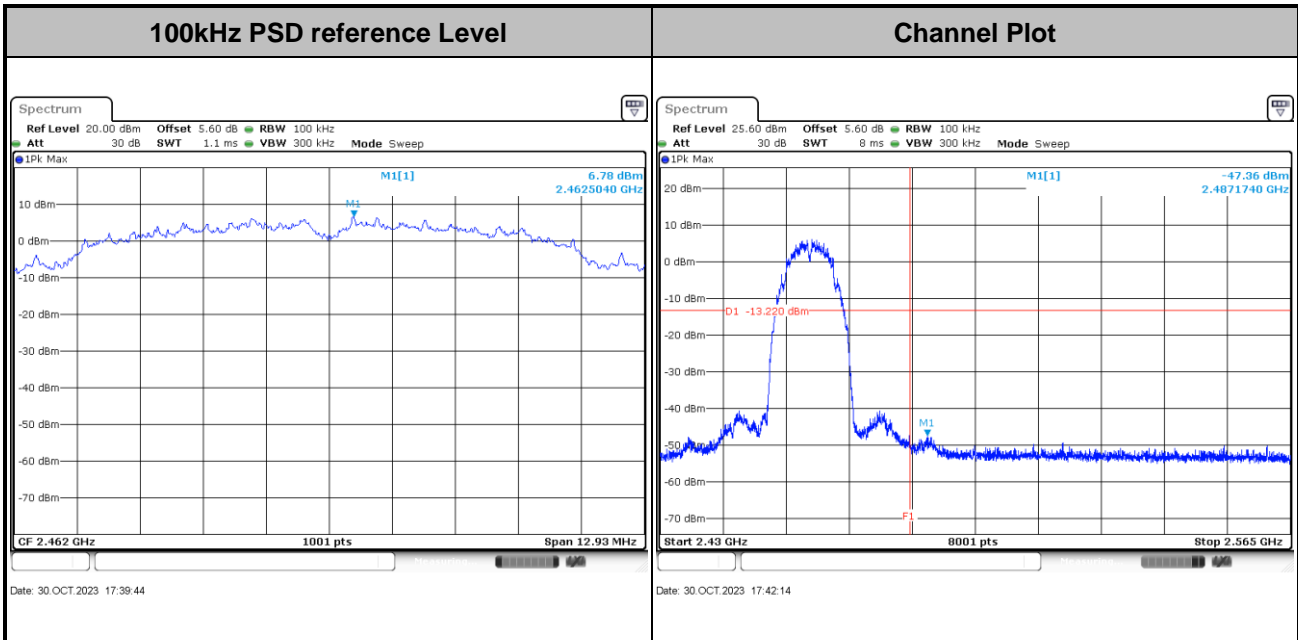


Test Mode :	802.11b	Test Channel :	06
-------------	---------	----------------	----



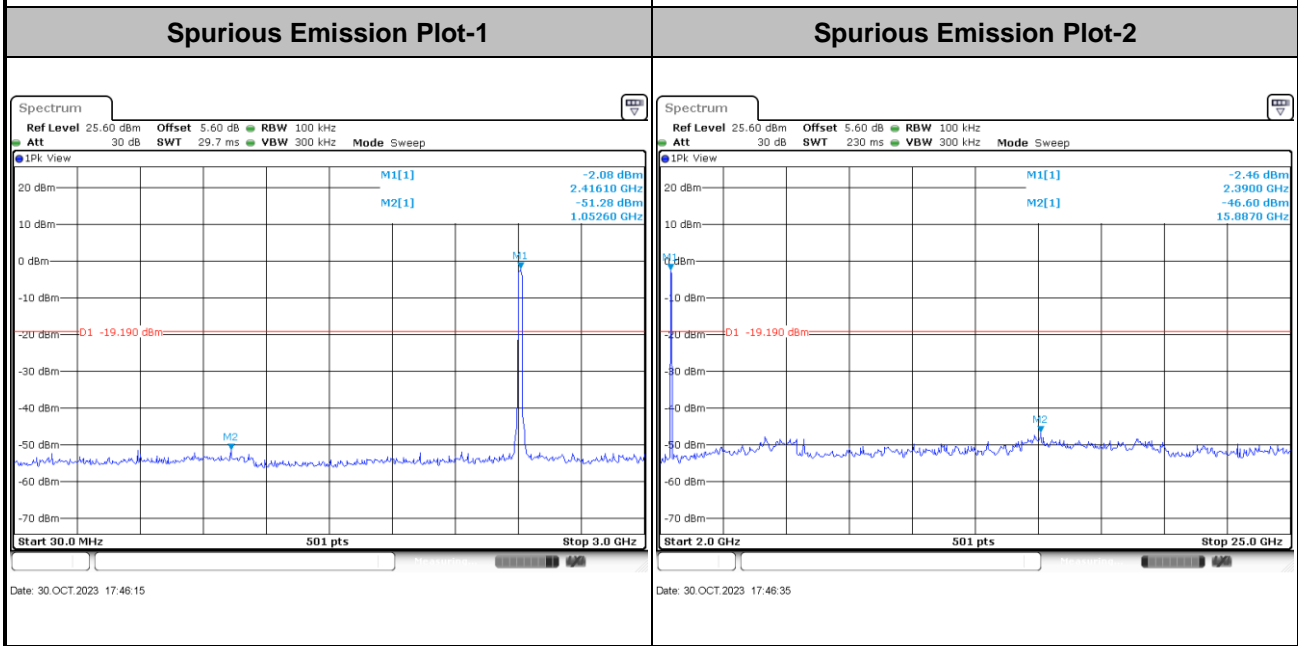
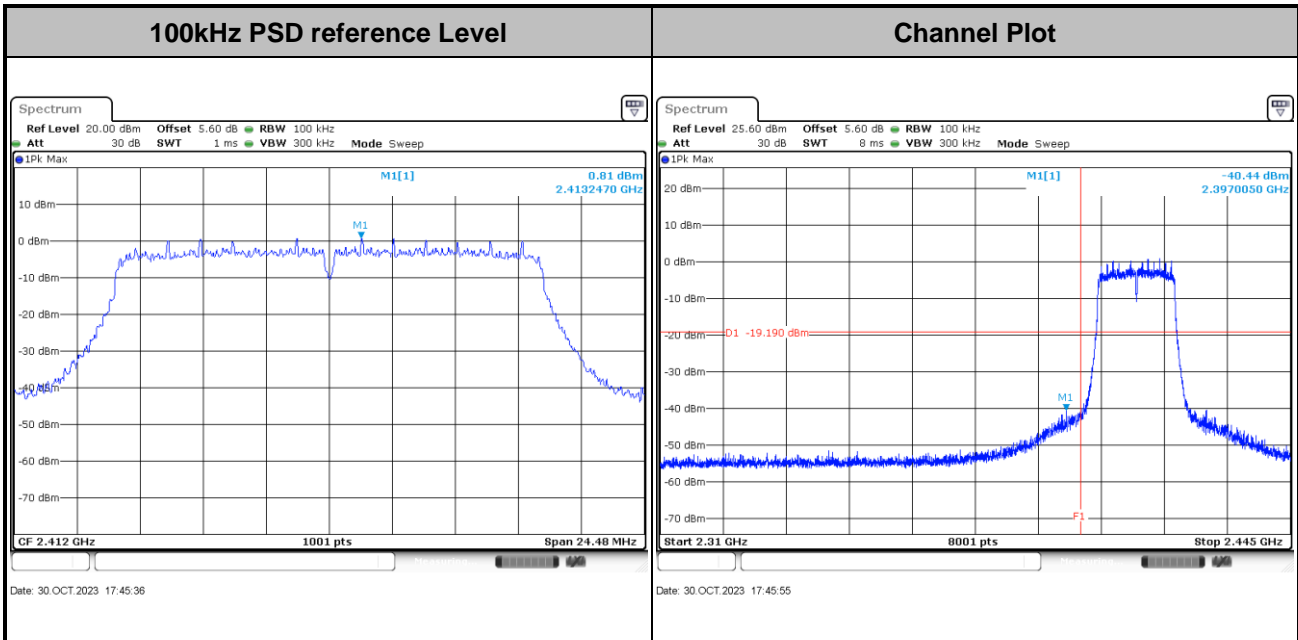


Test Mode :	802.11b	Test Channel :	11
-------------	---------	----------------	----



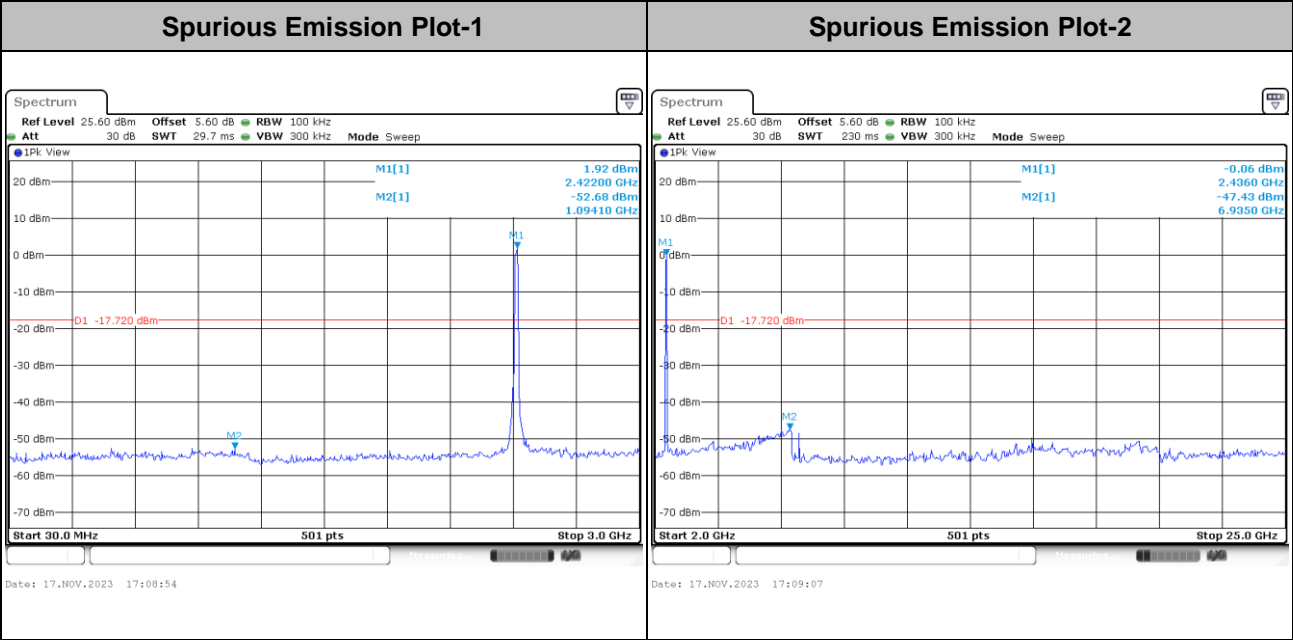
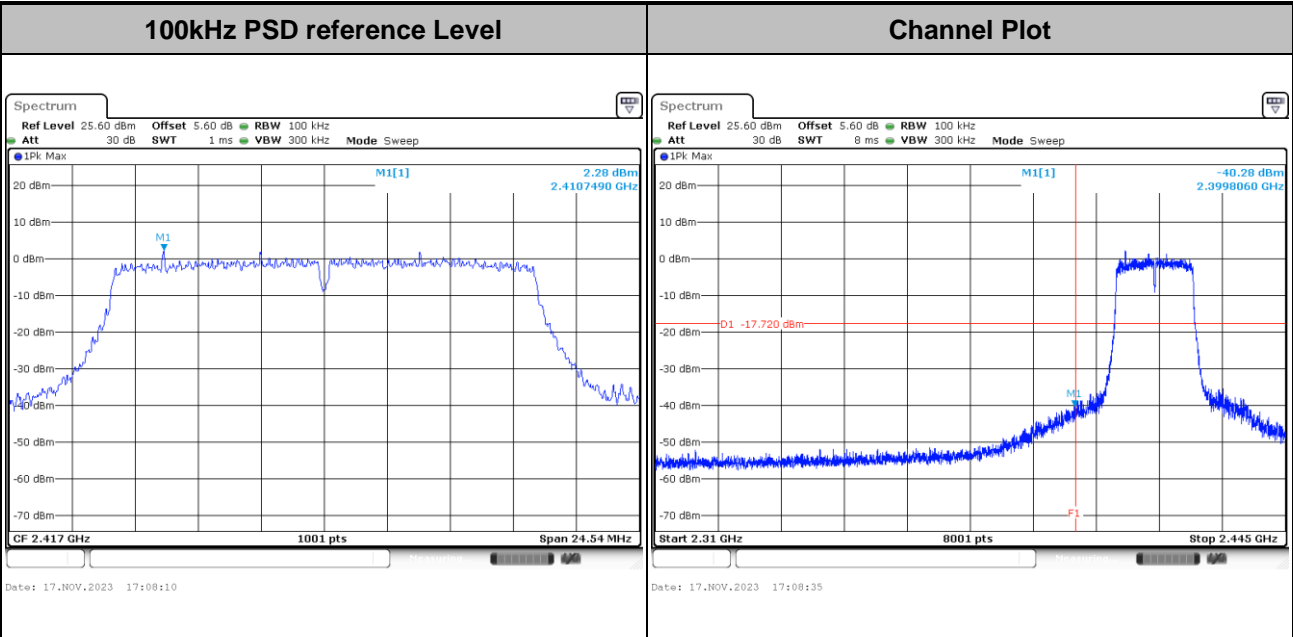


Test Mode :	802.11g	Test Channel :	01
-------------	---------	----------------	----



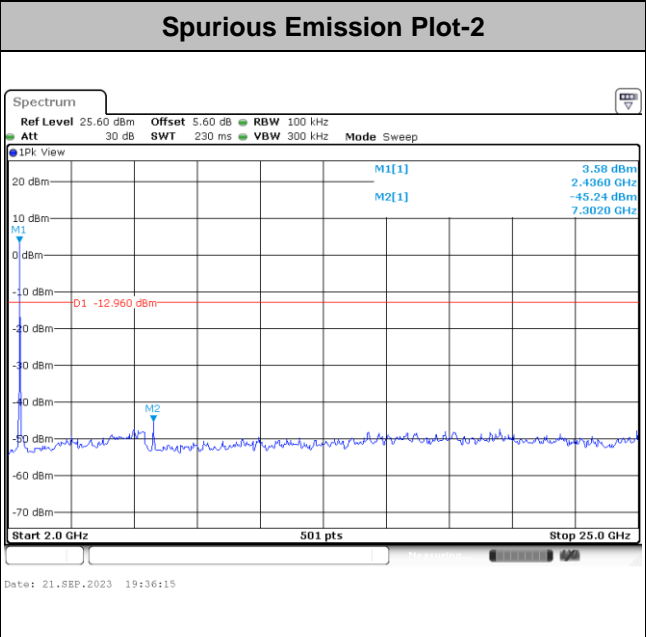
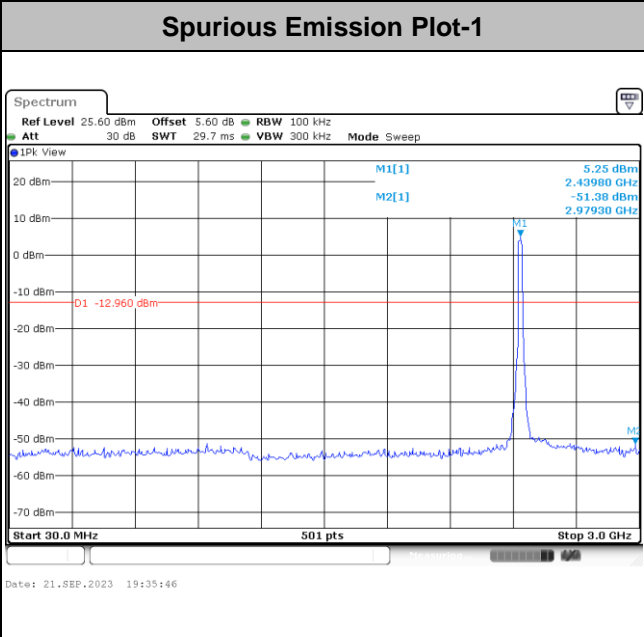
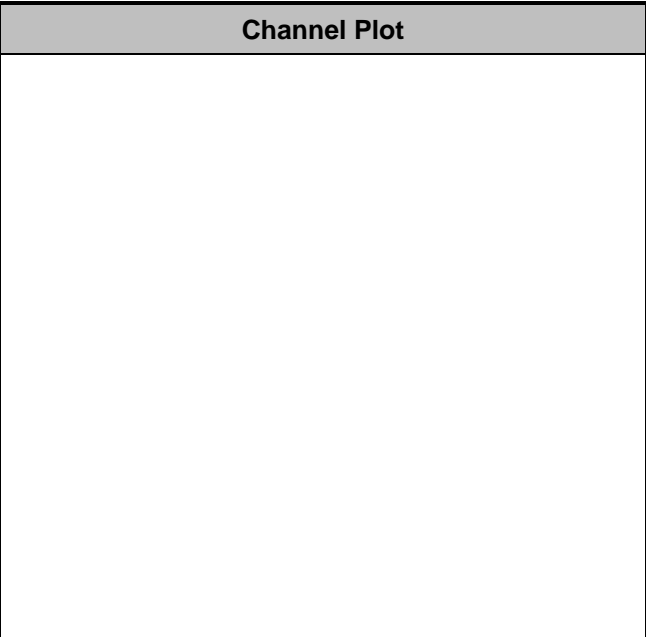
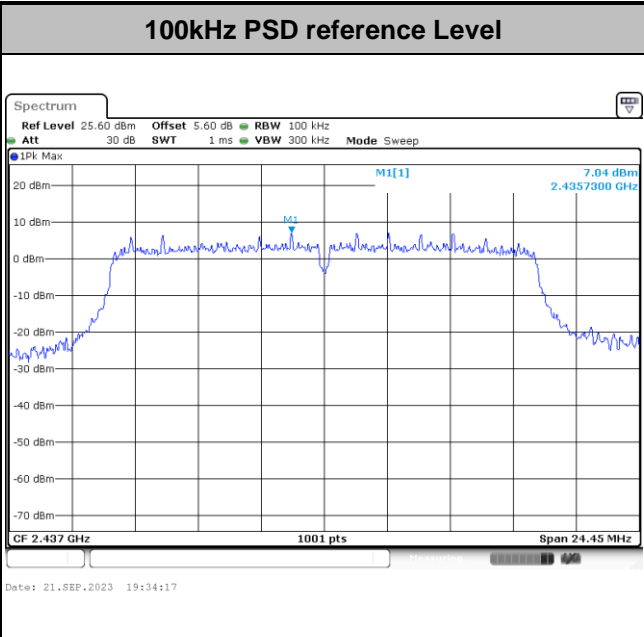


Test Mode : 802.11g Test Channel : 02



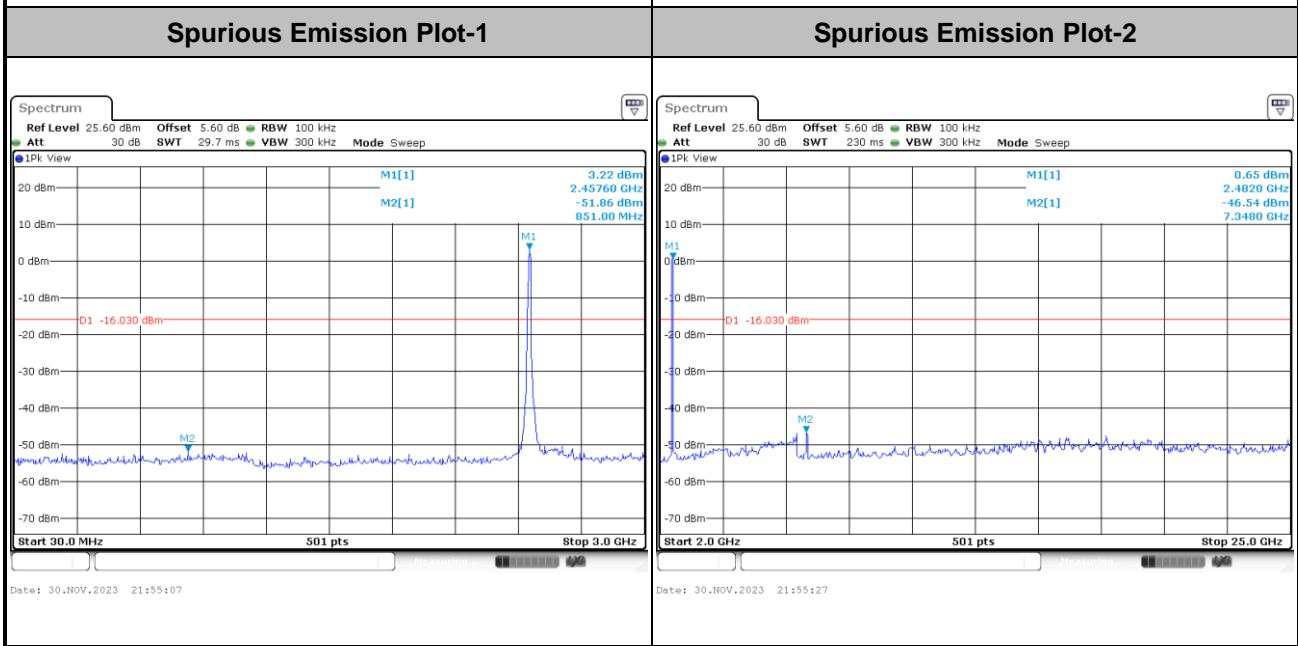
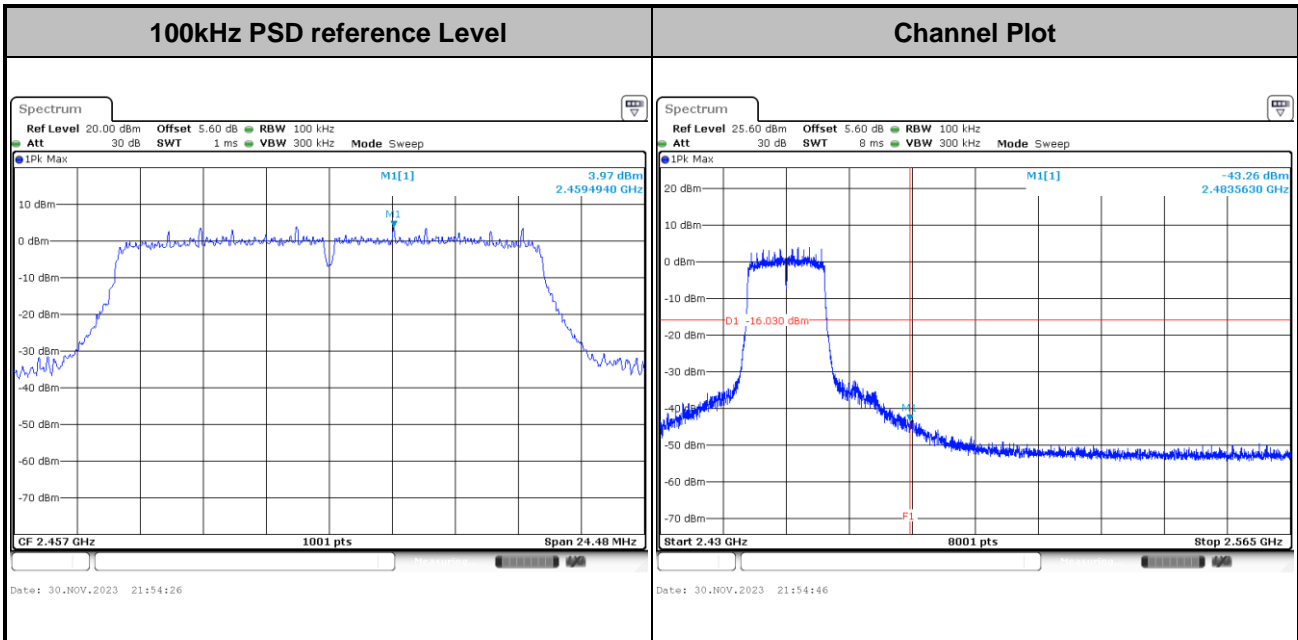


Test Mode :	802.11g	Test Channel :	06
-------------	---------	----------------	----



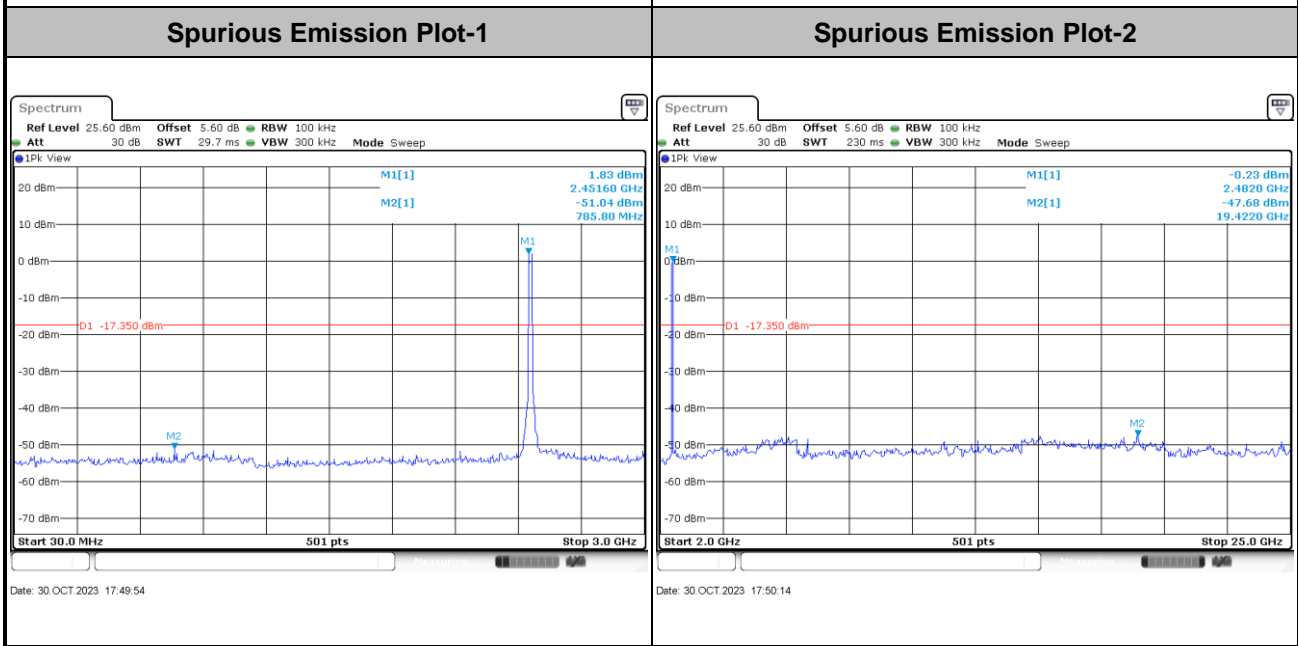
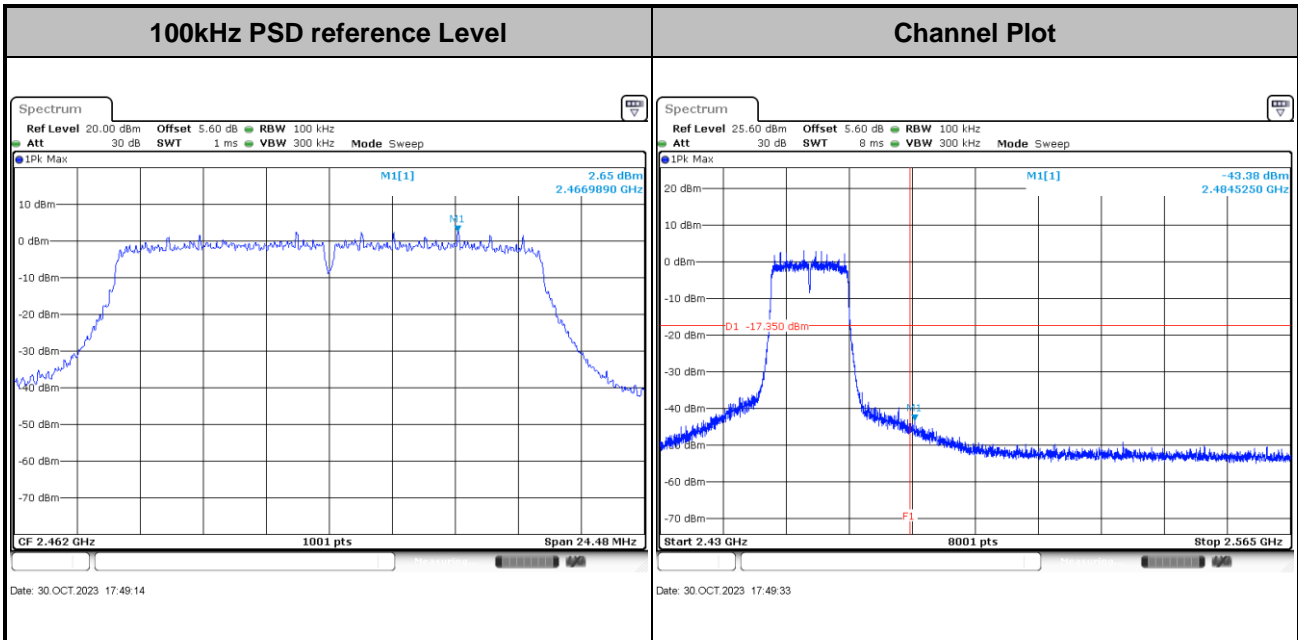


Test Mode :	802.11g	Test Channel :	10
-------------	---------	----------------	----



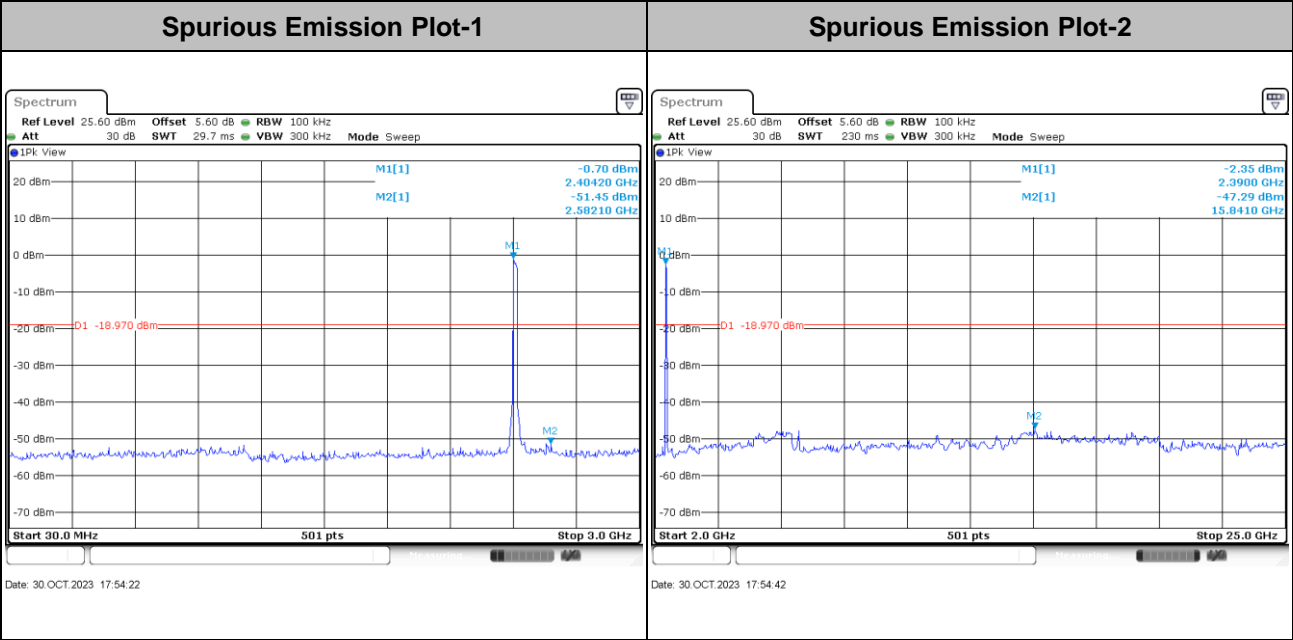
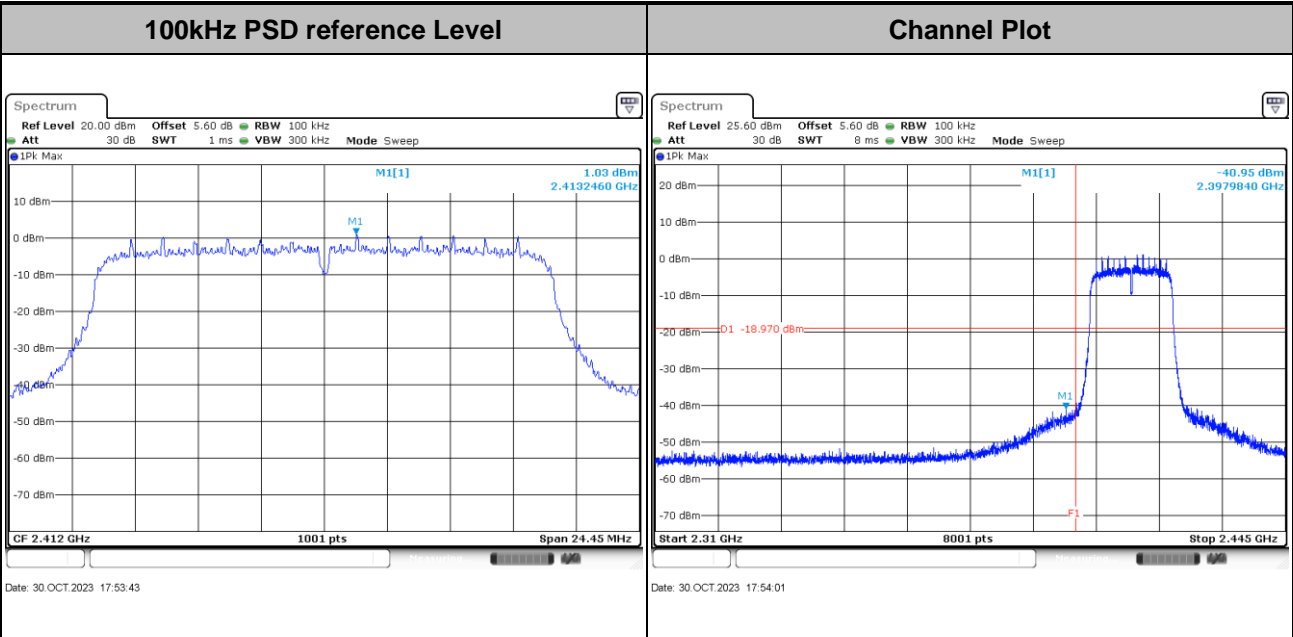


Test Mode :	802.11g	Test Channel :	11
-------------	---------	----------------	----





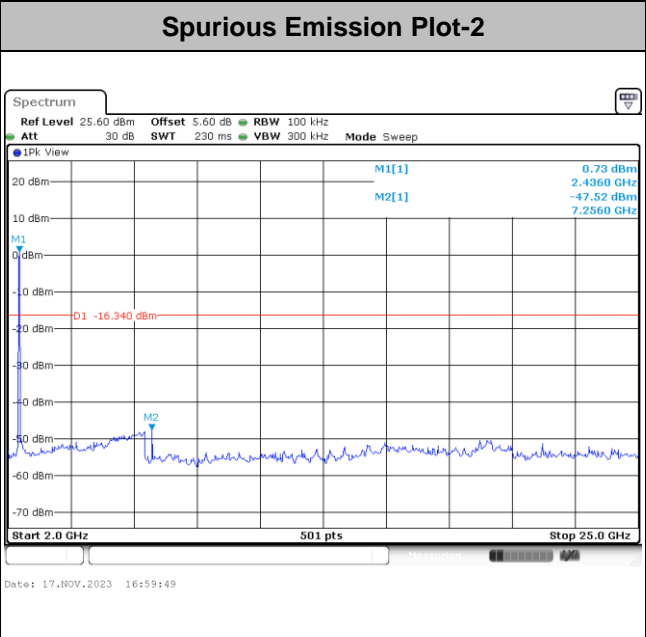
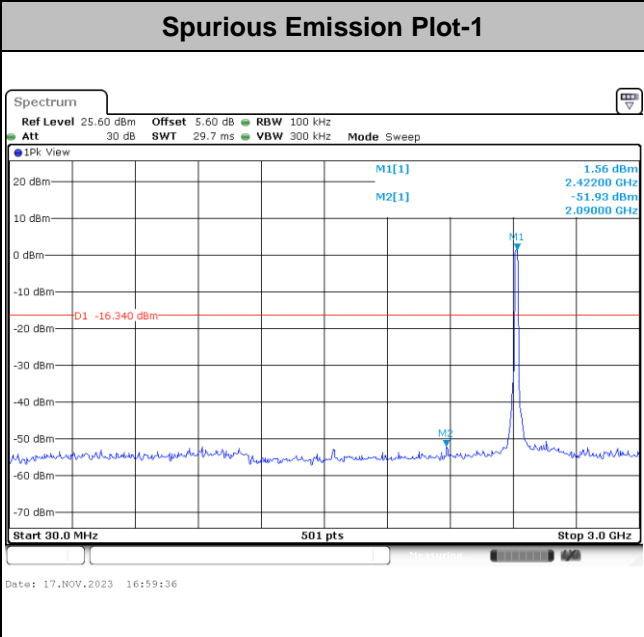
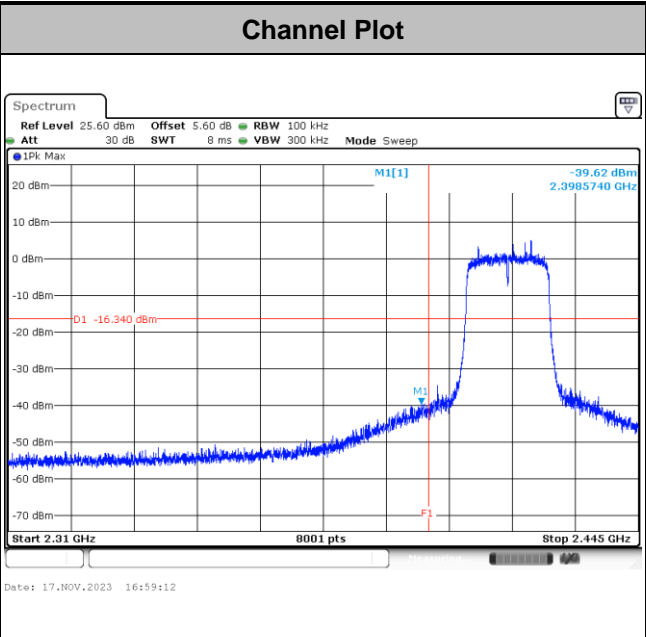
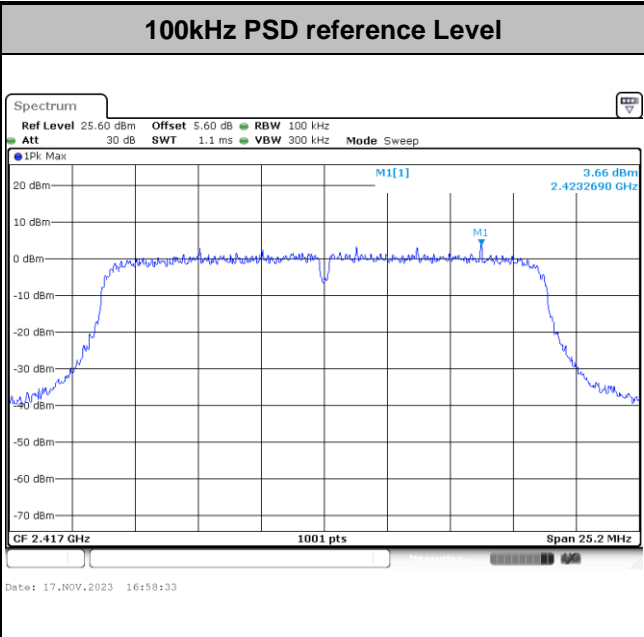
Test Mode : 802.11n HT20 Test Channel : 01





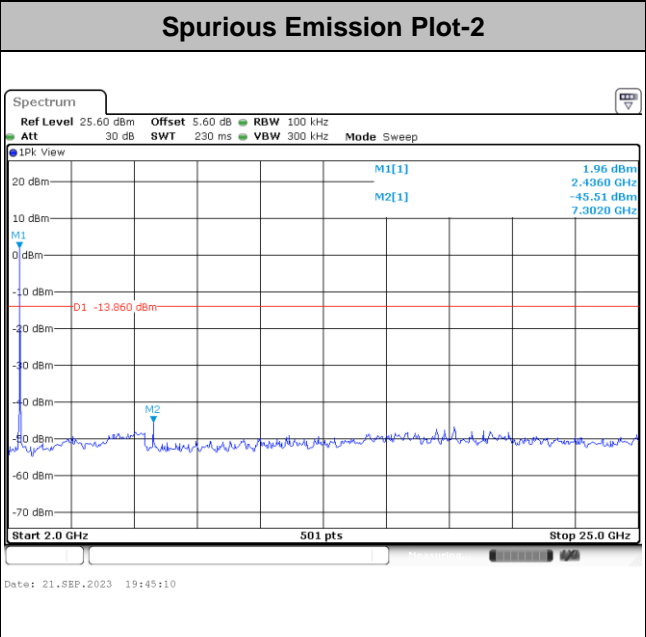
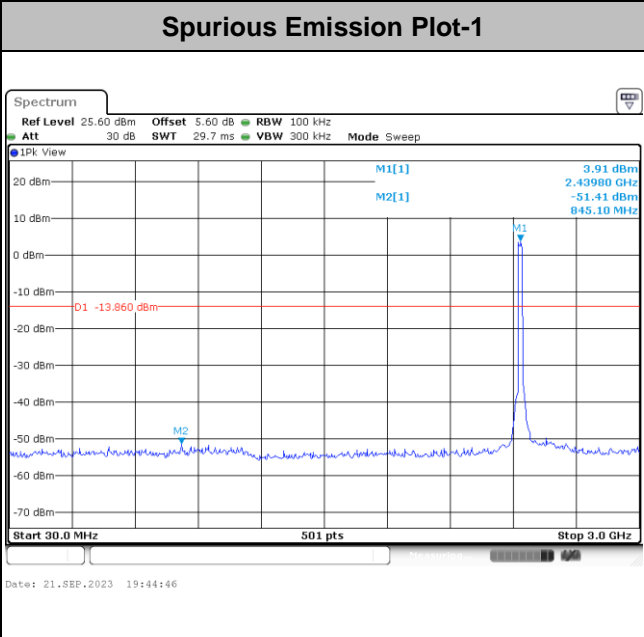
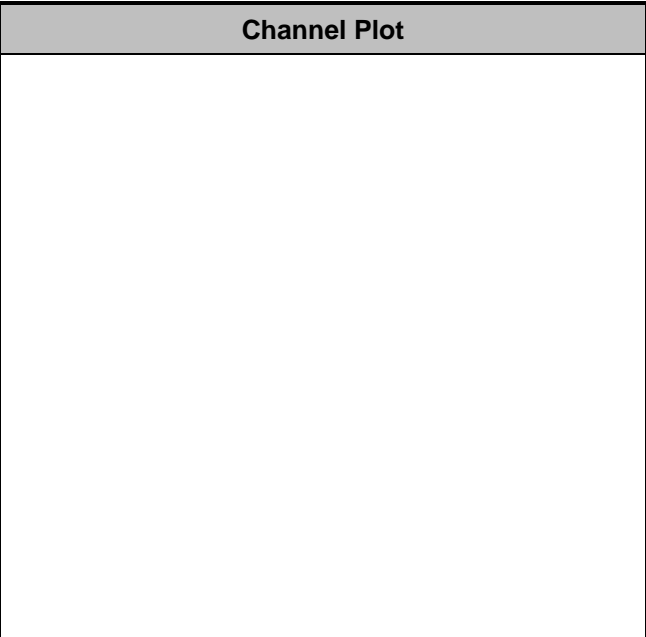
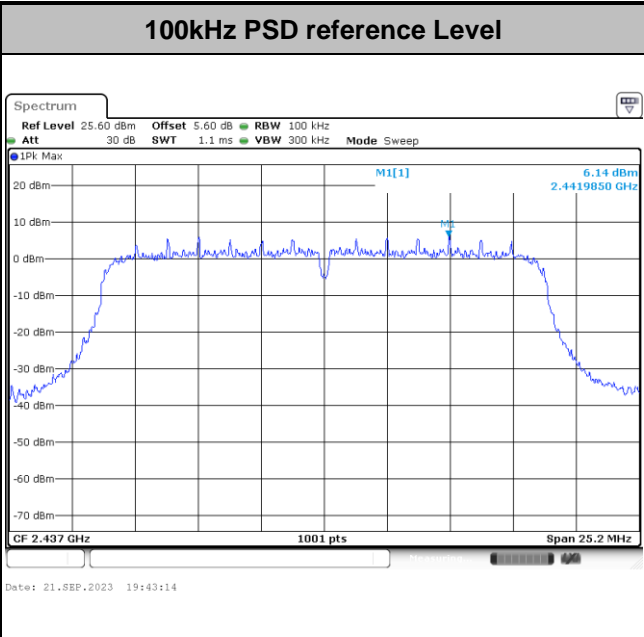


Test Mode : 802.11n HT20 Test Channel : 02



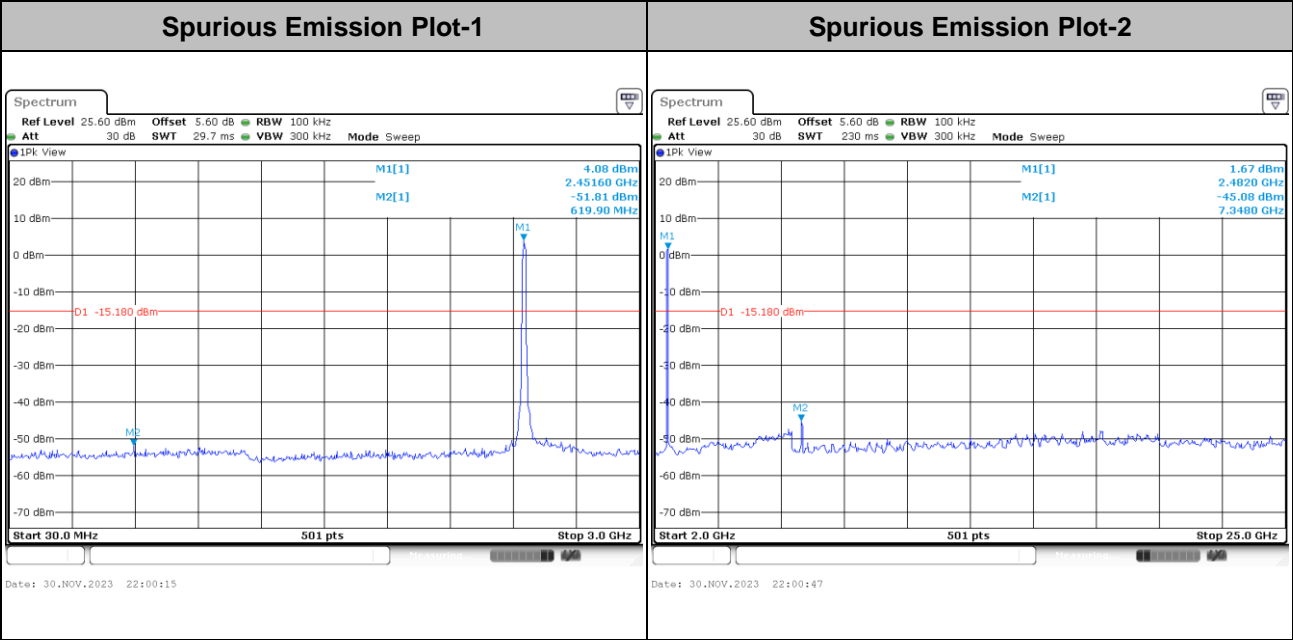
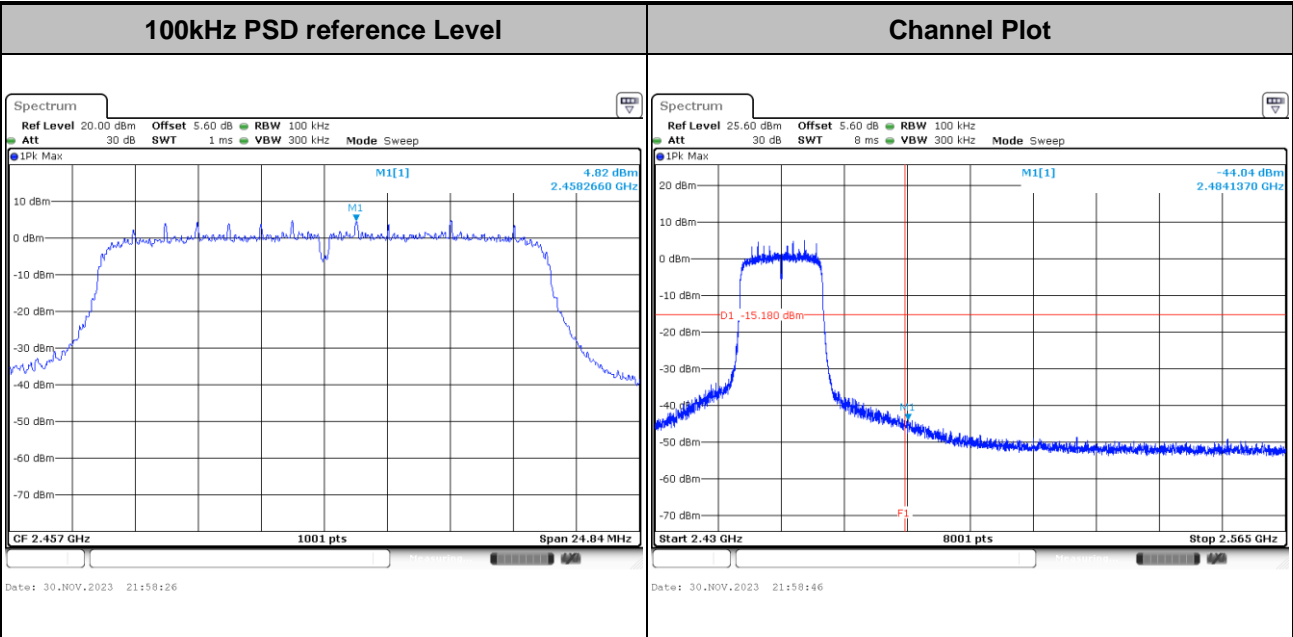


Test Mode :	802.11n HT20	Test Channel :	06
-------------	--------------	----------------	----



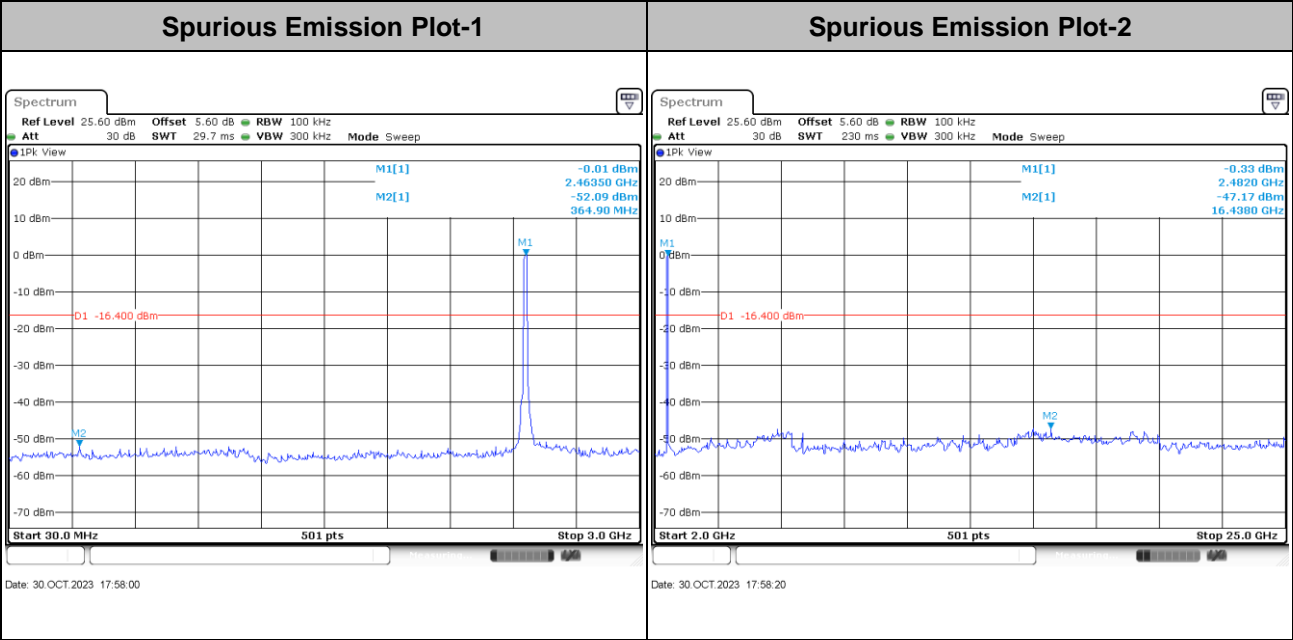
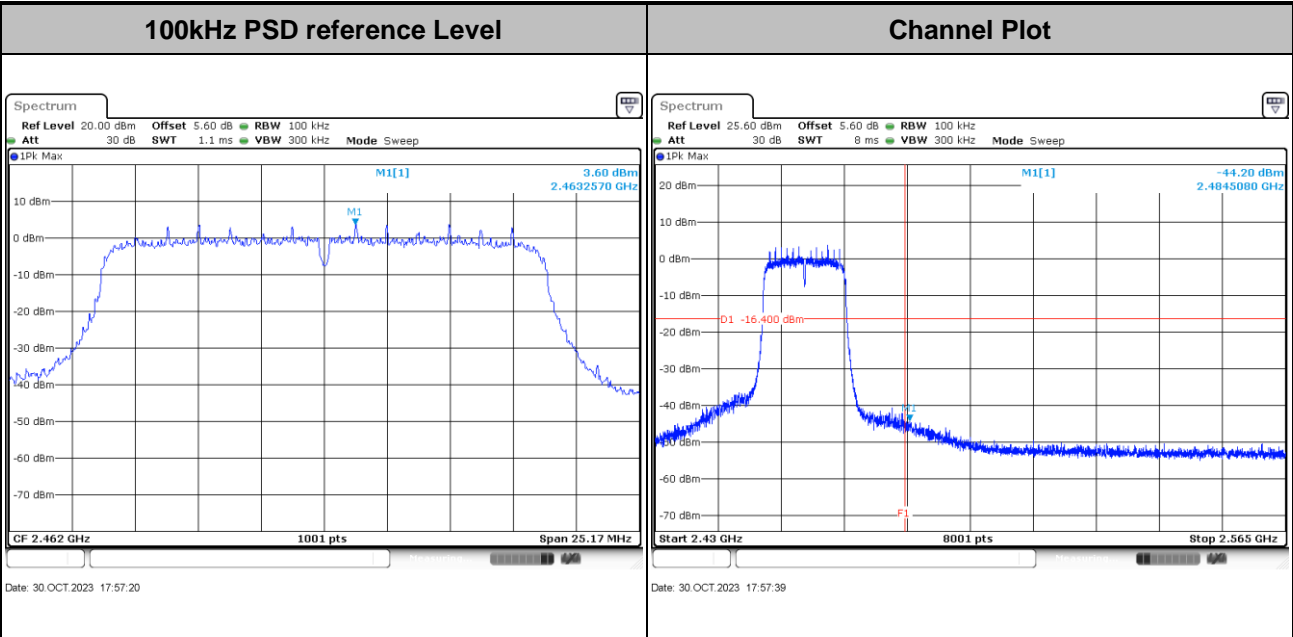


Test Mode :	802.11n HT20	Test Channel :	10
-------------	--------------	----------------	----



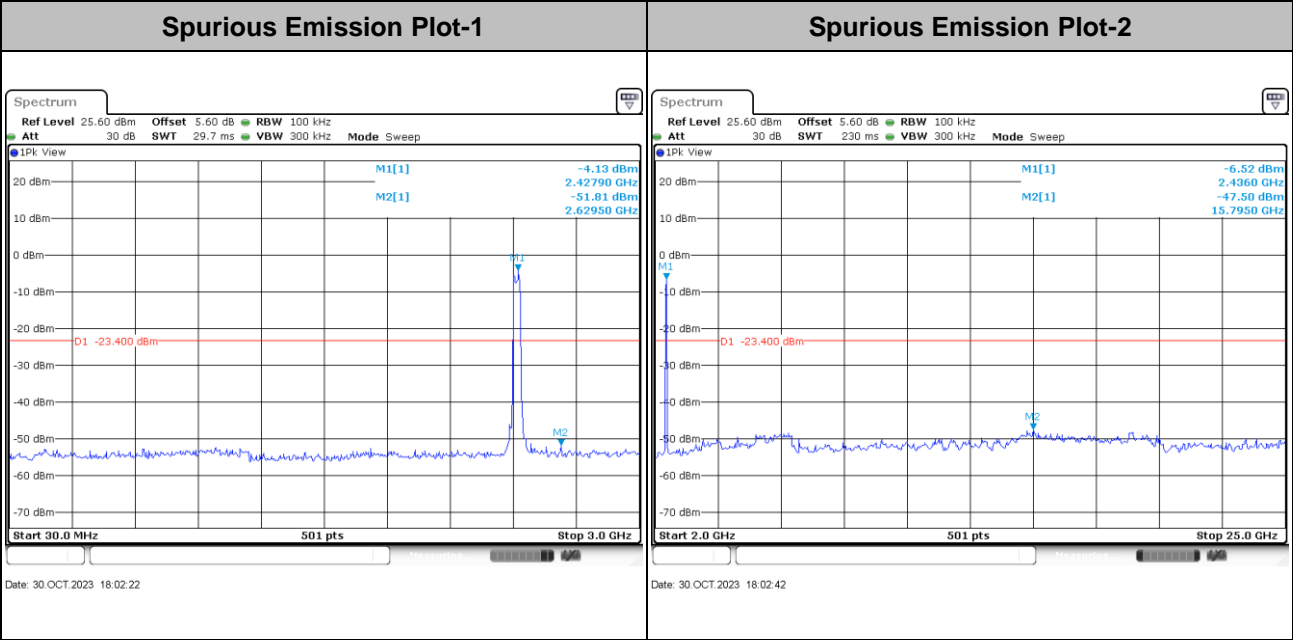
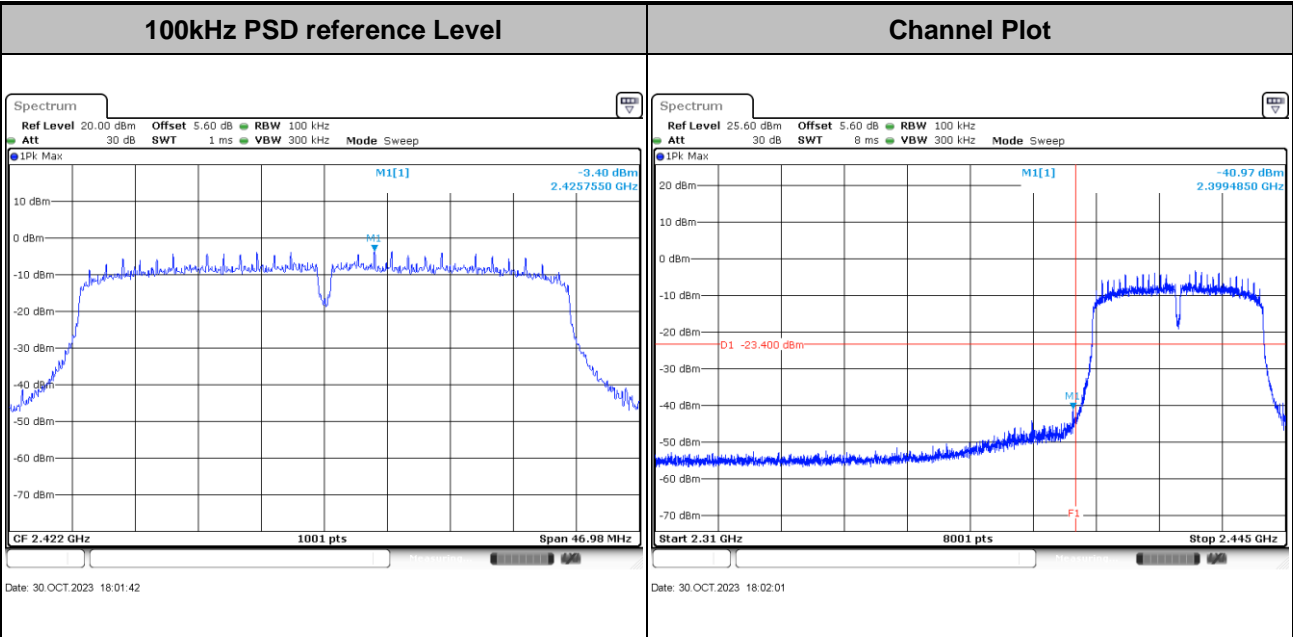


Test Mode :	802.11n HT20	Test Channel :	11
-------------	--------------	----------------	----



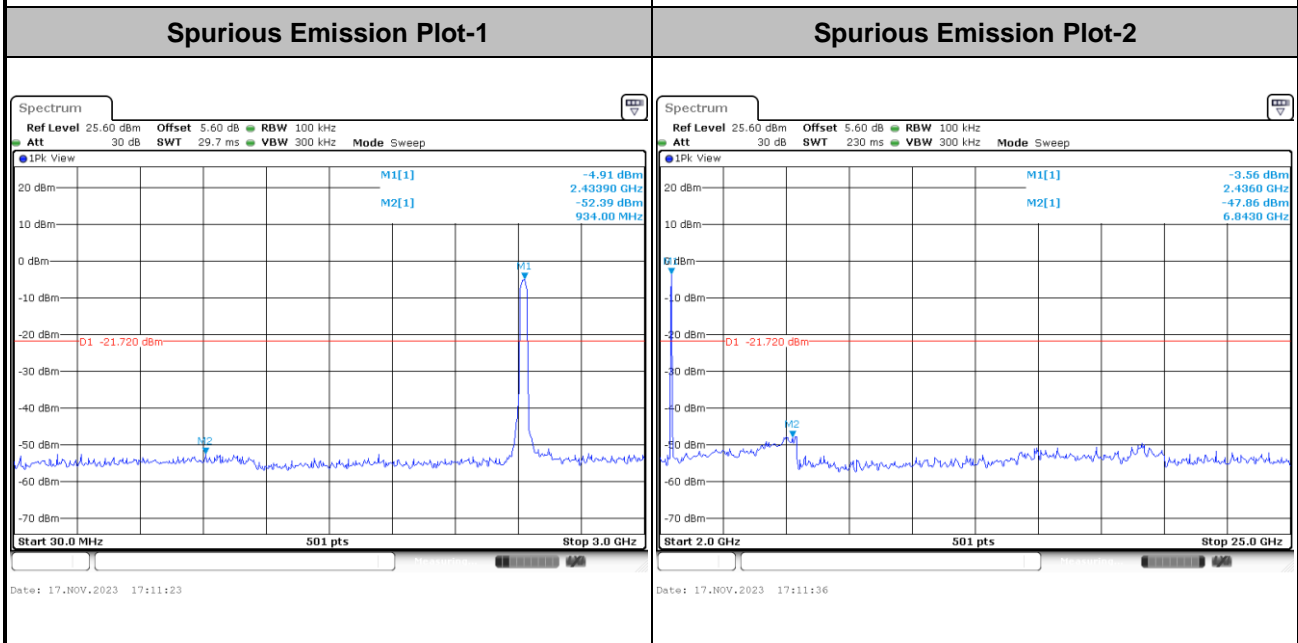
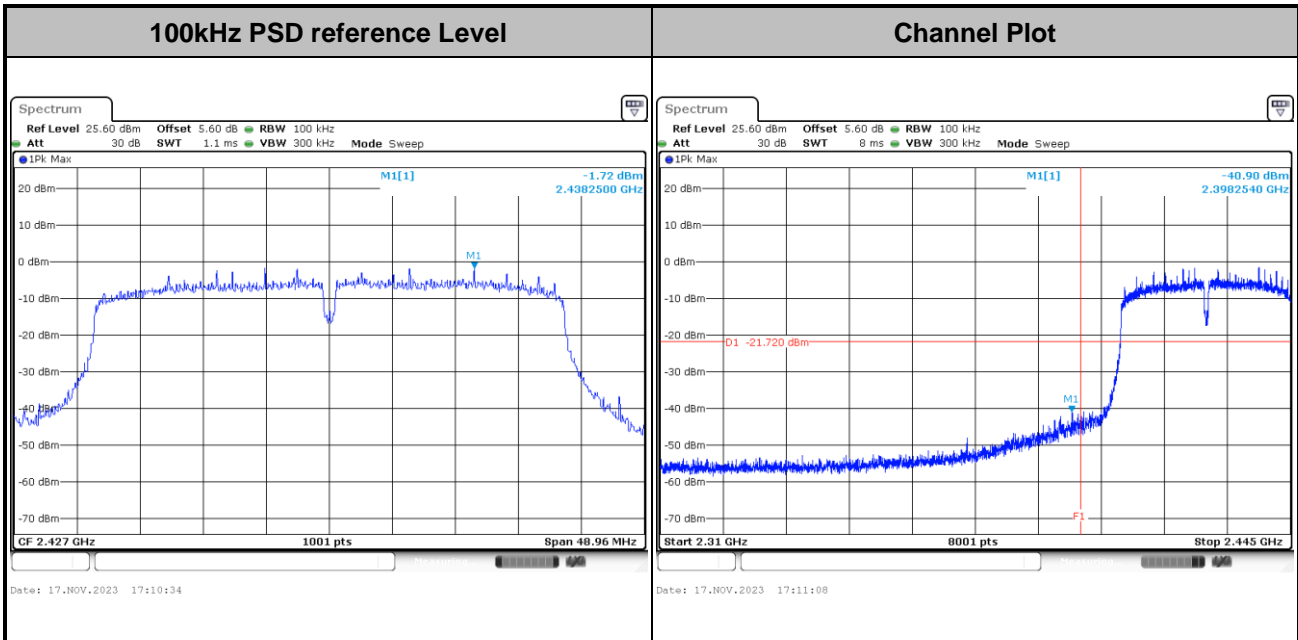


Test Mode : 802.11n HT40      Test Channel : 03



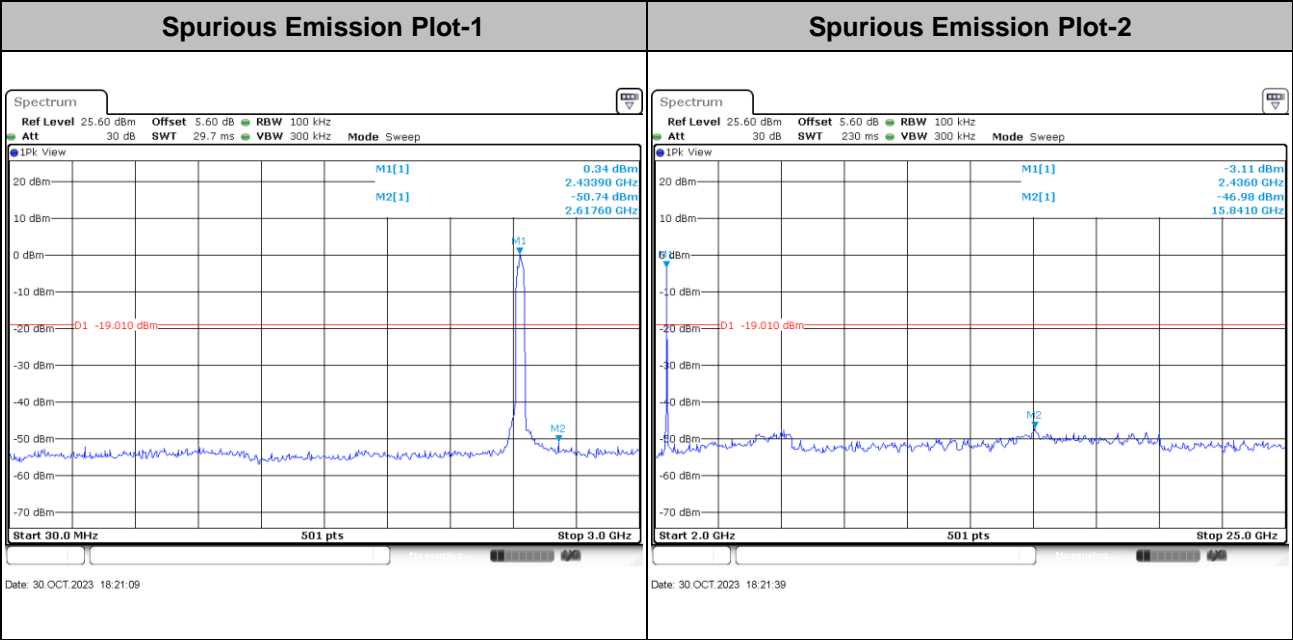
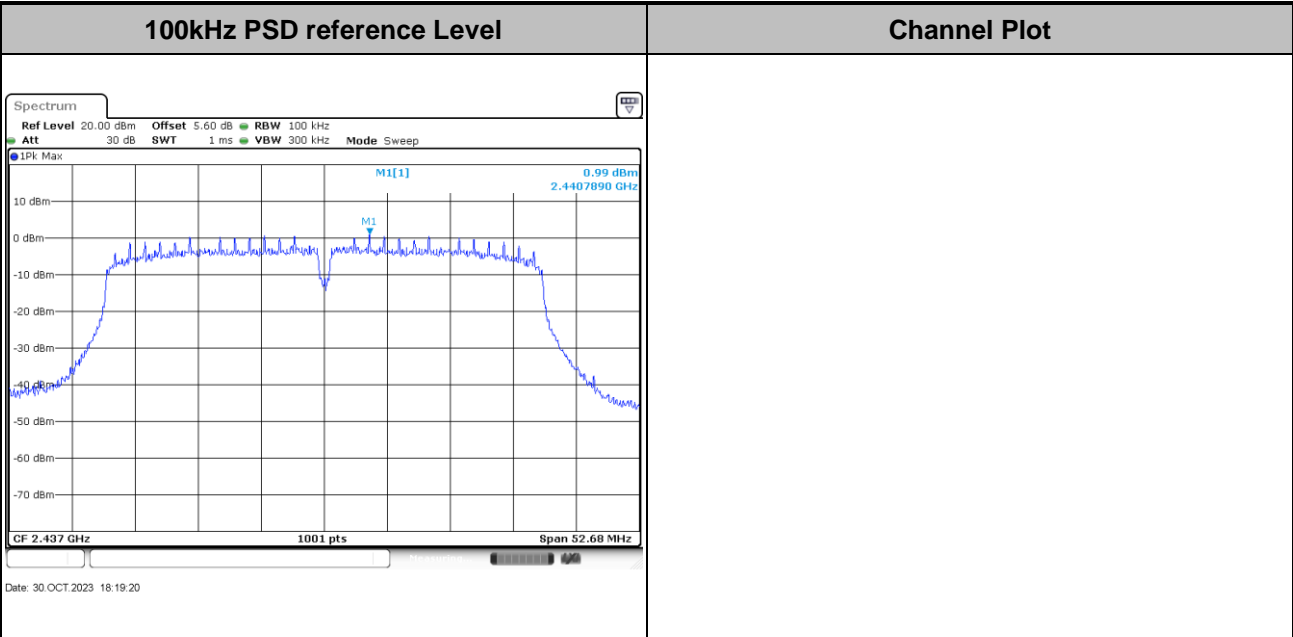


Test Mode :	802.11n HT40	Test Channel :	04
-------------	--------------	----------------	----



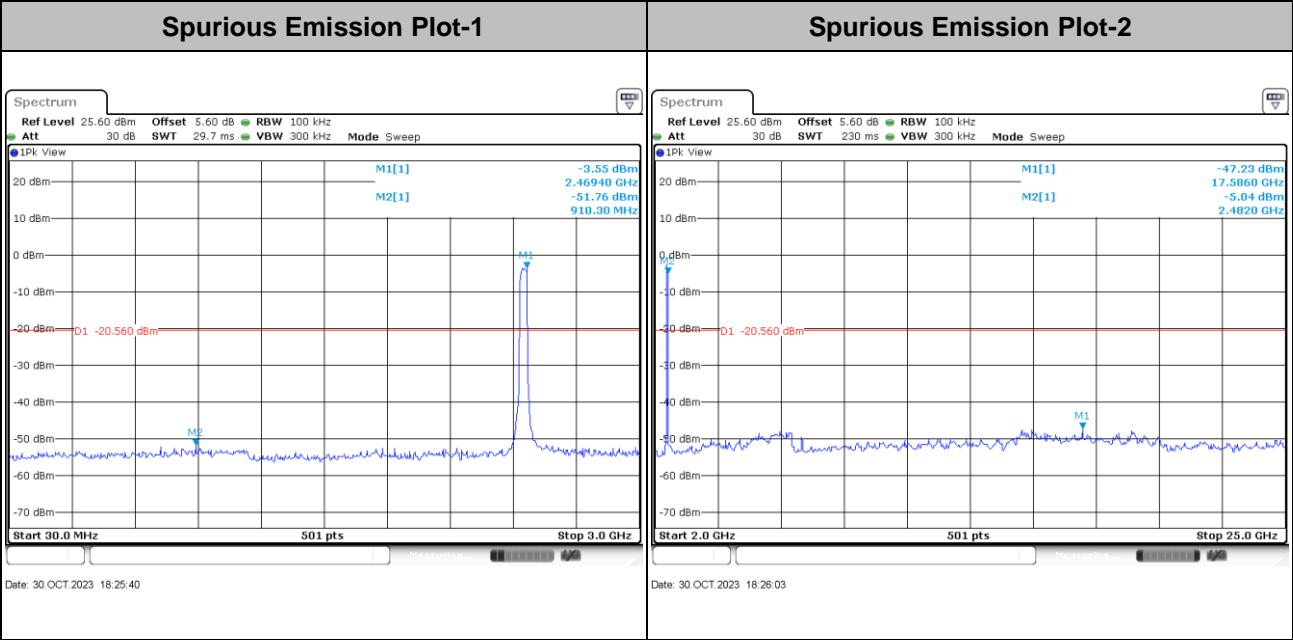
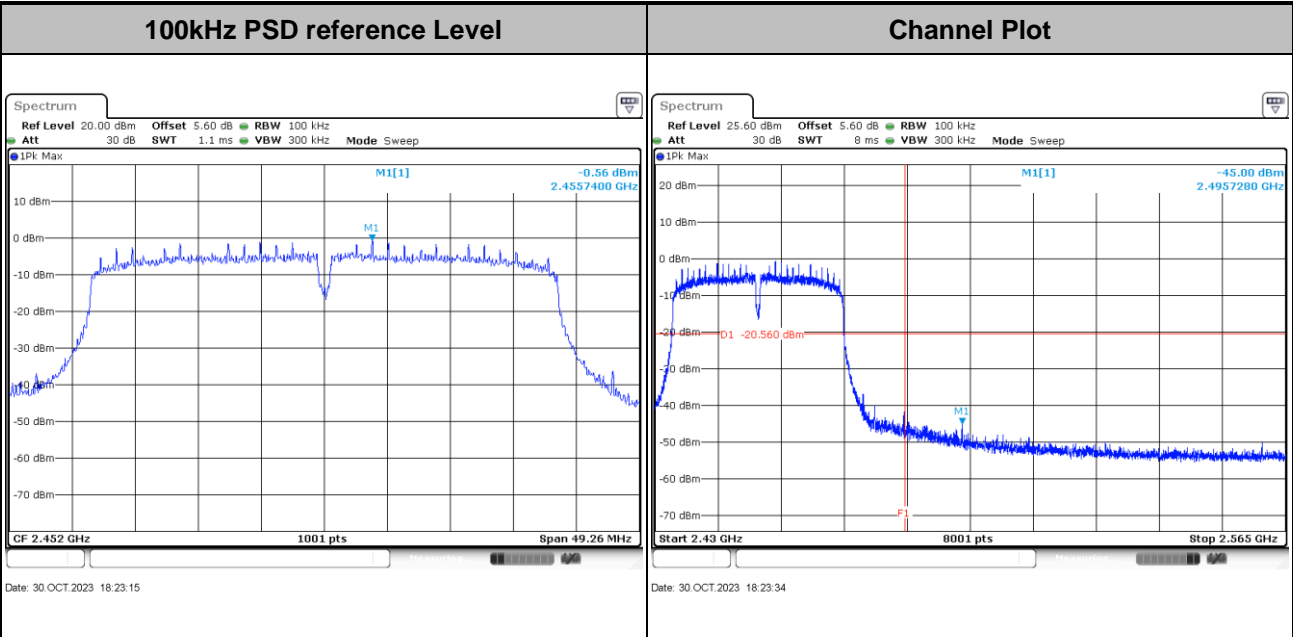


Test Mode :	802.11n HT40	Test Channel :	06
-------------	--------------	----------------	----





Test Mode :	802.11n HT40	Test Channel :	09
-------------	--------------	----------------	----







### 3.5 Radiated Band Edges and Spurious Emission Measurement

#### 3.5.1 Limit of Radiated band edge and Spurious Emission Measurement

In any 100 kHz bandwidth outside the intentional radiator frequency band, all harmonics/spurious must be at least 20 dB below the highest emission level within the authorized band. If the output power of this device was measured by spectrum analyzer, the attenuation under this paragraph shall be 30 dB instead of 20 dB. In addition, radiated emissions which fall in the restricted bands must also comply with the limits as below.

Frequency (MHz)	Field Strength (microvolts/meter)	Measurement Distance (meters)
0.009 – 0.490	2400/F(kHz)	300
0.490 – 1.705	24000/F(kHz)	30
1.705 – 30.0	30	30
30 – 88	100	3
88 – 216	150	3
216 - 960	200	3
Above 960	500	3

#### 3.5.2 Measuring Instruments

The measuring equipment is listed in the section 4 of this test report.

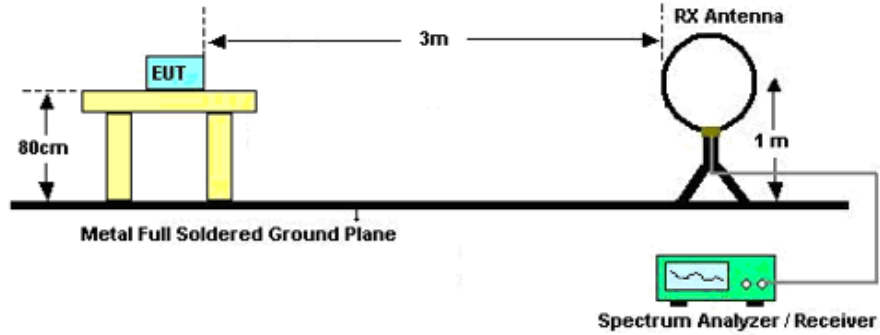


### 3.5.3 Test Procedures

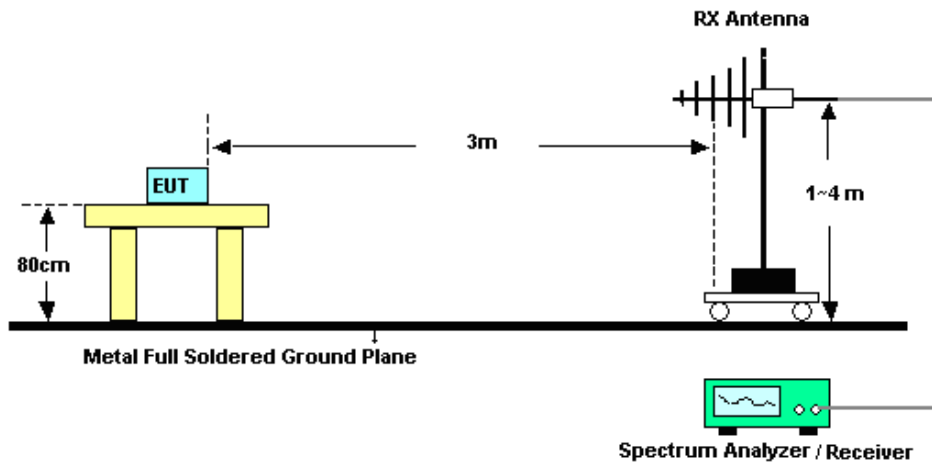
1. The testing follows ANSI C63.10-2013 clause 11.11 & 11.12
2. The EUT was arranged to its worst case and then tune the antenna tower (from 1 m to 4 m) and turntable (from 0 degree to 360 degrees) to find the maximum reading. A pre-amp and a high pass filter are used for the test in order to get better signal level.
3. The EUT was placed on a turntable with 0.8 meter for frequency below 1GHz and 1.5 meter for frequency above 1GHz respectively above ground.
4. The EUT was set 3 meters from the interference receiving antenna, which was mounted on the top of a variable height antenna tower.
5. Corrected Reading: Antenna Factor + Cable Loss + Read Level - Preamp Factor = Level
6. For testing below 1GHz, if the emission level of the EUT in peak mode was 3 dB lower than the limit specified, then peak values of EUT will be reported, otherwise, the emissions will be repeated one by one using the CISPR quasi-peak method and reported.
7. For testing above 1GHz, the emission level of the EUT in peak mode was 20dB lower than peak limit (that means the emission level in average mode also complies with the limit in average mode), then peak values of EUT will be reported, otherwise, the emissions will be measured in average mode again and reported.
8. Use the following spectrum analyzer settings:
  - (1) Span shall wide enough to fully capture the emission being measured;
  - (2) Set RBW=100 kHz for  $f < 1$  GHz; VBW  $\geq$  RBW; Sweep = auto; Detector function = peak; Trace = max hold;
  - (3) Set RBW = 1 MHz, VBW= 3MHz for  $f \geq 1$  GHz for peak measurement.  
For average measurement:
    - VBW = 10 Hz, when duty cycle is no less than 98 percent.
    - VBW  $\geq 1/T$ , when duty cycle is less than 98 percent where T is the minimum transmission duration over which the transmitter is on and is transmitting at its maximum power control level for the tested mode of operation.

### 3.5.4 Test Setup

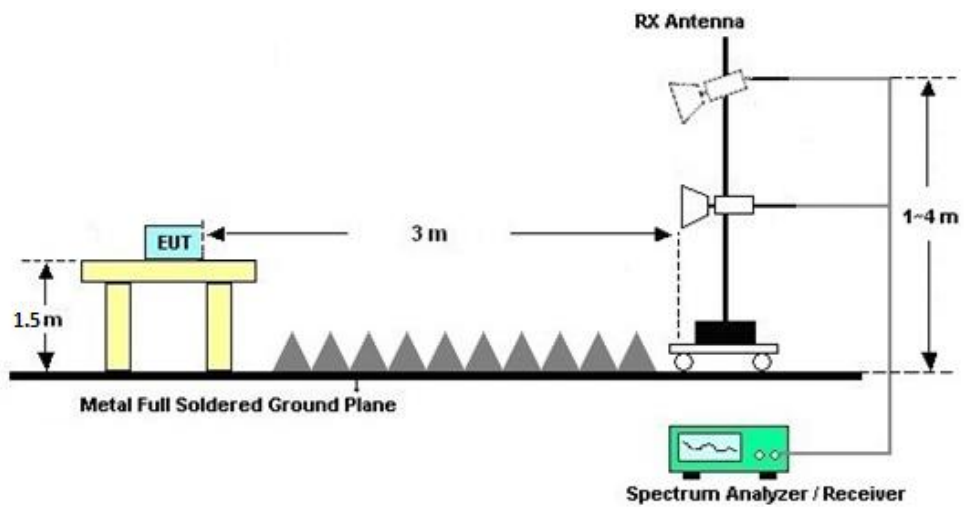
For radiated emissions below 30MHz



For radiated emissions from 30MHz to 1GHz



For radiated emissions above 1GHz





### **3.5.5 Test Results of Radiated Spurious Emissions (9kHz ~ 30MHz)**

The low frequency, which started from 9 kHz to 30MHz, was pre-scanned and the result which was 20dB lower than the limit line was not reported.

There is a comparison data of both open-field test site and semi-Anechoic chamber, and the result came out very similar.

### **3.5.6 Test Result of Radiated Spurious at Band Edges**

Please refer to Appendix C.

### **3.5.7 Duty Cycle**

Please refer to Appendix D.

### **3.5.8 Test Result of Radiated Spurious Emission (30MHz ~ 10th Harmonic or 40GHz, whichever is lower)**

Please refer to Appendix C.



### 3.6 AC Conducted Emission Measurement

#### 3.6.1 Limit of AC Conducted Emission

For equipment that is designed to be connected to the public utility (AC) power line, the radio frequency voltage that is conducted back onto the AC power line on any frequency or frequencies within the band 150 kHz to 30 MHz shall not exceed the limits in the following table.

Frequency of Emission (MHz)	Conducted Limit (dBµV)	
	Quasi-Peak	Average
0.15-0.5	66 to 56*	56 to 46*
0.5-5	56	46
5-30	60	50

\*Decreases with the logarithm of the frequency.

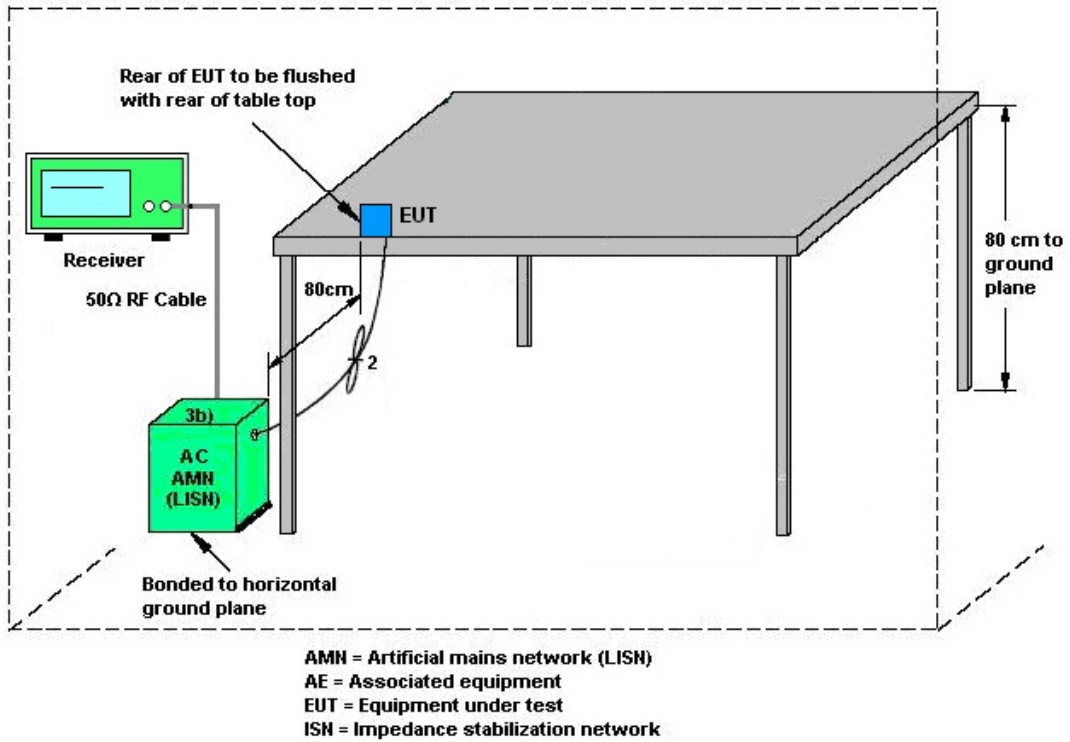
#### 3.6.2 Measuring Instruments

The measuring equipment is listed in the section 4 of this test report.

#### 3.6.3 Test Procedures

1. The EUT was placed 0.4 meter from the conducting wall of the shielding room, and it was kept at least 80 centimeters from any other grounded conducting surface.
2. Connect EUT to the power mains through a line impedance stabilization network (LISN).
3. All the support units are connecting to the other LISN.
4. The LISN provides 50 ohm coupling impedance for the measuring instrument.
5. The FCC states that a 50 ohm, 50 microhenry LISN should be used.
6. Both sides of AC line were checked for maximum conducted interference.
7. The frequency range from 150 kHz to 30 MHz was searched.
8. Set the test-receiver system to Peak Detect Function and specified bandwidth (IF bandwidth = 9kHz) with Maximum Hold Mode.

### 3.6.4 Test Setup



### 3.6.5 Test Result of AC Conducted Emission

Please refer to Appendix B.



## **3.7 Antenna Requirements**

### **3.7.1 Standard Applicable**

If directional gain of transmitting Antennas is greater than 6dBi, the power shall be reduced by the same level in dB comparing to gain minus 6dBi. The use of a permanently attached Antenna or of an Antenna that uses a unique coupling to the intentional radiator shall be considered sufficient to comply with the rule.

### **3.7.2 Antenna Anti-Replacement Construction**

Non-standard antenna connector is used.

### **3.7.3 Antenna Gain**

The antenna peak gain of EUT is less than 6 dBi. Therefore, it is not necessary to reduce maximum peak output power limit.



## 4 List of Measuring Equipment

Instrument	Manufacturer	Model No.	Serial No.	Characteristics	Calibration Date	Test Date	Due Date	Remark
EMI Test Receiver	Keysight	N9038A	MY56400004	3Hz~8.5GHz;Max 30dBm	Oct. 10, 2023	Nov. 08, 2023~Nov. 28, 2023	Oct. 09, 2024	Radiation (03CH05-KS)
EXA Spectrum Analyzer	Keysight	N9010A	MY55150244	10Hz-44G,MAX 30dB	Mar. 24, 2023	Nov. 08, 2023~Nov. 28, 2023	Mar. 23, 2024	Radiation (03CH05-KS)
Loop Antenna	R&S	HFH2-Z2	100321	9kHz~30MHz	Oct. 10, 2023	Nov. 08, 2023~Nov. 28, 2023	Oct. 09, 2024	Radiation (03CH05-KS)
Bilog Antenna	TeseQ	CBL6111D	49922	30MHz-1GHz	Apr. 09, 2023	Nov. 08, 2023~Nov. 28, 2023	Apr. 08, 2024	Radiation (03CH05-KS)
Double Ridge Horn Antenna	ETS-Lindgren	3117	00218642	1GHz~18GHz	Apr. 06, 2023	Nov. 08, 2023~Nov. 28, 2023	Apr. 05, 2024	Radiation (03CH05-KS)
SHF-EHF Horn	Com-power	AH-840	101093	18GHz~40GHz	Jan. 08, 2023	Nov. 08, 2023~Nov. 28, 2023	Jan. 07, 2024	Radiation (03CH05-KS)
Amplifier	SONOMA	310N	380826	9kHz-1GHz	Jul. 06, 2023	Nov. 08, 2023~Nov. 28, 2023	Jul. 05, 2024	Radiation (03CH05-KS)
Amplifier	EM	EM18G40GA	060852	18~40GHz	Jan. 05, 2023	Nov. 08, 2023~Nov. 28, 2023	Jan. 04, 2024	Radiation (03CH05-KS)
high gain Amplifier	EM	EM01G18GA	060839	1Ghz-18Ghz	Oct. 10, 2023	Nov. 08, 2023~Nov. 28, 2023	Oct. 09, 2024	Radiation (03CH05-KS)
Amplifier	EM	EM01G18GA	060833	1Ghz-18Ghz	Jan. 05, 2023	Nov. 08, 2023~Nov. 28, 2023	Jan. 04, 2024	Radiation (03CH05-KS)
AC Power Source	Chroma	61601	F104090004	N/A	NCR	Nov. 08, 2023~Nov. 28, 2023	NCR	Radiation (03CH05-KS)
Turn Table	ChamPro	EM 1000-T	060762-T	0~360 degree	NCR	Nov. 08, 2023~Nov. 28, 2023	NCR	Radiation (03CH05-KS)
Antenna Mast	ChamPro	EM 1000-A	060762-A	1 m~4 m	NCR	Nov. 08, 2023~Nov. 28, 2023	NCR	Radiation (03CH05-KS)
Spectrum Analyzer	R&S	FSV40	101040	10Hz~40GHz	Oct. 12, 2022	Sep. 21, 2023~Nov. 30, 2023	Oct. 11, 2023	Conducted (TH01-KS)
Spectrum Analyzer	R&S	FSV40	101040	10Hz~40GHz	Oct. 11, 2023		Oct. 10, 2024	Conducted (TH01-KS)
Pulse Power Sensor	Anritsu	MA2411B	0917070	300MHz~40GHz	Jan. 05, 2023	Sep. 21, 2023~Nov. 30, 2023	Jan. 04, 2024	Conducted (TH01-KS)
Power Meter	Anritsu	ML2495A	1005002	50MHz Bandwidth	Jan. 05, 2023	Sep. 21, 2023~Nov. 30, 2023	Jan. 04, 2024	Conducted (TH01-KS)
EMI Receiver	R&S	ESC17	100768	9kHz~7GHz;	May 16, 2023	Nov. 16, 2023	May 15, 2024	Conduction (CO01-KS)
AC LISN (for auxiliary equipment)	MessTec	AN3016	060103	9kHz~30MHz	Oct. 11, 2023	Nov. 16, 2023	Oct. 10, 2024	Conduction (CO01-KS)
AC LISN	MessTec	AN3016	060105	9kHz~30MHz	May 16, 2023	Nov. 16, 2023	May 15, 2024	Conduction (CO01-KS)
AC Power Source	Chroma	61602	ABP000000811	AC 0V~300V, 45Hz~1000Hz	Oct. 11, 2023	Nov. 16, 2023	Oct. 10, 2024	Conduction (CO01-KS)

NCR: No Calibration Required





## 5 Measurement Uncertainty

The measurement uncertainties shown below were calculated in accordance with the requirements of ANSI 63.10-2013. All the measurement uncertainty value were shown with a coverage K=2 to indicate 95% level of confidence. The measurement data show herein meets or exceeds the CISPR measurement uncertainty values specified in CISPR 16-4-2 and can be compared directly to specified limit to determine compliance.

### Uncertainty of Conducted Measurement

Conducted Spurious Emission & Bandedge	±2.26 dB
Occupied Channel Bandwidth	±0.1%
Conducted Power	±0.46 dB
Conducted Power Spectral Density	±0.88 dB
Frequency	±0.4 ppm

### Uncertainty of AC Conducted Emission Measurement (0.15 MHz ~ 30 MHz)

Measuring Uncertainty for a Level of Confidence of 95% (U = 2Uc(y))	2.94 dB
---	---------

### Uncertainty of Radiated Emission Measurement (9 KHz ~ 30 MHz)

Measuring Uncertainty for a Level of Confidence of 95% (U = 2Uc(y))	3.3 dB
---	--------

### Uncertainty of Radiated Emission Measurement (30 MHz ~ 1000 MHz)

Measuring Uncertainty for a Level of Confidence of 95% (U = 2Uc(y))	6.28 dB
---	---------

### Uncertainty of Radiated Emission Measurement (1 GHz ~ 18 GHz)

Measuring Uncertainty for a Level of Confidence of 95% (U = 2Uc(y))	4.88 dB
---	---------

### Uncertainty of Radiated Emission Measurement (18 GHz ~ 40 GHz)

Measuring Uncertainty for a Level of Confidence of 95% (U = 2Uc(y))	5.26 dB
---	---------

----- THE END -----



## Appendix A. Conducted Test Results

## A1. Conducted Test Results

Test Engineer:	Jacob Zhang	Temperature:	21~25	°C
Test Date:	2023/9/21~2023/11/30	Relative Humidity:	51~54	%

**TEST RESULTS DATA**  
**6dB and 99% Occupied Bandwidth**

2.4GHz Band Single Antenna								
Mod.	Data Rate	NTX	CH.	Freq. (MHz)	99% Occupied BW (MHz)	6dB BW (MHz)	6dB BW Limit (MHz)	Pass/Fail
					Ant1	Ant1		
11b	1Mbps	1	1	2412	12.84	9.02	0.50	Pass
11b	1Mbps	1	6	2437	12.84	9.54	0.50	Pass
11b	1Mbps	1	11	2462	12.84	8.62	0.50	Pass
11g	6Mbps	1	1	2412	16.88	16.32	0.50	Pass
11g	6Mbps	1	2	2417	16.73	16.36	0.50	Pass
11g	6Mbps	1	6	2437	17.03	16.80	0.50	Pass
11g	6Mbps	1	10	2457	16.43	16.32	0.50	Pass
11g	6Mbps	1	11	2462	17.03	16.32	0.50	Pass
HT20	MCS0	1	1	2412	17.48	16.30	0.50	Pass
HT20	MCS0	1	2	2417	17.43	16.80	0.50	Pass
HT20	MCS0	1	6	2437	17.48	16.00	0.50	Pass
HT20	MCS0	1	10	2457	17.28	16.56	0.50	Pass
HT20	MCS0	1	11	2462	17.48	16.78	0.50	Pass
HT40	MCS0	1	3	2422	35.76	31.32	0.50	Pass
HT40	MCS0	1	4	2427	35.76	32.64	0.50	Pass
HT40	MCS0	1	6	2437	35.76	35.12	0.50	Pass
HT40	MCS0	1	9	2452	35.66	32.84	0.50	Pass

**TEST RESULTS DATA**  
**Peak Output Power**

2.4GHz Band Single Antenna										
Mod.	Data Rate	NTX	CH.	Freq. (MHz)	Peak Conducted Power (dBm)	Conducted Power Limit (dBm)	DG (dBi)	EIRP Power (dBm)	EIRP Power Limit (dBm)	Pass /Fail
					Ant1	Ant1	Ant1	Ant1	Ant1	
11b	1Mbps	1	1	2412	18.32	30.00	3.26	21.58	36.00	Pass
11b	1Mbps	1	6	2437	19.27	30.00	3.26	22.53	36.00	Pass
11b	1Mbps	1	11	2462	17.35	30.00	3.26	20.61	36.00	Pass
11g	6Mbps	1	1	2412	21.41	30.00	3.26	24.67	36.00	Pass
11g	6Mbps	1	2	2417	23.92	30.00	3.26	27.18	36.00	Pass
11g	6Mbps	1	6	2437	24.73	30.00	3.26	27.99	36.00	Pass
11g	6Mbps	1	10	2457	24.29	30.00	3.26	27.55	36.00	Pass
11g	6Mbps	1	11	2462	23.03	30.00	3.26	26.29	36.00	Pass
HT20	MCS0	1	1	2412	19.33	30.00	3.26	22.59	36.00	Pass
HT20	MCS0	1	2	2417	23.49	30.00	3.26	26.75	36.00	Pass
HT20	MCS0	1	6	2437	23.83	30.00	3.26	27.09	36.00	Pass
HT20	MCS0	1	10	2457	22.81	30.00	3.26	26.07	36.00	Pass
HT20	MCS0	1	11	2462	21.72	30.00	3.26	24.98	36.00	Pass
HT40	MCS0	1	3	2422	17.29	30.00	3.26	20.55	36.00	Pass
HT40	MCS0	1	4	2427	20.29	30.00	3.26	23.55	36.00	Pass
HT40	MCS0	1	6	2437	21.54	30.00	3.26	24.80	36.00	Pass
HT40	MCS0	1	9	2452	20.20	30.00	3.26	23.46	36.00	Pass

**TEST RESULTS DATA**  
**Average Output Power**

2.4GHz Band Single Antenna											
Mod.	Data Rate	NTX	CH.	Freq. (MHz)	Duty Factor (dB)	Average Conducted Power with duty factor	Conducted Power Limit (dBm)	DG (dBi)	EIRP Power (dBm)	EIRP Power Limit (dBm)	Pass /Fail
					Ant 1	Ant1	Ant1	Ant1	Ant1	Ant1	
11b	1Mbps	1	1	2412	0.00	15.28	30.00	3.26	18.54	36.00	Pass
11b	1Mbps	1	6	2437	0.00	16.06	30.00	3.26	19.32	36.00	Pass
11b	1Mbps	1	11	2462	0.00	14.37	30.00	3.26	17.63	36.00	Pass
11g	6Mbps	1	1	2412	0.00	11.82	30.00	3.26	15.08	36.00	Pass
11g	6Mbps	1	2	2417	0.00	15.14	30.00	3.26	18.40	36.00	Pass
11g	6Mbps	1	6	2437	0.00	18.53	30.00	3.26	21.79	36.00	Pass
11g	6Mbps	1	10	2457	0.00	15.65	30.00	3.26	18.91	36.00	Pass
11g	6Mbps	1	11	2462	0.00	13.70	30.00	3.26	16.96	36.00	Pass
HT20	MCS0	1	1	2412	0.00	11.68	30.00	3.26	14.94	36.00	Pass
HT20	MCS0	1	2	2417	0.00	16.58	30.00	3.26	19.84	36.00	Pass
HT20	MCS0	1	6	2437	0.00	17.28	30.00	3.26	20.54	36.00	Pass
HT20	MCS0	1	10	2457	0.00	15.47	30.00	3.26	18.73	36.00	Pass
HT20	MCS0	1	11	2462	0.00	14.09	30.00	3.26	17.35	36.00	Pass
HT40	MCS0	1	3	2422	0.04	9.71	30.00	3.26	12.97	36.00	Pass
HT40	MCS0	1	4	2427	0.04	12.96	30.00	3.26	16.22	36.00	Pass
HT40	MCS0	1	6	2437	0.04	13.70	30.00	3.26	16.96	36.00	Pass
HT40	MCS0	1	9	2452	0.04	12.57	30.00	3.26	15.83	36.00	Pass

Setting
Ant 1
10.00
9.00
18.00
22.00
12.00
0.00
10.00
18.00
17.00
0.00
0.00
3.00
11.00
23.00
15.00
10.00
15.00

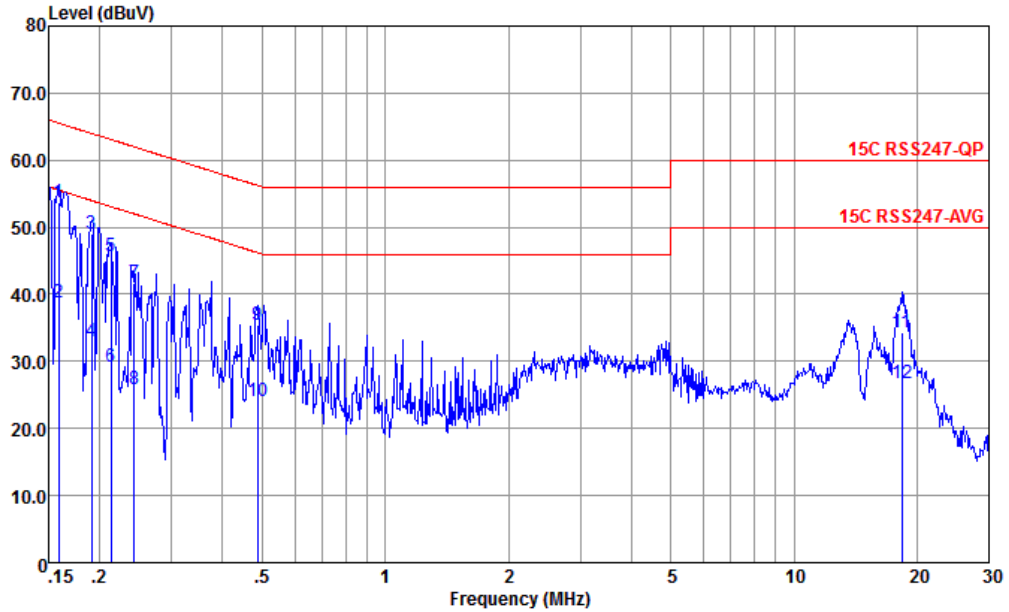
**TEST RESULTS DATA**  
**Peak Power Spectral Density**

2.4GHz Band Single Antenna								
Mod.	Data Rate	NTX	CH.	Freq. (MHz)	Peak PSD (dBm/3kHz)	DG (dBi)	Peak PSD Limit (dBm/3kHz)	Pass/Fail
					Ant1	Ant1	Ant1	
11b	1Mbps	1	1	2412	-6.38	3.26	8.00	Pass
11b	1Mbps	1	6	2437	-5.80	3.26	8.00	Pass
11b	1Mbps	1	11	2462	-6.13	3.26	8.00	Pass
11g	6Mbps	1	1	2412	-13.24	3.26	8.00	Pass
11g	6Mbps	1	2	2417	-11.15	3.26	8.00	Pass
11g	6Mbps	1	6	2437	-7.27	3.26	8.00	Pass
11g	6Mbps	1	10	2457	-10.09	3.26	8.00	Pass
11g	6Mbps	1	11	2462	-11.16	3.26	8.00	Pass
HT20	MCS0	1	1	2412	-11.96	3.26	8.00	Pass
HT20	MCS0	1	2	2417	-8.48	3.26	8.00	Pass
HT20	MCS0	1	6	2437	-7.46	3.26	8.00	Pass
HT20	MCS0	1	10	2457	-9.04	3.26	8.00	Pass
HT20	MCS0	1	11	2462	-9.42	3.26	8.00	Pass
HT40	MCS0	1	3	2422	-16.94	3.26	8.00	Pass
HT40	MCS0	1	4	2427	-14.86	3.26	8.00	Pass
HT40	MCS0	1	6	2437	-13.18	3.26	8.00	Pass
HT40	MCS0	1	9	2452	-14.34	3.26	8.00	Pass



## Appendix B. AC Conducted Emission Test Results

Test Engineer :	Amos Zhang	Temperature :	25.3~26.2°C
		Relative Humidity :	38~40%
Test Voltage :	120Vac / 60Hz	Phase :	Line
Remark :	All emissions not reported here are more than 10 dB below the prescribed limit.		



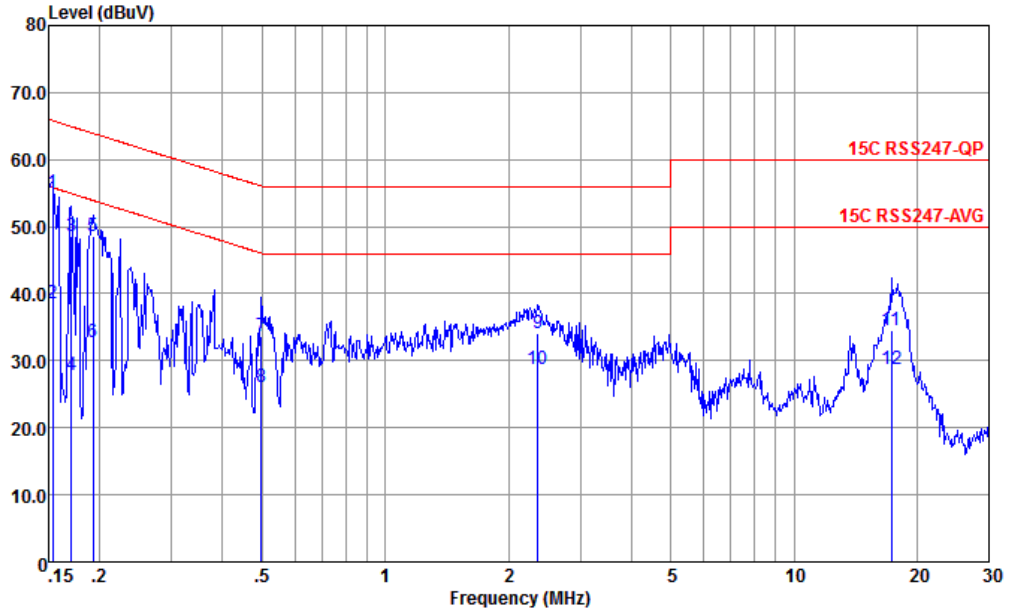
Site : CO01-KS  
 Condition : 15C RSS247-QP LISN-060105-L 2023 LINE

	Freq	Level	Over Limit	Limit Line	Read Level	LISN Factor	Cable Loss	Remark
	MHz	dBuV	dB	dBuV	dBuV	dB	dB	
1 *	0.189	53.77	-11.75	65.52	43.29	0.05	10.43	QP
2	0.189	38.77	-16.75	55.52	28.29	0.05	10.43	Average
3	0.191	48.95	-15.03	63.98	38.50	0.03	10.42	QP
4	0.191	32.95	-21.03	53.98	22.50	0.03	10.42	Average
5	0.213	45.64	-17.46	63.10	35.20	0.03	10.41	QP
6	0.213	29.24	-23.86	53.10	18.80	0.03	10.41	Average
7	0.243	41.62	-20.38	62.00	31.20	0.03	10.39	QP
8	0.243	25.92	-26.08	52.00	15.50	0.03	10.39	Average
9	0.486	35.39	-20.84	56.23	25.20	-0.03	10.22	QP
10	0.486	24.09	-22.14	46.23	13.90	-0.03	10.22	Average
11	18.328	34.21	-25.79	60.00	23.20	-0.29	11.30	QP
12	18.328	26.81	-23.19	50.00	15.80	-0.29	11.30	Average





Test Engineer :	Amos Zhang	Temperature :	25.3~26.2°C
		Relative Humidity :	38~40%
Test Voltage :	120Vac / 60Hz	Phase :	Neutral
Remark :	All emissions not reported here are more than 10 dB below the prescribed limit.		



Site : CO01-KS  
 Condition : 15C RSS247-QP LISN-060105-N 2023 NEUTRAL

	Freq	Level	Over	Limit	Read	LISN	Cable	Remark
	MHz	dBuV	Limit	Line	Level	Factor	Loss	
			dB	dBuV	dBuV	dB	dB	
1 *	0.153	54.97	-10.85	65.82	44.50	0.04	10.43	QP
2	0.153	38.57	-17.25	55.82	28.10	0.04	10.43	Average
3	0.170	48.67	-16.27	64.94	38.20	0.04	10.43	QP
4	0.170	27.77	-27.17	54.94	17.30	0.04	10.43	Average
5	0.192	48.67	-15.26	63.93	38.20	0.05	10.42	QP
6	0.192	32.77	-21.16	53.93	22.30	0.05	10.42	Average
7	0.497	33.64	-22.41	56.05	23.50	-0.07	10.21	QP
8	0.497	26.04	-20.01	46.05	15.90	-0.07	10.21	Average
9	2.358	34.14	-21.86	56.00	24.20	-0.12	10.06	QP
10	2.358	28.84	-17.16	46.00	18.90	-0.12	10.06	Average
11	17.291	34.60	-25.40	60.00	23.50	-0.18	11.28	QP
12	17.291	28.70	-21.30	50.00	17.60	-0.18	11.28	Average

Note:

- Level(dBμV) = Read Level(dBμV) + LISN Factor(dB) + Cable Loss(dB)
- Over Limit(dB) = Level(dBμV) – Limit Line(dBμV)



## Appendix C Radiated Spurious Emission Test Data

Test Engineer :	Henry LI	Relative Humidity :	48~49%
		Temperature :	24~25°C

### Radiated Spurious Emission Test Modes

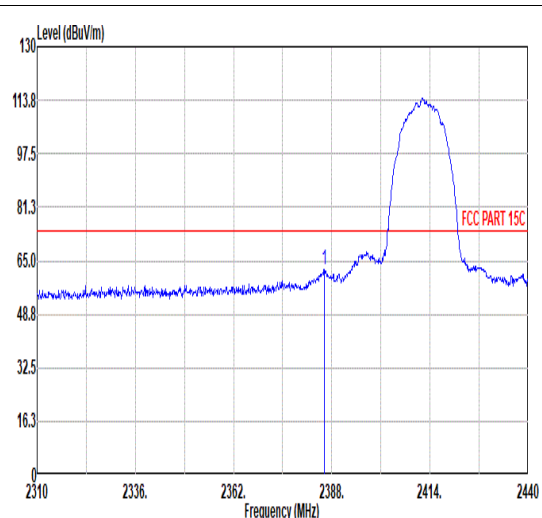
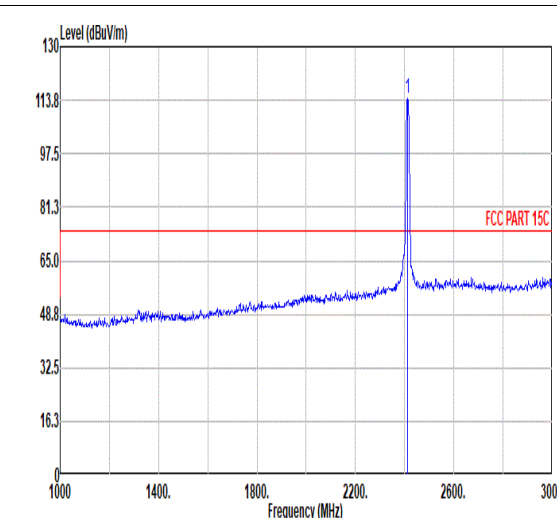
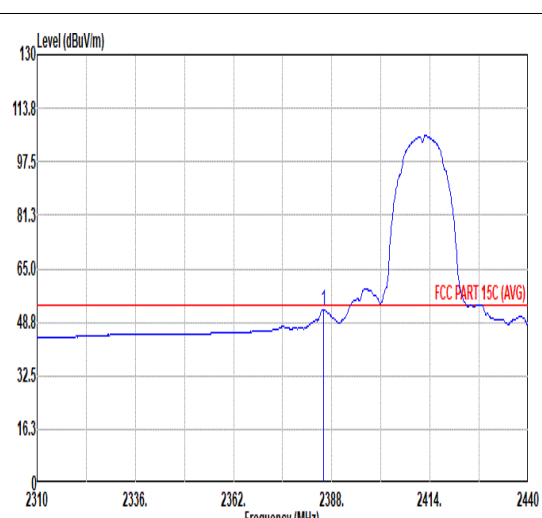
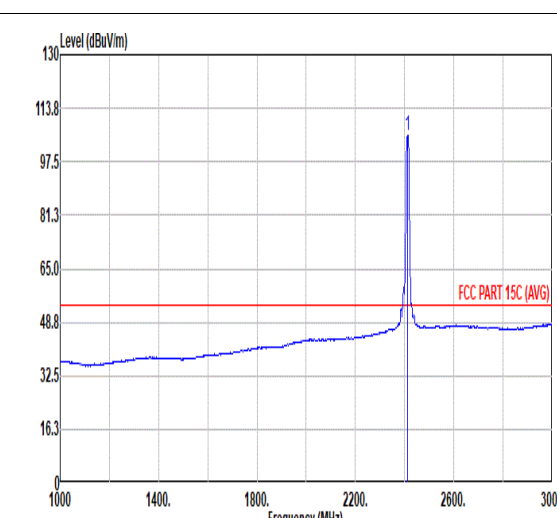
Mode	Band (MHz)	Antenna	Modulation	Channel	Frequency	Data Rate	Setting	Remark
Mode 1	2400-2483.5	1	802.11b	01	2412	1Mbps	10	-
Mode 2	2400-2483.5	1	802.11b	06	2437	1Mbps	9	-
Mode 3	2400-2483.5	1	802.11b	11	2462	1Mbps	18	-
Mode 4	2400-2483.5	1	802.11g	01	2412	6Mbps	22	-
Mode 5	2400-2483.5	1	802.11g	02	2417	6Mbps	12	-
Mode 6	2400-2483.5	1	802.11g	06	2437	6Mbps	0	-
Mode 7	2400-2483.5	1	802.11g	11	2462	6Mbps	18	-
Mode 8	2400-2483.5	1	802.11n HT20	01	2412	MCS0	17	-
Mode 9	2400-2483.5	1	802.11n HT20	02	2417	MCS0	0	-
Mode 10	2400-2483.5	1	802.11n HT20	06	2437	MCS0	0	-
Mode 11	2400-2483.5	1	802.11n HT20	11	2462	MCS0	11	-
Mode 12	2400-2483.5	1	802.11n HT40	03	2422	MCS0	23	-
Mode 13	2400-2483.5	1	802.11n HT40	04	2427	MCS0	0	-
Mode 14	2400-2483.5	1	802.11n HT40	06	2437	MCS0	10	-
Mode 15	2400-2483.5	1	802.11n HT40	09	2452	MCS0	15	-
Mode 16	2400-2483.5	1	802.11g	10	2457	6Mbps	10	-
Mode 17	2400-2483.5	1	802.11n HT20	10	2457	MCS0	3	-
Mode 18	2400-2483.5	1	802.11n HT20	11	2462	MCS0	11	LF



Summary of each worse mode

Mode	Modulation	Ch.	Freq. (MHz)	Level (dBuV/m)	Limit (dBuV/m)	Margin (dB)	Pol.	Peak Avg.	Result	Remark
1	802.11b	01	2385.79	52.58	54.00	-1.42	H	AVERAGE	Pass	Band Edge
1	802.11b	01	4824.00	50.07	54.00	-3.93	H	AVERAGE	Pass	Harmonic
2	802.11b	06	-	-	-	-	-	-	-	Band Edge
2	802.11b	06	4874.00	50.68	54.00	-3.32	H	AVERAGE	Pass	Harmonic
3	802.11b	11	2487.88	48.91	54.00	-5.09	V	AVERAGE	Pass	Band Edge
3	802.11b	11	4924.00	50.84	54.00	-3.16	H	AVERAGE	Pass	Harmonic
4	802.11g	01	2389.95	52.42	54.00	-1.58	V	AVERAGE	Pass	Band Edge
4	802.11g	01	4824.00	45.70	74.00	-28.30	H	PEAK	Pass	Harmonic
5	802.11g	02	2389.95	52.34	54.00	-1.66	H	AVERAGE	Pass	Band Edge
5	802.11g	02	4834.00	38.31	54.00	-15.69	H	AVERAGE	Pass	Harmonic
6	802.11g	06	-	-	-	-	-	-	-	Band Edge
6	802.11g	06	4874.00	46.61	54.00	-7.39	H	AVERAGE	Pass	Harmonic
7	802.11g	11	2483.50	52.67	54.00	-1.33	H	AVERAGE	Pass	Band Edge
7	802.11g	11	4924.00	42.56	54.00	-11.44	H	AVERAGE	Pass	Harmonic
8	802.11n HT20	01	2389.95	52.94	54.00	-1.06	V	AVERAGE	Pass	Band Edge
8	802.11n HT20	01	4824.00	43.75	74.00	-30.25	H	PEAK	Pass	Harmonic
9	802.11n HT20	02	2389.95	52.77	54.00	-1.23	V	AVERAGE	Pass	Band Edge
9	802.11n HT20	02	4834.00	40.27	54.00	-13.73	H	AVERAGE	Pass	Harmonic
10	802.11n HT20	06	-	-	-	-	-	-	-	Band Edge
10	802.11n HT20	06	4874.00	44.11	54.00	-9.89	H	AVERAGE	Pass	Harmonic
11	802.11n HT20	11	2483.50	52.96	54.00	-1.04	H	AVERAGE	Pass	Band Edge
11	802.11n HT20	11	4924.00	42.65	54.00	-11.35	H	AVERAGE	Pass	Harmonic
12	802.11n HT40	03	2389.95	52.86	54.00	-1.14	V	AVERAGE	Pass	Band Edge
12	802.11n HT40	03	4844.00	43.96	74.00	-30.04	H	PEAK	Pass	Harmonic
13	802.11n HT40	04	2389.97	52.48	54.00	-1.52	H	AVERAGE	Pass	Band Edge
13	802.11n HT40	04	4854.00	45.61	74.00	-28.39	H	PEAK	Pass	Harmonic
14	802.11n HT40	06	2389.95	52.81	54.00	-1.19	H	AVERAGE	Pass	Band Edge
14	802.11n HT40	06	4874.00	36.74	54.00	-17.26	H	AVERAGE	Pass	Harmonic
15	802.11n HT40	09	2483.50	52.40	54.00	-1.60	H	AVERAGE	Pass	Band Edge
15	802.11n HT40	09	4904.00	36.15	54.00	-17.85	H	AVERAGE	Pass	Harmonic
16	802.11g	10	2483.50	52.74	54.00	-1.26	H	AVERAGE	Pass	Band Edge
16	802.11g	10	4914.00	45.05	54.00	-8.95	H	AVERAGE	Pass	Harmonic
17	802.11n HT20	10	2483.50	52.61	54.00	-1.39	H	AVERAGE	Pass	Band Edge
17	802.11n HT20	10	4914.00	45.00	54.00	-9.00	H	AVERAGE	Pass	Harmonic
18	802.11n HT20	11	32.91	25.60	40	-14.40	V	PEAK	Pass	LF



Mode	1																																																																																	
	Band Edge																																																																																	
	2400-2483.5_802.11b_CH01_2412MHz																																																																																	
ANT	1																																																																																	
Pol.	Horizontal	Fundamental																																																																																
Peak	 <p>Level (dBuV/m) vs Frequency (MHz) plot for Horizontal polarization. The plot shows a peak at approximately 2412 MHz. A red horizontal line indicates the FCC PART 15C limit at approximately 74 dBuV/m.</p> <table border="1"> <thead> <tr> <th>Limit</th> <th>Read</th> <th>Ant</th> <th>Cable</th> <th>Preamp</th> <th>Aux</th> <th>APos</th> <th>TPos</th> <th>Remark</th> </tr> <tr> <th>Freq</th> <th>Level</th> <th>Line</th> <th>Margin</th> <th>Level</th> <th>Factor</th> <th>Loss</th> <th>Factor</th> <th>Factor</th> </tr> <tr> <th>MHz</th> <th>dBuV/m</th> <th>dBuV/m</th> <th>dB</th> <th>dBuV</th> <th>dB/m</th> <th>dB</th> <th>dB</th> <th>dB</th> </tr> </thead> <tbody> <tr> <td>1</td> <td>2386.05</td> <td>62.23</td> <td>74.00</td> <td>-11.77</td> <td>53.90</td> <td>32.06</td> <td>7.10</td> <td>36.83</td> <td>6.00</td> <td>125</td> <td>360</td> <td>PEAK</td> </tr> </tbody> </table>	Limit	Read	Ant	Cable	Preamp	Aux	APos	TPos	Remark	Freq	Level	Line	Margin	Level	Factor	Loss	Factor	Factor	MHz	dBuV/m	dBuV/m	dB	dBuV	dB/m	dB	dB	dB	1	2386.05	62.23	74.00	-11.77	53.90	32.06	7.10	36.83	6.00	125	360	PEAK	 <p>Level (dBuV/m) vs Frequency (MHz) plot for Fundamental polarization. The plot shows a sharp peak at 2412.00 MHz. A red horizontal line indicates the FCC PART 15C limit at approximately 74 dBuV/m.</p> <table border="1"> <thead> <tr> <th>Limit</th> <th>Read</th> <th>Ant</th> <th>Cable</th> <th>Preamp</th> <th>Aux</th> <th>APos</th> <th>TPos</th> <th>Remark</th> </tr> <tr> <th>Freq</th> <th>Level</th> <th>Line</th> <th>Margin</th> <th>Level</th> <th>Factor</th> <th>Loss</th> <th>Factor</th> <th>Factor</th> </tr> <tr> <th>MHz</th> <th>dBuV/m</th> <th>dBuV/m</th> <th>dB</th> <th>dBuV</th> <th>dB/m</th> <th>dB</th> <th>dB</th> <th>dB</th> </tr> </thead> <tbody> <tr> <td>1</td> <td>2412.00</td> <td>114.52</td> <td>-----</td> <td>-----</td> <td>106.07</td> <td>32.16</td> <td>7.14</td> <td>36.85</td> <td>6.00</td> <td>125</td> <td>360</td> <td>PEAK</td> </tr> </tbody> </table>	Limit	Read	Ant	Cable	Preamp	Aux	APos	TPos	Remark	Freq	Level	Line	Margin	Level	Factor	Loss	Factor	Factor	MHz	dBuV/m	dBuV/m	dB	dBuV	dB/m	dB	dB	dB	1	2412.00	114.52	-----	-----	106.07	32.16	7.14	36.85	6.00	125	360	PEAK
	Limit	Read	Ant	Cable	Preamp	Aux	APos	TPos	Remark																																																																									
Freq	Level	Line	Margin	Level	Factor	Loss	Factor	Factor																																																																										
MHz	dBuV/m	dBuV/m	dB	dBuV	dB/m	dB	dB	dB																																																																										
1	2386.05	62.23	74.00	-11.77	53.90	32.06	7.10	36.83	6.00	125	360	PEAK																																																																						
Limit	Read	Ant	Cable	Preamp	Aux	APos	TPos	Remark																																																																										
Freq	Level	Line	Margin	Level	Factor	Loss	Factor	Factor																																																																										
MHz	dBuV/m	dBuV/m	dB	dBuV	dB/m	dB	dB	dB																																																																										
1	2412.00	114.52	-----	-----	106.07	32.16	7.14	36.85	6.00	125	360	PEAK																																																																						
Avg	 <p>Level (dBuV/m) vs Frequency (MHz) plot for Average Horizontal polarization. The plot shows a peak at approximately 2412 MHz. A red horizontal line indicates the FCC PART 15C (AVG) limit at approximately 54 dBuV/m.</p> <table border="1"> <thead> <tr> <th>Limit</th> <th>Read</th> <th>Ant</th> <th>Cable</th> <th>Preamp</th> <th>Aux</th> <th>APos</th> <th>TPos</th> <th>Remark</th> </tr> <tr> <th>Freq</th> <th>Level</th> <th>Line</th> <th>Margin</th> <th>Level</th> <th>Factor</th> <th>Loss</th> <th>Factor</th> <th>Factor</th> </tr> <tr> <th>MHz</th> <th>dBuV/m</th> <th>dBuV/m</th> <th>dB</th> <th>dBuV</th> <th>dB/m</th> <th>dB</th> <th>dB</th> <th>dB</th> </tr> </thead> <tbody> <tr> <td>1</td> <td>2385.79</td> <td>52.58</td> <td>54.00</td> <td>-1.42</td> <td>44.25</td> <td>32.06</td> <td>7.10</td> <td>36.83</td> <td>6.00</td> <td>125</td> <td>360</td> <td>AVERAGE</td> </tr> </tbody> </table>	Limit	Read	Ant	Cable	Preamp	Aux	APos	TPos	Remark	Freq	Level	Line	Margin	Level	Factor	Loss	Factor	Factor	MHz	dBuV/m	dBuV/m	dB	dBuV	dB/m	dB	dB	dB	1	2385.79	52.58	54.00	-1.42	44.25	32.06	7.10	36.83	6.00	125	360	AVERAGE	 <p>Level (dBuV/m) vs Frequency (MHz) plot for Average Fundamental polarization. The plot shows a sharp peak at 2412.00 MHz. A red horizontal line indicates the FCC PART 15C (AVG) limit at approximately 54 dBuV/m.</p> <table border="1"> <thead> <tr> <th>Limit</th> <th>Read</th> <th>Ant</th> <th>Cable</th> <th>Preamp</th> <th>Aux</th> <th>APos</th> <th>TPos</th> <th>Remark</th> </tr> <tr> <th>Freq</th> <th>Level</th> <th>Line</th> <th>Margin</th> <th>Level</th> <th>Factor</th> <th>Loss</th> <th>Factor</th> <th>Factor</th> </tr> <tr> <th>MHz</th> <th>dBuV/m</th> <th>dBuV/m</th> <th>dB</th> <th>dBuV</th> <th>dB/m</th> <th>dB</th> <th>dB</th> <th>dB</th> </tr> </thead> <tbody> <tr> <td>1</td> <td>2412.00</td> <td>105.60</td> <td>-----</td> <td>-----</td> <td>97.15</td> <td>32.16</td> <td>7.14</td> <td>36.85</td> <td>6.00</td> <td>125</td> <td>360</td> <td>AVERAGE</td> </tr> </tbody> </table>	Limit	Read	Ant	Cable	Preamp	Aux	APos	TPos	Remark	Freq	Level	Line	Margin	Level	Factor	Loss	Factor	Factor	MHz	dBuV/m	dBuV/m	dB	dBuV	dB/m	dB	dB	dB	1	2412.00	105.60	-----	-----	97.15	32.16	7.14	36.85	6.00	125	360	AVERAGE
Limit	Read	Ant	Cable	Preamp	Aux	APos	TPos	Remark																																																																										
Freq	Level	Line	Margin	Level	Factor	Loss	Factor	Factor																																																																										
MHz	dBuV/m	dBuV/m	dB	dBuV	dB/m	dB	dB	dB																																																																										
1	2385.79	52.58	54.00	-1.42	44.25	32.06	7.10	36.83	6.00	125	360	AVERAGE																																																																						
Limit	Read	Ant	Cable	Preamp	Aux	APos	TPos	Remark																																																																										
Freq	Level	Line	Margin	Level	Factor	Loss	Factor	Factor																																																																										
MHz	dBuV/m	dBuV/m	dB	dBuV	dB/m	dB	dB	dB																																																																										
1	2412.00	105.60	-----	-----	97.15	32.16	7.14	36.85	6.00	125	360	AVERAGE																																																																						



Mode	1																																																																																	
	Band Edge																																																																																	
	2400-2483.5_802.11b_CH01_2412MHZ																																																																																	
ANT	1																																																																																	
Pol.	Vertical	Fundamental																																																																																
Peak	<table border="1"> <thead> <tr> <th>Limit</th> <th>Read</th> <th>Ant</th> <th>Cable</th> <th>Preamp</th> <th>Aux</th> <th>APos</th> <th>TPos</th> <th>Remark</th> </tr> <tr> <th>Freq</th> <th>Level</th> <th>Line</th> <th>Margin</th> <th>Level</th> <th>Factor</th> <th>Loss</th> <th>Factor</th> <th>Factor</th> </tr> <tr> <th>MHz</th> <th>dBuV/m</th> <th>dBuV/m</th> <th>dB</th> <th>dBuV</th> <th>dB/m</th> <th>dB</th> <th>dB</th> <th>dB</th> </tr> </thead> <tbody> <tr> <td>1</td> <td>2385.79</td> <td>61.13</td> <td>74.00</td> <td>-12.87</td> <td>52.80</td> <td>32.06</td> <td>7.10</td> <td>36.83</td> <td>6.00</td> <td>118</td> <td>49</td> <td>PEAK</td> </tr> </tbody> </table>	Limit	Read	Ant	Cable	Preamp	Aux	APos	TPos	Remark	Freq	Level	Line	Margin	Level	Factor	Loss	Factor	Factor	MHz	dBuV/m	dBuV/m	dB	dBuV	dB/m	dB	dB	dB	1	2385.79	61.13	74.00	-12.87	52.80	32.06	7.10	36.83	6.00	118	49	PEAK	<table border="1"> <thead> <tr> <th>Limit</th> <th>Read</th> <th>Ant</th> <th>Cable</th> <th>Preamp</th> <th>Aux</th> <th>APos</th> <th>TPos</th> <th>Remark</th> </tr> <tr> <th>Freq</th> <th>Level</th> <th>Line</th> <th>Margin</th> <th>Level</th> <th>Factor</th> <th>Loss</th> <th>Factor</th> <th>Factor</th> </tr> <tr> <th>MHz</th> <th>dBuV/m</th> <th>dBuV/m</th> <th>dB</th> <th>dBuV</th> <th>dB/m</th> <th>dB</th> <th>dB</th> <th>dB</th> </tr> </thead> <tbody> <tr> <td>1</td> <td>2412.00</td> <td>114.35</td> <td>-----</td> <td>-----</td> <td>105.90</td> <td>32.16</td> <td>7.14</td> <td>36.85</td> <td>6.00</td> <td>118</td> <td>49</td> <td>PEAK</td> </tr> </tbody> </table>	Limit	Read	Ant	Cable	Preamp	Aux	APos	TPos	Remark	Freq	Level	Line	Margin	Level	Factor	Loss	Factor	Factor	MHz	dBuV/m	dBuV/m	dB	dBuV	dB/m	dB	dB	dB	1	2412.00	114.35	-----	-----	105.90	32.16	7.14	36.85	6.00	118	49	PEAK
Limit	Read	Ant	Cable	Preamp	Aux	APos	TPos	Remark																																																																										
Freq	Level	Line	Margin	Level	Factor	Loss	Factor	Factor																																																																										
MHz	dBuV/m	dBuV/m	dB	dBuV	dB/m	dB	dB	dB																																																																										
1	2385.79	61.13	74.00	-12.87	52.80	32.06	7.10	36.83	6.00	118	49	PEAK																																																																						
Limit	Read	Ant	Cable	Preamp	Aux	APos	TPos	Remark																																																																										
Freq	Level	Line	Margin	Level	Factor	Loss	Factor	Factor																																																																										
MHz	dBuV/m	dBuV/m	dB	dBuV	dB/m	dB	dB	dB																																																																										
1	2412.00	114.35	-----	-----	105.90	32.16	7.14	36.85	6.00	118	49	PEAK																																																																						
Avg	<table border="1"> <thead> <tr> <th>Limit</th> <th>Read</th> <th>Ant</th> <th>Cable</th> <th>Preamp</th> <th>Aux</th> <th>APos</th> <th>TPos</th> <th>Remark</th> </tr> <tr> <th>Freq</th> <th>Level</th> <th>Line</th> <th>Margin</th> <th>Level</th> <th>Factor</th> <th>Loss</th> <th>Factor</th> <th>Factor</th> </tr> <tr> <th>MHz</th> <th>dBuV/m</th> <th>dBuV/m</th> <th>dB</th> <th>dBuV</th> <th>dB/m</th> <th>dB</th> <th>dB</th> <th>dB</th> </tr> </thead> <tbody> <tr> <td>1</td> <td>2385.79</td> <td>51.49</td> <td>54.00</td> <td>-2.51</td> <td>43.16</td> <td>32.06</td> <td>7.10</td> <td>36.83</td> <td>6.00</td> <td>118</td> <td>49</td> <td>AVERAGE</td> </tr> </tbody> </table>	Limit	Read	Ant	Cable	Preamp	Aux	APos	TPos	Remark	Freq	Level	Line	Margin	Level	Factor	Loss	Factor	Factor	MHz	dBuV/m	dBuV/m	dB	dBuV	dB/m	dB	dB	dB	1	2385.79	51.49	54.00	-2.51	43.16	32.06	7.10	36.83	6.00	118	49	AVERAGE	<table border="1"> <thead> <tr> <th>Limit</th> <th>Read</th> <th>Ant</th> <th>Cable</th> <th>Preamp</th> <th>Aux</th> <th>APos</th> <th>TPos</th> <th>Remark</th> </tr> <tr> <th>Freq</th> <th>Level</th> <th>Line</th> <th>Margin</th> <th>Level</th> <th>Factor</th> <th>Loss</th> <th>Factor</th> <th>Factor</th> </tr> <tr> <th>MHz</th> <th>dBuV/m</th> <th>dBuV/m</th> <th>dB</th> <th>dBuV</th> <th>dB/m</th> <th>dB</th> <th>dB</th> <th>dB</th> </tr> </thead> <tbody> <tr> <td>1</td> <td>2412.00</td> <td>105.68</td> <td>-----</td> <td>-----</td> <td>97.23</td> <td>32.16</td> <td>7.14</td> <td>36.85</td> <td>6.00</td> <td>118</td> <td>49</td> <td>AVERAGE</td> </tr> </tbody> </table>	Limit	Read	Ant	Cable	Preamp	Aux	APos	TPos	Remark	Freq	Level	Line	Margin	Level	Factor	Loss	Factor	Factor	MHz	dBuV/m	dBuV/m	dB	dBuV	dB/m	dB	dB	dB	1	2412.00	105.68	-----	-----	97.23	32.16	7.14	36.85	6.00	118	49	AVERAGE
Limit	Read	Ant	Cable	Preamp	Aux	APos	TPos	Remark																																																																										
Freq	Level	Line	Margin	Level	Factor	Loss	Factor	Factor																																																																										
MHz	dBuV/m	dBuV/m	dB	dBuV	dB/m	dB	dB	dB																																																																										
1	2385.79	51.49	54.00	-2.51	43.16	32.06	7.10	36.83	6.00	118	49	AVERAGE																																																																						
Limit	Read	Ant	Cable	Preamp	Aux	APos	TPos	Remark																																																																										
Freq	Level	Line	Margin	Level	Factor	Loss	Factor	Factor																																																																										
MHz	dBuV/m	dBuV/m	dB	dBuV	dB/m	dB	dB	dB																																																																										
1	2412.00	105.68	-----	-----	97.23	32.16	7.14	36.85	6.00	118	49	AVERAGE																																																																						



Mode	1																																																																																																																																							
	Harmonic																																																																																																																																							
	2400-2483.5_802.11b_CH01_2412MHz																																																																																																																																							
ANT	1																																																																																																																																							
Pol.	Horizontal	Vertical																																																																																																																																						
Peak Avg	<table border="1"> <thead> <tr> <th>Limit</th> <th>Read</th> <th>Ant</th> <th>Cable</th> <th>Preamp</th> <th>Aux</th> <th>APos</th> <th>TPos</th> <th>Remark</th> </tr> <tr> <th>Freq</th> <th>Level</th> <th>Line Margin</th> <th>Level</th> <th>Factor</th> <th>Loss Factor</th> <th>Factor</th> <th></th> <th></th> </tr> <tr> <th>MHz</th> <th>dBuV/m</th> <th>dBuV/m</th> <th>dB</th> <th>dBuV</th> <th>dB/m</th> <th>dB</th> <th>dB</th> <th>cm</th> <th>deg</th> </tr> </thead> <tbody> <tr> <td>1</td> <td>4824.00</td> <td>54.43</td> <td>74.00</td> <td>-19.57</td> <td>75.55</td> <td>33.90</td> <td>10.23</td> <td>65.25</td> <td>0.00</td> <td>289</td> <td>193</td> <td>PEAK</td> </tr> <tr> <td>2</td> <td>4824.00</td> <td>50.07</td> <td>54.00</td> <td>-3.93</td> <td>71.19</td> <td>33.90</td> <td>10.23</td> <td>65.25</td> <td>0.00</td> <td>289</td> <td>193</td> <td>AVERAGE</td> </tr> <tr> <td>3</td> <td>9648.00</td> <td>50.71</td> <td>83.95</td> <td>-33.24</td> <td>65.87</td> <td>36.75</td> <td>14.94</td> <td>66.85</td> <td>0.00</td> <td>--</td> <td>--</td> <td>Peak</td> </tr> </tbody> </table>	Limit	Read	Ant	Cable	Preamp	Aux	APos	TPos	Remark	Freq	Level	Line Margin	Level	Factor	Loss Factor	Factor			MHz	dBuV/m	dBuV/m	dB	dBuV	dB/m	dB	dB	cm	deg	1	4824.00	54.43	74.00	-19.57	75.55	33.90	10.23	65.25	0.00	289	193	PEAK	2	4824.00	50.07	54.00	-3.93	71.19	33.90	10.23	65.25	0.00	289	193	AVERAGE	3	9648.00	50.71	83.95	-33.24	65.87	36.75	14.94	66.85	0.00	--	--	Peak	<table border="1"> <thead> <tr> <th>Limit</th> <th>Read</th> <th>Ant</th> <th>Cable</th> <th>Preamp</th> <th>Aux</th> <th>APos</th> <th>TPos</th> <th>Remark</th> </tr> <tr> <th>Freq</th> <th>Level</th> <th>Line Margin</th> <th>Level</th> <th>Factor</th> <th>Loss Factor</th> <th>Factor</th> <th></th> <th></th> </tr> <tr> <th>MHz</th> <th>dBuV/m</th> <th>dBuV/m</th> <th>dB</th> <th>dBuV</th> <th>dB/m</th> <th>dB</th> <th>dB</th> <th>cm</th> <th>deg</th> </tr> </thead> <tbody> <tr> <td>1</td> <td>4824.00</td> <td>50.42</td> <td>74.00</td> <td>-23.58</td> <td>71.54</td> <td>33.90</td> <td>10.23</td> <td>65.25</td> <td>0.00</td> <td>349</td> <td>304</td> <td>PEAK</td> </tr> <tr> <td>2</td> <td>4824.00</td> <td>45.58</td> <td>54.00</td> <td>-8.42</td> <td>66.70</td> <td>33.90</td> <td>10.23</td> <td>65.25</td> <td>0.00</td> <td>349</td> <td>304</td> <td>AVERAGE</td> </tr> <tr> <td>3</td> <td>9648.00</td> <td>55.25</td> <td>84.98</td> <td>-29.73</td> <td>70.41</td> <td>36.75</td> <td>14.94</td> <td>66.85</td> <td>0.00</td> <td>--</td> <td>--</td> <td>Peak</td> </tr> </tbody> </table>	Limit	Read	Ant	Cable	Preamp	Aux	APos	TPos	Remark	Freq	Level	Line Margin	Level	Factor	Loss Factor	Factor			MHz	dBuV/m	dBuV/m	dB	dBuV	dB/m	dB	dB	cm	deg	1	4824.00	50.42	74.00	-23.58	71.54	33.90	10.23	65.25	0.00	349	304	PEAK	2	4824.00	45.58	54.00	-8.42	66.70	33.90	10.23	65.25	0.00	349	304	AVERAGE	3	9648.00	55.25	84.98	-29.73	70.41	36.75	14.94	66.85	0.00	--	--	Peak
Limit	Read	Ant	Cable	Preamp	Aux	APos	TPos	Remark																																																																																																																																
Freq	Level	Line Margin	Level	Factor	Loss Factor	Factor																																																																																																																																		
MHz	dBuV/m	dBuV/m	dB	dBuV	dB/m	dB	dB	cm	deg																																																																																																																															
1	4824.00	54.43	74.00	-19.57	75.55	33.90	10.23	65.25	0.00	289	193	PEAK																																																																																																																												
2	4824.00	50.07	54.00	-3.93	71.19	33.90	10.23	65.25	0.00	289	193	AVERAGE																																																																																																																												
3	9648.00	50.71	83.95	-33.24	65.87	36.75	14.94	66.85	0.00	--	--	Peak																																																																																																																												
Limit	Read	Ant	Cable	Preamp	Aux	APos	TPos	Remark																																																																																																																																
Freq	Level	Line Margin	Level	Factor	Loss Factor	Factor																																																																																																																																		
MHz	dBuV/m	dBuV/m	dB	dBuV	dB/m	dB	dB	cm	deg																																																																																																																															
1	4824.00	50.42	74.00	-23.58	71.54	33.90	10.23	65.25	0.00	349	304	PEAK																																																																																																																												
2	4824.00	45.58	54.00	-8.42	66.70	33.90	10.23	65.25	0.00	349	304	AVERAGE																																																																																																																												
3	9648.00	55.25	84.98	-29.73	70.41	36.75	14.94	66.85	0.00	--	--	Peak																																																																																																																												

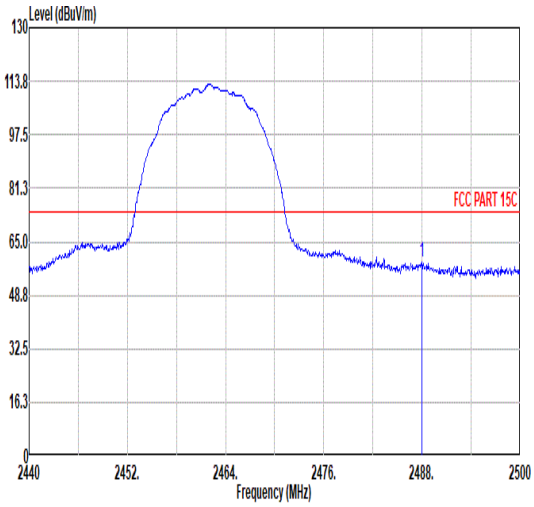
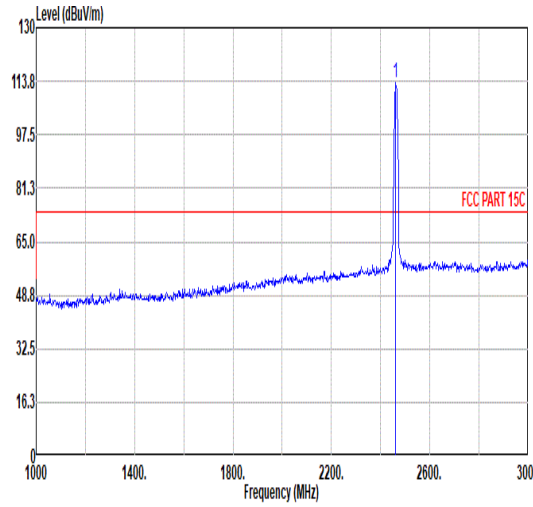
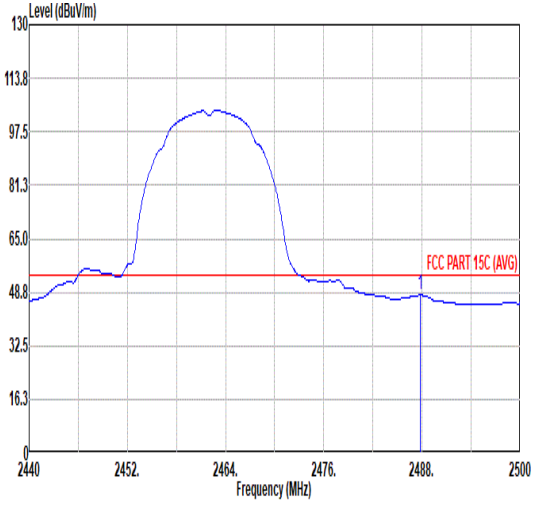
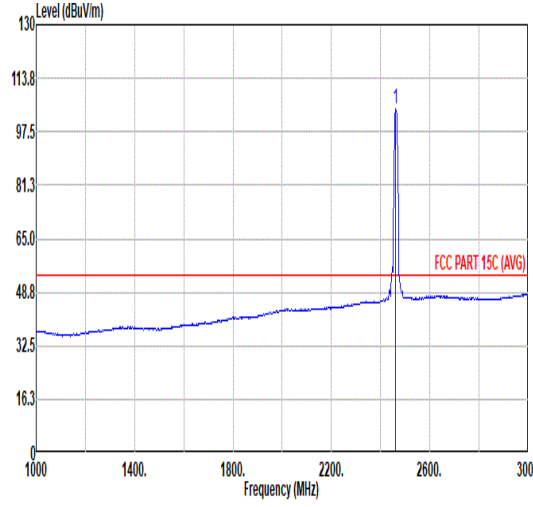
Note: The non-restricted frequency which limit is 100kHz-PSD down 20dB



Mode	2																																																																																																																																																					
	Harmonic																																																																																																																																																					
	2400-2483.5_802.11b_CH06_2437MHz																																																																																																																																																					
ANT	1																																																																																																																																																					
Pol.	Horizontal	Vertical																																																																																																																																																				
Peak Avg	<table border="1"> <thead> <tr> <th>Limit</th> <th>Read</th> <th>Ant</th> <th>Cable</th> <th>Preamp</th> <th>Aux</th> <th>APos</th> <th>TPos</th> <th>Remark</th> </tr> <tr> <th>Freq</th> <th>Level</th> <th>Line Margin</th> <th>Level</th> <th>Factor</th> <th>Loss Factor</th> <th>Factor</th> <th></th> <th></th> </tr> <tr> <th>MHz</th> <th>dBuV/m</th> <th>dBuV/m</th> <th>dB</th> <th>dBuV</th> <th>dB/m</th> <th>dB</th> <th>dB</th> <th>cm</th> <th>deg</th> </tr> </thead> <tbody> <tr> <td>1</td> <td>4874.00</td> <td>54.44</td> <td>74.00</td> <td>-19.56</td> <td>75.52</td> <td>33.90</td> <td>10.29</td> <td>65.27</td> <td>0.00</td> <td>250</td> <td>193</td> <td>PEAK</td> </tr> <tr> <td>2</td> <td>4874.00</td> <td>50.68</td> <td>54.00</td> <td>-3.32</td> <td>71.76</td> <td>33.90</td> <td>10.29</td> <td>65.27</td> <td>0.00</td> <td>250</td> <td>193</td> <td>AVERAGE</td> </tr> <tr> <td>3</td> <td>7311.00</td> <td>42.30</td> <td>74.00</td> <td>-31.70</td> <td>60.33</td> <td>35.70</td> <td>12.72</td> <td>66.45</td> <td>0.00</td> <td>--</td> <td>--</td> <td>PEAK</td> </tr> <tr> <td>4</td> <td>9748.50</td> <td>48.55</td> <td>83.42</td> <td>-34.87</td> <td>63.57</td> <td>36.85</td> <td>14.99</td> <td>66.86</td> <td>0.00</td> <td>--</td> <td>--</td> <td>Peak</td> </tr> </tbody> </table>	Limit	Read	Ant	Cable	Preamp	Aux	APos	TPos	Remark	Freq	Level	Line Margin	Level	Factor	Loss Factor	Factor			MHz	dBuV/m	dBuV/m	dB	dBuV	dB/m	dB	dB	cm	deg	1	4874.00	54.44	74.00	-19.56	75.52	33.90	10.29	65.27	0.00	250	193	PEAK	2	4874.00	50.68	54.00	-3.32	71.76	33.90	10.29	65.27	0.00	250	193	AVERAGE	3	7311.00	42.30	74.00	-31.70	60.33	35.70	12.72	66.45	0.00	--	--	PEAK	4	9748.50	48.55	83.42	-34.87	63.57	36.85	14.99	66.86	0.00	--	--	Peak	<table border="1"> <thead> <tr> <th>Limit</th> <th>Read</th> <th>Ant</th> <th>Cable</th> <th>Preamp</th> <th>Aux</th> <th>APos</th> <th>TPos</th> <th>Remark</th> </tr> <tr> <th>Freq</th> <th>Level</th> <th>Line Margin</th> <th>Level</th> <th>Factor</th> <th>Loss Factor</th> <th>Factor</th> <th></th> <th></th> </tr> <tr> <th>MHz</th> <th>dBuV/m</th> <th>dBuV/m</th> <th>dB</th> <th>dBuV</th> <th>dB/m</th> <th>dB</th> <th>dB</th> <th>dB</th> <th>cm</th> <th>deg</th> </tr> </thead> <tbody> <tr> <td>1</td> <td>4875.00</td> <td>46.94</td> <td>74.00</td> <td>-27.06</td> <td>68.02</td> <td>33.90</td> <td>10.29</td> <td>65.27</td> <td>0.00</td> <td>--</td> <td>--</td> <td>Peak</td> </tr> <tr> <td>2</td> <td>7311.00</td> <td>42.42</td> <td>74.00</td> <td>-31.58</td> <td>60.45</td> <td>35.70</td> <td>12.72</td> <td>66.45</td> <td>0.00</td> <td>--</td> <td>--</td> <td>PEAK</td> </tr> <tr> <td>3</td> <td>9748.50</td> <td>54.65</td> <td>84.23</td> <td>-29.58</td> <td>69.67</td> <td>36.85</td> <td>14.99</td> <td>66.86</td> <td>0.00</td> <td>--</td> <td>--</td> <td>Peak</td> </tr> </tbody> </table>	Limit	Read	Ant	Cable	Preamp	Aux	APos	TPos	Remark	Freq	Level	Line Margin	Level	Factor	Loss Factor	Factor			MHz	dBuV/m	dBuV/m	dB	dBuV	dB/m	dB	dB	dB	cm	deg	1	4875.00	46.94	74.00	-27.06	68.02	33.90	10.29	65.27	0.00	--	--	Peak	2	7311.00	42.42	74.00	-31.58	60.45	35.70	12.72	66.45	0.00	--	--	PEAK	3	9748.50	54.65	84.23	-29.58	69.67	36.85	14.99	66.86	0.00	--	--	Peak
Limit	Read	Ant	Cable	Preamp	Aux	APos	TPos	Remark																																																																																																																																														
Freq	Level	Line Margin	Level	Factor	Loss Factor	Factor																																																																																																																																																
MHz	dBuV/m	dBuV/m	dB	dBuV	dB/m	dB	dB	cm	deg																																																																																																																																													
1	4874.00	54.44	74.00	-19.56	75.52	33.90	10.29	65.27	0.00	250	193	PEAK																																																																																																																																										
2	4874.00	50.68	54.00	-3.32	71.76	33.90	10.29	65.27	0.00	250	193	AVERAGE																																																																																																																																										
3	7311.00	42.30	74.00	-31.70	60.33	35.70	12.72	66.45	0.00	--	--	PEAK																																																																																																																																										
4	9748.50	48.55	83.42	-34.87	63.57	36.85	14.99	66.86	0.00	--	--	Peak																																																																																																																																										
Limit	Read	Ant	Cable	Preamp	Aux	APos	TPos	Remark																																																																																																																																														
Freq	Level	Line Margin	Level	Factor	Loss Factor	Factor																																																																																																																																																
MHz	dBuV/m	dBuV/m	dB	dBuV	dB/m	dB	dB	dB	cm	deg																																																																																																																																												
1	4875.00	46.94	74.00	-27.06	68.02	33.90	10.29	65.27	0.00	--	--	Peak																																																																																																																																										
2	7311.00	42.42	74.00	-31.58	60.45	35.70	12.72	66.45	0.00	--	--	PEAK																																																																																																																																										
3	9748.50	54.65	84.23	-29.58	69.67	36.85	14.99	66.86	0.00	--	--	Peak																																																																																																																																										

Note: The non-restricted frequency which limit is 100kHz-PSD down 20dB



Mode	3																																																																															
	Band Edge																																																																															
	2400-2483.5_802.11b_CH11_2462MHz																																																																															
ANT	1																																																																															
Pol.	Horizontal	Fundamental																																																																														
Peak	 <table border="1" data-bbox="263 1176 774 1310"> <thead> <tr> <th>Limit</th> <th>Read</th> <th>Ant</th> <th>Cable</th> <th>Preamp</th> <th>Aux</th> <th>APos</th> <th>TPos</th> <th>Remark</th> </tr> <tr> <th>Freq</th> <th>Level</th> <th>Line Margin</th> <th>Level Factor</th> <th>Loss Factor</th> <th>Factor</th> <th>Factor</th> <th>Factor</th> <th></th> </tr> <tr> <th>MHz</th> <th>dBuV/m</th> <th>dBuV/m</th> <th>dB</th> <th>dBuV</th> <th>dB/m</th> <th>dB</th> <th>dB</th> <th>dB</th> </tr> </thead> <tbody> <tr> <td>1</td> <td>2487.94</td> <td>58.62</td> <td>74.00</td> <td>-15.38</td> <td>49.80</td> <td>32.54</td> <td>7.26</td> <td>36.98</td> <td>6.00</td> <td>248</td> <td>0 PEAK</td> </tr> </tbody> </table>	Limit	Read	Ant	Cable	Preamp	Aux	APos	TPos	Remark	Freq	Level	Line Margin	Level Factor	Loss Factor	Factor	Factor	Factor		MHz	dBuV/m	dBuV/m	dB	dBuV	dB/m	dB	dB	dB	1	2487.94	58.62	74.00	-15.38	49.80	32.54	7.26	36.98	6.00	248	0 PEAK	 <table border="1" data-bbox="901 1176 1412 1310"> <thead> <tr> <th>Limit</th> <th>Read</th> <th>Ant</th> <th>Cable</th> <th>Preamp</th> <th>Aux</th> <th>APos</th> <th>TPos</th> <th>Remark</th> </tr> <tr> <th>Freq</th> <th>Level</th> <th>Line Margin</th> <th>Level Factor</th> <th>Loss Factor</th> <th>Factor</th> <th>Factor</th> <th>Factor</th> <th></th> </tr> <tr> <th>MHz</th> <th>dBuV/m</th> <th>dBuV/m</th> <th>dB</th> <th>dBuV</th> <th>dB/m</th> <th>dB</th> <th>dB</th> <th>dB</th> </tr> </thead> <tbody> <tr> <td>1</td> <td>2462.00</td> <td>113.22</td> <td>-----</td> <td>-----</td> <td>104.55</td> <td>32.41</td> <td>7.22</td> <td>36.96</td> <td>6.00</td> <td>248</td> <td>0 PEAK</td> </tr> </tbody> </table>	Limit	Read	Ant	Cable	Preamp	Aux	APos	TPos	Remark	Freq	Level	Line Margin	Level Factor	Loss Factor	Factor	Factor	Factor		MHz	dBuV/m	dBuV/m	dB	dBuV	dB/m	dB	dB	dB	1	2462.00	113.22	-----	-----	104.55	32.41	7.22	36.96	6.00	248	0 PEAK
	Limit	Read	Ant	Cable	Preamp	Aux	APos	TPos	Remark																																																																							
Freq	Level	Line Margin	Level Factor	Loss Factor	Factor	Factor	Factor																																																																									
MHz	dBuV/m	dBuV/m	dB	dBuV	dB/m	dB	dB	dB																																																																								
1	2487.94	58.62	74.00	-15.38	49.80	32.54	7.26	36.98	6.00	248	0 PEAK																																																																					
Limit	Read	Ant	Cable	Preamp	Aux	APos	TPos	Remark																																																																								
Freq	Level	Line Margin	Level Factor	Loss Factor	Factor	Factor	Factor																																																																									
MHz	dBuV/m	dBuV/m	dB	dBuV	dB/m	dB	dB	dB																																																																								
1	2462.00	113.22	-----	-----	104.55	32.41	7.22	36.96	6.00	248	0 PEAK																																																																					
Avg	 <table border="1" data-bbox="263 1859 774 1993"> <thead> <tr> <th>Limit</th> <th>Read</th> <th>Ant</th> <th>Cable</th> <th>Preamp</th> <th>Aux</th> <th>APos</th> <th>TPos</th> <th>Remark</th> </tr> <tr> <th>Freq</th> <th>Level</th> <th>Line Margin</th> <th>Level Factor</th> <th>Loss Factor</th> <th>Factor</th> <th>Factor</th> <th>Factor</th> <th></th> </tr> <tr> <th>MHz</th> <th>dBuV/m</th> <th>dBuV/m</th> <th>dB</th> <th>dBuV</th> <th>dB/m</th> <th>dB</th> <th>dB</th> <th>dB</th> </tr> </thead> <tbody> <tr> <td>1</td> <td>2487.76</td> <td>47.95</td> <td>54.00</td> <td>-6.05</td> <td>39.13</td> <td>32.54</td> <td>7.26</td> <td>36.98</td> <td>6.00</td> <td>248</td> <td>0 AVERAGE</td> </tr> </tbody> </table>	Limit	Read	Ant	Cable	Preamp	Aux	APos	TPos	Remark	Freq	Level	Line Margin	Level Factor	Loss Factor	Factor	Factor	Factor		MHz	dBuV/m	dBuV/m	dB	dBuV	dB/m	dB	dB	dB	1	2487.76	47.95	54.00	-6.05	39.13	32.54	7.26	36.98	6.00	248	0 AVERAGE	 <table border="1" data-bbox="901 1859 1412 1993"> <thead> <tr> <th>Limit</th> <th>Read</th> <th>Ant</th> <th>Cable</th> <th>Preamp</th> <th>Aux</th> <th>APos</th> <th>TPos</th> <th>Remark</th> </tr> <tr> <th>Freq</th> <th>Level</th> <th>Line Margin</th> <th>Level Factor</th> <th>Loss Factor</th> <th>Factor</th> <th>Factor</th> <th>Factor</th> <th></th> </tr> <tr> <th>MHz</th> <th>dBuV/m</th> <th>dBuV/m</th> <th>dB</th> <th>dBuV</th> <th>dB/m</th> <th>dB</th> <th>dB</th> <th>dB</th> </tr> </thead> <tbody> <tr> <td>1</td> <td>2462.00</td> <td>104.25</td> <td>-----</td> <td>-----</td> <td>95.58</td> <td>32.41</td> <td>7.22</td> <td>36.96</td> <td>6.00</td> <td>248</td> <td>0 AVERAGE</td> </tr> </tbody> </table>	Limit	Read	Ant	Cable	Preamp	Aux	APos	TPos	Remark	Freq	Level	Line Margin	Level Factor	Loss Factor	Factor	Factor	Factor		MHz	dBuV/m	dBuV/m	dB	dBuV	dB/m	dB	dB	dB	1	2462.00	104.25	-----	-----	95.58	32.41	7.22	36.96	6.00	248	0 AVERAGE
Limit	Read	Ant	Cable	Preamp	Aux	APos	TPos	Remark																																																																								
Freq	Level	Line Margin	Level Factor	Loss Factor	Factor	Factor	Factor																																																																									
MHz	dBuV/m	dBuV/m	dB	dBuV	dB/m	dB	dB	dB																																																																								
1	2487.76	47.95	54.00	-6.05	39.13	32.54	7.26	36.98	6.00	248	0 AVERAGE																																																																					
Limit	Read	Ant	Cable	Preamp	Aux	APos	TPos	Remark																																																																								
Freq	Level	Line Margin	Level Factor	Loss Factor	Factor	Factor	Factor																																																																									
MHz	dBuV/m	dBuV/m	dB	dBuV	dB/m	dB	dB	dB																																																																								
1	2462.00	104.25	-----	-----	95.58	32.41	7.22	36.96	6.00	248	0 AVERAGE																																																																					



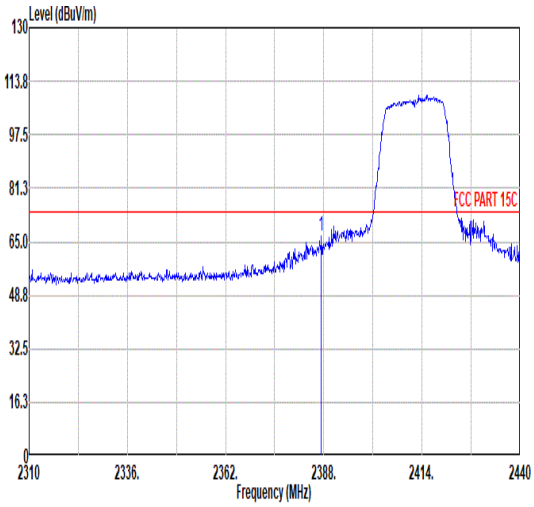
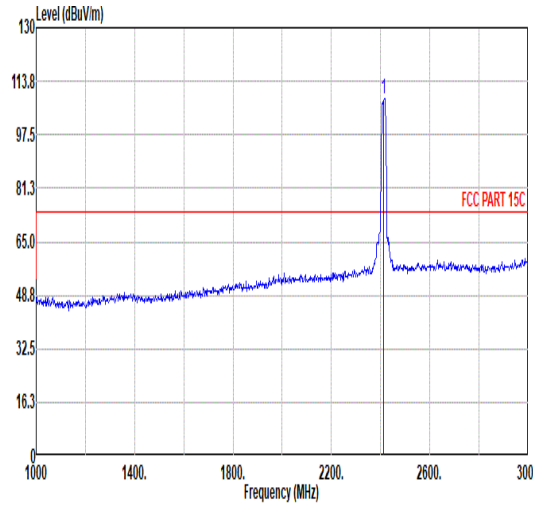
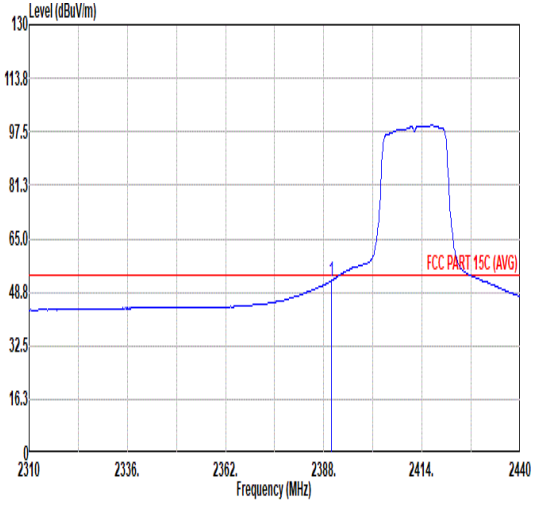
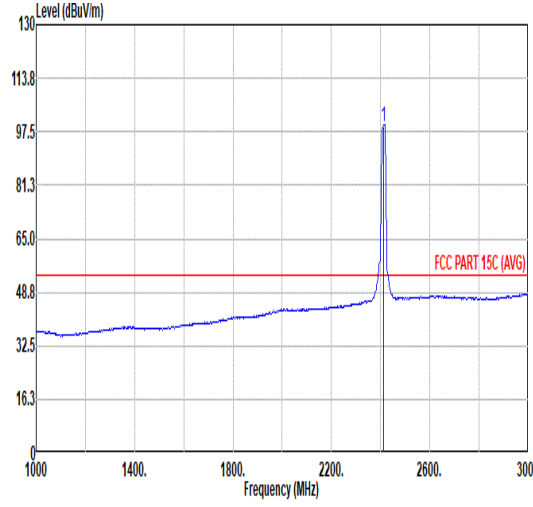


Mode	3																																																																																			
	Band Edge																																																																																			
	2400-2483.5_802.11b_CH11_2462MHz																																																																																			
ANT	1																																																																																			
Pol.	Vertical	Fundamental																																																																																		
Peak	<table border="1"> <thead> <tr> <th>Limit</th> <th>Read</th> <th>Ant</th> <th>Cable</th> <th>Preamp</th> <th>Aux</th> <th>APos</th> <th>TPos</th> <th>Remark</th> </tr> <tr> <th>Freq</th> <th>Level</th> <th>Line Margin</th> <th>Level Factor</th> <th>Loss Factor</th> <th>Factor</th> <th>Factor</th> <th>Factor</th> <th></th> </tr> <tr> <th>MHz</th> <th>dBuV/m</th> <th>dBuV/m</th> <th>dB</th> <th>dBuV</th> <th>dB/m</th> <th>dB</th> <th>dB</th> <th>cm</th> <th>deg</th> </tr> </thead> <tbody> <tr> <td>1</td> <td>2488.24</td> <td>59.49</td> <td>74.00</td> <td>-14.51</td> <td>50.67</td> <td>32.54</td> <td>7.26</td> <td>36.98</td> <td>6.00</td> <td>100</td> <td>116</td> <td>PEAK</td> </tr> </tbody> </table>	Limit	Read	Ant	Cable	Preamp	Aux	APos	TPos	Remark	Freq	Level	Line Margin	Level Factor	Loss Factor	Factor	Factor	Factor		MHz	dBuV/m	dBuV/m	dB	dBuV	dB/m	dB	dB	cm	deg	1	2488.24	59.49	74.00	-14.51	50.67	32.54	7.26	36.98	6.00	100	116	PEAK	<table border="1"> <thead> <tr> <th>Limit</th> <th>Read</th> <th>Ant</th> <th>Cable</th> <th>Preamp</th> <th>Aux</th> <th>APos</th> <th>TPos</th> <th>Remark</th> </tr> <tr> <th>Freq</th> <th>Level</th> <th>Line Margin</th> <th>Level Factor</th> <th>Loss Factor</th> <th>Factor</th> <th>Factor</th> <th>Factor</th> <th></th> </tr> <tr> <th>MHz</th> <th>dBuV/m</th> <th>dBuV/m</th> <th>dB</th> <th>dBuV</th> <th>dB/m</th> <th>dB</th> <th>dB</th> <th>cm</th> <th>deg</th> </tr> </thead> <tbody> <tr> <td>1</td> <td>2462.00</td> <td>114.39</td> <td>-----</td> <td>-----</td> <td>105.72</td> <td>32.41</td> <td>7.22</td> <td>36.96</td> <td>6.00</td> <td>100</td> <td>116</td> <td>PEAK</td> </tr> </tbody> </table>	Limit	Read	Ant	Cable	Preamp	Aux	APos	TPos	Remark	Freq	Level	Line Margin	Level Factor	Loss Factor	Factor	Factor	Factor		MHz	dBuV/m	dBuV/m	dB	dBuV	dB/m	dB	dB	cm	deg	1	2462.00	114.39	-----	-----	105.72	32.41	7.22	36.96	6.00	100	116	PEAK
	Limit	Read	Ant	Cable	Preamp	Aux	APos	TPos	Remark																																																																											
Freq	Level	Line Margin	Level Factor	Loss Factor	Factor	Factor	Factor																																																																													
MHz	dBuV/m	dBuV/m	dB	dBuV	dB/m	dB	dB	cm	deg																																																																											
1	2488.24	59.49	74.00	-14.51	50.67	32.54	7.26	36.98	6.00	100	116	PEAK																																																																								
Limit	Read	Ant	Cable	Preamp	Aux	APos	TPos	Remark																																																																												
Freq	Level	Line Margin	Level Factor	Loss Factor	Factor	Factor	Factor																																																																													
MHz	dBuV/m	dBuV/m	dB	dBuV	dB/m	dB	dB	cm	deg																																																																											
1	2462.00	114.39	-----	-----	105.72	32.41	7.22	36.96	6.00	100	116	PEAK																																																																								
Avg	<table border="1"> <thead> <tr> <th>Limit</th> <th>Read</th> <th>Ant</th> <th>Cable</th> <th>Preamp</th> <th>Aux</th> <th>APos</th> <th>TPos</th> <th>Remark</th> </tr> <tr> <th>Freq</th> <th>Level</th> <th>Line Margin</th> <th>Level Factor</th> <th>Loss Factor</th> <th>Factor</th> <th>Factor</th> <th>Factor</th> <th></th> </tr> <tr> <th>MHz</th> <th>dBuV/m</th> <th>dBuV/m</th> <th>dB</th> <th>dBuV</th> <th>dB/m</th> <th>dB</th> <th>dB</th> <th>cm</th> <th>deg</th> </tr> </thead> <tbody> <tr> <td>1</td> <td>2487.88</td> <td>48.91</td> <td>54.00</td> <td>-5.09</td> <td>40.09</td> <td>32.54</td> <td>7.26</td> <td>36.98</td> <td>6.00</td> <td>100</td> <td>116</td> <td>AVERAGE</td> </tr> </tbody> </table>	Limit	Read	Ant	Cable	Preamp	Aux	APos	TPos	Remark	Freq	Level	Line Margin	Level Factor	Loss Factor	Factor	Factor	Factor		MHz	dBuV/m	dBuV/m	dB	dBuV	dB/m	dB	dB	cm	deg	1	2487.88	48.91	54.00	-5.09	40.09	32.54	7.26	36.98	6.00	100	116	AVERAGE	<table border="1"> <thead> <tr> <th>Limit</th> <th>Read</th> <th>Ant</th> <th>Cable</th> <th>Preamp</th> <th>Aux</th> <th>APos</th> <th>TPos</th> <th>Remark</th> </tr> <tr> <th>Freq</th> <th>Level</th> <th>Line Margin</th> <th>Level Factor</th> <th>Loss Factor</th> <th>Factor</th> <th>Factor</th> <th>Factor</th> <th></th> </tr> <tr> <th>MHz</th> <th>dBuV/m</th> <th>dBuV/m</th> <th>dB</th> <th>dBuV</th> <th>dB/m</th> <th>dB</th> <th>dB</th> <th>cm</th> <th>deg</th> </tr> </thead> <tbody> <tr> <td>1</td> <td>2462.00</td> <td>105.19</td> <td>-----</td> <td>-----</td> <td>96.52</td> <td>32.41</td> <td>7.22</td> <td>36.96</td> <td>6.00</td> <td>100</td> <td>116</td> <td>AVERAGE</td> </tr> </tbody> </table>	Limit	Read	Ant	Cable	Preamp	Aux	APos	TPos	Remark	Freq	Level	Line Margin	Level Factor	Loss Factor	Factor	Factor	Factor		MHz	dBuV/m	dBuV/m	dB	dBuV	dB/m	dB	dB	cm	deg	1	2462.00	105.19	-----	-----	96.52	32.41	7.22	36.96	6.00	100	116	AVERAGE
Limit	Read	Ant	Cable	Preamp	Aux	APos	TPos	Remark																																																																												
Freq	Level	Line Margin	Level Factor	Loss Factor	Factor	Factor	Factor																																																																													
MHz	dBuV/m	dBuV/m	dB	dBuV	dB/m	dB	dB	cm	deg																																																																											
1	2487.88	48.91	54.00	-5.09	40.09	32.54	7.26	36.98	6.00	100	116	AVERAGE																																																																								
Limit	Read	Ant	Cable	Preamp	Aux	APos	TPos	Remark																																																																												
Freq	Level	Line Margin	Level Factor	Loss Factor	Factor	Factor	Factor																																																																													
MHz	dBuV/m	dBuV/m	dB	dBuV	dB/m	dB	dB	cm	deg																																																																											
1	2462.00	105.19	-----	-----	96.52	32.41	7.22	36.96	6.00	100	116	AVERAGE																																																																								

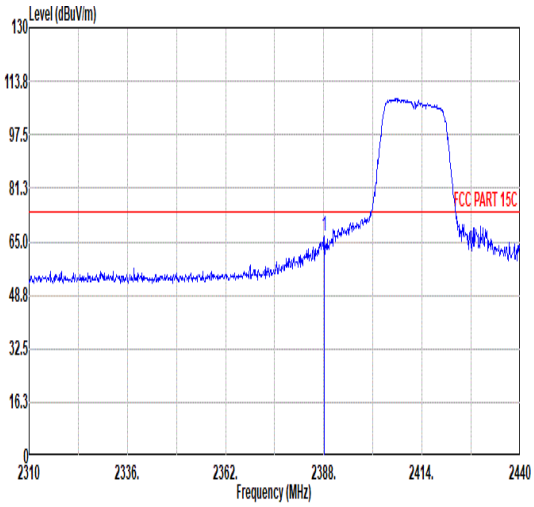
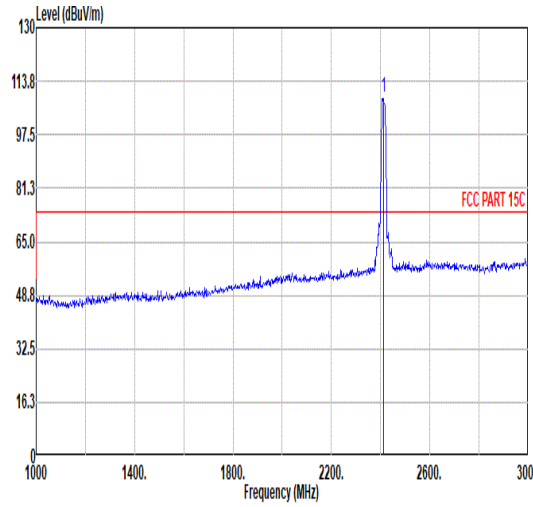
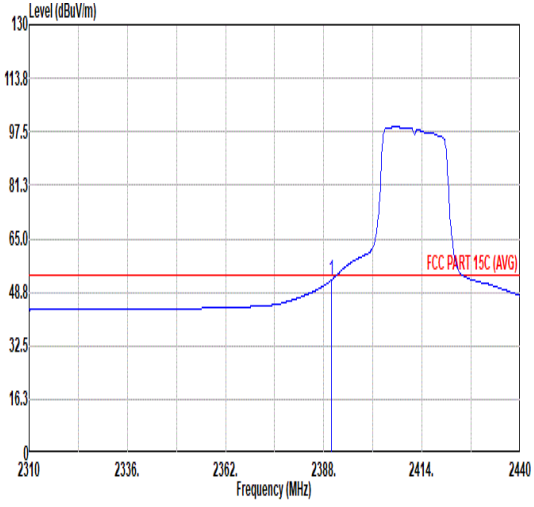
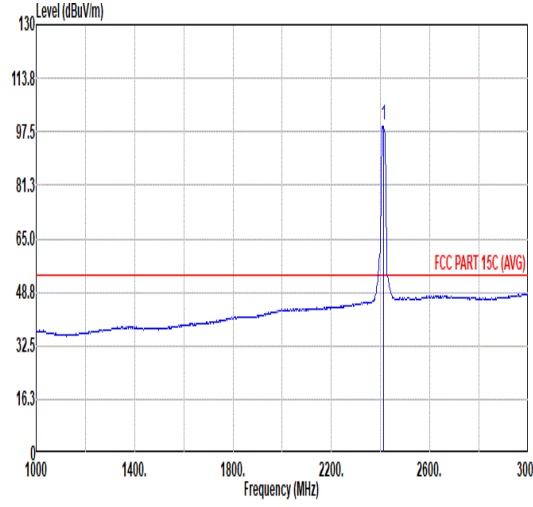


Mode	3																																																																																																																																						
	Harmonic																																																																																																																																						
	2400-2483.5_802.11b_CH11_2462MHz																																																																																																																																						
ANT	1																																																																																																																																						
Pol.	Horizontal	Vertical																																																																																																																																					
Peak Avg																																																																																																																																							
	<table border="1"> <thead> <tr> <th>Limit</th> <th>Read</th> <th>Ant</th> <th>Cable</th> <th>Preamp</th> <th>Aux</th> <th>APos</th> <th>TPos</th> <th>Remark</th> </tr> <tr> <th>Freq</th> <th>Level</th> <th>Line Margin</th> <th>Level</th> <th>Factor</th> <th>Loss Factor</th> <th>Factor</th> <th></th> <th></th> </tr> <tr> <th>MHz</th> <th>dBuV/m</th> <th>dBuV/m</th> <th>dB</th> <th>dBuV</th> <th>dB/m</th> <th>dB</th> <th>dB</th> <th>cm</th> <th>deg</th> </tr> </thead> <tbody> <tr> <td>1</td> <td>4924.00</td> <td>54.73</td> <td>74.00</td> <td>-19.27</td> <td>75.72</td> <td>33.95</td> <td>10.35</td> <td>65.29</td> <td>0.00</td> <td>141</td> <td>191</td> <td>PEAK</td> </tr> <tr> <td>2</td> <td>4924.00</td> <td>50.84</td> <td>54.00</td> <td>-3.16</td> <td>71.83</td> <td>33.95</td> <td>10.35</td> <td>65.29</td> <td>0.00</td> <td>141</td> <td>191</td> <td>AVERAGE</td> </tr> <tr> <td>3</td> <td>7386.00</td> <td>41.36</td> <td>74.00</td> <td>-32.64</td> <td>59.59</td> <td>35.70</td> <td>12.73</td> <td>66.66</td> <td>0.00</td> <td>--</td> <td>--</td> <td>PEAK</td> </tr> </tbody> </table>	Limit	Read	Ant	Cable	Preamp	Aux	APos	TPos	Remark	Freq	Level	Line Margin	Level	Factor	Loss Factor	Factor			MHz	dBuV/m	dBuV/m	dB	dBuV	dB/m	dB	dB	cm	deg	1	4924.00	54.73	74.00	-19.27	75.72	33.95	10.35	65.29	0.00	141	191	PEAK	2	4924.00	50.84	54.00	-3.16	71.83	33.95	10.35	65.29	0.00	141	191	AVERAGE	3	7386.00	41.36	74.00	-32.64	59.59	35.70	12.73	66.66	0.00	--	--	PEAK	<table border="1"> <thead> <tr> <th>Limit</th> <th>Read</th> <th>Ant</th> <th>Cable</th> <th>Preamp</th> <th>Aux</th> <th>APos</th> <th>TPos</th> <th>Remark</th> </tr> <tr> <th>Freq</th> <th>Level</th> <th>Line Margin</th> <th>Level</th> <th>Factor</th> <th>Loss Factor</th> <th>Factor</th> <th></th> <th></th> </tr> <tr> <th>MHz</th> <th>dBuV/m</th> <th>dBuV/m</th> <th>dB</th> <th>dBuV</th> <th>dB/m</th> <th>dB</th> <th>dB</th> <th>cm</th> <th>deg</th> </tr> </thead> <tbody> <tr> <td>1</td> <td>4924.50</td> <td>45.12</td> <td>74.00</td> <td>-28.88</td> <td>66.11</td> <td>33.95</td> <td>10.35</td> <td>65.29</td> <td>0.00</td> <td>--</td> <td>--</td> <td>Peak</td> </tr> <tr> <td>2</td> <td>7386.00</td> <td>42.78</td> <td>74.00</td> <td>-31.22</td> <td>61.01</td> <td>35.70</td> <td>12.73</td> <td>66.66</td> <td>0.00</td> <td>--</td> <td>--</td> <td>PEAK</td> </tr> <tr> <td>3</td> <td>9847.50</td> <td>52.07</td> <td>82.48</td> <td>-30.41</td> <td>66.92</td> <td>36.99</td> <td>15.04</td> <td>66.88</td> <td>0.00</td> <td>--</td> <td>--</td> <td>Peak</td> </tr> </tbody> </table>	Limit	Read	Ant	Cable	Preamp	Aux	APos	TPos	Remark	Freq	Level	Line Margin	Level	Factor	Loss Factor	Factor			MHz	dBuV/m	dBuV/m	dB	dBuV	dB/m	dB	dB	cm	deg	1	4924.50	45.12	74.00	-28.88	66.11	33.95	10.35	65.29	0.00	--	--	Peak	2	7386.00	42.78	74.00	-31.22	61.01	35.70	12.73	66.66	0.00	--	--	PEAK	3	9847.50	52.07	82.48	-30.41	66.92	36.99	15.04	66.88	0.00	--	--
Limit	Read	Ant	Cable	Preamp	Aux	APos	TPos	Remark																																																																																																																															
Freq	Level	Line Margin	Level	Factor	Loss Factor	Factor																																																																																																																																	
MHz	dBuV/m	dBuV/m	dB	dBuV	dB/m	dB	dB	cm	deg																																																																																																																														
1	4924.00	54.73	74.00	-19.27	75.72	33.95	10.35	65.29	0.00	141	191	PEAK																																																																																																																											
2	4924.00	50.84	54.00	-3.16	71.83	33.95	10.35	65.29	0.00	141	191	AVERAGE																																																																																																																											
3	7386.00	41.36	74.00	-32.64	59.59	35.70	12.73	66.66	0.00	--	--	PEAK																																																																																																																											
Limit	Read	Ant	Cable	Preamp	Aux	APos	TPos	Remark																																																																																																																															
Freq	Level	Line Margin	Level	Factor	Loss Factor	Factor																																																																																																																																	
MHz	dBuV/m	dBuV/m	dB	dBuV	dB/m	dB	dB	cm	deg																																																																																																																														
1	4924.50	45.12	74.00	-28.88	66.11	33.95	10.35	65.29	0.00	--	--	Peak																																																																																																																											
2	7386.00	42.78	74.00	-31.22	61.01	35.70	12.73	66.66	0.00	--	--	PEAK																																																																																																																											
3	9847.50	52.07	82.48	-30.41	66.92	36.99	15.04	66.88	0.00	--	--	Peak																																																																																																																											



Mode	4																																																																																			
	Band Edge																																																																																			
	2400-2483.5_802.11g_CH01_2412MHz																																																																																			
ANT	1																																																																																			
Pol.	Horizontal	Fundamental																																																																																		
Peak	 <table border="1" data-bbox="263 1176 774 1310"> <thead> <tr> <th>Limit</th> <th>Read</th> <th>Ant</th> <th>Cable</th> <th>Preamp</th> <th>Aux</th> <th>APos</th> <th>TPos</th> <th>Remark</th> </tr> <tr> <th>Freq</th> <th>Level</th> <th>Line Margin</th> <th>Level Factor</th> <th>Loss Factor</th> <th>Factor</th> <th></th> <th></th> <th></th> </tr> <tr> <th>MHz</th> <th>dBuV/m</th> <th>dBuV/m</th> <th>dB</th> <th>dBuV</th> <th>dB/m</th> <th>dB</th> <th>dB</th> <th>cm</th> <th>deg</th> </tr> </thead> <tbody> <tr> <td>1</td> <td>2387.35</td> <td>66.89</td> <td>74.00</td> <td>-7.11</td> <td>58.56</td> <td>32.06</td> <td>7.10</td> <td>36.83</td> <td>6.00</td> <td>126</td> <td>360</td> <td>PEAK</td> </tr> </tbody> </table>	Limit	Read	Ant	Cable	Preamp	Aux	APos	TPos	Remark	Freq	Level	Line Margin	Level Factor	Loss Factor	Factor				MHz	dBuV/m	dBuV/m	dB	dBuV	dB/m	dB	dB	cm	deg	1	2387.35	66.89	74.00	-7.11	58.56	32.06	7.10	36.83	6.00	126	360	PEAK	 <table border="1" data-bbox="901 1176 1412 1310"> <thead> <tr> <th>Limit</th> <th>Read</th> <th>Ant</th> <th>Cable</th> <th>Preamp</th> <th>Aux</th> <th>APos</th> <th>TPos</th> <th>Remark</th> </tr> <tr> <th>Freq</th> <th>Level</th> <th>Line Margin</th> <th>Level Factor</th> <th>Loss Factor</th> <th>Factor</th> <th></th> <th></th> <th></th> </tr> <tr> <th>MHz</th> <th>dBuV/m</th> <th>dBuV/m</th> <th>dB</th> <th>dBuV</th> <th>dB/m</th> <th>dB</th> <th>dB</th> <th>cm</th> <th>deg</th> </tr> </thead> <tbody> <tr> <td>1</td> <td>2412.00</td> <td>108.18</td> <td>-----</td> <td>-----</td> <td>99.73</td> <td>32.16</td> <td>7.14</td> <td>36.85</td> <td>6.00</td> <td>126</td> <td>360</td> <td>PEAK</td> </tr> </tbody> </table>	Limit	Read	Ant	Cable	Preamp	Aux	APos	TPos	Remark	Freq	Level	Line Margin	Level Factor	Loss Factor	Factor				MHz	dBuV/m	dBuV/m	dB	dBuV	dB/m	dB	dB	cm	deg	1	2412.00	108.18	-----	-----	99.73	32.16	7.14	36.85	6.00	126	360	PEAK
	Limit	Read	Ant	Cable	Preamp	Aux	APos	TPos	Remark																																																																											
Freq	Level	Line Margin	Level Factor	Loss Factor	Factor																																																																															
MHz	dBuV/m	dBuV/m	dB	dBuV	dB/m	dB	dB	cm	deg																																																																											
1	2387.35	66.89	74.00	-7.11	58.56	32.06	7.10	36.83	6.00	126	360	PEAK																																																																								
Limit	Read	Ant	Cable	Preamp	Aux	APos	TPos	Remark																																																																												
Freq	Level	Line Margin	Level Factor	Loss Factor	Factor																																																																															
MHz	dBuV/m	dBuV/m	dB	dBuV	dB/m	dB	dB	cm	deg																																																																											
1	2412.00	108.18	-----	-----	99.73	32.16	7.14	36.85	6.00	126	360	PEAK																																																																								
Avg	 <table border="1" data-bbox="263 1859 774 1993"> <thead> <tr> <th>Limit</th> <th>Read</th> <th>Ant</th> <th>Cable</th> <th>Preamp</th> <th>Aux</th> <th>APos</th> <th>TPos</th> <th>Remark</th> </tr> <tr> <th>Freq</th> <th>Level</th> <th>Line Margin</th> <th>Level Factor</th> <th>Loss Factor</th> <th>Factor</th> <th></th> <th></th> <th></th> </tr> <tr> <th>MHz</th> <th>dBuV/m</th> <th>dBuV/m</th> <th>dB</th> <th>dBuV</th> <th>dB/m</th> <th>dB</th> <th>dB</th> <th>cm</th> <th>deg</th> </tr> </thead> <tbody> <tr> <td>1</td> <td>2389.95</td> <td>52.21</td> <td>54.00</td> <td>-1.79</td> <td>43.86</td> <td>32.07</td> <td>7.11</td> <td>36.83</td> <td>6.00</td> <td>126</td> <td>360</td> <td>AVERAGE</td> </tr> </tbody> </table>	Limit	Read	Ant	Cable	Preamp	Aux	APos	TPos	Remark	Freq	Level	Line Margin	Level Factor	Loss Factor	Factor				MHz	dBuV/m	dBuV/m	dB	dBuV	dB/m	dB	dB	cm	deg	1	2389.95	52.21	54.00	-1.79	43.86	32.07	7.11	36.83	6.00	126	360	AVERAGE	 <table border="1" data-bbox="901 1859 1412 1993"> <thead> <tr> <th>Limit</th> <th>Read</th> <th>Ant</th> <th>Cable</th> <th>Preamp</th> <th>Aux</th> <th>APos</th> <th>TPos</th> <th>Remark</th> </tr> <tr> <th>Freq</th> <th>Level</th> <th>Line Margin</th> <th>Level Factor</th> <th>Loss Factor</th> <th>Factor</th> <th></th> <th></th> <th></th> </tr> <tr> <th>MHz</th> <th>dBuV/m</th> <th>dBuV/m</th> <th>dB</th> <th>dBuV</th> <th>dB/m</th> <th>dB</th> <th>dB</th> <th>cm</th> <th>deg</th> </tr> </thead> <tbody> <tr> <td>1</td> <td>2412.00</td> <td>99.10</td> <td>-----</td> <td>-----</td> <td>90.65</td> <td>32.16</td> <td>7.14</td> <td>36.85</td> <td>6.00</td> <td>126</td> <td>360</td> <td>AVERAGE</td> </tr> </tbody> </table>	Limit	Read	Ant	Cable	Preamp	Aux	APos	TPos	Remark	Freq	Level	Line Margin	Level Factor	Loss Factor	Factor				MHz	dBuV/m	dBuV/m	dB	dBuV	dB/m	dB	dB	cm	deg	1	2412.00	99.10	-----	-----	90.65	32.16	7.14	36.85	6.00	126	360	AVERAGE
Limit	Read	Ant	Cable	Preamp	Aux	APos	TPos	Remark																																																																												
Freq	Level	Line Margin	Level Factor	Loss Factor	Factor																																																																															
MHz	dBuV/m	dBuV/m	dB	dBuV	dB/m	dB	dB	cm	deg																																																																											
1	2389.95	52.21	54.00	-1.79	43.86	32.07	7.11	36.83	6.00	126	360	AVERAGE																																																																								
Limit	Read	Ant	Cable	Preamp	Aux	APos	TPos	Remark																																																																												
Freq	Level	Line Margin	Level Factor	Loss Factor	Factor																																																																															
MHz	dBuV/m	dBuV/m	dB	dBuV	dB/m	dB	dB	cm	deg																																																																											
1	2412.00	99.10	-----	-----	90.65	32.16	7.14	36.85	6.00	126	360	AVERAGE																																																																								



Mode	4																																																																																			
	Band Edge																																																																																			
	2400-2483.5_802.11g_CH01_2412MHz																																																																																			
ANT	1																																																																																			
Pol.	Vertical	Fundamental																																																																																		
Peak	 <table border="1" data-bbox="263 1176 774 1310"> <thead> <tr> <th>Limit</th> <th>Read</th> <th>Ant</th> <th>Cable</th> <th>Preamp</th> <th>Aux</th> <th>APos</th> <th>TPos</th> <th>Remark</th> </tr> <tr> <th>Freq</th> <th>Level</th> <th>Line Margin</th> <th>Level Factor</th> <th>Loss Factor</th> <th>Factor</th> <th></th> <th></th> <th></th> </tr> <tr> <th>MHz</th> <th>dBuV/m</th> <th>dBuV/m</th> <th>dB</th> <th>dBuV</th> <th>dB/m</th> <th>dB</th> <th>dB</th> <th>cm</th> <th>deg</th> </tr> </thead> <tbody> <tr> <td>1</td> <td>2388.13</td> <td>66.92</td> <td>74.00</td> <td>-7.08</td> <td>58.59</td> <td>32.06</td> <td>7.10</td> <td>36.83</td> <td>6.00</td> <td>129</td> <td>48</td> <td>PEAK</td> </tr> </tbody> </table>	Limit	Read	Ant	Cable	Preamp	Aux	APos	TPos	Remark	Freq	Level	Line Margin	Level Factor	Loss Factor	Factor				MHz	dBuV/m	dBuV/m	dB	dBuV	dB/m	dB	dB	cm	deg	1	2388.13	66.92	74.00	-7.08	58.59	32.06	7.10	36.83	6.00	129	48	PEAK	 <table border="1" data-bbox="901 1176 1412 1310"> <thead> <tr> <th>Limit</th> <th>Read</th> <th>Ant</th> <th>Cable</th> <th>Preamp</th> <th>Aux</th> <th>APos</th> <th>TPos</th> <th>Remark</th> </tr> <tr> <th>Freq</th> <th>Level</th> <th>Line Margin</th> <th>Level Factor</th> <th>Loss Factor</th> <th>Factor</th> <th></th> <th></th> <th></th> </tr> <tr> <th>MHz</th> <th>dBuV/m</th> <th>dBuV/m</th> <th>dB</th> <th>dBuV</th> <th>dB/m</th> <th>dB</th> <th>dB</th> <th>cm</th> <th>deg</th> </tr> </thead> <tbody> <tr> <td>1</td> <td>2412.00</td> <td>108.71</td> <td>-----</td> <td>-----</td> <td>100.26</td> <td>32.16</td> <td>7.14</td> <td>36.85</td> <td>6.00</td> <td>129</td> <td>48</td> <td>PEAK</td> </tr> </tbody> </table>	Limit	Read	Ant	Cable	Preamp	Aux	APos	TPos	Remark	Freq	Level	Line Margin	Level Factor	Loss Factor	Factor				MHz	dBuV/m	dBuV/m	dB	dBuV	dB/m	dB	dB	cm	deg	1	2412.00	108.71	-----	-----	100.26	32.16	7.14	36.85	6.00	129	48	PEAK
	Limit	Read	Ant	Cable	Preamp	Aux	APos	TPos	Remark																																																																											
Freq	Level	Line Margin	Level Factor	Loss Factor	Factor																																																																															
MHz	dBuV/m	dBuV/m	dB	dBuV	dB/m	dB	dB	cm	deg																																																																											
1	2388.13	66.92	74.00	-7.08	58.59	32.06	7.10	36.83	6.00	129	48	PEAK																																																																								
Limit	Read	Ant	Cable	Preamp	Aux	APos	TPos	Remark																																																																												
Freq	Level	Line Margin	Level Factor	Loss Factor	Factor																																																																															
MHz	dBuV/m	dBuV/m	dB	dBuV	dB/m	dB	dB	cm	deg																																																																											
1	2412.00	108.71	-----	-----	100.26	32.16	7.14	36.85	6.00	129	48	PEAK																																																																								
Avg	 <table border="1" data-bbox="263 1859 774 1993"> <thead> <tr> <th>Limit</th> <th>Read</th> <th>Ant</th> <th>Cable</th> <th>Preamp</th> <th>Aux</th> <th>APos</th> <th>TPos</th> <th>Remark</th> </tr> <tr> <th>Freq</th> <th>Level</th> <th>Line Margin</th> <th>Level Factor</th> <th>Loss Factor</th> <th>Factor</th> <th></th> <th></th> <th></th> </tr> <tr> <th>MHz</th> <th>dBuV/m</th> <th>dBuV/m</th> <th>dB</th> <th>dBuV</th> <th>dB/m</th> <th>dB</th> <th>dB</th> <th>cm</th> <th>deg</th> </tr> </thead> <tbody> <tr> <td>1</td> <td>2389.95</td> <td>52.42</td> <td>54.00</td> <td>-1.58</td> <td>44.07</td> <td>32.07</td> <td>7.11</td> <td>36.83</td> <td>6.00</td> <td>129</td> <td>48</td> <td>AVERAGE</td> </tr> </tbody> </table>	Limit	Read	Ant	Cable	Preamp	Aux	APos	TPos	Remark	Freq	Level	Line Margin	Level Factor	Loss Factor	Factor				MHz	dBuV/m	dBuV/m	dB	dBuV	dB/m	dB	dB	cm	deg	1	2389.95	52.42	54.00	-1.58	44.07	32.07	7.11	36.83	6.00	129	48	AVERAGE	 <table border="1" data-bbox="901 1859 1412 1993"> <thead> <tr> <th>Limit</th> <th>Read</th> <th>Ant</th> <th>Cable</th> <th>Preamp</th> <th>Aux</th> <th>APos</th> <th>TPos</th> <th>Remark</th> </tr> <tr> <th>Freq</th> <th>Level</th> <th>Line Margin</th> <th>Level Factor</th> <th>Loss Factor</th> <th>Factor</th> <th></th> <th></th> <th></th> </tr> <tr> <th>MHz</th> <th>dBuV/m</th> <th>dBuV/m</th> <th>dB</th> <th>dBuV</th> <th>dB/m</th> <th>dB</th> <th>dB</th> <th>cm</th> <th>deg</th> </tr> </thead> <tbody> <tr> <td>1</td> <td>2412.00</td> <td>99.48</td> <td>-----</td> <td>-----</td> <td>91.03</td> <td>32.16</td> <td>7.14</td> <td>36.85</td> <td>6.00</td> <td>129</td> <td>48</td> <td>AVERAGE</td> </tr> </tbody> </table>	Limit	Read	Ant	Cable	Preamp	Aux	APos	TPos	Remark	Freq	Level	Line Margin	Level Factor	Loss Factor	Factor				MHz	dBuV/m	dBuV/m	dB	dBuV	dB/m	dB	dB	cm	deg	1	2412.00	99.48	-----	-----	91.03	32.16	7.14	36.85	6.00	129	48	AVERAGE
Limit	Read	Ant	Cable	Preamp	Aux	APos	TPos	Remark																																																																												
Freq	Level	Line Margin	Level Factor	Loss Factor	Factor																																																																															
MHz	dBuV/m	dBuV/m	dB	dBuV	dB/m	dB	dB	cm	deg																																																																											
1	2389.95	52.42	54.00	-1.58	44.07	32.07	7.11	36.83	6.00	129	48	AVERAGE																																																																								
Limit	Read	Ant	Cable	Preamp	Aux	APos	TPos	Remark																																																																												
Freq	Level	Line Margin	Level Factor	Loss Factor	Factor																																																																															
MHz	dBuV/m	dBuV/m	dB	dBuV	dB/m	dB	dB	cm	deg																																																																											
1	2412.00	99.48	-----	-----	91.03	32.16	7.14	36.85	6.00	129	48	AVERAGE																																																																								



Mode	4																																																																																	
	Harmonic																																																																																	
	2400-2483.5_802.11g_CH01_2412MHz																																																																																	
ANT	1																																																																																	
Pol.	Horizontal	Vertical																																																																																
Peak Avg	<table border="1"> <thead> <tr> <th>Limit</th> <th>Read</th> <th>Ant</th> <th>Cable</th> <th>Preamp</th> <th>Aux</th> <th>APos</th> <th>TPos</th> <th>Remark</th> </tr> <tr> <th>Freq</th> <th>Level</th> <th>Line Margin</th> <th>Level Factor</th> <th>Loss Factor</th> <th>Factor</th> <th></th> <th></th> <th></th> </tr> <tr> <th>MHz</th> <th>dBuV/m</th> <th>dBuV/m</th> <th>dB</th> <th>dBuV</th> <th>dB/m</th> <th>dB</th> <th>dB</th> <th>cm</th> <th>deg</th> </tr> </thead> <tbody> <tr> <td>1</td> <td>48.24</td> <td>45.70</td> <td>74.00</td> <td>-28.30</td> <td>66.82</td> <td>33.90</td> <td>10.23</td> <td>65.25</td> <td>0.00</td> <td>--</td> <td>PEAK</td> </tr> </tbody> </table>	Limit	Read	Ant	Cable	Preamp	Aux	APos	TPos	Remark	Freq	Level	Line Margin	Level Factor	Loss Factor	Factor				MHz	dBuV/m	dBuV/m	dB	dBuV	dB/m	dB	dB	cm	deg	1	48.24	45.70	74.00	-28.30	66.82	33.90	10.23	65.25	0.00	--	PEAK	<table border="1"> <thead> <tr> <th>Limit</th> <th>Read</th> <th>Ant</th> <th>Cable</th> <th>Preamp</th> <th>Aux</th> <th>APos</th> <th>TPos</th> <th>Remark</th> </tr> <tr> <th>Freq</th> <th>Level</th> <th>Line Margin</th> <th>Level Factor</th> <th>Loss Factor</th> <th>Factor</th> <th></th> <th></th> <th></th> </tr> <tr> <th>MHz</th> <th>dBuV/m</th> <th>dBuV/m</th> <th>dB</th> <th>dBuV</th> <th>dB/m</th> <th>dB</th> <th>dB</th> <th>cm</th> <th>deg</th> </tr> </thead> <tbody> <tr> <td>1</td> <td>48.24</td> <td>40.79</td> <td>74.00</td> <td>-33.21</td> <td>61.91</td> <td>33.90</td> <td>10.23</td> <td>65.25</td> <td>0.00</td> <td>--</td> <td>PEAK</td> </tr> </tbody> </table>	Limit	Read	Ant	Cable	Preamp	Aux	APos	TPos	Remark	Freq	Level	Line Margin	Level Factor	Loss Factor	Factor				MHz	dBuV/m	dBuV/m	dB	dBuV	dB/m	dB	dB	cm	deg	1	48.24	40.79	74.00	-33.21	61.91	33.90	10.23	65.25	0.00	--	PEAK
Limit	Read	Ant	Cable	Preamp	Aux	APos	TPos	Remark																																																																										
Freq	Level	Line Margin	Level Factor	Loss Factor	Factor																																																																													
MHz	dBuV/m	dBuV/m	dB	dBuV	dB/m	dB	dB	cm	deg																																																																									
1	48.24	45.70	74.00	-28.30	66.82	33.90	10.23	65.25	0.00	--	PEAK																																																																							
Limit	Read	Ant	Cable	Preamp	Aux	APos	TPos	Remark																																																																										
Freq	Level	Line Margin	Level Factor	Loss Factor	Factor																																																																													
MHz	dBuV/m	dBuV/m	dB	dBuV	dB/m	dB	dB	cm	deg																																																																									
1	48.24	40.79	74.00	-33.21	61.91	33.90	10.23	65.25	0.00	--	PEAK																																																																							



Mode	5																																																																																			
	Band Edge																																																																																			
	2400-2483.5_802.11g_CH02_2417MHz																																																																																			
ANT	1																																																																																			
Pol.	Horizontal	Fundamental																																																																																		
Peak	<table border="1"> <thead> <tr> <th>Limit</th> <th>Read</th> <th>Ant</th> <th>Cable</th> <th>Preamp</th> <th>Aux</th> <th>APos</th> <th>TPos</th> <th>Remark</th> </tr> <tr> <th>Freq</th> <th>Level</th> <th>Line</th> <th>Margin</th> <th>Level</th> <th>Factor</th> <th>Loss</th> <th>Factor</th> <th>Factor</th> </tr> <tr> <th>MHz</th> <th>dBuV/m</th> <th>dBuV/m</th> <th>dB</th> <th>dBuV</th> <th>dB/m</th> <th>dB</th> <th>dB</th> <th>cm</th> <th>deg</th> </tr> </thead> <tbody> <tr> <td>1</td> <td>2386.18</td> <td>70.10</td> <td>74.00</td> <td>-3.90</td> <td>61.77</td> <td>32.06</td> <td>7.10</td> <td>36.83</td> <td>6.00</td> <td>100</td> <td>346</td> <td>PEAK</td> </tr> </tbody> </table>	Limit	Read	Ant	Cable	Preamp	Aux	APos	TPos	Remark	Freq	Level	Line	Margin	Level	Factor	Loss	Factor	Factor	MHz	dBuV/m	dBuV/m	dB	dBuV	dB/m	dB	dB	cm	deg	1	2386.18	70.10	74.00	-3.90	61.77	32.06	7.10	36.83	6.00	100	346	PEAK	<table border="1"> <thead> <tr> <th>Limit</th> <th>Read</th> <th>Ant</th> <th>Cable</th> <th>Preamp</th> <th>Aux</th> <th>APos</th> <th>TPos</th> <th>Remark</th> </tr> <tr> <th>Freq</th> <th>Level</th> <th>Line</th> <th>Margin</th> <th>Level</th> <th>Factor</th> <th>Loss</th> <th>Factor</th> <th>Factor</th> </tr> <tr> <th>MHz</th> <th>dBuV/m</th> <th>dBuV/m</th> <th>dB</th> <th>dBuV</th> <th>dB/m</th> <th>dB</th> <th>dB</th> <th>cm</th> <th>deg</th> </tr> </thead> <tbody> <tr> <td>1</td> <td>2417.00</td> <td>109.69</td> <td>-----</td> <td>-----</td> <td>101.22</td> <td>32.18</td> <td>7.15</td> <td>36.86</td> <td>6.00</td> <td>100</td> <td>346</td> <td>PEAK</td> </tr> </tbody> </table>	Limit	Read	Ant	Cable	Preamp	Aux	APos	TPos	Remark	Freq	Level	Line	Margin	Level	Factor	Loss	Factor	Factor	MHz	dBuV/m	dBuV/m	dB	dBuV	dB/m	dB	dB	cm	deg	1	2417.00	109.69	-----	-----	101.22	32.18	7.15	36.86	6.00	100	346	PEAK
	Limit	Read	Ant	Cable	Preamp	Aux	APos	TPos	Remark																																																																											
Freq	Level	Line	Margin	Level	Factor	Loss	Factor	Factor																																																																												
MHz	dBuV/m	dBuV/m	dB	dBuV	dB/m	dB	dB	cm	deg																																																																											
1	2386.18	70.10	74.00	-3.90	61.77	32.06	7.10	36.83	6.00	100	346	PEAK																																																																								
Limit	Read	Ant	Cable	Preamp	Aux	APos	TPos	Remark																																																																												
Freq	Level	Line	Margin	Level	Factor	Loss	Factor	Factor																																																																												
MHz	dBuV/m	dBuV/m	dB	dBuV	dB/m	dB	dB	cm	deg																																																																											
1	2417.00	109.69	-----	-----	101.22	32.18	7.15	36.86	6.00	100	346	PEAK																																																																								
Avg	<table border="1"> <thead> <tr> <th>Limit</th> <th>Read</th> <th>Ant</th> <th>Cable</th> <th>Preamp</th> <th>Aux</th> <th>APos</th> <th>TPos</th> <th>Remark</th> </tr> <tr> <th>Freq</th> <th>Level</th> <th>Line</th> <th>Margin</th> <th>Level</th> <th>Factor</th> <th>Loss</th> <th>Factor</th> <th>Factor</th> </tr> <tr> <th>MHz</th> <th>dBuV/m</th> <th>dBuV/m</th> <th>dB</th> <th>dBuV</th> <th>dB/m</th> <th>dB</th> <th>dB</th> <th>cm</th> <th>deg</th> </tr> </thead> <tbody> <tr> <td>1</td> <td>2389.95</td> <td>52.34</td> <td>54.00</td> <td>-1.66</td> <td>43.99</td> <td>32.07</td> <td>7.11</td> <td>36.83</td> <td>6.00</td> <td>100</td> <td>346</td> <td>AVERAGE</td> </tr> </tbody> </table>	Limit	Read	Ant	Cable	Preamp	Aux	APos	TPos	Remark	Freq	Level	Line	Margin	Level	Factor	Loss	Factor	Factor	MHz	dBuV/m	dBuV/m	dB	dBuV	dB/m	dB	dB	cm	deg	1	2389.95	52.34	54.00	-1.66	43.99	32.07	7.11	36.83	6.00	100	346	AVERAGE	<table border="1"> <thead> <tr> <th>Limit</th> <th>Read</th> <th>Ant</th> <th>Cable</th> <th>Preamp</th> <th>Aux</th> <th>APos</th> <th>TPos</th> <th>Remark</th> </tr> <tr> <th>Freq</th> <th>Level</th> <th>Line</th> <th>Margin</th> <th>Level</th> <th>Factor</th> <th>Loss</th> <th>Factor</th> <th>Factor</th> </tr> <tr> <th>MHz</th> <th>dBuV/m</th> <th>dBuV/m</th> <th>dB</th> <th>dBuV</th> <th>dB/m</th> <th>dB</th> <th>dB</th> <th>cm</th> <th>deg</th> </tr> </thead> <tbody> <tr> <td>1</td> <td>2417.00</td> <td>100.44</td> <td>-----</td> <td>-----</td> <td>91.97</td> <td>32.18</td> <td>7.15</td> <td>36.86</td> <td>6.00</td> <td>100</td> <td>346</td> <td>AVERAGE</td> </tr> </tbody> </table>	Limit	Read	Ant	Cable	Preamp	Aux	APos	TPos	Remark	Freq	Level	Line	Margin	Level	Factor	Loss	Factor	Factor	MHz	dBuV/m	dBuV/m	dB	dBuV	dB/m	dB	dB	cm	deg	1	2417.00	100.44	-----	-----	91.97	32.18	7.15	36.86	6.00	100	346	AVERAGE
	Limit	Read	Ant	Cable	Preamp	Aux	APos	TPos	Remark																																																																											
Freq	Level	Line	Margin	Level	Factor	Loss	Factor	Factor																																																																												
MHz	dBuV/m	dBuV/m	dB	dBuV	dB/m	dB	dB	cm	deg																																																																											
1	2389.95	52.34	54.00	-1.66	43.99	32.07	7.11	36.83	6.00	100	346	AVERAGE																																																																								
Limit	Read	Ant	Cable	Preamp	Aux	APos	TPos	Remark																																																																												
Freq	Level	Line	Margin	Level	Factor	Loss	Factor	Factor																																																																												
MHz	dBuV/m	dBuV/m	dB	dBuV	dB/m	dB	dB	cm	deg																																																																											
1	2417.00	100.44	-----	-----	91.97	32.18	7.15	36.86	6.00	100	346	AVERAGE																																																																								



Mode	5																																																																																									
	Band Edge																																																																																									
	2400-2483.5_802.11g_CH02_2417MHz																																																																																									
ANT	1																																																																																									
Pol.	Vertical	Fundamental																																																																																								
Peak	<table border="1"> <thead> <tr> <th>Limit</th> <th>Read</th> <th>Ant</th> <th>Cable</th> <th>Preamp</th> <th>Aux</th> <th>APos</th> <th>TPos</th> <th>Remark</th> </tr> <tr> <th>Freq</th> <th>Level</th> <th>Line</th> <th>Margin</th> <th>Level</th> <th>Factor</th> <th>Loss</th> <th>Factor</th> <th>Factor</th> <th>cm</th> <th>deg</th> </tr> <tr> <th>MHz</th> <th>dBuV/m</th> <th>dBuV/m</th> <th>dB</th> <th>dBuV</th> <th>dB/m</th> <th>dB</th> <th>dB</th> <th>dB</th> <th>cm</th> <th>deg</th> </tr> </thead> <tbody> <tr> <td>1</td> <td>2384.88</td> <td>70.88</td> <td>74.00</td> <td>-3.12</td> <td>62.56</td> <td>32.05</td> <td>7.10</td> <td>36.83</td> <td>6.00</td> <td>118</td> <td>112</td> <td>PEAK</td> </tr> </tbody> </table>	Limit	Read	Ant	Cable	Preamp	Aux	APos	TPos	Remark	Freq	Level	Line	Margin	Level	Factor	Loss	Factor	Factor	cm	deg	MHz	dBuV/m	dBuV/m	dB	dBuV	dB/m	dB	dB	dB	cm	deg	1	2384.88	70.88	74.00	-3.12	62.56	32.05	7.10	36.83	6.00	118	112	PEAK	<table border="1"> <thead> <tr> <th>Limit</th> <th>Read</th> <th>Ant</th> <th>Cable</th> <th>Preamp</th> <th>Aux</th> <th>APos</th> <th>TPos</th> <th>Remark</th> </tr> <tr> <th>Freq</th> <th>Level</th> <th>Line</th> <th>Margin</th> <th>Level</th> <th>Factor</th> <th>Loss</th> <th>Factor</th> <th>Factor</th> <th>cm</th> <th>deg</th> </tr> <tr> <th>MHz</th> <th>dBuV/m</th> <th>dBuV/m</th> <th>dB</th> <th>dBuV</th> <th>dB/m</th> <th>dB</th> <th>dB</th> <th>dB</th> <th>cm</th> <th>deg</th> </tr> </thead> <tbody> <tr> <td>1</td> <td>2417.00</td> <td>111.40</td> <td>-----</td> <td>-----</td> <td>102.95</td> <td>32.16</td> <td>7.14</td> <td>36.85</td> <td>6.00</td> <td>118</td> <td>112</td> <td>PEAK</td> </tr> </tbody> </table>	Limit	Read	Ant	Cable	Preamp	Aux	APos	TPos	Remark	Freq	Level	Line	Margin	Level	Factor	Loss	Factor	Factor	cm	deg	MHz	dBuV/m	dBuV/m	dB	dBuV	dB/m	dB	dB	dB	cm	deg	1	2417.00	111.40	-----	-----	102.95	32.16	7.14	36.85	6.00	118	112	PEAK
	Limit	Read	Ant	Cable	Preamp	Aux	APos	TPos	Remark																																																																																	
Freq	Level	Line	Margin	Level	Factor	Loss	Factor	Factor	cm	deg																																																																																
MHz	dBuV/m	dBuV/m	dB	dBuV	dB/m	dB	dB	dB	cm	deg																																																																																
1	2384.88	70.88	74.00	-3.12	62.56	32.05	7.10	36.83	6.00	118	112	PEAK																																																																														
Limit	Read	Ant	Cable	Preamp	Aux	APos	TPos	Remark																																																																																		
Freq	Level	Line	Margin	Level	Factor	Loss	Factor	Factor	cm	deg																																																																																
MHz	dBuV/m	dBuV/m	dB	dBuV	dB/m	dB	dB	dB	cm	deg																																																																																
1	2417.00	111.40	-----	-----	102.95	32.16	7.14	36.85	6.00	118	112	PEAK																																																																														
Avg	<table border="1"> <thead> <tr> <th>Limit</th> <th>Read</th> <th>Ant</th> <th>Cable</th> <th>Preamp</th> <th>Aux</th> <th>APos</th> <th>TPos</th> <th>Remark</th> </tr> <tr> <th>Freq</th> <th>Level</th> <th>Line</th> <th>Margin</th> <th>Level</th> <th>Factor</th> <th>Loss</th> <th>Factor</th> <th>Factor</th> <th>cm</th> <th>deg</th> </tr> <tr> <th>MHz</th> <th>dBuV/m</th> <th>dBuV/m</th> <th>dB</th> <th>dBuV</th> <th>dB/m</th> <th>dB</th> <th>dB</th> <th>dB</th> <th>cm</th> <th>deg</th> </tr> </thead> <tbody> <tr> <td>1</td> <td>2389.95</td> <td>51.85</td> <td>54.00</td> <td>-2.15</td> <td>43.50</td> <td>32.07</td> <td>7.11</td> <td>36.83</td> <td>6.00</td> <td>118</td> <td>112</td> <td>AVERAGE</td> </tr> </tbody> </table>	Limit	Read	Ant	Cable	Preamp	Aux	APos	TPos	Remark	Freq	Level	Line	Margin	Level	Factor	Loss	Factor	Factor	cm	deg	MHz	dBuV/m	dBuV/m	dB	dBuV	dB/m	dB	dB	dB	cm	deg	1	2389.95	51.85	54.00	-2.15	43.50	32.07	7.11	36.83	6.00	118	112	AVERAGE	<table border="1"> <thead> <tr> <th>Limit</th> <th>Read</th> <th>Ant</th> <th>Cable</th> <th>Preamp</th> <th>Aux</th> <th>APos</th> <th>TPos</th> <th>Remark</th> </tr> <tr> <th>Freq</th> <th>Level</th> <th>Line</th> <th>Margin</th> <th>Level</th> <th>Factor</th> <th>Loss</th> <th>Factor</th> <th>Factor</th> <th>cm</th> <th>deg</th> </tr> <tr> <th>MHz</th> <th>dBuV/m</th> <th>dBuV/m</th> <th>dB</th> <th>dBuV</th> <th>dB/m</th> <th>dB</th> <th>dB</th> <th>dB</th> <th>cm</th> <th>deg</th> </tr> </thead> <tbody> <tr> <td>1</td> <td>2417.00</td> <td>102.18</td> <td>-----</td> <td>-----</td> <td>93.73</td> <td>32.16</td> <td>7.14</td> <td>36.85</td> <td>6.00</td> <td>118</td> <td>112</td> <td>AVERAGE</td> </tr> </tbody> </table>	Limit	Read	Ant	Cable	Preamp	Aux	APos	TPos	Remark	Freq	Level	Line	Margin	Level	Factor	Loss	Factor	Factor	cm	deg	MHz	dBuV/m	dBuV/m	dB	dBuV	dB/m	dB	dB	dB	cm	deg	1	2417.00	102.18	-----	-----	93.73	32.16	7.14	36.85	6.00	118	112	AVERAGE
Limit	Read	Ant	Cable	Preamp	Aux	APos	TPos	Remark																																																																																		
Freq	Level	Line	Margin	Level	Factor	Loss	Factor	Factor	cm	deg																																																																																
MHz	dBuV/m	dBuV/m	dB	dBuV	dB/m	dB	dB	dB	cm	deg																																																																																
1	2389.95	51.85	54.00	-2.15	43.50	32.07	7.11	36.83	6.00	118	112	AVERAGE																																																																														
Limit	Read	Ant	Cable	Preamp	Aux	APos	TPos	Remark																																																																																		
Freq	Level	Line	Margin	Level	Factor	Loss	Factor	Factor	cm	deg																																																																																
MHz	dBuV/m	dBuV/m	dB	dBuV	dB/m	dB	dB	dB	cm	deg																																																																																
1	2417.00	102.18	-----	-----	93.73	32.16	7.14	36.85	6.00	118	112	AVERAGE																																																																														



Mode	5																																																																																																																																																				
	Harmonic																																																																																																																																																				
	2400-2483.5_802.11g_CH02_2417MHz																																																																																																																																																				
ANT	1																																																																																																																																																				
Pol.	Horizontal	Vertical																																																																																																																																																			
Peak Avg	<table border="1"> <thead> <tr> <th>Limit</th> <th>Read</th> <th>Ant</th> <th>Cable</th> <th>Preamp</th> <th>Aux</th> <th>APos</th> <th>TPos</th> <th>Remark</th> </tr> <tr> <th>Freq</th> <th>Level</th> <th>Line Margin</th> <th>Level</th> <th>Factor</th> <th>Loss Factor</th> <th>Factor</th> <th></th> <th></th> </tr> <tr> <th>MHz</th> <th>dBuV/m</th> <th>dBuV/m</th> <th>dB</th> <th>dBuV</th> <th>dB/m</th> <th>dB</th> <th>dB</th> <th>cm</th> <th>deg</th> </tr> </thead> <tbody> <tr> <td>1</td> <td>4834.00</td> <td>49.19</td> <td>74.00</td> <td>-24.81</td> <td>70.31</td> <td>33.90</td> <td>10.24</td> <td>65.26</td> <td>0.00</td> <td>300</td> <td>0</td> <td>PEAK</td> </tr> <tr> <td>2</td> <td>4834.00</td> <td>38.31</td> <td>54.00</td> <td>-15.69</td> <td>59.43</td> <td>33.90</td> <td>10.24</td> <td>65.26</td> <td>0.00</td> <td>300</td> <td>0</td> <td>AVERAGE</td> </tr> <tr> <td>3</td> <td>7251.00</td> <td>42.62</td> <td>74.00</td> <td>-31.38</td> <td>60.48</td> <td>35.70</td> <td>12.72</td> <td>66.28</td> <td>0.00</td> <td>--</td> <td>--</td> <td>PEAK</td> </tr> <tr> <td>4</td> <td>9669.00</td> <td>49.75</td> <td>81.80</td> <td>-32.05</td> <td>64.88</td> <td>36.77</td> <td>14.95</td> <td>66.85</td> <td>0.00</td> <td>--</td> <td>--</td> <td>Peak</td> </tr> </tbody> </table>	Limit	Read	Ant	Cable	Preamp	Aux	APos	TPos	Remark	Freq	Level	Line Margin	Level	Factor	Loss Factor	Factor			MHz	dBuV/m	dBuV/m	dB	dBuV	dB/m	dB	dB	cm	deg	1	4834.00	49.19	74.00	-24.81	70.31	33.90	10.24	65.26	0.00	300	0	PEAK	2	4834.00	38.31	54.00	-15.69	59.43	33.90	10.24	65.26	0.00	300	0	AVERAGE	3	7251.00	42.62	74.00	-31.38	60.48	35.70	12.72	66.28	0.00	--	--	PEAK	4	9669.00	49.75	81.80	-32.05	64.88	36.77	14.95	66.85	0.00	--	--	Peak	<table border="1"> <thead> <tr> <th>Limit</th> <th>Read</th> <th>Ant</th> <th>Cable</th> <th>Preamp</th> <th>Aux</th> <th>APos</th> <th>TPos</th> <th>Remark</th> </tr> <tr> <th>Freq</th> <th>Level</th> <th>Line Margin</th> <th>Level</th> <th>Factor</th> <th>Loss Factor</th> <th>Factor</th> <th></th> <th></th> </tr> <tr> <th>MHz</th> <th>dBuV/m</th> <th>dBuV/m</th> <th>dB</th> <th>dBuV</th> <th>dB/m</th> <th>dB</th> <th>dB</th> <th>cm</th> <th>deg</th> </tr> </thead> <tbody> <tr> <td>1</td> <td>4834.00</td> <td>42.07</td> <td>74.00</td> <td>-31.93</td> <td>63.19</td> <td>33.90</td> <td>10.24</td> <td>65.26</td> <td>0.00</td> <td>--</td> <td>--</td> <td>PEAK</td> </tr> <tr> <td>2</td> <td>7251.00</td> <td>43.86</td> <td>74.00</td> <td>-30.14</td> <td>61.72</td> <td>35.70</td> <td>12.72</td> <td>66.28</td> <td>0.00</td> <td>--</td> <td>--</td> <td>PEAK</td> </tr> <tr> <td>3</td> <td>9667.50</td> <td>48.83</td> <td>80.10</td> <td>-31.27</td> <td>63.96</td> <td>36.77</td> <td>14.95</td> <td>66.85</td> <td>0.00</td> <td>--</td> <td>--</td> <td>Peak</td> </tr> </tbody> </table>	Limit	Read	Ant	Cable	Preamp	Aux	APos	TPos	Remark	Freq	Level	Line Margin	Level	Factor	Loss Factor	Factor			MHz	dBuV/m	dBuV/m	dB	dBuV	dB/m	dB	dB	cm	deg	1	4834.00	42.07	74.00	-31.93	63.19	33.90	10.24	65.26	0.00	--	--	PEAK	2	7251.00	43.86	74.00	-30.14	61.72	35.70	12.72	66.28	0.00	--	--	PEAK	3	9667.50	48.83	80.10	-31.27	63.96	36.77	14.95	66.85	0.00	--	--	Peak
Limit	Read	Ant	Cable	Preamp	Aux	APos	TPos	Remark																																																																																																																																													
Freq	Level	Line Margin	Level	Factor	Loss Factor	Factor																																																																																																																																															
MHz	dBuV/m	dBuV/m	dB	dBuV	dB/m	dB	dB	cm	deg																																																																																																																																												
1	4834.00	49.19	74.00	-24.81	70.31	33.90	10.24	65.26	0.00	300	0	PEAK																																																																																																																																									
2	4834.00	38.31	54.00	-15.69	59.43	33.90	10.24	65.26	0.00	300	0	AVERAGE																																																																																																																																									
3	7251.00	42.62	74.00	-31.38	60.48	35.70	12.72	66.28	0.00	--	--	PEAK																																																																																																																																									
4	9669.00	49.75	81.80	-32.05	64.88	36.77	14.95	66.85	0.00	--	--	Peak																																																																																																																																									
Limit	Read	Ant	Cable	Preamp	Aux	APos	TPos	Remark																																																																																																																																													
Freq	Level	Line Margin	Level	Factor	Loss Factor	Factor																																																																																																																																															
MHz	dBuV/m	dBuV/m	dB	dBuV	dB/m	dB	dB	cm	deg																																																																																																																																												
1	4834.00	42.07	74.00	-31.93	63.19	33.90	10.24	65.26	0.00	--	--	PEAK																																																																																																																																									
2	7251.00	43.86	74.00	-30.14	61.72	35.70	12.72	66.28	0.00	--	--	PEAK																																																																																																																																									
3	9667.50	48.83	80.10	-31.27	63.96	36.77	14.95	66.85	0.00	--	--	Peak																																																																																																																																									

Note: The non-restricted frequency which limit is 100kHz-PSD down 20dB

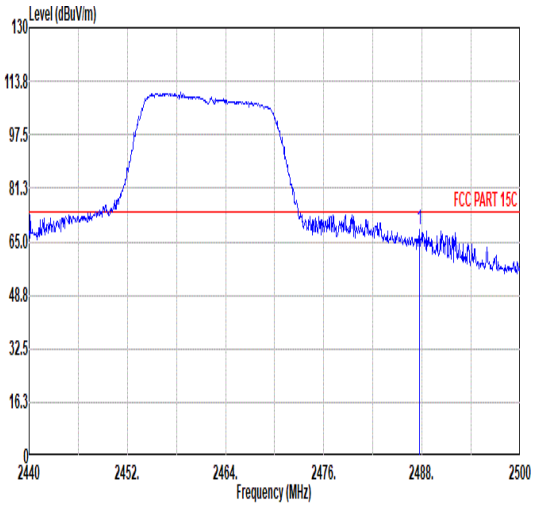
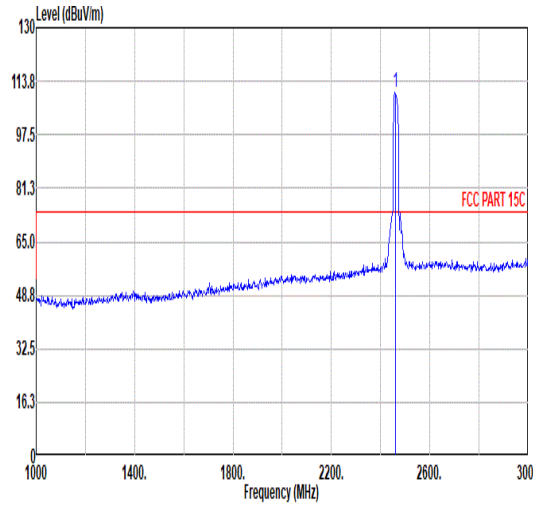
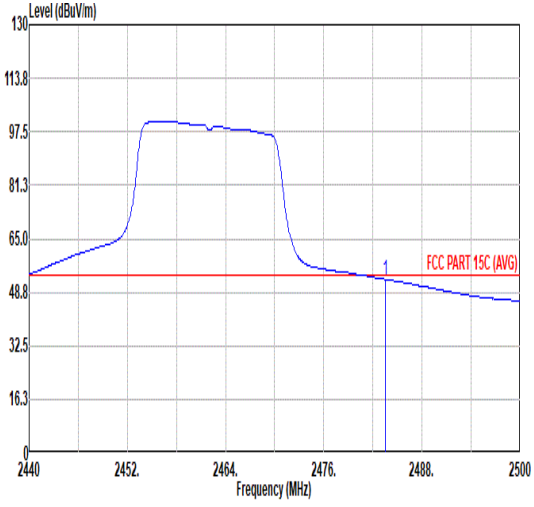
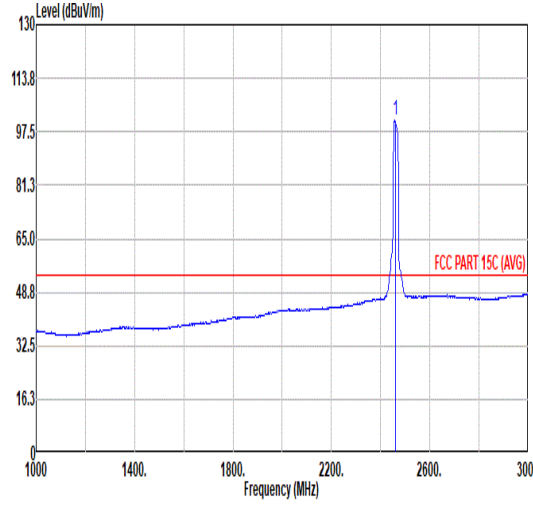




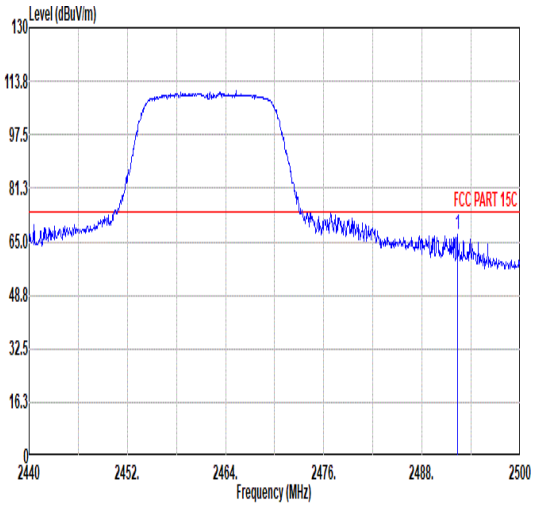
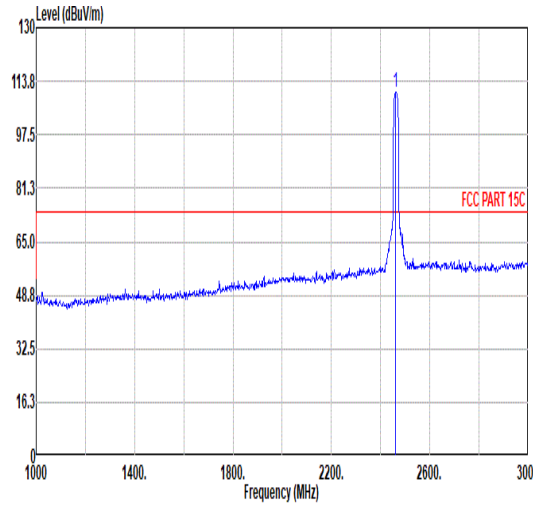
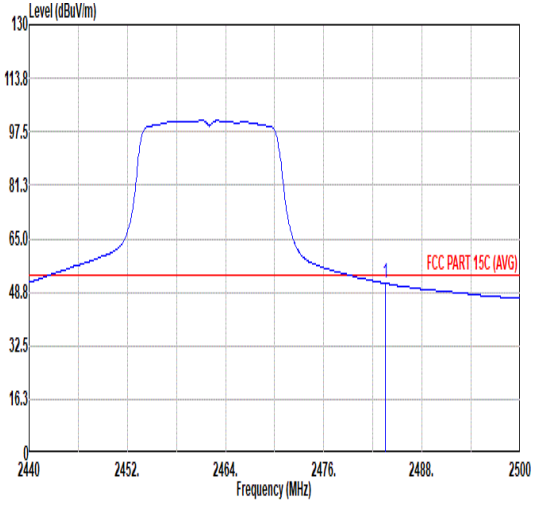
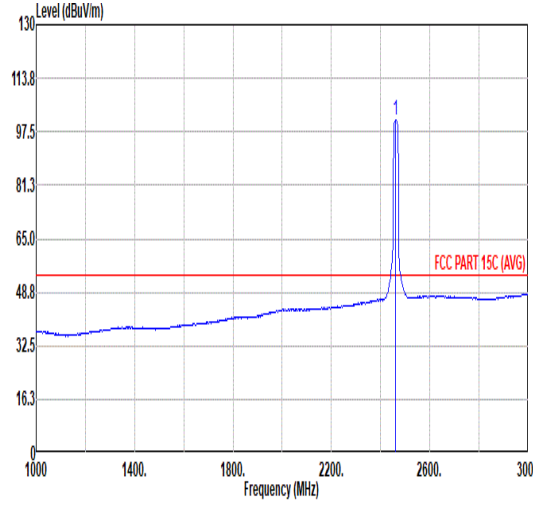
Mode	6																																																																																																																																																			
	Harmonic																																																																																																																																																			
	2400-2483.5_802.11g_CH06_2437MHz																																																																																																																																																			
ANT	1																																																																																																																																																			
Pol.	Horizontal	Vertical																																																																																																																																																		
Peak Avg	<table border="1"> <thead> <tr> <th></th> <th>Limit</th> <th>Read</th> <th>Ant</th> <th>Cable</th> <th>Preamp</th> <th>Aux</th> <th>APos</th> <th>TPos</th> <th>Remark</th> </tr> <tr> <th>MHz</th> <th>dBuV/m</th> <th>dBuV/m</th> <th>dB</th> <th>dBuV</th> <th>dB/m</th> <th>dB</th> <th>dB</th> <th>dB</th> <th>cm</th> <th>deg</th> </tr> </thead> <tbody> <tr> <td>1</td> <td>4874.00</td> <td>58.47</td> <td>74.00</td> <td>-15.53</td> <td>79.55</td> <td>33.90</td> <td>10.29</td> <td>65.27</td> <td>0.00</td> <td>250</td> <td>191</td> <td>PEAK</td> </tr> <tr> <td>2</td> <td>4874.00</td> <td>46.61</td> <td>54.00</td> <td>-7.39</td> <td>67.69</td> <td>33.90</td> <td>10.29</td> <td>65.27</td> <td>0.00</td> <td>250</td> <td>191</td> <td>AVERAGE</td> </tr> <tr> <td>3</td> <td>7311.00</td> <td>43.40</td> <td>74.00</td> <td>-30.60</td> <td>61.43</td> <td>35.70</td> <td>12.72</td> <td>66.45</td> <td>0.00</td> <td>--</td> <td>--</td> <td>PEAK</td> </tr> <tr> <td>4</td> <td>9753.00</td> <td>56.67</td> <td>82.93</td> <td>-26.26</td> <td>71.70</td> <td>36.85</td> <td>14.99</td> <td>66.87</td> <td>0.00</td> <td>--</td> <td>--</td> <td>Peak</td> </tr> </tbody> </table>		Limit	Read	Ant	Cable	Preamp	Aux	APos	TPos	Remark	MHz	dBuV/m	dBuV/m	dB	dBuV	dB/m	dB	dB	dB	cm	deg	1	4874.00	58.47	74.00	-15.53	79.55	33.90	10.29	65.27	0.00	250	191	PEAK	2	4874.00	46.61	54.00	-7.39	67.69	33.90	10.29	65.27	0.00	250	191	AVERAGE	3	7311.00	43.40	74.00	-30.60	61.43	35.70	12.72	66.45	0.00	--	--	PEAK	4	9753.00	56.67	82.93	-26.26	71.70	36.85	14.99	66.87	0.00	--	--	Peak	<table border="1"> <thead> <tr> <th></th> <th>Limit</th> <th>Read</th> <th>Ant</th> <th>Cable</th> <th>Preamp</th> <th>Aux</th> <th>APos</th> <th>TPos</th> <th>Remark</th> </tr> <tr> <th>MHz</th> <th>dBuV/m</th> <th>dBuV/m</th> <th>dB</th> <th>dBuV</th> <th>dB/m</th> <th>dB</th> <th>dB</th> <th>dB</th> <th>cm</th> <th>deg</th> </tr> </thead> <tbody> <tr> <td>1</td> <td>4874.00</td> <td>52.53</td> <td>74.00</td> <td>-21.47</td> <td>73.61</td> <td>33.90</td> <td>10.29</td> <td>65.27</td> <td>0.00</td> <td>357</td> <td>250</td> <td>PEAK</td> </tr> <tr> <td>2</td> <td>4874.00</td> <td>41.55</td> <td>54.00</td> <td>-12.45</td> <td>62.63</td> <td>33.90</td> <td>10.29</td> <td>65.27</td> <td>0.00</td> <td>357</td> <td>250</td> <td>AVERAGE</td> </tr> <tr> <td>3</td> <td>7311.00</td> <td>45.98</td> <td>74.00</td> <td>-28.02</td> <td>64.01</td> <td>35.70</td> <td>12.72</td> <td>66.45</td> <td>0.00</td> <td>--</td> <td>--</td> <td>PEAK</td> </tr> <tr> <td>4</td> <td>9757.50</td> <td>57.54</td> <td>82.60</td> <td>-25.06</td> <td>72.56</td> <td>36.86</td> <td>14.99</td> <td>66.87</td> <td>0.00</td> <td>--</td> <td>--</td> <td>Peak</td> </tr> </tbody> </table>		Limit	Read	Ant	Cable	Preamp	Aux	APos	TPos	Remark	MHz	dBuV/m	dBuV/m	dB	dBuV	dB/m	dB	dB	dB	cm	deg	1	4874.00	52.53	74.00	-21.47	73.61	33.90	10.29	65.27	0.00	357	250	PEAK	2	4874.00	41.55	54.00	-12.45	62.63	33.90	10.29	65.27	0.00	357	250	AVERAGE	3	7311.00	45.98	74.00	-28.02	64.01	35.70	12.72	66.45	0.00	--	--	PEAK	4	9757.50	57.54	82.60	-25.06	72.56	36.86	14.99	66.87	0.00	--	--	Peak
		Limit	Read	Ant	Cable	Preamp	Aux	APos	TPos	Remark																																																																																																																																										
MHz	dBuV/m	dBuV/m	dB	dBuV	dB/m	dB	dB	dB	cm	deg																																																																																																																																										
1	4874.00	58.47	74.00	-15.53	79.55	33.90	10.29	65.27	0.00	250	191	PEAK																																																																																																																																								
2	4874.00	46.61	54.00	-7.39	67.69	33.90	10.29	65.27	0.00	250	191	AVERAGE																																																																																																																																								
3	7311.00	43.40	74.00	-30.60	61.43	35.70	12.72	66.45	0.00	--	--	PEAK																																																																																																																																								
4	9753.00	56.67	82.93	-26.26	71.70	36.85	14.99	66.87	0.00	--	--	Peak																																																																																																																																								
	Limit	Read	Ant	Cable	Preamp	Aux	APos	TPos	Remark																																																																																																																																											
MHz	dBuV/m	dBuV/m	dB	dBuV	dB/m	dB	dB	dB	cm	deg																																																																																																																																										
1	4874.00	52.53	74.00	-21.47	73.61	33.90	10.29	65.27	0.00	357	250	PEAK																																																																																																																																								
2	4874.00	41.55	54.00	-12.45	62.63	33.90	10.29	65.27	0.00	357	250	AVERAGE																																																																																																																																								
3	7311.00	45.98	74.00	-28.02	64.01	35.70	12.72	66.45	0.00	--	--	PEAK																																																																																																																																								
4	9757.50	57.54	82.60	-25.06	72.56	36.86	14.99	66.87	0.00	--	--	Peak																																																																																																																																								

Note: The non-restricted frequency which limit is 100kHz-PSD down 20dB



Mode	7																																																																																	
	Band Edge																																																																																	
	2400-2483.5_802.11g_CH11_2462MHz																																																																																	
ANT	1																																																																																	
Pol.	Horizontal	Fundamental																																																																																
Peak	 <table border="1" data-bbox="263 1176 774 1310"> <thead> <tr> <th>Limit</th> <th>Read</th> <th>Ant</th> <th>Cable</th> <th>Preamp</th> <th>Aux</th> <th>APos</th> <th>TPos</th> <th>Remark</th> </tr> <tr> <th>Freq</th> <th>Level</th> <th>Line Margin</th> <th>Level Factor</th> <th>Loss Factor</th> <th>Factor</th> <th>Factor</th> <th>Factor</th> <th></th> </tr> <tr> <th>MHz</th> <th>dBuV/m</th> <th>dBuV/m</th> <th>dB</th> <th>dBuV</th> <th>dB/m</th> <th>dB</th> <th>dB</th> <th>dB</th> </tr> </thead> <tbody> <tr> <td>1</td> <td>2487.70</td> <td>68.72</td> <td>74.00</td> <td>-5.28</td> <td>59.90</td> <td>32.54</td> <td>7.26</td> <td>36.98</td> <td>6.00</td> <td>102</td> <td>354</td> <td>PEAK</td> </tr> </tbody> </table>	Limit	Read	Ant	Cable	Preamp	Aux	APos	TPos	Remark	Freq	Level	Line Margin	Level Factor	Loss Factor	Factor	Factor	Factor		MHz	dBuV/m	dBuV/m	dB	dBuV	dB/m	dB	dB	dB	1	2487.70	68.72	74.00	-5.28	59.90	32.54	7.26	36.98	6.00	102	354	PEAK	 <table border="1" data-bbox="901 1176 1412 1310"> <thead> <tr> <th>Limit</th> <th>Read</th> <th>Ant</th> <th>Cable</th> <th>Preamp</th> <th>Aux</th> <th>APos</th> <th>TPos</th> <th>Remark</th> </tr> <tr> <th>Freq</th> <th>Level</th> <th>Line Margin</th> <th>Level Factor</th> <th>Loss Factor</th> <th>Factor</th> <th>Factor</th> <th>Factor</th> <th></th> </tr> <tr> <th>MHz</th> <th>dBuV/m</th> <th>dBuV/m</th> <th>dB</th> <th>dBuV</th> <th>dB/m</th> <th>dB</th> <th>dB</th> <th>dB</th> </tr> </thead> <tbody> <tr> <td>1</td> <td>2462.00</td> <td>110.36</td> <td>-----</td> <td>-----</td> <td>101.71</td> <td>32.39</td> <td>7.21</td> <td>36.95</td> <td>6.00</td> <td>102</td> <td>354</td> <td>PEAK</td> </tr> </tbody> </table>	Limit	Read	Ant	Cable	Preamp	Aux	APos	TPos	Remark	Freq	Level	Line Margin	Level Factor	Loss Factor	Factor	Factor	Factor		MHz	dBuV/m	dBuV/m	dB	dBuV	dB/m	dB	dB	dB	1	2462.00	110.36	-----	-----	101.71	32.39	7.21	36.95	6.00	102	354	PEAK
	Limit	Read	Ant	Cable	Preamp	Aux	APos	TPos	Remark																																																																									
Freq	Level	Line Margin	Level Factor	Loss Factor	Factor	Factor	Factor																																																																											
MHz	dBuV/m	dBuV/m	dB	dBuV	dB/m	dB	dB	dB																																																																										
1	2487.70	68.72	74.00	-5.28	59.90	32.54	7.26	36.98	6.00	102	354	PEAK																																																																						
Limit	Read	Ant	Cable	Preamp	Aux	APos	TPos	Remark																																																																										
Freq	Level	Line Margin	Level Factor	Loss Factor	Factor	Factor	Factor																																																																											
MHz	dBuV/m	dBuV/m	dB	dBuV	dB/m	dB	dB	dB																																																																										
1	2462.00	110.36	-----	-----	101.71	32.39	7.21	36.95	6.00	102	354	PEAK																																																																						
Avg	 <table border="1" data-bbox="263 1859 774 1993"> <thead> <tr> <th>Limit</th> <th>Read</th> <th>Ant</th> <th>Cable</th> <th>Preamp</th> <th>Aux</th> <th>APos</th> <th>TPos</th> <th>Remark</th> </tr> <tr> <th>Freq</th> <th>Level</th> <th>Line Margin</th> <th>Level Factor</th> <th>Loss Factor</th> <th>Factor</th> <th>Factor</th> <th>Factor</th> <th></th> </tr> <tr> <th>MHz</th> <th>dBuV/m</th> <th>dBuV/m</th> <th>dB</th> <th>dBuV</th> <th>dB/m</th> <th>dB</th> <th>dB</th> <th>dB</th> </tr> </thead> <tbody> <tr> <td>1</td> <td>2483.50</td> <td>52.67</td> <td>54.00</td> <td>-1.33</td> <td>43.87</td> <td>32.52</td> <td>7.26</td> <td>36.98</td> <td>6.00</td> <td>102</td> <td>354</td> <td>AVERAGE</td> </tr> </tbody> </table>	Limit	Read	Ant	Cable	Preamp	Aux	APos	TPos	Remark	Freq	Level	Line Margin	Level Factor	Loss Factor	Factor	Factor	Factor		MHz	dBuV/m	dBuV/m	dB	dBuV	dB/m	dB	dB	dB	1	2483.50	52.67	54.00	-1.33	43.87	32.52	7.26	36.98	6.00	102	354	AVERAGE	 <table border="1" data-bbox="901 1859 1412 1993"> <thead> <tr> <th>Limit</th> <th>Read</th> <th>Ant</th> <th>Cable</th> <th>Preamp</th> <th>Aux</th> <th>APos</th> <th>TPos</th> <th>Remark</th> </tr> <tr> <th>Freq</th> <th>Level</th> <th>Line Margin</th> <th>Level Factor</th> <th>Loss Factor</th> <th>Factor</th> <th>Factor</th> <th>Factor</th> <th></th> </tr> <tr> <th>MHz</th> <th>dBuV/m</th> <th>dBuV/m</th> <th>dB</th> <th>dBuV</th> <th>dB/m</th> <th>dB</th> <th>dB</th> <th>dB</th> </tr> </thead> <tbody> <tr> <td>1</td> <td>2462.00</td> <td>100.91</td> <td>-----</td> <td>-----</td> <td>92.27</td> <td>32.38</td> <td>7.21</td> <td>36.95</td> <td>6.00</td> <td>102</td> <td>354</td> <td>AVERAGE</td> </tr> </tbody> </table>	Limit	Read	Ant	Cable	Preamp	Aux	APos	TPos	Remark	Freq	Level	Line Margin	Level Factor	Loss Factor	Factor	Factor	Factor		MHz	dBuV/m	dBuV/m	dB	dBuV	dB/m	dB	dB	dB	1	2462.00	100.91	-----	-----	92.27	32.38	7.21	36.95	6.00	102	354	AVERAGE
Limit	Read	Ant	Cable	Preamp	Aux	APos	TPos	Remark																																																																										
Freq	Level	Line Margin	Level Factor	Loss Factor	Factor	Factor	Factor																																																																											
MHz	dBuV/m	dBuV/m	dB	dBuV	dB/m	dB	dB	dB																																																																										
1	2483.50	52.67	54.00	-1.33	43.87	32.52	7.26	36.98	6.00	102	354	AVERAGE																																																																						
Limit	Read	Ant	Cable	Preamp	Aux	APos	TPos	Remark																																																																										
Freq	Level	Line Margin	Level Factor	Loss Factor	Factor	Factor	Factor																																																																											
MHz	dBuV/m	dBuV/m	dB	dBuV	dB/m	dB	dB	dB																																																																										
1	2462.00	100.91	-----	-----	92.27	32.38	7.21	36.95	6.00	102	354	AVERAGE																																																																						



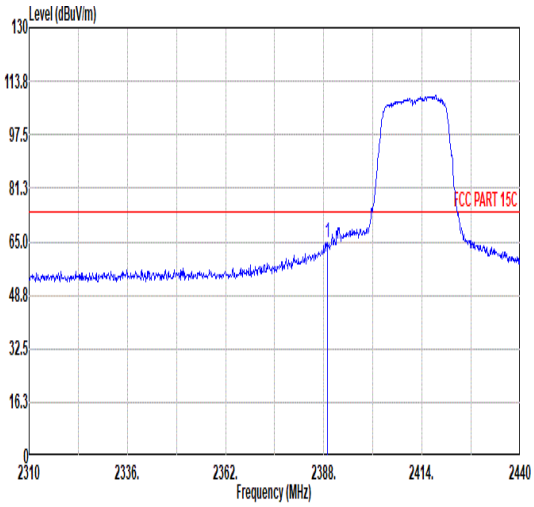
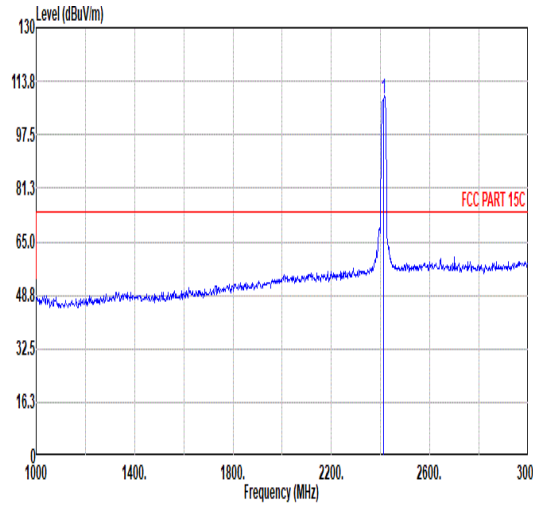
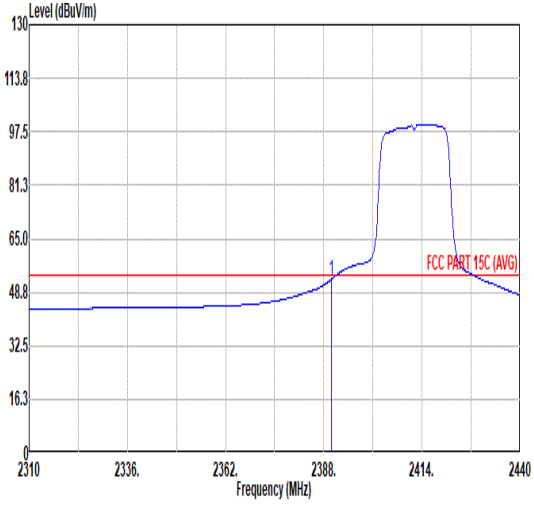
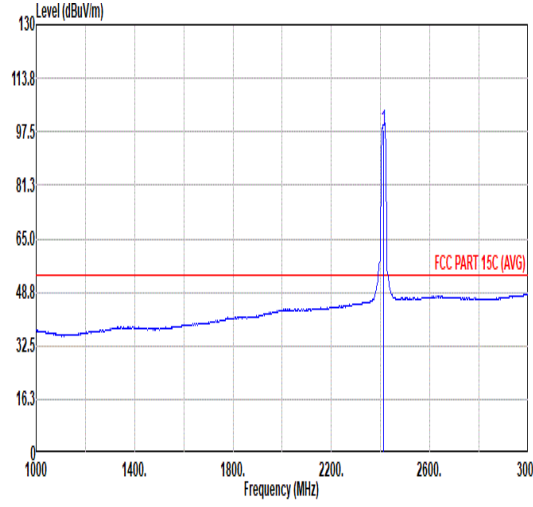
Mode	7																																																																																	
	Band Edge																																																																																	
	2400-2483.5_802.11g_CH11_2462MHz																																																																																	
ANT	1																																																																																	
Pol.	Vertical	Fundamental																																																																																
Peak	 <table border="1" data-bbox="263 1176 774 1310"> <thead> <tr> <th>Limit</th> <th>Read</th> <th>Ant</th> <th>Cable</th> <th>Preamp</th> <th>Aux</th> <th>APos</th> <th>TPos</th> <th>Remark</th> </tr> <tr> <th>Freq</th> <th>Level</th> <th>Line Margin</th> <th>Level Factor</th> <th>Loss Factor</th> <th>Factor</th> <th></th> <th></th> <th></th> </tr> <tr> <th>MHz</th> <th>dBuV/m</th> <th>dBuV/m</th> <th>dB</th> <th>dBuV</th> <th>dB/m</th> <th>dB</th> <th>dB</th> <th>dB</th> </tr> </thead> <tbody> <tr> <td>1</td> <td>2492.32</td> <td>67.25</td> <td>74.00</td> <td>-6.75</td> <td>58.40</td> <td>32.56</td> <td>7.27</td> <td>36.98</td> <td>6.00</td> <td>100</td> <td>116</td> <td>PEAK</td> </tr> </tbody> </table>	Limit	Read	Ant	Cable	Preamp	Aux	APos	TPos	Remark	Freq	Level	Line Margin	Level Factor	Loss Factor	Factor				MHz	dBuV/m	dBuV/m	dB	dBuV	dB/m	dB	dB	dB	1	2492.32	67.25	74.00	-6.75	58.40	32.56	7.27	36.98	6.00	100	116	PEAK	 <table border="1" data-bbox="901 1176 1412 1310"> <thead> <tr> <th>Limit</th> <th>Read</th> <th>Ant</th> <th>Cable</th> <th>Preamp</th> <th>Aux</th> <th>APos</th> <th>TPos</th> <th>Remark</th> </tr> <tr> <th>Freq</th> <th>Level</th> <th>Line Margin</th> <th>Level Factor</th> <th>Loss Factor</th> <th>Factor</th> <th></th> <th></th> <th></th> </tr> <tr> <th>MHz</th> <th>dBuV/m</th> <th>dBuV/m</th> <th>dB</th> <th>dBuV</th> <th>dB/m</th> <th>dB</th> <th>dB</th> <th>dB</th> </tr> </thead> <tbody> <tr> <td>1</td> <td>2462.00</td> <td>110.34</td> <td>-----</td> <td>-----</td> <td>101.67</td> <td>32.40</td> <td>7.22</td> <td>36.95</td> <td>6.00</td> <td>100</td> <td>116</td> <td>PEAK</td> </tr> </tbody> </table>	Limit	Read	Ant	Cable	Preamp	Aux	APos	TPos	Remark	Freq	Level	Line Margin	Level Factor	Loss Factor	Factor				MHz	dBuV/m	dBuV/m	dB	dBuV	dB/m	dB	dB	dB	1	2462.00	110.34	-----	-----	101.67	32.40	7.22	36.95	6.00	100	116	PEAK
	Limit	Read	Ant	Cable	Preamp	Aux	APos	TPos	Remark																																																																									
Freq	Level	Line Margin	Level Factor	Loss Factor	Factor																																																																													
MHz	dBuV/m	dBuV/m	dB	dBuV	dB/m	dB	dB	dB																																																																										
1	2492.32	67.25	74.00	-6.75	58.40	32.56	7.27	36.98	6.00	100	116	PEAK																																																																						
Limit	Read	Ant	Cable	Preamp	Aux	APos	TPos	Remark																																																																										
Freq	Level	Line Margin	Level Factor	Loss Factor	Factor																																																																													
MHz	dBuV/m	dBuV/m	dB	dBuV	dB/m	dB	dB	dB																																																																										
1	2462.00	110.34	-----	-----	101.67	32.40	7.22	36.95	6.00	100	116	PEAK																																																																						
Avg	 <table border="1" data-bbox="263 1859 774 1993"> <thead> <tr> <th>Limit</th> <th>Read</th> <th>Ant</th> <th>Cable</th> <th>Preamp</th> <th>Aux</th> <th>APos</th> <th>TPos</th> <th>Remark</th> </tr> <tr> <th>Freq</th> <th>Level</th> <th>Line Margin</th> <th>Level Factor</th> <th>Loss Factor</th> <th>Factor</th> <th></th> <th></th> <th></th> </tr> <tr> <th>MHz</th> <th>dBuV/m</th> <th>dBuV/m</th> <th>dB</th> <th>dBuV</th> <th>dB/m</th> <th>dB</th> <th>dB</th> <th>dB</th> </tr> </thead> <tbody> <tr> <td>1</td> <td>2483.50</td> <td>51.44</td> <td>54.00</td> <td>-2.56</td> <td>42.64</td> <td>32.52</td> <td>7.26</td> <td>36.98</td> <td>6.00</td> <td>100</td> <td>116</td> <td>AVERAGE</td> </tr> </tbody> </table>	Limit	Read	Ant	Cable	Preamp	Aux	APos	TPos	Remark	Freq	Level	Line Margin	Level Factor	Loss Factor	Factor				MHz	dBuV/m	dBuV/m	dB	dBuV	dB/m	dB	dB	dB	1	2483.50	51.44	54.00	-2.56	42.64	32.52	7.26	36.98	6.00	100	116	AVERAGE	 <table border="1" data-bbox="901 1859 1412 1993"> <thead> <tr> <th>Limit</th> <th>Read</th> <th>Ant</th> <th>Cable</th> <th>Preamp</th> <th>Aux</th> <th>APos</th> <th>TPos</th> <th>Remark</th> </tr> <tr> <th>Freq</th> <th>Level</th> <th>Line Margin</th> <th>Level Factor</th> <th>Loss Factor</th> <th>Factor</th> <th></th> <th></th> <th></th> </tr> <tr> <th>MHz</th> <th>dBuV/m</th> <th>dBuV/m</th> <th>dB</th> <th>dBuV</th> <th>dB/m</th> <th>dB</th> <th>dB</th> <th>dB</th> </tr> </thead> <tbody> <tr> <td>1</td> <td>2462.00</td> <td>101.11</td> <td>-----</td> <td>-----</td> <td>92.44</td> <td>32.41</td> <td>7.22</td> <td>36.96</td> <td>6.00</td> <td>100</td> <td>116</td> <td>AVERAGE</td> </tr> </tbody> </table>	Limit	Read	Ant	Cable	Preamp	Aux	APos	TPos	Remark	Freq	Level	Line Margin	Level Factor	Loss Factor	Factor				MHz	dBuV/m	dBuV/m	dB	dBuV	dB/m	dB	dB	dB	1	2462.00	101.11	-----	-----	92.44	32.41	7.22	36.96	6.00	100	116	AVERAGE
Limit	Read	Ant	Cable	Preamp	Aux	APos	TPos	Remark																																																																										
Freq	Level	Line Margin	Level Factor	Loss Factor	Factor																																																																													
MHz	dBuV/m	dBuV/m	dB	dBuV	dB/m	dB	dB	dB																																																																										
1	2483.50	51.44	54.00	-2.56	42.64	32.52	7.26	36.98	6.00	100	116	AVERAGE																																																																						
Limit	Read	Ant	Cable	Preamp	Aux	APos	TPos	Remark																																																																										
Freq	Level	Line Margin	Level Factor	Loss Factor	Factor																																																																													
MHz	dBuV/m	dBuV/m	dB	dBuV	dB/m	dB	dB	dB																																																																										
1	2462.00	101.11	-----	-----	92.44	32.41	7.22	36.96	6.00	100	116	AVERAGE																																																																						



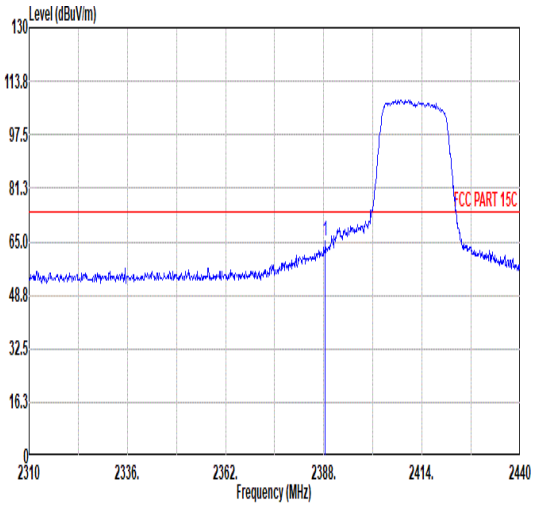
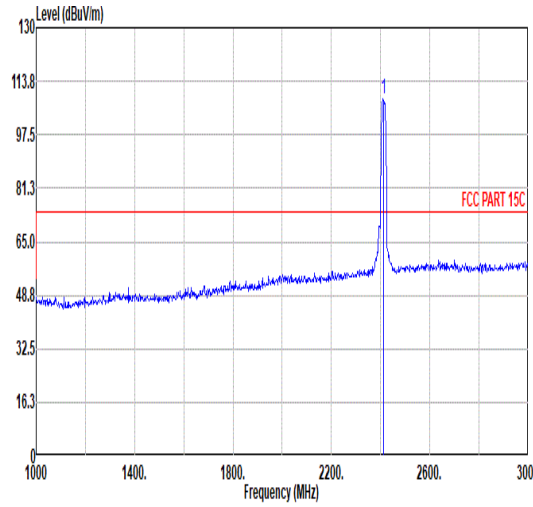
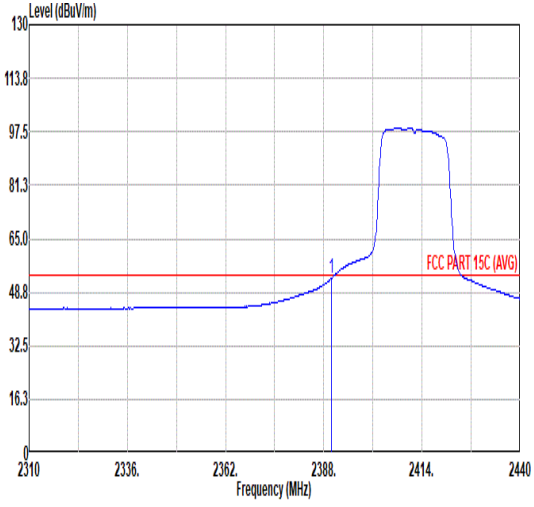
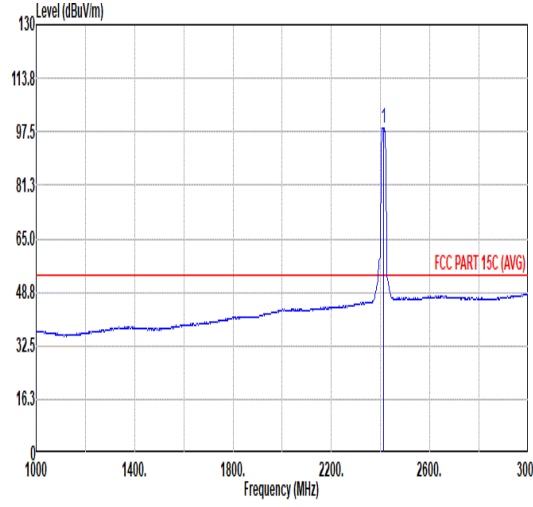
Mode	7																																																																																																																																																						
	Harmonic																																																																																																																																																						
	2400-2483.5_802.11g_CH11_2462MHz																																																																																																																																																						
ANT	1																																																																																																																																																						
Pol.	Horizontal	Vertical																																																																																																																																																					
Peak Avg	<table border="1"> <thead> <tr> <th>Limit</th> <th>Read</th> <th>Ant</th> <th>Cable</th> <th>Preamp</th> <th>Aux</th> <th>APos</th> <th>TPos</th> <th>Remark</th> </tr> <tr> <th>Freq</th> <th>Level</th> <th>Line Margin</th> <th>Level</th> <th>Factor</th> <th>Loss Factor</th> <th>Factor</th> <th></th> <th></th> </tr> <tr> <th>MHz</th> <th>dBuV/m</th> <th>dBuV/m</th> <th>dB</th> <th>dBuV</th> <th>dB/m</th> <th>dB</th> <th>dB</th> <th>cm</th> <th>deg</th> </tr> </thead> <tbody> <tr> <td>1</td> <td>4924.00</td> <td>55.03</td> <td>74.00</td> <td>-18.97</td> <td>76.02</td> <td>33.95</td> <td>10.35</td> <td>65.29</td> <td>0.00</td> <td>127</td> <td>180</td> <td>PEAK</td> </tr> <tr> <td>2</td> <td>4924.00</td> <td>42.56</td> <td>54.00</td> <td>-11.44</td> <td>63.55</td> <td>33.95</td> <td>10.35</td> <td>65.29</td> <td>0.00</td> <td>127</td> <td>180</td> <td>AVERAGE</td> </tr> <tr> <td>3</td> <td>7386.00</td> <td>43.63</td> <td>74.00</td> <td>-30.37</td> <td>61.86</td> <td>35.70</td> <td>12.73</td> <td>66.66</td> <td>0.00</td> <td>--</td> <td>--</td> <td>PEAK</td> </tr> <tr> <td>4</td> <td>9853.50</td> <td>52.67</td> <td>77.16</td> <td>-24.49</td> <td>67.50</td> <td>37.01</td> <td>15.04</td> <td>66.88</td> <td>0.00</td> <td>--</td> <td>--</td> <td>Peak</td> </tr> </tbody> </table>	Limit	Read	Ant	Cable	Preamp	Aux	APos	TPos	Remark	Freq	Level	Line Margin	Level	Factor	Loss Factor	Factor			MHz	dBuV/m	dBuV/m	dB	dBuV	dB/m	dB	dB	cm	deg	1	4924.00	55.03	74.00	-18.97	76.02	33.95	10.35	65.29	0.00	127	180	PEAK	2	4924.00	42.56	54.00	-11.44	63.55	33.95	10.35	65.29	0.00	127	180	AVERAGE	3	7386.00	43.63	74.00	-30.37	61.86	35.70	12.73	66.66	0.00	--	--	PEAK	4	9853.50	52.67	77.16	-24.49	67.50	37.01	15.04	66.88	0.00	--	--	Peak	<table border="1"> <thead> <tr> <th>Limit</th> <th>Read</th> <th>Ant</th> <th>Cable</th> <th>Preamp</th> <th>Aux</th> <th>APos</th> <th>TPos</th> <th>Remark</th> </tr> <tr> <th>Freq</th> <th>Level</th> <th>Line Margin</th> <th>Level</th> <th>Factor</th> <th>Loss Factor</th> <th>Factor</th> <th></th> <th></th> </tr> <tr> <th>MHz</th> <th>dBuV/m</th> <th>dBuV/m</th> <th>dB</th> <th>dBuV</th> <th>dB/m</th> <th>dB</th> <th>dB</th> <th>dB</th> <th>cm</th> <th>deg</th> <th>Remark</th> </tr> </thead> <tbody> <tr> <td>1</td> <td>4920.00</td> <td>44.73</td> <td>74.00</td> <td>-29.27</td> <td>65.73</td> <td>33.94</td> <td>10.35</td> <td>65.29</td> <td>0.00</td> <td>--</td> <td>--</td> <td>Peak</td> </tr> <tr> <td>2</td> <td>7386.00</td> <td>43.01</td> <td>74.00</td> <td>-30.99</td> <td>61.24</td> <td>35.70</td> <td>12.73</td> <td>66.66</td> <td>0.00</td> <td>--</td> <td>--</td> <td>PEAK</td> </tr> <tr> <td>3</td> <td>9849.00</td> <td>53.86</td> <td>81.12</td> <td>-27.26</td> <td>68.70</td> <td>37.00</td> <td>15.04</td> <td>66.88</td> <td>0.00</td> <td>--</td> <td>--</td> <td>Peak</td> </tr> </tbody> </table>	Limit	Read	Ant	Cable	Preamp	Aux	APos	TPos	Remark	Freq	Level	Line Margin	Level	Factor	Loss Factor	Factor			MHz	dBuV/m	dBuV/m	dB	dBuV	dB/m	dB	dB	dB	cm	deg	Remark	1	4920.00	44.73	74.00	-29.27	65.73	33.94	10.35	65.29	0.00	--	--	Peak	2	7386.00	43.01	74.00	-30.99	61.24	35.70	12.73	66.66	0.00	--	--	PEAK	3	9849.00	53.86	81.12	-27.26	68.70	37.00	15.04	66.88	0.00	--	--	Peak
Limit	Read	Ant	Cable	Preamp	Aux	APos	TPos	Remark																																																																																																																																															
Freq	Level	Line Margin	Level	Factor	Loss Factor	Factor																																																																																																																																																	
MHz	dBuV/m	dBuV/m	dB	dBuV	dB/m	dB	dB	cm	deg																																																																																																																																														
1	4924.00	55.03	74.00	-18.97	76.02	33.95	10.35	65.29	0.00	127	180	PEAK																																																																																																																																											
2	4924.00	42.56	54.00	-11.44	63.55	33.95	10.35	65.29	0.00	127	180	AVERAGE																																																																																																																																											
3	7386.00	43.63	74.00	-30.37	61.86	35.70	12.73	66.66	0.00	--	--	PEAK																																																																																																																																											
4	9853.50	52.67	77.16	-24.49	67.50	37.01	15.04	66.88	0.00	--	--	Peak																																																																																																																																											
Limit	Read	Ant	Cable	Preamp	Aux	APos	TPos	Remark																																																																																																																																															
Freq	Level	Line Margin	Level	Factor	Loss Factor	Factor																																																																																																																																																	
MHz	dBuV/m	dBuV/m	dB	dBuV	dB/m	dB	dB	dB	cm	deg	Remark																																																																																																																																												
1	4920.00	44.73	74.00	-29.27	65.73	33.94	10.35	65.29	0.00	--	--	Peak																																																																																																																																											
2	7386.00	43.01	74.00	-30.99	61.24	35.70	12.73	66.66	0.00	--	--	PEAK																																																																																																																																											
3	9849.00	53.86	81.12	-27.26	68.70	37.00	15.04	66.88	0.00	--	--	Peak																																																																																																																																											

Note: The non-restricted frequency which limit is 100kHz-PSD down 20dB



Mode	8																																																																																			
	Band Edge																																																																																			
	2400-2483.5_802.11n_HT20_CH01_2412MHz																																																																																			
ANT	1																																																																																			
Pol.	Horizontal	Fundamental																																																																																		
Peak	 <table border="1" data-bbox="263 1176 774 1310"> <thead> <tr> <th>Limit</th> <th>Read</th> <th>Ant</th> <th>Cable</th> <th>Preamp</th> <th>Aux</th> <th>APos</th> <th>TPos</th> <th>Remark</th> </tr> <tr> <th>Freq</th> <th>Level</th> <th>Line Margin</th> <th>Level Factor</th> <th>Loss Factor</th> <th>Factor</th> <th></th> <th></th> <th></th> </tr> <tr> <th>MHz</th> <th>dBuV/m</th> <th>dBuV/m</th> <th>dB</th> <th>dBuV</th> <th>dB/m</th> <th>dB</th> <th>dB</th> <th>cm</th> <th>deg</th> </tr> </thead> <tbody> <tr> <td>1</td> <td>2388.91</td> <td>64.93</td> <td>74.00</td> <td>-9.07</td> <td>56.59</td> <td>32.07</td> <td>7.10</td> <td>36.83</td> <td>6.00</td> <td>125</td> <td>352</td> <td>PEAK</td> </tr> </tbody> </table>	Limit	Read	Ant	Cable	Preamp	Aux	APos	TPos	Remark	Freq	Level	Line Margin	Level Factor	Loss Factor	Factor				MHz	dBuV/m	dBuV/m	dB	dBuV	dB/m	dB	dB	cm	deg	1	2388.91	64.93	74.00	-9.07	56.59	32.07	7.10	36.83	6.00	125	352	PEAK	 <table border="1" data-bbox="901 1176 1412 1310"> <thead> <tr> <th>Limit</th> <th>Read</th> <th>Ant</th> <th>Cable</th> <th>Preamp</th> <th>Aux</th> <th>APos</th> <th>TPos</th> <th>Remark</th> </tr> <tr> <th>Freq</th> <th>Level</th> <th>Line Margin</th> <th>Level Factor</th> <th>Loss Factor</th> <th>Factor</th> <th></th> <th></th> <th></th> </tr> <tr> <th>MHz</th> <th>dBuV/m</th> <th>dBuV/m</th> <th>dB</th> <th>dBuV</th> <th>dB/m</th> <th>dB</th> <th>dB</th> <th>cm</th> <th>deg</th> </tr> </thead> <tbody> <tr> <td>1</td> <td>2412.00</td> <td>108.20</td> <td>-----</td> <td>-----</td> <td>99.75</td> <td>32.16</td> <td>7.14</td> <td>36.85</td> <td>6.00</td> <td>125</td> <td>352</td> <td>PEAK</td> </tr> </tbody> </table>	Limit	Read	Ant	Cable	Preamp	Aux	APos	TPos	Remark	Freq	Level	Line Margin	Level Factor	Loss Factor	Factor				MHz	dBuV/m	dBuV/m	dB	dBuV	dB/m	dB	dB	cm	deg	1	2412.00	108.20	-----	-----	99.75	32.16	7.14	36.85	6.00	125	352	PEAK
	Limit	Read	Ant	Cable	Preamp	Aux	APos	TPos	Remark																																																																											
Freq	Level	Line Margin	Level Factor	Loss Factor	Factor																																																																															
MHz	dBuV/m	dBuV/m	dB	dBuV	dB/m	dB	dB	cm	deg																																																																											
1	2388.91	64.93	74.00	-9.07	56.59	32.07	7.10	36.83	6.00	125	352	PEAK																																																																								
Limit	Read	Ant	Cable	Preamp	Aux	APos	TPos	Remark																																																																												
Freq	Level	Line Margin	Level Factor	Loss Factor	Factor																																																																															
MHz	dBuV/m	dBuV/m	dB	dBuV	dB/m	dB	dB	cm	deg																																																																											
1	2412.00	108.20	-----	-----	99.75	32.16	7.14	36.85	6.00	125	352	PEAK																																																																								
Avg	 <table border="1" data-bbox="263 1859 774 1993"> <thead> <tr> <th>Limit</th> <th>Read</th> <th>Ant</th> <th>Cable</th> <th>Preamp</th> <th>Aux</th> <th>APos</th> <th>TPos</th> <th>Remark</th> </tr> <tr> <th>Freq</th> <th>Level</th> <th>Line Margin</th> <th>Level Factor</th> <th>Loss Factor</th> <th>Factor</th> <th></th> <th></th> <th></th> </tr> <tr> <th>MHz</th> <th>dBuV/m</th> <th>dBuV/m</th> <th>dB</th> <th>dBuV</th> <th>dB/m</th> <th>dB</th> <th>dB</th> <th>cm</th> <th>deg</th> </tr> </thead> <tbody> <tr> <td>1</td> <td>2389.95</td> <td>52.63</td> <td>54.00</td> <td>-1.37</td> <td>44.28</td> <td>32.07</td> <td>7.11</td> <td>36.83</td> <td>6.00</td> <td>125</td> <td>352</td> <td>AVERAGE</td> </tr> </tbody> </table>	Limit	Read	Ant	Cable	Preamp	Aux	APos	TPos	Remark	Freq	Level	Line Margin	Level Factor	Loss Factor	Factor				MHz	dBuV/m	dBuV/m	dB	dBuV	dB/m	dB	dB	cm	deg	1	2389.95	52.63	54.00	-1.37	44.28	32.07	7.11	36.83	6.00	125	352	AVERAGE	 <table border="1" data-bbox="901 1859 1412 1993"> <thead> <tr> <th>Limit</th> <th>Read</th> <th>Ant</th> <th>Cable</th> <th>Preamp</th> <th>Aux</th> <th>APos</th> <th>TPos</th> <th>Remark</th> </tr> <tr> <th>Freq</th> <th>Level</th> <th>Line Margin</th> <th>Level Factor</th> <th>Loss Factor</th> <th>Factor</th> <th></th> <th></th> <th></th> </tr> <tr> <th>MHz</th> <th>dBuV/m</th> <th>dBuV/m</th> <th>dB</th> <th>dBuV</th> <th>dB/m</th> <th>dB</th> <th>dB</th> <th>cm</th> <th>deg</th> </tr> </thead> <tbody> <tr> <td>1</td> <td>2412.00</td> <td>98.15</td> <td>-----</td> <td>-----</td> <td>89.70</td> <td>32.16</td> <td>7.14</td> <td>36.85</td> <td>6.00</td> <td>125</td> <td>352</td> <td>AVERAGE</td> </tr> </tbody> </table>	Limit	Read	Ant	Cable	Preamp	Aux	APos	TPos	Remark	Freq	Level	Line Margin	Level Factor	Loss Factor	Factor				MHz	dBuV/m	dBuV/m	dB	dBuV	dB/m	dB	dB	cm	deg	1	2412.00	98.15	-----	-----	89.70	32.16	7.14	36.85	6.00	125	352	AVERAGE
Limit	Read	Ant	Cable	Preamp	Aux	APos	TPos	Remark																																																																												
Freq	Level	Line Margin	Level Factor	Loss Factor	Factor																																																																															
MHz	dBuV/m	dBuV/m	dB	dBuV	dB/m	dB	dB	cm	deg																																																																											
1	2389.95	52.63	54.00	-1.37	44.28	32.07	7.11	36.83	6.00	125	352	AVERAGE																																																																								
Limit	Read	Ant	Cable	Preamp	Aux	APos	TPos	Remark																																																																												
Freq	Level	Line Margin	Level Factor	Loss Factor	Factor																																																																															
MHz	dBuV/m	dBuV/m	dB	dBuV	dB/m	dB	dB	cm	deg																																																																											
1	2412.00	98.15	-----	-----	89.70	32.16	7.14	36.85	6.00	125	352	AVERAGE																																																																								



Mode	8																																																																																	
	Band Edge																																																																																	
	2400-2483.5_802.11n_HT20_CH01_2412MHz																																																																																	
ANT	1																																																																																	
Pol.	Vertical	Fundamental																																																																																
Peak	 <table border="1" data-bbox="263 1176 774 1310"> <thead> <tr> <th>Limit</th> <th>Read</th> <th>Ant</th> <th>Cable</th> <th>Preamp</th> <th>Aux</th> <th>APos</th> <th>TPos</th> <th>Remark</th> </tr> <tr> <th>Freq</th> <th>Level</th> <th>Line Margin</th> <th>Level Factor</th> <th>Loss Factor</th> <th>Factor</th> <th></th> <th></th> <th></th> </tr> <tr> <th>MHz</th> <th>dBuV/m</th> <th>dBuV/m</th> <th>dB</th> <th>dBuV</th> <th>dB/m</th> <th>dB</th> <th>dB</th> <th>cm</th> <th>deg</th> </tr> </thead> <tbody> <tr> <td>1</td> <td>2388.39</td> <td>65.32</td> <td>74.00</td> <td>-8.68</td> <td>56.98</td> <td>32.07</td> <td>7.10</td> <td>36.83</td> <td>6.00</td> <td>100</td> <td>52 PEAK</td> </tr> </tbody> </table>	Limit	Read	Ant	Cable	Preamp	Aux	APos	TPos	Remark	Freq	Level	Line Margin	Level Factor	Loss Factor	Factor				MHz	dBuV/m	dBuV/m	dB	dBuV	dB/m	dB	dB	cm	deg	1	2388.39	65.32	74.00	-8.68	56.98	32.07	7.10	36.83	6.00	100	52 PEAK	 <table border="1" data-bbox="901 1176 1412 1310"> <thead> <tr> <th>Limit</th> <th>Read</th> <th>Ant</th> <th>Cable</th> <th>Preamp</th> <th>Aux</th> <th>APos</th> <th>TPos</th> <th>Remark</th> </tr> <tr> <th>Freq</th> <th>Level</th> <th>Line Margin</th> <th>Level Factor</th> <th>Loss Factor</th> <th>Factor</th> <th></th> <th></th> <th></th> </tr> <tr> <th>MHz</th> <th>dBuV/m</th> <th>dBuV/m</th> <th>dB</th> <th>dBuV</th> <th>dB/m</th> <th>dB</th> <th>dB</th> <th>cm</th> <th>deg</th> </tr> </thead> <tbody> <tr> <td>1</td> <td>2412.00</td> <td>108.32</td> <td>-----</td> <td>-----</td> <td>99.88</td> <td>32.15</td> <td>7.14</td> <td>36.85</td> <td>6.00</td> <td>100</td> <td>52 PEAK</td> </tr> </tbody> </table>	Limit	Read	Ant	Cable	Preamp	Aux	APos	TPos	Remark	Freq	Level	Line Margin	Level Factor	Loss Factor	Factor				MHz	dBuV/m	dBuV/m	dB	dBuV	dB/m	dB	dB	cm	deg	1	2412.00	108.32	-----	-----	99.88	32.15	7.14	36.85	6.00	100	52 PEAK
	Limit	Read	Ant	Cable	Preamp	Aux	APos	TPos	Remark																																																																									
Freq	Level	Line Margin	Level Factor	Loss Factor	Factor																																																																													
MHz	dBuV/m	dBuV/m	dB	dBuV	dB/m	dB	dB	cm	deg																																																																									
1	2388.39	65.32	74.00	-8.68	56.98	32.07	7.10	36.83	6.00	100	52 PEAK																																																																							
Limit	Read	Ant	Cable	Preamp	Aux	APos	TPos	Remark																																																																										
Freq	Level	Line Margin	Level Factor	Loss Factor	Factor																																																																													
MHz	dBuV/m	dBuV/m	dB	dBuV	dB/m	dB	dB	cm	deg																																																																									
1	2412.00	108.32	-----	-----	99.88	32.15	7.14	36.85	6.00	100	52 PEAK																																																																							
Avg	 <table border="1" data-bbox="263 1859 774 1993"> <thead> <tr> <th>Limit</th> <th>Read</th> <th>Ant</th> <th>Cable</th> <th>Preamp</th> <th>Aux</th> <th>APos</th> <th>TPos</th> <th>Remark</th> </tr> <tr> <th>Freq</th> <th>Level</th> <th>Line Margin</th> <th>Level Factor</th> <th>Loss Factor</th> <th>Factor</th> <th></th> <th></th> <th></th> </tr> <tr> <th>MHz</th> <th>dBuV/m</th> <th>dBuV/m</th> <th>dB</th> <th>dBuV</th> <th>dB/m</th> <th>dB</th> <th>dB</th> <th>cm</th> <th>deg</th> </tr> </thead> <tbody> <tr> <td>1</td> <td>2389.95</td> <td>52.94</td> <td>54.00</td> <td>-1.06</td> <td>44.59</td> <td>32.07</td> <td>7.11</td> <td>36.83</td> <td>6.00</td> <td>100</td> <td>52 AVERAGE</td> </tr> </tbody> </table>	Limit	Read	Ant	Cable	Preamp	Aux	APos	TPos	Remark	Freq	Level	Line Margin	Level Factor	Loss Factor	Factor				MHz	dBuV/m	dBuV/m	dB	dBuV	dB/m	dB	dB	cm	deg	1	2389.95	52.94	54.00	-1.06	44.59	32.07	7.11	36.83	6.00	100	52 AVERAGE	 <table border="1" data-bbox="901 1859 1412 1993"> <thead> <tr> <th>Limit</th> <th>Read</th> <th>Ant</th> <th>Cable</th> <th>Preamp</th> <th>Aux</th> <th>APos</th> <th>TPos</th> <th>Remark</th> </tr> <tr> <th>Freq</th> <th>Level</th> <th>Line Margin</th> <th>Level Factor</th> <th>Loss Factor</th> <th>Factor</th> <th></th> <th></th> <th></th> </tr> <tr> <th>MHz</th> <th>dBuV/m</th> <th>dBuV/m</th> <th>dB</th> <th>dBuV</th> <th>dB/m</th> <th>dB</th> <th>dB</th> <th>cm</th> <th>deg</th> </tr> </thead> <tbody> <tr> <td>1</td> <td>2412.00</td> <td>98.76</td> <td>-----</td> <td>-----</td> <td>90.33</td> <td>32.14</td> <td>7.13</td> <td>36.84</td> <td>6.00</td> <td>100</td> <td>52 AVERAGE</td> </tr> </tbody> </table>	Limit	Read	Ant	Cable	Preamp	Aux	APos	TPos	Remark	Freq	Level	Line Margin	Level Factor	Loss Factor	Factor				MHz	dBuV/m	dBuV/m	dB	dBuV	dB/m	dB	dB	cm	deg	1	2412.00	98.76	-----	-----	90.33	32.14	7.13	36.84	6.00	100	52 AVERAGE
Limit	Read	Ant	Cable	Preamp	Aux	APos	TPos	Remark																																																																										
Freq	Level	Line Margin	Level Factor	Loss Factor	Factor																																																																													
MHz	dBuV/m	dBuV/m	dB	dBuV	dB/m	dB	dB	cm	deg																																																																									
1	2389.95	52.94	54.00	-1.06	44.59	32.07	7.11	36.83	6.00	100	52 AVERAGE																																																																							
Limit	Read	Ant	Cable	Preamp	Aux	APos	TPos	Remark																																																																										
Freq	Level	Line Margin	Level Factor	Loss Factor	Factor																																																																													
MHz	dBuV/m	dBuV/m	dB	dBuV	dB/m	dB	dB	cm	deg																																																																									
1	2412.00	98.76	-----	-----	90.33	32.14	7.13	36.84	6.00	100	52 AVERAGE																																																																							



Mode	8																																																																																
	Harmonic																																																																																
	2400-2483.5_802.11n_HT20_CH01_2412MHz																																																																																
ANT	1																																																																																
Pol.	Horizontal	Vertical																																																																															
Peak Avg																																																																																	
	<table border="1"> <thead> <tr> <th>Limit</th> <th>Read</th> <th>Ant</th> <th>Cable</th> <th>Preamp</th> <th>Aux</th> <th>APos</th> <th>TPos</th> <th>Remark</th> </tr> <tr> <th>Freq</th> <th>Level</th> <th>Line Margin</th> <th>Level Factor</th> <th>Loss Factor</th> <th>Factor</th> <th></th> <th></th> <th></th> </tr> <tr> <th>MHz</th> <th>dBuV/m</th> <th>dBuV/m</th> <th>dB</th> <th>dBuV</th> <th>dB/m</th> <th>dB</th> <th>dB</th> <th>cm</th> <th>deg</th> </tr> </thead> <tbody> <tr> <td>1</td> <td>4824.00</td> <td>43.75</td> <td>74.00</td> <td>-30.25</td> <td>64.87</td> <td>33.90</td> <td>10.23</td> <td>65.25</td> <td>0.00</td> <td>--</td> <td>PEAK</td> </tr> </tbody> </table>	Limit	Read	Ant	Cable	Preamp	Aux	APos	TPos	Remark	Freq	Level	Line Margin	Level Factor	Loss Factor	Factor				MHz	dBuV/m	dBuV/m	dB	dBuV	dB/m	dB	dB	cm	deg	1	4824.00	43.75	74.00	-30.25	64.87	33.90	10.23	65.25	0.00	--	PEAK	<table border="1"> <thead> <tr> <th>Limit</th> <th>Read</th> <th>Ant</th> <th>Cable</th> <th>Preamp</th> <th>Aux</th> <th>APos</th> <th>TPos</th> <th>Remark</th> </tr> <tr> <th>Freq</th> <th>Level</th> <th>Line Margin</th> <th>Level Factor</th> <th>Loss Factor</th> <th>Factor</th> <th></th> <th></th> <th></th> </tr> <tr> <th>MHz</th> <th>dBuV/m</th> <th>dBuV/m</th> <th>dB</th> <th>dBuV</th> <th>dB/m</th> <th>dB</th> <th>dB</th> <th>cm</th> <th>deg</th> </tr> </thead> <tbody> <tr> <td>1</td> <td>4824.00</td> <td>41.21</td> <td>74.00</td> <td>-32.79</td> <td>62.33</td> <td>33.90</td> <td>10.23</td> <td>65.25</td> <td>0.00</td> <td>--</td> <td>PEAK</td> </tr> </tbody> </table>	Limit	Read	Ant	Cable	Preamp	Aux	APos	TPos	Remark	Freq	Level	Line Margin	Level Factor	Loss Factor	Factor				MHz	dBuV/m	dBuV/m	dB	dBuV	dB/m	dB	dB	cm	deg	1	4824.00	41.21	74.00	-32.79	62.33	33.90	10.23	65.25	0.00	--
Limit	Read	Ant	Cable	Preamp	Aux	APos	TPos	Remark																																																																									
Freq	Level	Line Margin	Level Factor	Loss Factor	Factor																																																																												
MHz	dBuV/m	dBuV/m	dB	dBuV	dB/m	dB	dB	cm	deg																																																																								
1	4824.00	43.75	74.00	-30.25	64.87	33.90	10.23	65.25	0.00	--	PEAK																																																																						
Limit	Read	Ant	Cable	Preamp	Aux	APos	TPos	Remark																																																																									
Freq	Level	Line Margin	Level Factor	Loss Factor	Factor																																																																												
MHz	dBuV/m	dBuV/m	dB	dBuV	dB/m	dB	dB	cm	deg																																																																								
1	4824.00	41.21	74.00	-32.79	62.33	33.90	10.23	65.25	0.00	--	PEAK																																																																						



Mode	9																																																																			
	Band Edge																																																																			
	2400-2483.5_802.11n HT20_CH02_2417MHz																																																																			
ANT	1																																																																			
Pol.	Horizontal	Fundamental																																																																		
Peak	<p>Level (dBuV/m)</p> <p>Frequency (MHz)</p> <table border="1"> <thead> <tr> <th>Limit Freq</th> <th>Limit Level</th> <th>Read Level</th> <th>Line Margin</th> <th>Ant Level</th> <th>Cable Factor</th> <th>Preamp Loss</th> <th>Aux Factor</th> <th>APos</th> <th>TPos</th> <th>Remark</th> </tr> <tr> <th>MHz</th> <th>dBuV/m</th> <th>dBuV/m</th> <th>dB</th> <th>dBuV</th> <th>dB/m</th> <th>dB</th> <th>dB</th> <th>dB</th> <th>cm</th> <th>deg</th> </tr> </thead> <tbody> <tr> <td>1 2389.95</td> <td>68.39</td> <td>74.00</td> <td>-5.61</td> <td>60.04</td> <td>32.07</td> <td>7.11</td> <td>36.83</td> <td>6.00</td> <td>148</td> <td>360 PEAK</td> </tr> </tbody> </table>	Limit Freq	Limit Level	Read Level	Line Margin	Ant Level	Cable Factor	Preamp Loss	Aux Factor	APos	TPos	Remark	MHz	dBuV/m	dBuV/m	dB	dBuV	dB/m	dB	dB	dB	cm	deg	1 2389.95	68.39	74.00	-5.61	60.04	32.07	7.11	36.83	6.00	148	360 PEAK	<p>Level (dBuV/m)</p> <p>Frequency (MHz)</p> <table border="1"> <thead> <tr> <th>Limit Freq</th> <th>Limit Level</th> <th>Read Level</th> <th>Line Margin</th> <th>Ant Level</th> <th>Cable Factor</th> <th>Preamp Loss</th> <th>Aux Factor</th> <th>APos</th> <th>TPos</th> <th>Remark</th> </tr> <tr> <th>MHz</th> <th>dBuV/m</th> <th>dBuV/m</th> <th>dB</th> <th>dBuV</th> <th>dB/m</th> <th>dB</th> <th>dB</th> <th>dB</th> <th>cm</th> <th>deg</th> </tr> </thead> <tbody> <tr> <td>1 2417.00</td> <td>110.16</td> <td>-----</td> <td>-----</td> <td>101.71</td> <td>32.17</td> <td>7.14</td> <td>36.86</td> <td>6.00</td> <td>148</td> <td>360 PEAK</td> </tr> </tbody> </table>	Limit Freq	Limit Level	Read Level	Line Margin	Ant Level	Cable Factor	Preamp Loss	Aux Factor	APos	TPos	Remark	MHz	dBuV/m	dBuV/m	dB	dBuV	dB/m	dB	dB	dB	cm	deg	1 2417.00	110.16	-----	-----	101.71	32.17	7.14	36.86	6.00	148	360 PEAK
	Limit Freq	Limit Level	Read Level	Line Margin	Ant Level	Cable Factor	Preamp Loss	Aux Factor	APos	TPos	Remark																																																									
MHz	dBuV/m	dBuV/m	dB	dBuV	dB/m	dB	dB	dB	cm	deg																																																										
1 2389.95	68.39	74.00	-5.61	60.04	32.07	7.11	36.83	6.00	148	360 PEAK																																																										
Limit Freq	Limit Level	Read Level	Line Margin	Ant Level	Cable Factor	Preamp Loss	Aux Factor	APos	TPos	Remark																																																										
MHz	dBuV/m	dBuV/m	dB	dBuV	dB/m	dB	dB	dB	cm	deg																																																										
1 2417.00	110.16	-----	-----	101.71	32.17	7.14	36.86	6.00	148	360 PEAK																																																										
Avg	<p>Level (dBuV/m)</p> <p>Frequency (MHz)</p> <table border="1"> <thead> <tr> <th>Limit Freq</th> <th>Limit Level</th> <th>Read Level</th> <th>Line Margin</th> <th>Ant Level</th> <th>Cable Factor</th> <th>Preamp Loss</th> <th>Aux Factor</th> <th>APos</th> <th>TPos</th> <th>Remark</th> </tr> <tr> <th>MHz</th> <th>dBuV/m</th> <th>dBuV/m</th> <th>dB</th> <th>dBuV</th> <th>dB/m</th> <th>dB</th> <th>dB</th> <th>dB</th> <th>cm</th> <th>deg</th> </tr> </thead> <tbody> <tr> <td>1 2389.95</td> <td>52.18</td> <td>54.00</td> <td>-1.82</td> <td>43.83</td> <td>32.07</td> <td>7.11</td> <td>36.83</td> <td>6.00</td> <td>148</td> <td>360 AVERAGE</td> </tr> </tbody> </table>	Limit Freq	Limit Level	Read Level	Line Margin	Ant Level	Cable Factor	Preamp Loss	Aux Factor	APos	TPos	Remark	MHz	dBuV/m	dBuV/m	dB	dBuV	dB/m	dB	dB	dB	cm	deg	1 2389.95	52.18	54.00	-1.82	43.83	32.07	7.11	36.83	6.00	148	360 AVERAGE	<p>Level (dBuV/m)</p> <p>Frequency (MHz)</p> <table border="1"> <thead> <tr> <th>Limit Freq</th> <th>Limit Level</th> <th>Read Level</th> <th>Line Margin</th> <th>Ant Level</th> <th>Cable Factor</th> <th>Preamp Loss</th> <th>Aux Factor</th> <th>APos</th> <th>TPos</th> <th>Remark</th> </tr> <tr> <th>MHz</th> <th>dBuV/m</th> <th>dBuV/m</th> <th>dB</th> <th>dBuV</th> <th>dB/m</th> <th>dB</th> <th>dB</th> <th>dB</th> <th>cm</th> <th>deg</th> </tr> </thead> <tbody> <tr> <td>1 2417.00</td> <td>100.90</td> <td>-----</td> <td>-----</td> <td>92.51</td> <td>32.18</td> <td>7.15</td> <td>36.86</td> <td>6.00</td> <td>148</td> <td>360 AVERAGE</td> </tr> </tbody> </table>	Limit Freq	Limit Level	Read Level	Line Margin	Ant Level	Cable Factor	Preamp Loss	Aux Factor	APos	TPos	Remark	MHz	dBuV/m	dBuV/m	dB	dBuV	dB/m	dB	dB	dB	cm	deg	1 2417.00	100.90	-----	-----	92.51	32.18	7.15	36.86	6.00	148	360 AVERAGE
Limit Freq	Limit Level	Read Level	Line Margin	Ant Level	Cable Factor	Preamp Loss	Aux Factor	APos	TPos	Remark																																																										
MHz	dBuV/m	dBuV/m	dB	dBuV	dB/m	dB	dB	dB	cm	deg																																																										
1 2389.95	52.18	54.00	-1.82	43.83	32.07	7.11	36.83	6.00	148	360 AVERAGE																																																										
Limit Freq	Limit Level	Read Level	Line Margin	Ant Level	Cable Factor	Preamp Loss	Aux Factor	APos	TPos	Remark																																																										
MHz	dBuV/m	dBuV/m	dB	dBuV	dB/m	dB	dB	dB	cm	deg																																																										
1 2417.00	100.90	-----	-----	92.51	32.18	7.15	36.86	6.00	148	360 AVERAGE																																																										





Mode	9																																																																																			
	Band Edge																																																																																			
	2400-2483.5_802.11n_HT20_CH02_2417MHz																																																																																			
ANT	1																																																																																			
Pol.	Vertical	Fundamental																																																																																		
Peak	<table border="1"> <thead> <tr> <th>Limit</th> <th>Read</th> <th>Ant</th> <th>Cable</th> <th>Preamp</th> <th>Aux</th> <th>APos</th> <th>TPos</th> <th>Remark</th> </tr> <tr> <th>Freq</th> <th>Level</th> <th>Line</th> <th>Margin</th> <th>Level</th> <th>Factor</th> <th>Loss</th> <th>Factor</th> <th>Factor</th> </tr> <tr> <th>MHz</th> <th>dBuV/m</th> <th>dBuV/m</th> <th>dB</th> <th>dBuV</th> <th>dB/m</th> <th>dB</th> <th>dB</th> <th>cm</th> <th>deg</th> </tr> </thead> <tbody> <tr> <td>1</td> <td>2389.69</td> <td>69.04</td> <td>74.00</td> <td>-4.96</td> <td>60.69</td> <td>32.07</td> <td>7.11</td> <td>36.83</td> <td>6.00</td> <td>140</td> <td>65</td> <td>PEAK</td> </tr> </tbody> </table>	Limit	Read	Ant	Cable	Preamp	Aux	APos	TPos	Remark	Freq	Level	Line	Margin	Level	Factor	Loss	Factor	Factor	MHz	dBuV/m	dBuV/m	dB	dBuV	dB/m	dB	dB	cm	deg	1	2389.69	69.04	74.00	-4.96	60.69	32.07	7.11	36.83	6.00	140	65	PEAK	<table border="1"> <thead> <tr> <th>Limit</th> <th>Read</th> <th>Ant</th> <th>Cable</th> <th>Preamp</th> <th>Aux</th> <th>APos</th> <th>TPos</th> <th>Remark</th> </tr> <tr> <th>Freq</th> <th>Level</th> <th>Line</th> <th>Margin</th> <th>Level</th> <th>Factor</th> <th>Loss</th> <th>Factor</th> <th>Factor</th> </tr> <tr> <th>MHz</th> <th>dBuV/m</th> <th>dBuV/m</th> <th>dB</th> <th>dBuV</th> <th>dB/m</th> <th>dB</th> <th>dB</th> <th>cm</th> <th>deg</th> </tr> </thead> <tbody> <tr> <td>1</td> <td>2417.00</td> <td>112.06</td> <td>-----</td> <td>-----</td> <td>103.61</td> <td>32.17</td> <td>7.14</td> <td>36.86</td> <td>6.00</td> <td>140</td> <td>65</td> <td>PEAK</td> </tr> </tbody> </table>	Limit	Read	Ant	Cable	Preamp	Aux	APos	TPos	Remark	Freq	Level	Line	Margin	Level	Factor	Loss	Factor	Factor	MHz	dBuV/m	dBuV/m	dB	dBuV	dB/m	dB	dB	cm	deg	1	2417.00	112.06	-----	-----	103.61	32.17	7.14	36.86	6.00	140	65	PEAK
	Limit	Read	Ant	Cable	Preamp	Aux	APos	TPos	Remark																																																																											
Freq	Level	Line	Margin	Level	Factor	Loss	Factor	Factor																																																																												
MHz	dBuV/m	dBuV/m	dB	dBuV	dB/m	dB	dB	cm	deg																																																																											
1	2389.69	69.04	74.00	-4.96	60.69	32.07	7.11	36.83	6.00	140	65	PEAK																																																																								
Limit	Read	Ant	Cable	Preamp	Aux	APos	TPos	Remark																																																																												
Freq	Level	Line	Margin	Level	Factor	Loss	Factor	Factor																																																																												
MHz	dBuV/m	dBuV/m	dB	dBuV	dB/m	dB	dB	cm	deg																																																																											
1	2417.00	112.06	-----	-----	103.61	32.17	7.14	36.86	6.00	140	65	PEAK																																																																								
Avg	<table border="1"> <thead> <tr> <th>Limit</th> <th>Read</th> <th>Ant</th> <th>Cable</th> <th>Preamp</th> <th>Aux</th> <th>APos</th> <th>TPos</th> <th>Remark</th> </tr> <tr> <th>Freq</th> <th>Level</th> <th>Line</th> <th>Margin</th> <th>Level</th> <th>Factor</th> <th>Loss</th> <th>Factor</th> <th>Factor</th> </tr> <tr> <th>MHz</th> <th>dBuV/m</th> <th>dBuV/m</th> <th>dB</th> <th>dBuV</th> <th>dB/m</th> <th>dB</th> <th>dB</th> <th>cm</th> <th>deg</th> </tr> </thead> <tbody> <tr> <td>1</td> <td>2389.95</td> <td>52.77</td> <td>54.00</td> <td>-1.23</td> <td>44.42</td> <td>32.07</td> <td>7.11</td> <td>36.83</td> <td>6.00</td> <td>140</td> <td>65</td> <td>AVERAGE</td> </tr> </tbody> </table>	Limit	Read	Ant	Cable	Preamp	Aux	APos	TPos	Remark	Freq	Level	Line	Margin	Level	Factor	Loss	Factor	Factor	MHz	dBuV/m	dBuV/m	dB	dBuV	dB/m	dB	dB	cm	deg	1	2389.95	52.77	54.00	-1.23	44.42	32.07	7.11	36.83	6.00	140	65	AVERAGE	<table border="1"> <thead> <tr> <th>Limit</th> <th>Read</th> <th>Ant</th> <th>Cable</th> <th>Preamp</th> <th>Aux</th> <th>APos</th> <th>TPos</th> <th>Remark</th> </tr> <tr> <th>Freq</th> <th>Level</th> <th>Line</th> <th>Margin</th> <th>Level</th> <th>Factor</th> <th>Loss</th> <th>Factor</th> <th>Factor</th> </tr> <tr> <th>MHz</th> <th>dBuV/m</th> <th>dBuV/m</th> <th>dB</th> <th>dBuV</th> <th>dB/m</th> <th>dB</th> <th>dB</th> <th>cm</th> <th>deg</th> </tr> </thead> <tbody> <tr> <td>1</td> <td>2417.00</td> <td>102.89</td> <td>-----</td> <td>-----</td> <td>94.42</td> <td>32.18</td> <td>7.15</td> <td>36.86</td> <td>6.00</td> <td>140</td> <td>65</td> <td>AVERAGE</td> </tr> </tbody> </table>	Limit	Read	Ant	Cable	Preamp	Aux	APos	TPos	Remark	Freq	Level	Line	Margin	Level	Factor	Loss	Factor	Factor	MHz	dBuV/m	dBuV/m	dB	dBuV	dB/m	dB	dB	cm	deg	1	2417.00	102.89	-----	-----	94.42	32.18	7.15	36.86	6.00	140	65	AVERAGE
Limit	Read	Ant	Cable	Preamp	Aux	APos	TPos	Remark																																																																												
Freq	Level	Line	Margin	Level	Factor	Loss	Factor	Factor																																																																												
MHz	dBuV/m	dBuV/m	dB	dBuV	dB/m	dB	dB	cm	deg																																																																											
1	2389.95	52.77	54.00	-1.23	44.42	32.07	7.11	36.83	6.00	140	65	AVERAGE																																																																								
Limit	Read	Ant	Cable	Preamp	Aux	APos	TPos	Remark																																																																												
Freq	Level	Line	Margin	Level	Factor	Loss	Factor	Factor																																																																												
MHz	dBuV/m	dBuV/m	dB	dBuV	dB/m	dB	dB	cm	deg																																																																											
1	2417.00	102.89	-----	-----	94.42	32.18	7.15	36.86	6.00	140	65	AVERAGE																																																																								



Mode	9																																																																																																																																																				
	Harmonic																																																																																																																																																				
	2400-2483.5_802.11n_HT20_CH02_2417MHz																																																																																																																																																				
ANT	1																																																																																																																																																				
Pol.	Horizontal	Vertical																																																																																																																																																			
Peak Avg	<table border="1"> <thead> <tr> <th>Limit</th> <th>Read</th> <th>Ant</th> <th>Cable</th> <th>Preamp</th> <th>Aux</th> <th>APos</th> <th>TPos</th> <th>Remark</th> </tr> <tr> <th>Freq</th> <th>Level</th> <th>Line Margin</th> <th>Level</th> <th>Factor</th> <th>Loss Factor</th> <th>Factor</th> <th></th> <th></th> </tr> <tr> <th>MHz</th> <th>dBuV/m</th> <th>dBuV/m</th> <th>dB</th> <th>dBuV</th> <th>dB/m</th> <th>dB</th> <th>dB</th> <th>cm</th> <th>deg</th> </tr> </thead> <tbody> <tr> <td>1</td> <td>4834.00</td> <td>50.30</td> <td>74.00</td> <td>-23.70</td> <td>71.42</td> <td>33.90</td> <td>10.24</td> <td>65.26</td> <td>0.00</td> <td>300</td> <td>188</td> <td>PEAK</td> </tr> <tr> <td>2</td> <td>4834.00</td> <td>40.27</td> <td>54.00</td> <td>-13.73</td> <td>61.39</td> <td>33.90</td> <td>10.24</td> <td>65.26</td> <td>0.00</td> <td>300</td> <td>188</td> <td>AVERAGE</td> </tr> <tr> <td>3</td> <td>7251.00</td> <td>44.39</td> <td>74.00</td> <td>-29.61</td> <td>62.25</td> <td>35.70</td> <td>12.72</td> <td>66.28</td> <td>0.00</td> <td>--</td> <td>--</td> <td>PEAK</td> </tr> <tr> <td>4</td> <td>9679.50</td> <td>50.82</td> <td>81.25</td> <td>-30.43</td> <td>65.95</td> <td>36.78</td> <td>14.95</td> <td>66.86</td> <td>0.00</td> <td>--</td> <td>--</td> <td>Peak</td> </tr> </tbody> </table>	Limit	Read	Ant	Cable	Preamp	Aux	APos	TPos	Remark	Freq	Level	Line Margin	Level	Factor	Loss Factor	Factor			MHz	dBuV/m	dBuV/m	dB	dBuV	dB/m	dB	dB	cm	deg	1	4834.00	50.30	74.00	-23.70	71.42	33.90	10.24	65.26	0.00	300	188	PEAK	2	4834.00	40.27	54.00	-13.73	61.39	33.90	10.24	65.26	0.00	300	188	AVERAGE	3	7251.00	44.39	74.00	-29.61	62.25	35.70	12.72	66.28	0.00	--	--	PEAK	4	9679.50	50.82	81.25	-30.43	65.95	36.78	14.95	66.86	0.00	--	--	Peak	<table border="1"> <thead> <tr> <th>Limit</th> <th>Read</th> <th>Ant</th> <th>Cable</th> <th>Preamp</th> <th>Aux</th> <th>APos</th> <th>TPos</th> <th>Remark</th> </tr> <tr> <th>Freq</th> <th>Level</th> <th>Line Margin</th> <th>Level</th> <th>Factor</th> <th>Loss Factor</th> <th>Factor</th> <th></th> <th></th> </tr> <tr> <th>MHz</th> <th>dBuV/m</th> <th>dBuV/m</th> <th>dB</th> <th>dBuV</th> <th>dB/m</th> <th>dB</th> <th>dB</th> <th>cm</th> <th>deg</th> </tr> </thead> <tbody> <tr> <td>1</td> <td>4834.00</td> <td>42.09</td> <td>74.00</td> <td>-31.91</td> <td>63.21</td> <td>33.90</td> <td>10.24</td> <td>65.26</td> <td>0.00</td> <td>--</td> <td>--</td> <td>PEAK</td> </tr> <tr> <td>2</td> <td>7251.00</td> <td>43.80</td> <td>74.00</td> <td>-30.20</td> <td>61.66</td> <td>35.70</td> <td>12.72</td> <td>66.28</td> <td>0.00</td> <td>--</td> <td>--</td> <td>PEAK</td> </tr> <tr> <td>3</td> <td>9670.50</td> <td>48.99</td> <td>81.69</td> <td>-32.70</td> <td>64.12</td> <td>36.77</td> <td>14.95</td> <td>66.85</td> <td>0.00</td> <td>--</td> <td>--</td> <td>Peak</td> </tr> </tbody> </table>	Limit	Read	Ant	Cable	Preamp	Aux	APos	TPos	Remark	Freq	Level	Line Margin	Level	Factor	Loss Factor	Factor			MHz	dBuV/m	dBuV/m	dB	dBuV	dB/m	dB	dB	cm	deg	1	4834.00	42.09	74.00	-31.91	63.21	33.90	10.24	65.26	0.00	--	--	PEAK	2	7251.00	43.80	74.00	-30.20	61.66	35.70	12.72	66.28	0.00	--	--	PEAK	3	9670.50	48.99	81.69	-32.70	64.12	36.77	14.95	66.85	0.00	--	--	Peak
Limit	Read	Ant	Cable	Preamp	Aux	APos	TPos	Remark																																																																																																																																													
Freq	Level	Line Margin	Level	Factor	Loss Factor	Factor																																																																																																																																															
MHz	dBuV/m	dBuV/m	dB	dBuV	dB/m	dB	dB	cm	deg																																																																																																																																												
1	4834.00	50.30	74.00	-23.70	71.42	33.90	10.24	65.26	0.00	300	188	PEAK																																																																																																																																									
2	4834.00	40.27	54.00	-13.73	61.39	33.90	10.24	65.26	0.00	300	188	AVERAGE																																																																																																																																									
3	7251.00	44.39	74.00	-29.61	62.25	35.70	12.72	66.28	0.00	--	--	PEAK																																																																																																																																									
4	9679.50	50.82	81.25	-30.43	65.95	36.78	14.95	66.86	0.00	--	--	Peak																																																																																																																																									
Limit	Read	Ant	Cable	Preamp	Aux	APos	TPos	Remark																																																																																																																																													
Freq	Level	Line Margin	Level	Factor	Loss Factor	Factor																																																																																																																																															
MHz	dBuV/m	dBuV/m	dB	dBuV	dB/m	dB	dB	cm	deg																																																																																																																																												
1	4834.00	42.09	74.00	-31.91	63.21	33.90	10.24	65.26	0.00	--	--	PEAK																																																																																																																																									
2	7251.00	43.80	74.00	-30.20	61.66	35.70	12.72	66.28	0.00	--	--	PEAK																																																																																																																																									
3	9670.50	48.99	81.69	-32.70	64.12	36.77	14.95	66.85	0.00	--	--	Peak																																																																																																																																									

Note: The non-restricted frequency which limit is 100kHz-PSD down 20dB



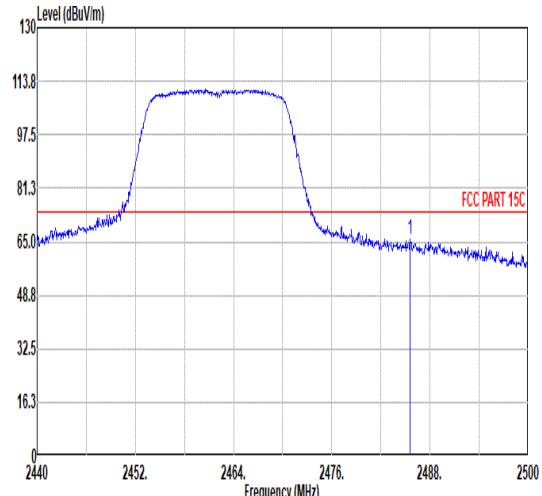
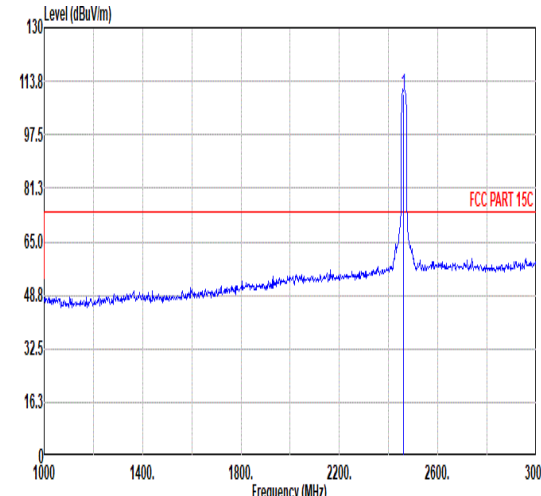
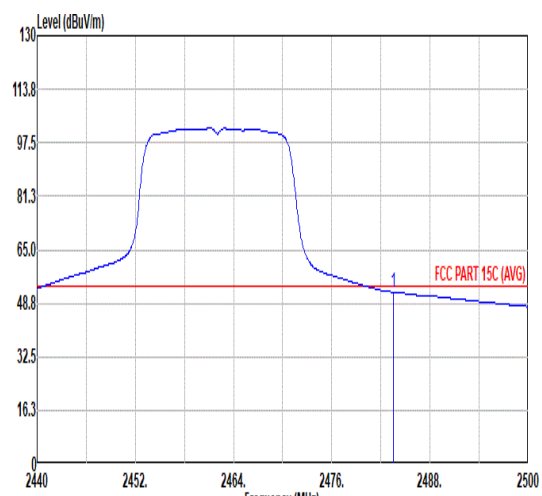
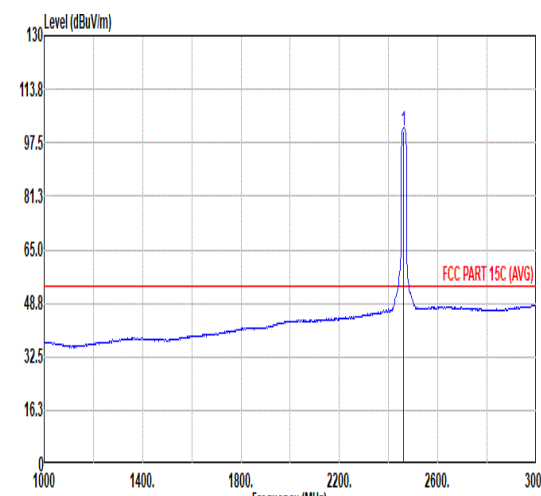
Mode	10																																																																																																																																																				
	Harmonic																																																																																																																																																				
	2400-2483.5_802.11n_HT20_CH06_2437MHz																																																																																																																																																				
ANT	1																																																																																																																																																				
Pol.	Horizontal	Vertical																																																																																																																																																			
Peak Avg	<table border="1"> <thead> <tr> <th>Limit</th> <th>Read</th> <th>Ant</th> <th>Cable</th> <th>Preamp</th> <th>Aux</th> <th>APos</th> <th>TPos</th> <th>Remark</th> </tr> <tr> <th>Freq</th> <th>Level</th> <th>Line Margin</th> <th>Level</th> <th>Factor</th> <th>Loss Factor</th> <th>Factor</th> <th></th> <th></th> </tr> <tr> <th>MHz</th> <th>dBuV/m</th> <th>dBuV/m</th> <th>dB</th> <th>dBuV</th> <th>dB/m</th> <th>dB</th> <th>dB</th> <th>cm</th> <th>deg</th> </tr> </thead> <tbody> <tr> <td>1</td> <td>4874.00</td> <td>54.32</td> <td>74.00</td> <td>-19.68</td> <td>75.40</td> <td>33.90</td> <td>10.29</td> <td>65.27</td> <td>0.00</td> <td>253</td> <td>186</td> <td>PEAK</td> </tr> <tr> <td>2</td> <td>4874.00</td> <td>44.11</td> <td>54.00</td> <td>-9.89</td> <td>65.19</td> <td>33.90</td> <td>10.29</td> <td>65.27</td> <td>0.00</td> <td>253</td> <td>186</td> <td>AVERAGE</td> </tr> <tr> <td>3</td> <td>7311.00</td> <td>43.01</td> <td>74.00</td> <td>-30.99</td> <td>61.04</td> <td>35.70</td> <td>12.72</td> <td>66.45</td> <td>0.00</td> <td>--</td> <td>--</td> <td>PEAK</td> </tr> <tr> <td>4</td> <td>9759.00</td> <td>52.29</td> <td>81.54</td> <td>-29.25</td> <td>67.31</td> <td>36.86</td> <td>14.99</td> <td>66.87</td> <td>0.00</td> <td>--</td> <td>--</td> <td>Peak</td> </tr> </tbody> </table>	Limit	Read	Ant	Cable	Preamp	Aux	APos	TPos	Remark	Freq	Level	Line Margin	Level	Factor	Loss Factor	Factor			MHz	dBuV/m	dBuV/m	dB	dBuV	dB/m	dB	dB	cm	deg	1	4874.00	54.32	74.00	-19.68	75.40	33.90	10.29	65.27	0.00	253	186	PEAK	2	4874.00	44.11	54.00	-9.89	65.19	33.90	10.29	65.27	0.00	253	186	AVERAGE	3	7311.00	43.01	74.00	-30.99	61.04	35.70	12.72	66.45	0.00	--	--	PEAK	4	9759.00	52.29	81.54	-29.25	67.31	36.86	14.99	66.87	0.00	--	--	Peak	<table border="1"> <thead> <tr> <th>Limit</th> <th>Read</th> <th>Ant</th> <th>Cable</th> <th>Preamp</th> <th>Aux</th> <th>APos</th> <th>TPos</th> <th>Remark</th> </tr> <tr> <th>Freq</th> <th>Level</th> <th>Line Margin</th> <th>Level</th> <th>Factor</th> <th>Loss Factor</th> <th>Factor</th> <th></th> <th></th> </tr> <tr> <th>MHz</th> <th>dBuV/m</th> <th>dBuV/m</th> <th>dB</th> <th>dBuV</th> <th>dB/m</th> <th>dB</th> <th>dB</th> <th>cm</th> <th>deg</th> </tr> </thead> <tbody> <tr> <td>1</td> <td>4874.00</td> <td>45.00</td> <td>74.00</td> <td>-29.00</td> <td>66.08</td> <td>33.90</td> <td>10.29</td> <td>65.27</td> <td>0.00</td> <td>--</td> <td>--</td> <td>PEAK</td> </tr> <tr> <td>2</td> <td>7311.00</td> <td>43.12</td> <td>74.00</td> <td>-30.88</td> <td>61.15</td> <td>35.70</td> <td>12.72</td> <td>66.45</td> <td>0.00</td> <td>--</td> <td>--</td> <td>PEAK</td> </tr> <tr> <td>3</td> <td>9732.00</td> <td>52.04</td> <td>83.15</td> <td>-31.11</td> <td>67.09</td> <td>36.83</td> <td>14.98</td> <td>66.86</td> <td>0.00</td> <td>--</td> <td>--</td> <td>Peak</td> </tr> </tbody> </table>	Limit	Read	Ant	Cable	Preamp	Aux	APos	TPos	Remark	Freq	Level	Line Margin	Level	Factor	Loss Factor	Factor			MHz	dBuV/m	dBuV/m	dB	dBuV	dB/m	dB	dB	cm	deg	1	4874.00	45.00	74.00	-29.00	66.08	33.90	10.29	65.27	0.00	--	--	PEAK	2	7311.00	43.12	74.00	-30.88	61.15	35.70	12.72	66.45	0.00	--	--	PEAK	3	9732.00	52.04	83.15	-31.11	67.09	36.83	14.98	66.86	0.00	--	--	Peak
	Limit	Read	Ant	Cable	Preamp	Aux	APos	TPos	Remark																																																																																																																																												
Freq	Level	Line Margin	Level	Factor	Loss Factor	Factor																																																																																																																																															
MHz	dBuV/m	dBuV/m	dB	dBuV	dB/m	dB	dB	cm	deg																																																																																																																																												
1	4874.00	54.32	74.00	-19.68	75.40	33.90	10.29	65.27	0.00	253	186	PEAK																																																																																																																																									
2	4874.00	44.11	54.00	-9.89	65.19	33.90	10.29	65.27	0.00	253	186	AVERAGE																																																																																																																																									
3	7311.00	43.01	74.00	-30.99	61.04	35.70	12.72	66.45	0.00	--	--	PEAK																																																																																																																																									
4	9759.00	52.29	81.54	-29.25	67.31	36.86	14.99	66.87	0.00	--	--	Peak																																																																																																																																									
Limit	Read	Ant	Cable	Preamp	Aux	APos	TPos	Remark																																																																																																																																													
Freq	Level	Line Margin	Level	Factor	Loss Factor	Factor																																																																																																																																															
MHz	dBuV/m	dBuV/m	dB	dBuV	dB/m	dB	dB	cm	deg																																																																																																																																												
1	4874.00	45.00	74.00	-29.00	66.08	33.90	10.29	65.27	0.00	--	--	PEAK																																																																																																																																									
2	7311.00	43.12	74.00	-30.88	61.15	35.70	12.72	66.45	0.00	--	--	PEAK																																																																																																																																									
3	9732.00	52.04	83.15	-31.11	67.09	36.83	14.98	66.86	0.00	--	--	Peak																																																																																																																																									

Note: The non-restricted frequency which limit is 100kHz-PSD down 20dB



Mode	11																																																																																			
	Band Edge																																																																																			
	2400-2483.5_802.11n HT20_CH11_2462MHz																																																																																			
ANT	1																																																																																			
Pol.	Horizontal	Fundamental																																																																																		
Peak	<table border="1"> <thead> <tr> <th>Limit</th> <th>Read</th> <th>Ant</th> <th>Cable</th> <th>Preamp</th> <th>Aux</th> <th>APos</th> <th>TPos</th> <th>Remark</th> </tr> <tr> <th>Freq</th> <th>Level</th> <th>Line Margin</th> <th>Level Factor</th> <th>Loss Factor</th> <th>Factor</th> <th>Factor</th> <th>Factor</th> <th></th> </tr> <tr> <th>MHz</th> <th>dBuV/m</th> <th>dBuV/m</th> <th>dB</th> <th>dBuV</th> <th>dB/m</th> <th>dB</th> <th>dB</th> <th>cm</th> <th>deg</th> </tr> </thead> <tbody> <tr> <td>1</td> <td>2484.88</td> <td>67.09</td> <td>74.00</td> <td>-6.91</td> <td>58.29</td> <td>32.52</td> <td>7.26</td> <td>36.98</td> <td>6.00</td> <td>102</td> <td>353</td> <td>PEAK</td> </tr> </tbody> </table>	Limit	Read	Ant	Cable	Preamp	Aux	APos	TPos	Remark	Freq	Level	Line Margin	Level Factor	Loss Factor	Factor	Factor	Factor		MHz	dBuV/m	dBuV/m	dB	dBuV	dB/m	dB	dB	cm	deg	1	2484.88	67.09	74.00	-6.91	58.29	32.52	7.26	36.98	6.00	102	353	PEAK	<table border="1"> <thead> <tr> <th>Limit</th> <th>Read</th> <th>Ant</th> <th>Cable</th> <th>Preamp</th> <th>Aux</th> <th>APos</th> <th>TPos</th> <th>Remark</th> </tr> <tr> <th>Freq</th> <th>Level</th> <th>Line Margin</th> <th>Level Factor</th> <th>Loss Factor</th> <th>Factor</th> <th>Factor</th> <th>Factor</th> <th></th> </tr> <tr> <th>MHz</th> <th>dBuV/m</th> <th>dBuV/m</th> <th>dB</th> <th>dBuV</th> <th>dB/m</th> <th>dB</th> <th>dB</th> <th>cm</th> <th>deg</th> </tr> </thead> <tbody> <tr> <td>1</td> <td>2462.00</td> <td>111.57</td> <td>-----</td> <td>-----</td> <td>102.90</td> <td>32.41</td> <td>7.22</td> <td>36.96</td> <td>6.00</td> <td>102</td> <td>353</td> <td>PEAK</td> </tr> </tbody> </table>	Limit	Read	Ant	Cable	Preamp	Aux	APos	TPos	Remark	Freq	Level	Line Margin	Level Factor	Loss Factor	Factor	Factor	Factor		MHz	dBuV/m	dBuV/m	dB	dBuV	dB/m	dB	dB	cm	deg	1	2462.00	111.57	-----	-----	102.90	32.41	7.22	36.96	6.00	102	353	PEAK
	Limit	Read	Ant	Cable	Preamp	Aux	APos	TPos	Remark																																																																											
Freq	Level	Line Margin	Level Factor	Loss Factor	Factor	Factor	Factor																																																																													
MHz	dBuV/m	dBuV/m	dB	dBuV	dB/m	dB	dB	cm	deg																																																																											
1	2484.88	67.09	74.00	-6.91	58.29	32.52	7.26	36.98	6.00	102	353	PEAK																																																																								
Limit	Read	Ant	Cable	Preamp	Aux	APos	TPos	Remark																																																																												
Freq	Level	Line Margin	Level Factor	Loss Factor	Factor	Factor	Factor																																																																													
MHz	dBuV/m	dBuV/m	dB	dBuV	dB/m	dB	dB	cm	deg																																																																											
1	2462.00	111.57	-----	-----	102.90	32.41	7.22	36.96	6.00	102	353	PEAK																																																																								
Avg	<table border="1"> <thead> <tr> <th>Limit</th> <th>Read</th> <th>Ant</th> <th>Cable</th> <th>Preamp</th> <th>Aux</th> <th>APos</th> <th>TPos</th> <th>Remark</th> </tr> <tr> <th>Freq</th> <th>Level</th> <th>Line Margin</th> <th>Level Factor</th> <th>Loss Factor</th> <th>Factor</th> <th>Factor</th> <th>Factor</th> <th></th> </tr> <tr> <th>MHz</th> <th>dBuV/m</th> <th>dBuV/m</th> <th>dB</th> <th>dBuV</th> <th>dB/m</th> <th>dB</th> <th>dB</th> <th>cm</th> <th>deg</th> </tr> </thead> <tbody> <tr> <td>1</td> <td>2483.50</td> <td>52.96</td> <td>54.00</td> <td>-1.04</td> <td>44.16</td> <td>32.52</td> <td>7.26</td> <td>36.98</td> <td>6.00</td> <td>102</td> <td>353</td> <td>AVERAGE</td> </tr> </tbody> </table>	Limit	Read	Ant	Cable	Preamp	Aux	APos	TPos	Remark	Freq	Level	Line Margin	Level Factor	Loss Factor	Factor	Factor	Factor		MHz	dBuV/m	dBuV/m	dB	dBuV	dB/m	dB	dB	cm	deg	1	2483.50	52.96	54.00	-1.04	44.16	32.52	7.26	36.98	6.00	102	353	AVERAGE	<table border="1"> <thead> <tr> <th>Limit</th> <th>Read</th> <th>Ant</th> <th>Cable</th> <th>Preamp</th> <th>Aux</th> <th>APos</th> <th>TPos</th> <th>Remark</th> </tr> <tr> <th>Freq</th> <th>Level</th> <th>Line Margin</th> <th>Level Factor</th> <th>Loss Factor</th> <th>Factor</th> <th>Factor</th> <th>Factor</th> <th></th> </tr> <tr> <th>MHz</th> <th>dBuV/m</th> <th>dBuV/m</th> <th>dB</th> <th>dBuV</th> <th>dB/m</th> <th>dB</th> <th>dB</th> <th>cm</th> <th>deg</th> </tr> </thead> <tbody> <tr> <td>1</td> <td>2462.00</td> <td>102.84</td> <td>-----</td> <td>-----</td> <td>94.17</td> <td>32.41</td> <td>7.22</td> <td>36.96</td> <td>6.00</td> <td>102</td> <td>353</td> <td>AVERAGE</td> </tr> </tbody> </table>	Limit	Read	Ant	Cable	Preamp	Aux	APos	TPos	Remark	Freq	Level	Line Margin	Level Factor	Loss Factor	Factor	Factor	Factor		MHz	dBuV/m	dBuV/m	dB	dBuV	dB/m	dB	dB	cm	deg	1	2462.00	102.84	-----	-----	94.17	32.41	7.22	36.96	6.00	102	353	AVERAGE
Limit	Read	Ant	Cable	Preamp	Aux	APos	TPos	Remark																																																																												
Freq	Level	Line Margin	Level Factor	Loss Factor	Factor	Factor	Factor																																																																													
MHz	dBuV/m	dBuV/m	dB	dBuV	dB/m	dB	dB	cm	deg																																																																											
1	2483.50	52.96	54.00	-1.04	44.16	32.52	7.26	36.98	6.00	102	353	AVERAGE																																																																								
Limit	Read	Ant	Cable	Preamp	Aux	APos	TPos	Remark																																																																												
Freq	Level	Line Margin	Level Factor	Loss Factor	Factor	Factor	Factor																																																																													
MHz	dBuV/m	dBuV/m	dB	dBuV	dB/m	dB	dB	cm	deg																																																																											
1	2462.00	102.84	-----	-----	94.17	32.41	7.22	36.96	6.00	102	353	AVERAGE																																																																								



Mode	11																																																																																	
	Band Edge																																																																																	
	2400-2483.5_802.11n_HT20_CH11_2462MHz																																																																																	
ANT	1																																																																																	
Pol.	Vertical	Fundamental																																																																																
Peak	 <p>Level (dBuV/m)</p> <p>Frequency (MHz)</p> <table border="1"> <thead> <tr> <th>Limit</th> <th>Read</th> <th>Ant</th> <th>Cable</th> <th>Preamp</th> <th>Aux</th> <th>APos</th> <th>TPos</th> <th>Remark</th> </tr> <tr> <th>Freq</th> <th>Level</th> <th>Line Margin</th> <th>Level Factor</th> <th>Loss Factor</th> <th>Factor</th> <th>Factor</th> <th>Factor</th> <th></th> </tr> <tr> <th>MHz</th> <th>dBuV/m</th> <th>dBuV/m</th> <th>dB</th> <th>dBuV</th> <th>dB/m</th> <th>dB</th> <th>dB</th> <th>dB</th> </tr> </thead> <tbody> <tr> <td>1</td> <td>2485.60</td> <td>65.63</td> <td>74.00</td> <td>-8.37</td> <td>56.82</td> <td>32.53</td> <td>7.26</td> <td>36.98</td> <td>6.00</td> <td>100</td> <td>115</td> <td>PEAK</td> </tr> </tbody> </table>	Limit	Read	Ant	Cable	Preamp	Aux	APos	TPos	Remark	Freq	Level	Line Margin	Level Factor	Loss Factor	Factor	Factor	Factor		MHz	dBuV/m	dBuV/m	dB	dBuV	dB/m	dB	dB	dB	1	2485.60	65.63	74.00	-8.37	56.82	32.53	7.26	36.98	6.00	100	115	PEAK	 <p>Level (dBuV/m)</p> <p>Frequency (MHz)</p> <table border="1"> <thead> <tr> <th>Limit</th> <th>Read</th> <th>Ant</th> <th>Cable</th> <th>Preamp</th> <th>Aux</th> <th>APos</th> <th>TPos</th> <th>Remark</th> </tr> <tr> <th>Freq</th> <th>Level</th> <th>Line Margin</th> <th>Level Factor</th> <th>Loss Factor</th> <th>Factor</th> <th>Factor</th> <th>Factor</th> <th></th> </tr> <tr> <th>MHz</th> <th>dBuV/m</th> <th>dBuV/m</th> <th>dB</th> <th>dBuV</th> <th>dB/m</th> <th>dB</th> <th>dB</th> <th>dB</th> </tr> </thead> <tbody> <tr> <td>1</td> <td>2462.00</td> <td>110.11</td> <td>-----</td> <td>-----</td> <td>101.44</td> <td>32.41</td> <td>7.22</td> <td>36.96</td> <td>6.00</td> <td>100</td> <td>115</td> <td>PEAK</td> </tr> </tbody> </table>	Limit	Read	Ant	Cable	Preamp	Aux	APos	TPos	Remark	Freq	Level	Line Margin	Level Factor	Loss Factor	Factor	Factor	Factor		MHz	dBuV/m	dBuV/m	dB	dBuV	dB/m	dB	dB	dB	1	2462.00	110.11	-----	-----	101.44	32.41	7.22	36.96	6.00	100	115	PEAK
	Limit	Read	Ant	Cable	Preamp	Aux	APos	TPos	Remark																																																																									
Freq	Level	Line Margin	Level Factor	Loss Factor	Factor	Factor	Factor																																																																											
MHz	dBuV/m	dBuV/m	dB	dBuV	dB/m	dB	dB	dB																																																																										
1	2485.60	65.63	74.00	-8.37	56.82	32.53	7.26	36.98	6.00	100	115	PEAK																																																																						
Limit	Read	Ant	Cable	Preamp	Aux	APos	TPos	Remark																																																																										
Freq	Level	Line Margin	Level Factor	Loss Factor	Factor	Factor	Factor																																																																											
MHz	dBuV/m	dBuV/m	dB	dBuV	dB/m	dB	dB	dB																																																																										
1	2462.00	110.11	-----	-----	101.44	32.41	7.22	36.96	6.00	100	115	PEAK																																																																						
Avg	 <p>Level (dBuV/m)</p> <p>Frequency (MHz)</p> <table border="1"> <thead> <tr> <th>Limit</th> <th>Read</th> <th>Ant</th> <th>Cable</th> <th>Preamp</th> <th>Aux</th> <th>APos</th> <th>TPos</th> <th>Remark</th> </tr> <tr> <th>Freq</th> <th>Level</th> <th>Line Margin</th> <th>Level Factor</th> <th>Loss Factor</th> <th>Factor</th> <th>Factor</th> <th>Factor</th> <th></th> </tr> <tr> <th>MHz</th> <th>dBuV/m</th> <th>dBuV/m</th> <th>dB</th> <th>dBuV</th> <th>dB/m</th> <th>dB</th> <th>dB</th> <th>dB</th> </tr> </thead> <tbody> <tr> <td>1</td> <td>2483.50</td> <td>52.15</td> <td>54.00</td> <td>-1.85</td> <td>43.35</td> <td>32.52</td> <td>7.26</td> <td>36.98</td> <td>6.00</td> <td>100</td> <td>115</td> <td>AVERAGE</td> </tr> </tbody> </table>	Limit	Read	Ant	Cable	Preamp	Aux	APos	TPos	Remark	Freq	Level	Line Margin	Level Factor	Loss Factor	Factor	Factor	Factor		MHz	dBuV/m	dBuV/m	dB	dBuV	dB/m	dB	dB	dB	1	2483.50	52.15	54.00	-1.85	43.35	32.52	7.26	36.98	6.00	100	115	AVERAGE	 <p>Level (dBuV/m)</p> <p>Frequency (MHz)</p> <table border="1"> <thead> <tr> <th>Limit</th> <th>Read</th> <th>Ant</th> <th>Cable</th> <th>Preamp</th> <th>Aux</th> <th>APos</th> <th>TPos</th> <th>Remark</th> </tr> <tr> <th>Freq</th> <th>Level</th> <th>Line Margin</th> <th>Level Factor</th> <th>Loss Factor</th> <th>Factor</th> <th>Factor</th> <th>Factor</th> <th></th> </tr> <tr> <th>MHz</th> <th>dBuV/m</th> <th>dBuV/m</th> <th>dB</th> <th>dBuV</th> <th>dB/m</th> <th>dB</th> <th>dB</th> <th>dB</th> </tr> </thead> <tbody> <tr> <td>1</td> <td>2462.00</td> <td>101.04</td> <td>-----</td> <td>-----</td> <td>92.37</td> <td>32.41</td> <td>7.22</td> <td>36.96</td> <td>6.00</td> <td>100</td> <td>115</td> <td>AVERAGE</td> </tr> </tbody> </table>	Limit	Read	Ant	Cable	Preamp	Aux	APos	TPos	Remark	Freq	Level	Line Margin	Level Factor	Loss Factor	Factor	Factor	Factor		MHz	dBuV/m	dBuV/m	dB	dBuV	dB/m	dB	dB	dB	1	2462.00	101.04	-----	-----	92.37	32.41	7.22	36.96	6.00	100	115	AVERAGE
Limit	Read	Ant	Cable	Preamp	Aux	APos	TPos	Remark																																																																										
Freq	Level	Line Margin	Level Factor	Loss Factor	Factor	Factor	Factor																																																																											
MHz	dBuV/m	dBuV/m	dB	dBuV	dB/m	dB	dB	dB																																																																										
1	2483.50	52.15	54.00	-1.85	43.35	32.52	7.26	36.98	6.00	100	115	AVERAGE																																																																						
Limit	Read	Ant	Cable	Preamp	Aux	APos	TPos	Remark																																																																										
Freq	Level	Line Margin	Level Factor	Loss Factor	Factor	Factor	Factor																																																																											
MHz	dBuV/m	dBuV/m	dB	dBuV	dB/m	dB	dB	dB																																																																										
1	2462.00	101.04	-----	-----	92.37	32.41	7.22	36.96	6.00	100	115	AVERAGE																																																																						



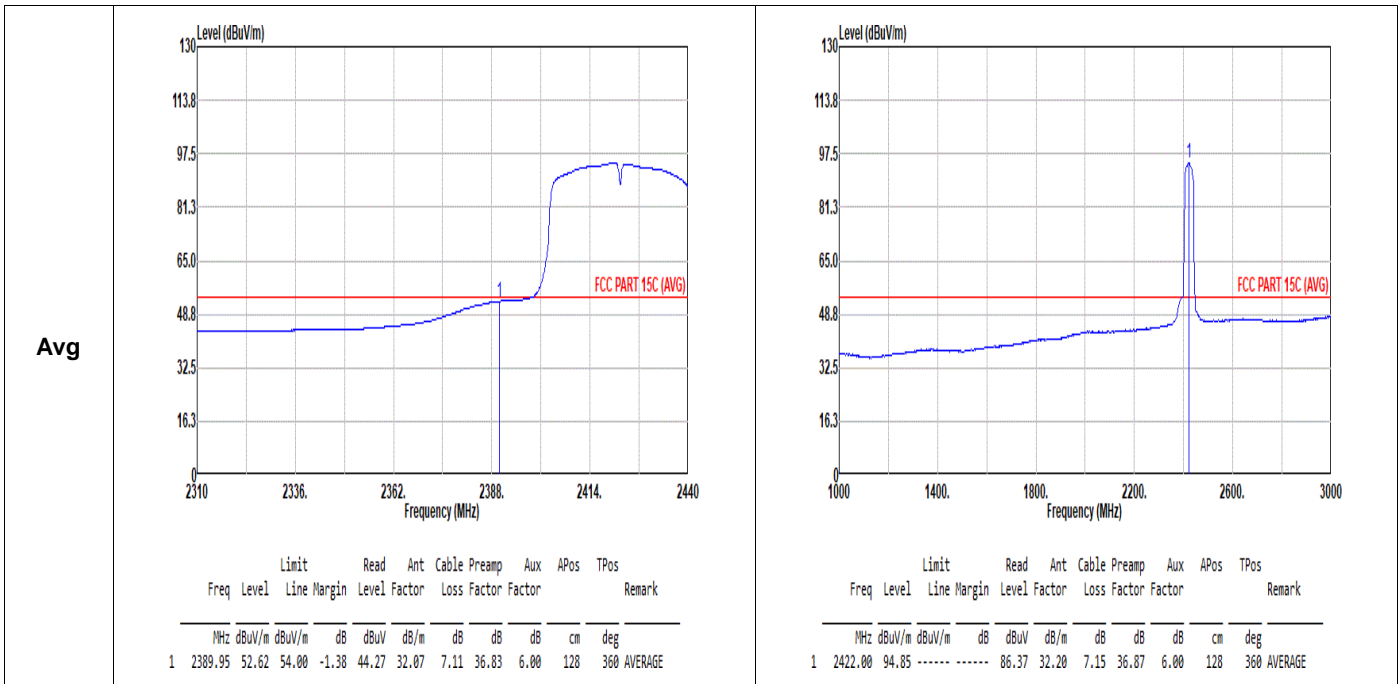
Mode	11																																																																																																																																						
	Harmonic																																																																																																																																						
	2400-2483.5_802.11n_HT20_CH11_2462MHz																																																																																																																																						
ANT	1																																																																																																																																						
Pol.	Horizontal	Vertical																																																																																																																																					
Peak Avg	<table border="1"> <thead> <tr> <th></th> <th>Limit</th> <th>Read</th> <th>Ant</th> <th>Cable</th> <th>Aux</th> <th>APos</th> <th>TPos</th> <th>Remark</th> </tr> <tr> <th>Peak</th> <th>Freq</th> <th>Level</th> <th>Line</th> <th>Margin</th> <th>Level</th> <th>Factor</th> <th>Loss</th> <th>Factor</th> <th>Factor</th> <th>cm</th> <th>deg</th> </tr> </thead> <tbody> <tr> <td>1</td> <td>4924.00</td> <td>42.85</td> <td>74.00</td> <td>-31.15</td> <td>63.84</td> <td>33.95</td> <td>10.35</td> <td>65.29</td> <td>0.00</td> <td>--</td> <td>--</td> <td>PEAK</td> </tr> <tr> <td>2</td> <td>4924.00</td> <td>42.65</td> <td>54.00</td> <td>-11.35</td> <td>63.64</td> <td>33.95</td> <td>10.35</td> <td>65.29</td> <td>0.00</td> <td>178</td> <td>180</td> <td>AVERAGE</td> </tr> <tr> <td>3</td> <td>7386.00</td> <td>42.64</td> <td>74.00</td> <td>-31.36</td> <td>60.87</td> <td>35.70</td> <td>12.73</td> <td>66.66</td> <td>0.00</td> <td>--</td> <td>--</td> <td>PEAK</td> </tr> <tr> <td>4</td> <td>9849.00</td> <td>51.17</td> <td>79.30</td> <td>-28.13</td> <td>66.01</td> <td>37.00</td> <td>15.04</td> <td>66.88</td> <td>0.00</td> <td>--</td> <td>--</td> <td>Peak</td> </tr> </tbody> </table>		Limit	Read	Ant	Cable	Aux	APos	TPos	Remark	Peak	Freq	Level	Line	Margin	Level	Factor	Loss	Factor	Factor	cm	deg	1	4924.00	42.85	74.00	-31.15	63.84	33.95	10.35	65.29	0.00	--	--	PEAK	2	4924.00	42.65	54.00	-11.35	63.64	33.95	10.35	65.29	0.00	178	180	AVERAGE	3	7386.00	42.64	74.00	-31.36	60.87	35.70	12.73	66.66	0.00	--	--	PEAK	4	9849.00	51.17	79.30	-28.13	66.01	37.00	15.04	66.88	0.00	--	--	Peak	<table border="1"> <thead> <tr> <th></th> <th>Limit</th> <th>Read</th> <th>Ant</th> <th>Cable</th> <th>Aux</th> <th>APos</th> <th>TPos</th> <th>Remark</th> </tr> <tr> <th>Peak</th> <th>Freq</th> <th>Level</th> <th>Line</th> <th>Margin</th> <th>Level</th> <th>Factor</th> <th>Loss</th> <th>Factor</th> <th>Factor</th> <th>cm</th> <th>deg</th> </tr> </thead> <tbody> <tr> <td>1</td> <td>4924.00</td> <td>42.85</td> <td>74.00</td> <td>-31.15</td> <td>63.84</td> <td>33.95</td> <td>10.35</td> <td>65.29</td> <td>0.00</td> <td>--</td> <td>--</td> <td>PEAK</td> </tr> <tr> <td>2</td> <td>7386.00</td> <td>42.99</td> <td>74.00</td> <td>-31.01</td> <td>61.22</td> <td>35.70</td> <td>12.73</td> <td>66.66</td> <td>0.00</td> <td>--</td> <td>--</td> <td>PEAK</td> </tr> <tr> <td>3</td> <td>9843.00</td> <td>51.07</td> <td>80.43</td> <td>-29.36</td> <td>65.93</td> <td>36.99</td> <td>15.03</td> <td>66.88</td> <td>0.00</td> <td>--</td> <td>--</td> <td>Peak</td> </tr> </tbody> </table>		Limit	Read	Ant	Cable	Aux	APos	TPos	Remark	Peak	Freq	Level	Line	Margin	Level	Factor	Loss	Factor	Factor	cm	deg	1	4924.00	42.85	74.00	-31.15	63.84	33.95	10.35	65.29	0.00	--	--	PEAK	2	7386.00	42.99	74.00	-31.01	61.22	35.70	12.73	66.66	0.00	--	--	PEAK	3	9843.00	51.07	80.43	-29.36	65.93	36.99	15.03	66.88	0.00	--	--	Peak
		Limit	Read	Ant	Cable	Aux	APos	TPos	Remark																																																																																																																														
Peak	Freq	Level	Line	Margin	Level	Factor	Loss	Factor	Factor	cm	deg																																																																																																																												
1	4924.00	42.85	74.00	-31.15	63.84	33.95	10.35	65.29	0.00	--	--	PEAK																																																																																																																											
2	4924.00	42.65	54.00	-11.35	63.64	33.95	10.35	65.29	0.00	178	180	AVERAGE																																																																																																																											
3	7386.00	42.64	74.00	-31.36	60.87	35.70	12.73	66.66	0.00	--	--	PEAK																																																																																																																											
4	9849.00	51.17	79.30	-28.13	66.01	37.00	15.04	66.88	0.00	--	--	Peak																																																																																																																											
	Limit	Read	Ant	Cable	Aux	APos	TPos	Remark																																																																																																																															
Peak	Freq	Level	Line	Margin	Level	Factor	Loss	Factor	Factor	cm	deg																																																																																																																												
1	4924.00	42.85	74.00	-31.15	63.84	33.95	10.35	65.29	0.00	--	--	PEAK																																																																																																																											
2	7386.00	42.99	74.00	-31.01	61.22	35.70	12.73	66.66	0.00	--	--	PEAK																																																																																																																											
3	9843.00	51.07	80.43	-29.36	65.93	36.99	15.03	66.88	0.00	--	--	Peak																																																																																																																											
Peak Avg																																																																																																																																							

Note:



1. The non-restricted frequency which limit is 100kHz-PSD down 20dB
2. Only the worst case has assessed 18G ~25GHz to test.

Mode	12																																																																																			
	Band Edge - L																																																																																			
	2400-2483.5_802.11n_HT40_CH03_2422MHz																																																																																			
ANT	1																																																																																			
Pol.	Horizontal	Fundamental																																																																																		
Peak	<table border="1"> <thead> <tr> <th>Limit</th> <th>Read</th> <th>Ant</th> <th>Cable</th> <th>Preamp</th> <th>Aux</th> <th>APos</th> <th>TPos</th> <th>Remark</th> </tr> <tr> <th>Freq</th> <th>Level</th> <th>Line Margin</th> <th>Level Factor</th> <th>Loss Factor</th> <th>Factor</th> <th></th> <th></th> <th></th> </tr> <tr> <th>MHz</th> <th>dBuV/m</th> <th>dBuV/m</th> <th>dB</th> <th>dBuV</th> <th>dB/m</th> <th>dB</th> <th>dB</th> <th>cm</th> <th>deg</th> </tr> </thead> <tbody> <tr> <td>1</td> <td>2387.61</td> <td>65.01</td> <td>74.00</td> <td>-8.99</td> <td>56.68</td> <td>32.06</td> <td>7.10</td> <td>36.83</td> <td>6.00</td> <td>128</td> <td>360</td> <td>PEAK</td> </tr> </tbody> </table>	Limit	Read	Ant	Cable	Preamp	Aux	APos	TPos	Remark	Freq	Level	Line Margin	Level Factor	Loss Factor	Factor				MHz	dBuV/m	dBuV/m	dB	dBuV	dB/m	dB	dB	cm	deg	1	2387.61	65.01	74.00	-8.99	56.68	32.06	7.10	36.83	6.00	128	360	PEAK	<table border="1"> <thead> <tr> <th>Limit</th> <th>Read</th> <th>Ant</th> <th>Cable</th> <th>Preamp</th> <th>Aux</th> <th>APos</th> <th>TPos</th> <th>Remark</th> </tr> <tr> <th>Freq</th> <th>Level</th> <th>Line Margin</th> <th>Level Factor</th> <th>Loss Factor</th> <th>Factor</th> <th></th> <th></th> <th></th> </tr> <tr> <th>MHz</th> <th>dBuV/m</th> <th>dBuV/m</th> <th>dB</th> <th>dBuV</th> <th>dB/m</th> <th>dB</th> <th>dB</th> <th>cm</th> <th>deg</th> </tr> </thead> <tbody> <tr> <td>1</td> <td>2422.00</td> <td>103.90</td> <td>-----</td> <td>-----</td> <td>95.42</td> <td>32.20</td> <td>7.15</td> <td>36.87</td> <td>6.00</td> <td>128</td> <td>360</td> <td>PEAK</td> </tr> </tbody> </table>	Limit	Read	Ant	Cable	Preamp	Aux	APos	TPos	Remark	Freq	Level	Line Margin	Level Factor	Loss Factor	Factor				MHz	dBuV/m	dBuV/m	dB	dBuV	dB/m	dB	dB	cm	deg	1	2422.00	103.90	-----	-----	95.42	32.20	7.15	36.87	6.00	128	360	PEAK
Limit	Read	Ant	Cable	Preamp	Aux	APos	TPos	Remark																																																																												
Freq	Level	Line Margin	Level Factor	Loss Factor	Factor																																																																															
MHz	dBuV/m	dBuV/m	dB	dBuV	dB/m	dB	dB	cm	deg																																																																											
1	2387.61	65.01	74.00	-8.99	56.68	32.06	7.10	36.83	6.00	128	360	PEAK																																																																								
Limit	Read	Ant	Cable	Preamp	Aux	APos	TPos	Remark																																																																												
Freq	Level	Line Margin	Level Factor	Loss Factor	Factor																																																																															
MHz	dBuV/m	dBuV/m	dB	dBuV	dB/m	dB	dB	cm	deg																																																																											
1	2422.00	103.90	-----	-----	95.42	32.20	7.15	36.87	6.00	128	360	PEAK																																																																								







Mode	12																																											
	Band Edge - R																																											
	2400-2483.5_802.11n HT40_CH03_2422MHz																																											
ANT	1																																											
Pol.	Horizontal	Fundamental																																										
Peak	<table border="1"> <thead> <tr> <th>Limit</th> <th>Read</th> <th>Ant</th> <th>Cable</th> <th>Preamp</th> <th>Aux</th> <th>APos</th> <th>TPos</th> <th>Remark</th> </tr> <tr> <th>Freq</th> <th>Level</th> <th>Line</th> <th>Margin</th> <th>Level</th> <th>Factor</th> <th>Loss</th> <th>Factor</th> <th>Factor</th> <th>cm</th> <th>deg</th> </tr> <tr> <th>MHz</th> <th>dBuV/m</th> <th>dBuV/m</th> <th>dB</th> <th>dBuV</th> <th>dB/m</th> <th>dB</th> <th>dB</th> <th>dB</th> <th>cm</th> <th>deg</th> </tr> </thead> <tbody> <tr> <td>1 2484.52</td> <td>57.23</td> <td>74.00</td> <td>-16.77</td> <td>48.43</td> <td>32.52</td> <td>7.26</td> <td>36.98</td> <td>6.00</td> <td>128</td> <td>360 PEAK</td> </tr> </tbody> </table>	Limit	Read	Ant	Cable	Preamp	Aux	APos	TPos	Remark	Freq	Level	Line	Margin	Level	Factor	Loss	Factor	Factor	cm	deg	MHz	dBuV/m	dBuV/m	dB	dBuV	dB/m	dB	dB	dB	cm	deg	1 2484.52	57.23	74.00	-16.77	48.43	32.52	7.26	36.98	6.00	128	360 PEAK	Blank
Limit	Read	Ant	Cable	Preamp	Aux	APos	TPos	Remark																																				
Freq	Level	Line	Margin	Level	Factor	Loss	Factor	Factor	cm	deg																																		
MHz	dBuV/m	dBuV/m	dB	dBuV	dB/m	dB	dB	dB	cm	deg																																		
1 2484.52	57.23	74.00	-16.77	48.43	32.52	7.26	36.98	6.00	128	360 PEAK																																		
Avg	<table border="1"> <thead> <tr> <th>Limit</th> <th>Read</th> <th>Ant</th> <th>Cable</th> <th>Preamp</th> <th>Aux</th> <th>APos</th> <th>TPos</th> <th>Remark</th> </tr> <tr> <th>Freq</th> <th>Level</th> <th>Line</th> <th>Margin</th> <th>Level</th> <th>Factor</th> <th>Loss</th> <th>Factor</th> <th>Factor</th> <th>cm</th> <th>deg</th> </tr> <tr> <th>MHz</th> <th>dBuV/m</th> <th>dBuV/m</th> <th>dB</th> <th>dBuV</th> <th>dB/m</th> <th>dB</th> <th>dB</th> <th>dB</th> <th>cm</th> <th>deg</th> </tr> </thead> <tbody> <tr> <td>1 2483.62</td> <td>45.05</td> <td>54.00</td> <td>-8.95</td> <td>36.25</td> <td>32.52</td> <td>7.26</td> <td>36.98</td> <td>6.00</td> <td>128</td> <td>360 AVERAGE</td> </tr> </tbody> </table>	Limit	Read	Ant	Cable	Preamp	Aux	APos	TPos	Remark	Freq	Level	Line	Margin	Level	Factor	Loss	Factor	Factor	cm	deg	MHz	dBuV/m	dBuV/m	dB	dBuV	dB/m	dB	dB	dB	cm	deg	1 2483.62	45.05	54.00	-8.95	36.25	32.52	7.26	36.98	6.00	128	360 AVERAGE	Blank
Limit	Read	Ant	Cable	Preamp	Aux	APos	TPos	Remark																																				
Freq	Level	Line	Margin	Level	Factor	Loss	Factor	Factor	cm	deg																																		
MHz	dBuV/m	dBuV/m	dB	dBuV	dB/m	dB	dB	dB	cm	deg																																		
1 2483.62	45.05	54.00	-8.95	36.25	32.52	7.26	36.98	6.00	128	360 AVERAGE																																		