



FCC RF Test Report

APPLICANT : Espressif Systems (Shanghai) Co.,Ltd.
EQUIPMENT : 2.4GHz Wi-Fi IoT Module
BRAND NAME : ESPRESSIF
MODEL NAME : ESP32-S2-SOLO-2
FCC ID : 2AC7Z-ESPS2SOLO2
STANDARD : FCC Part 15 Subpart C §15.247
CLASSIFICATION : (DTS) Digital Transmission System
TEST DATE(S) : Jul. 22, 2022 ~ Jul. 30, 2022

We, Sporton International Inc. (Kunshan), would like to declare that the tested sample has been evaluated in accordance with the test procedures and has been in compliance with the applicable technical standards.

The test results in this report apply exclusively to the tested model / sample. Without written approval of Sporton International Inc. (Kunshan), the test report shall not be reproduced except in full.

Jason Jia

Approved by: Jason Jia



Sporton International Inc. (Kunshan)

**No. 1098, Pengxi North Road, Kunshan Economic Development Zone Jiangsu Province 215300
People's Republic of China**



TABLE OF CONTENTS

REVISION HISTORY..... 3

SUMMARY OF TEST RESULT 4

1 GENERAL DESCRIPTION 5

 1.1 Applicant 5

 1.2 Manufacturer 5

 1.3 Product Feature of Equipment Under Test..... 5

 1.4 Product Specification of Equipment Under Test..... 5

 1.5 Modification of EUT 5

 1.6 Testing Location 6

 1.7 Test Software..... 6

 1.8 Applicable Standards..... 6

2 TEST CONFIGURATION OF EQUIPMENT UNDER TEST 7

 2.1 Carrier Frequency and Channel 7

 2.2 Test Mode..... 8

 2.3 Connection Diagram of Test System..... 9

 2.4 Support Unit used in test configuration and system 10

 2.5 EUT Operation Test Setup 10

 2.6 Measurement Results Explanation Example..... 10

3 TEST RESULT 11

 3.1 6dB Bandwidth Measurement 11

 3.2 Output Power Measurement..... 13

 3.3 Power Spectral Density Measurement 14

 3.4 Conducted Band Edges and Spurious Emission Measurement 16

 3.5 Radiated Band Edges and Spurious Emission Measurement 29

 3.6 AC Conducted Emission Measurement..... 33

 3.7 Antenna Requirements 35

4 LIST OF MEASURING EQUIPMENT 36

5 UNCERTAINTY OF EVALUATION 37

APPENDIX A. CONDUCTED TEST RESULTS

APPENDIX B. AC CONDUCTED EMISSION TEST RESULT

APPENDIX C. RADIATED SPURIOUS EMISSION

APPENDIX D. RADIATED SPURIOUS EMISSION PLOTS

APPENDIX E. DUTY CYCLE PLOTS

APPENDIX F. SETUP PHOTOGRAPHS



REVISION HISTORY

REPORT NO.	VERSION	DESCRIPTION	ISSUED DATE
FR262718	Rev. 01	Initial issue of report	Aug. 11, 2022



SUMMARY OF TEST RESULT

Report Section	FCC Rule	Description	Limit	Result	Remark
3.1	15.247(a)(2)	6dB Bandwidth	≥ 0.5MHz	Pass	-
3.1	-	99% Bandwidth	-	Report Only	-
3.2	15.247(b)	Power Output Measurement	≤ 30dBm	Pass	-
3.3	15.247(e)	Power Spectral Density	≤ 8dBm/3kHz	Pass	-
3.4	15.247(d)	Conducted Band Edges	≤ 20dBc	Pass	-
		Conducted Spurious Emission		Pass	-
3.5	15.247(d)	Radiated Band Edges and Radiated Spurious Emission	15.209(a) & 15.247(d)	Pass	Under limit 1.02 dB at 2389.430 MHz
3.6	15.207	AC Conducted Emission	15.207(a)	Pass	Under limit 9.66 dB at 0.156 MHz
3.7	15.203 & 15.247(b)	Antenna Requirement	15.203 & 15.247(b)	Pass	-

Declaration of Conformity:
The test results with all measurement uncertainty excluded are presented in accordance with the regulation limits.
Comments and Explanations:
The declared of product specification for EUT presented in the report are provided by the manufacturer, and the manufacturer takes all the responsibilities for the accuracy of product specification.



1 General Description

1.1 Applicant

Espressif Systems (Shanghai) Co.,Ltd.

Suite 204, Block 2, 690 Bibo Road, Zhang Jiang Hi-Tech Park, Shanghai, China

1.2 Manufacturer

Espressif Systems (Shanghai) Co.,Ltd.

Suite 204, Block 2, 690 Bibo Road, Zhang Jiang Hi-Tech Park, Shanghai, China

1.3 Product Feature of Equipment Under Test

Product Feature	
Equipment	2.4GHz Wi-Fi IoT Module
Brand Name	ESPRESSIF
Model Name	ESP32-S2-SOLO-2
FCC ID	2AC7Z-ESPS2SOLO2
HW Version	V1.0
SW Version	V1.1.3.0
EUT Stage	Production Unit

Remark: The above EUT's information was declared by manufacturer. Please refer to the specifications or user's manual for more detailed description.

1.4 Product Specification of Equipment Under Test

Standards-related Product Specification	
Tx/Rx Channel Frequency Range	2412 MHz ~ 2462 MHz
Maximum (Peak) Output Power to antenna	802.11b : 19.47 dBm (0.0885 W) 802.11g : 26.03 dBm (0.4009 W) 802.11n HT20 : 26.07 dBm (0.4046 W) 802.11n HT40 : 26.31 dBm (0.4276 W)
Antenna Type / Gain	PCB Antenna with gain 3.26 dBi
Type of Modulation	802.11b : DSSS (DBPSK / DQPSK / CCK) 802.11g/n : OFDM (BPSK / QPSK / 16QAM / 64QAM)

1.5 Modification of EUT

No modifications are made to the EUT during all test items.



1.6 Testing Location

Sporton International Inc. (Kunshan) is accredited to ISO/IEC 17025:2017 by American Association for Laboratory Accreditation with Certificate Number 5145.02.

Test Firm	Sporton International Inc. (Kunshan)		
Test Site Location	No. 1098, Pengxi North Road, Kunshan Economic Development Zone Jiangsu Province 215300 People’s Republic of China TEL : +86-512-57900158 FAX : +86-512-57900958		
Test Site No.	Sporton Site No.	FCC Designation No.	FCC Test Firm Registration No.
	CO01-KS 03CH05-KS TH01-KS	CN1257	314309

1.7 Test Software

Item	Site	Manufacturer	Name	Version
1.	03CH05-KS	AUDIX	E3	6.2009-8-24a1
2.	CO01-KS	AUDIX	E3	6.2009-8-24

1.8 Applicable Standards

According to the specifications of the manufacturer, the EUT must comply with the requirements of the following standards:

- 47 CFR Part 15 Subpart C §15.247
- FCC KDB 558074 D01 15.247 Meas Guidance v05r02
- ANSI C63.10-2013

Remark: All test items were verified and recorded according to the standards and without any deviation during the test.



2 Test Configuration of Equipment Under Test

- a. The EUT has been associated with peripherals and configuration operated in a manner tended to maximize its emission characteristics in a typical application. Frequency range investigated: conduction emission (150 kHz to 30 MHz), radiation emission (9 kHz to the 10th harmonic of the highest fundamental frequency or to 40 GHz, whichever is lower). For radiated measurement, pre-scanned in three orthogonal panels, X, Y, Z. The worst cases (X plane) were recorded in this report.
- b. AC power line Conducted Emission was tested under maximum output power.

2.1 Carrier Frequency and Channel

Frequency Band	Channel	Freq. (MHz)	Channel	Freq. (MHz)
2400-2483.5 MHz	1	2412	7	2442
	2	2417	8	2447
	3	2422	9	2452
	4	2427	10	2457
	5	2432	11	2462
	6	2437		



2.2 Test Mode

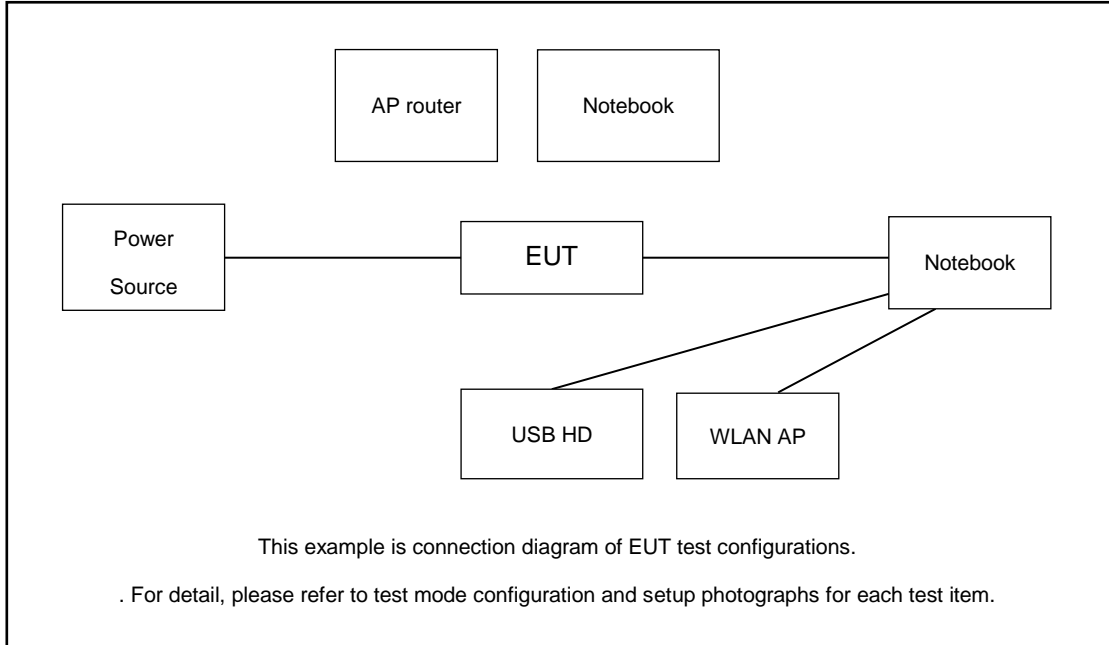
Final test modes are considering the modulation and worse data rates as below table.

Modulation	Data Rate
802.11b	1 Mbps
802.11g	6 Mbps
802.11n HT20	MCS0
802.11n HT40	MCS0

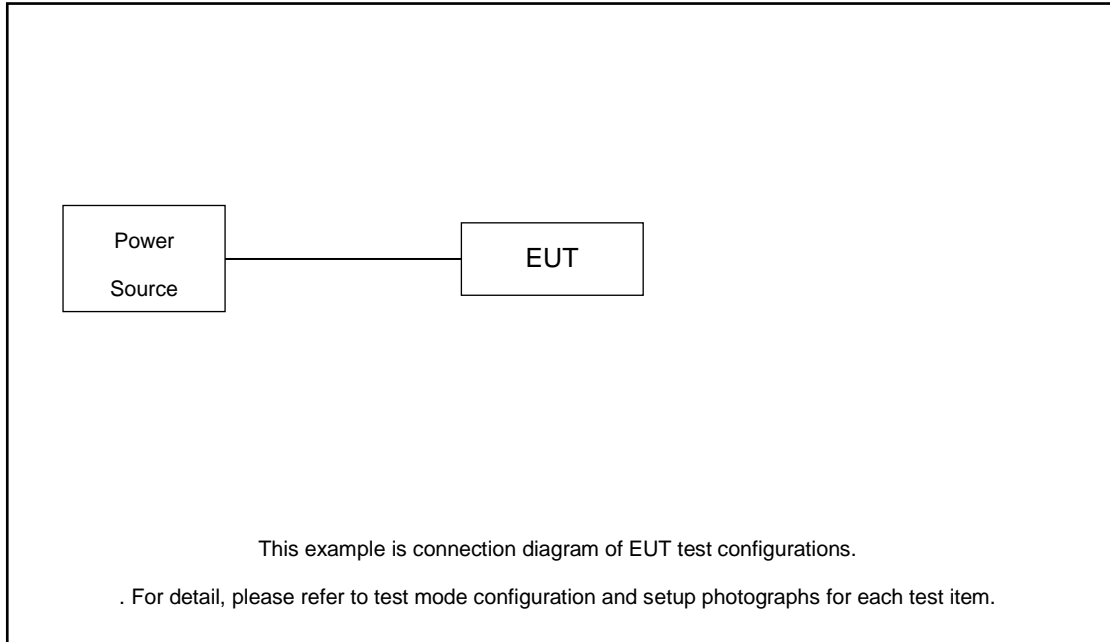
Test Cases	
AC Conducted Emission	Mode 1 : WLAN Link(2.4G) +charging from Notebook

2.3 Connection Diagram of Test System

< AC Conducted Emission >



< Radiated Emission >



2.4 Support Unit used in test configuration and system

Item	Equipment	Trade Name	Model Name	FCC ID	Data Cable	Power Cord
1.	WLAN AP	D-link	DIR-655	KA21R655B1	N/A	Unshielded,1.8m
2.	Notebook	Lenovo	V130-14IKB004	N/A	N/A	AC I/P: Unshielded, 1.8 m DC O/P: Shielded, 1.8 m
3.	Hard Disk	Lenovo	F310	DoC	Shielded, 1.2m	N/A
4.	Test Jig	N/A	N/A	N/A	N/A	N/A

2.5 EUT Operation Test Setup

For WLAN RF test items, an engineering test program was provided and enabled to make EUT continuous transmit.

For AC power line conducted emissions, the EUT was set to connect with the WLAN AP under large package sizes transmission.

2.6 Measurement Results Explanation Example

For all conducted test items:

The offset level is set in the spectrum analyzer to compensate the RF cable loss and attenuator factor between EUT conducted output port and spectrum analyzer. With the offset compensation, the spectrum analyzer reading level is exactly the EUT RF output level.

Example:

The spectrum analyzer offset is derived from RF cable loss and attenuator factor.

Offset = RF cable loss + attenuator factor.

Following shows an offset computation example with cable loss 5.4 dB and 10dB attenuator.

$$\begin{aligned} \text{Offset(dB)} &= \text{RF cable loss(dB)} + \text{attenuator factor(dB)}. \\ &= 5.4 + 10 = 15.4 \text{ (dB)} \end{aligned}$$

3 Test Result

3.1 6dB Bandwidth Measurement

3.1.1 Limit of 6dB Bandwidth

The minimum 6 dB bandwidth shall be at least 500 kHz.

3.1.2 Measuring Instruments

The measuring equipment is listed in the section 4 of this test report.

3.1.3 Test Procedures

1. The testing follows ANSI C63.10-2013 clause 11.8
2. The RF output of EUT was connected to the spectrum analyzer by RF cable and attenuator. The path loss was compensated to the results for each measurement.
3. Set to the maximum power setting and enable the EUT transmit continuously.
4. Make the measurement with the spectrum analyzer's resolution bandwidth (RBW) = 100 kHz. Set the Video bandwidth (VBW) = 300 kHz. In order to make an accurate measurement. The 6 dB bandwidth must be greater than 500 kHz.
5. Measure and record the results in the test report.

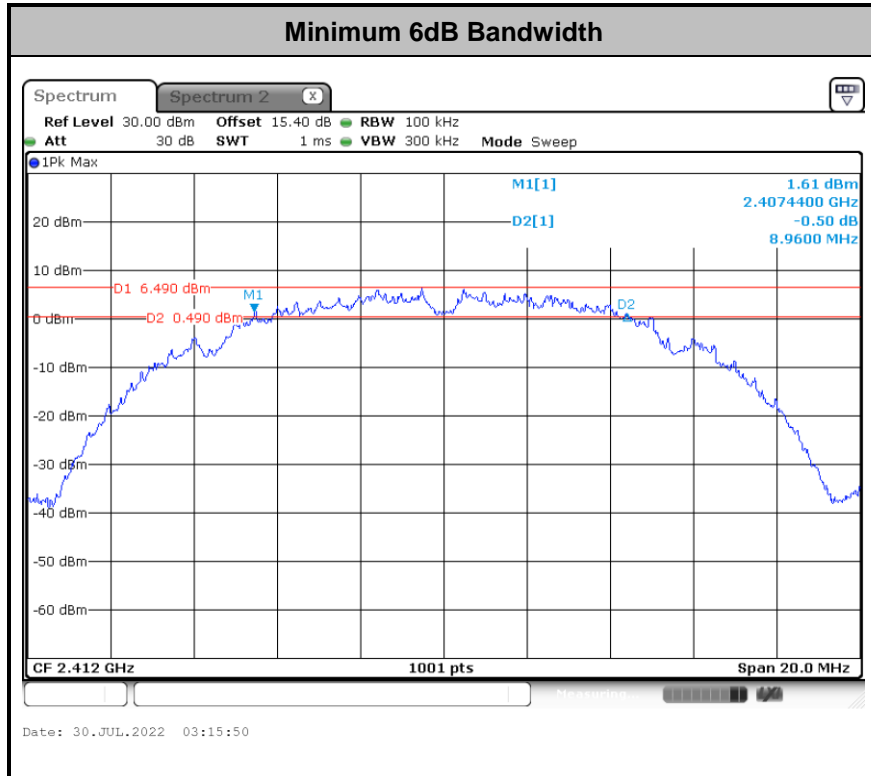
3.1.4 Test Setup





3.1.5 Test Result of 6dB Bandwidth

Please refer to Appendix A.



3.2 Output Power Measurement

3.2.1 Limit of Output Power

For systems using digital modulation in the 2400-2483.5MHz, the limit for peak output power is 30dBm. If transmitting antenna with directional gain greater than 6dBi is used, the peak output power from the intentional radiator shall be reduced below the above stated value by the amount in dB that the directional gain of the antenna exceeds 6 dBi. In case of point-to-point operation, the limit has to be reduced by 1dB for every 3dB that the directional gain of the antenna exceeds 6dBi.

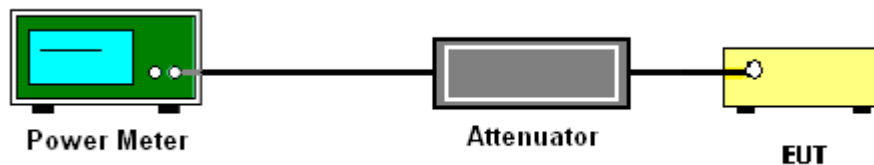
3.2.2 Measuring Instruments

The measuring equipment is listed in the section 4 of this test report.

3.2.3 Test Procedures

1. The testing follows the Measurement Procedure of ANSI C63.10-2013 clause 11.9.1.3 PKPM1 Peak power meter or ANSI C63.10-2013 clause 11.9.2.3.1 Method AVGPM method.
2. The RF output of EUT was connected to the power meter by RF cable and attenuator. The path loss was compensated to the results for each measurement.
3. Set to the maximum power setting and enable the EUT transmit continuously.
4. Measure the conducted output power and record the results in the test report.

3.2.4 Test Setup



3.2.5 Test Result of Peak Output Power

Please refer to Appendix A.

3.2.6 Test Result of Average Output Power (Reporting Only)

Please refer to Appendix A.



3.3 Power Spectral Density Measurement

3.3.1 Limit of Power Spectral Density

The peak power spectral density shall not be greater than 8dBm in any 3kHz band at any time interval of continuous transmission.

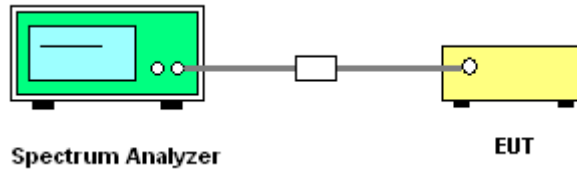
3.3.2 Measuring Instruments

The measuring equipment is listed in the section 4 of this test report.

3.3.3 Test Procedures

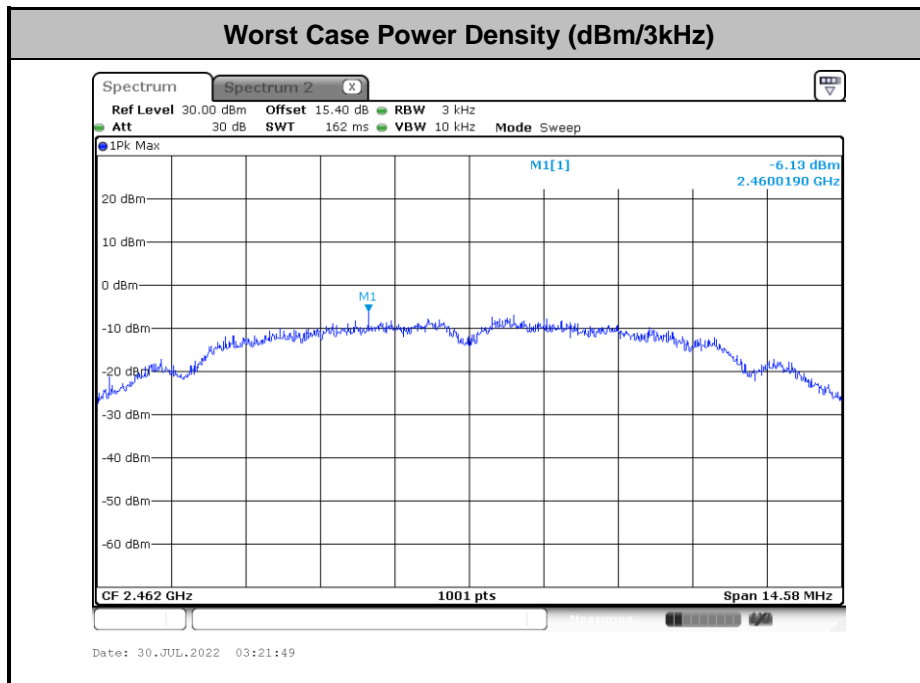
1. The testing follows Measurement Procedure of ANSI C63.10-2013 clause 11.10.2 Method PKPSD.
2. The RF output of EUT was connected to the spectrum analyzer by RF cable and attenuator. The path loss was compensated to the results for each measurement.
3. Set to the maximum power setting and enable the EUT transmit continuously.
4. Make the measurement with the spectrum analyzer's resolution bandwidth (RBW) = 3 kHz. Video bandwidth VBW = 10 kHz In order to make an accurate measurement, set the span to 1.5 times DTS Channel Bandwidth. (6dB BW)
5. Detector = peak, Sweep time = auto couple, Trace mode = max hold, Allow trace to fully stabilize. Use the peak marker function to determine the maximum power level.
6. Measure and record the results in the test report.

3.3.4 Test Setup



3.3.5 Test Result of Power Spectral Density

Please refer to Appendix A.



3.4 Conducted Band Edges and Spurious Emission Measurement

3.4.1 Limit of Conducted Band Edges and Spurious Emission Measurement

In any 100 kHz bandwidth outside of the authorized frequency band, the emissions which fall in the non-restricted bands shall be attenuated at least 20 dB / 30dB relative to the maximum PSD level in 100 kHz by RF conducted measurement.

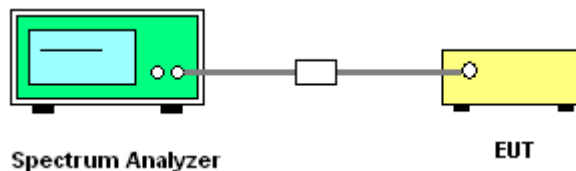
3.4.2 Measuring Instruments

The measuring equipment is listed in the section 4 of this test report.

3.4.3 Test Procedures

1. The testing follows ANSI C63.10-2013 clause 11.13
2. The RF output of EUT was connected to the spectrum analyzer by RF cable and attenuator. The path loss was compensated to the results for each measurement.
3. Set to the maximum power setting and enable the EUT transmit continuously.
4. Set RBW = 100 kHz, VBW=300 kHz, Peak Detector. Unwanted Emissions measured in any 100 kHz bandwidth outside of the authorized frequency band shall be attenuated by at least 20 dB relative to the maximum in-band peak PSD level in 100 kHz when maximum peak conducted output power procedure is used. If the transmitter complies with the conducted power limits based on the use of RMS averaging over a time interval, the attenuation required under this paragraph shall be 30 dB instead of 20 dB per 15.247(d).
5. Measure and record the results in the test report.
6. The RF fundamental frequency should be excluded against the limit line in the operating frequency band.

3.4.4 Test Setup

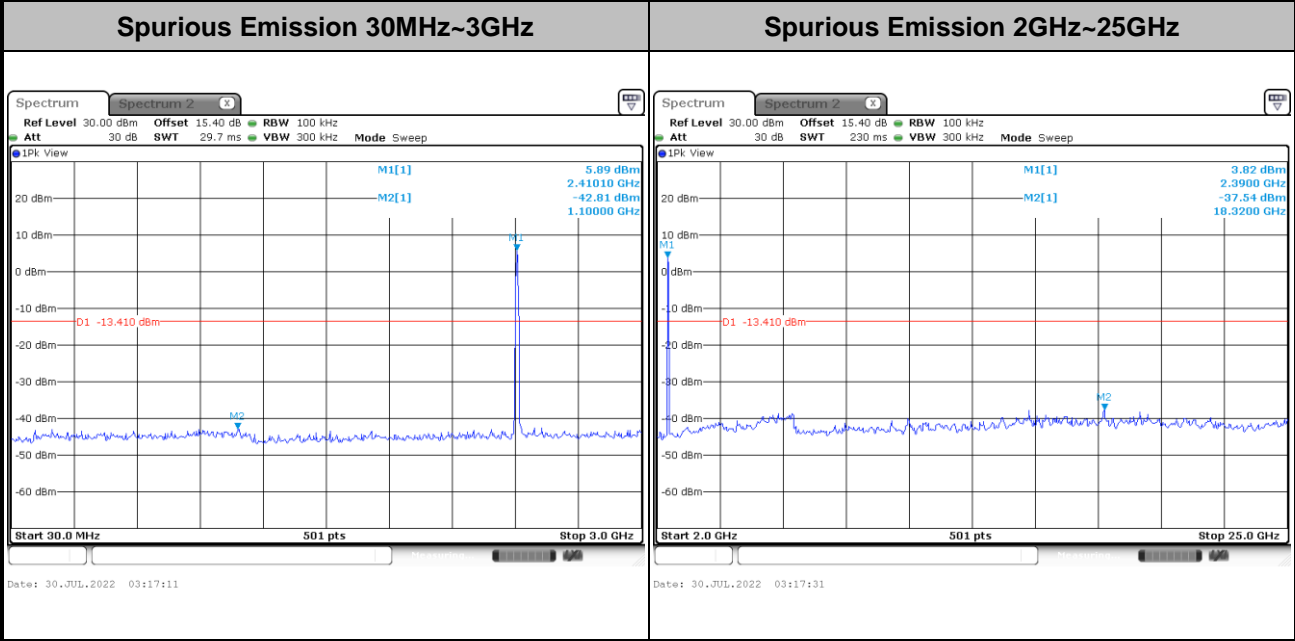
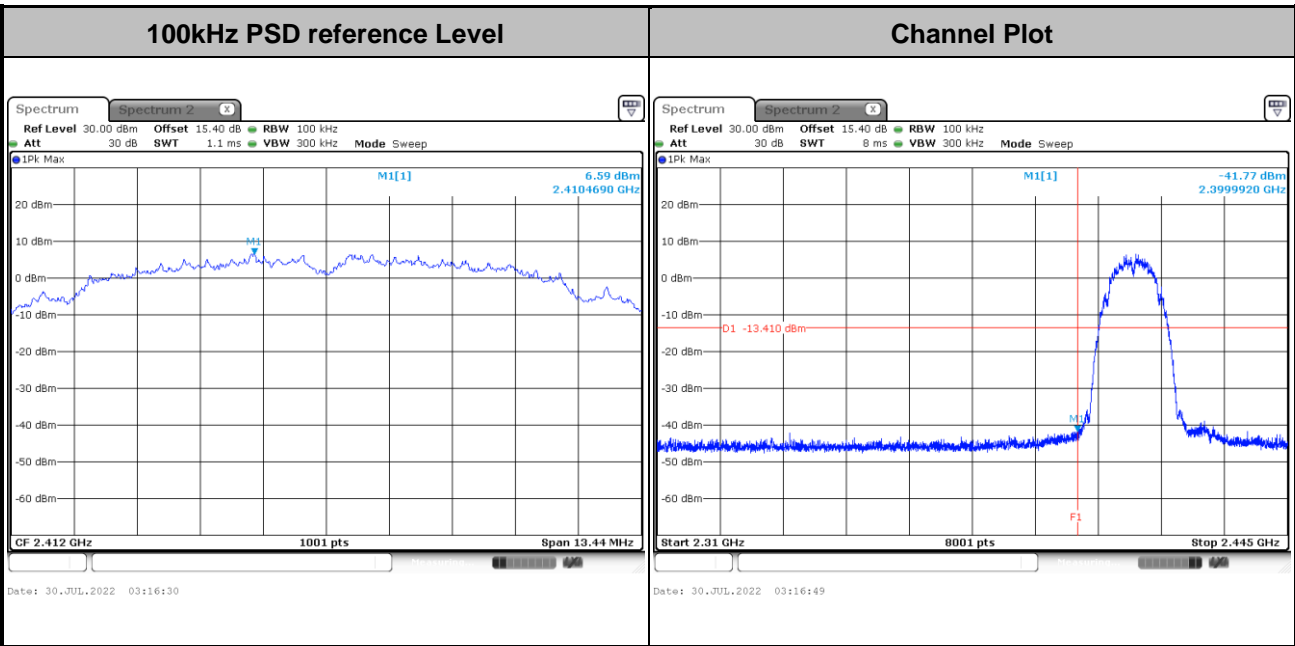




3.4.5 Test Result of Conducted Band Edges and Spurious Emission

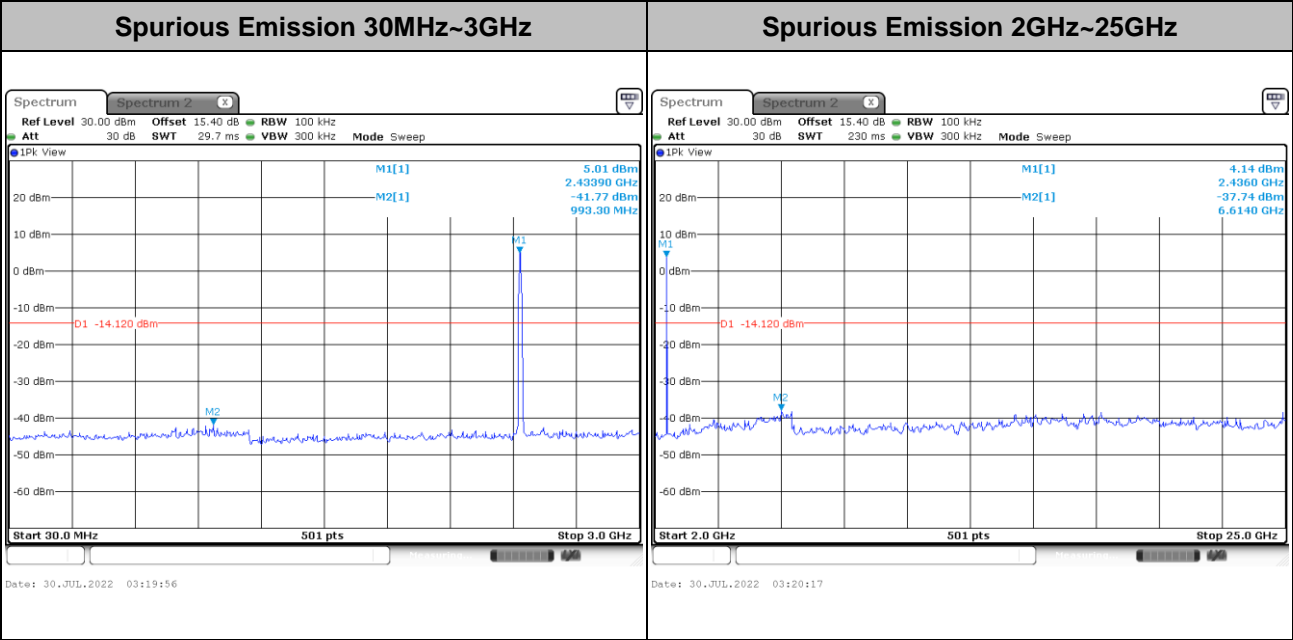
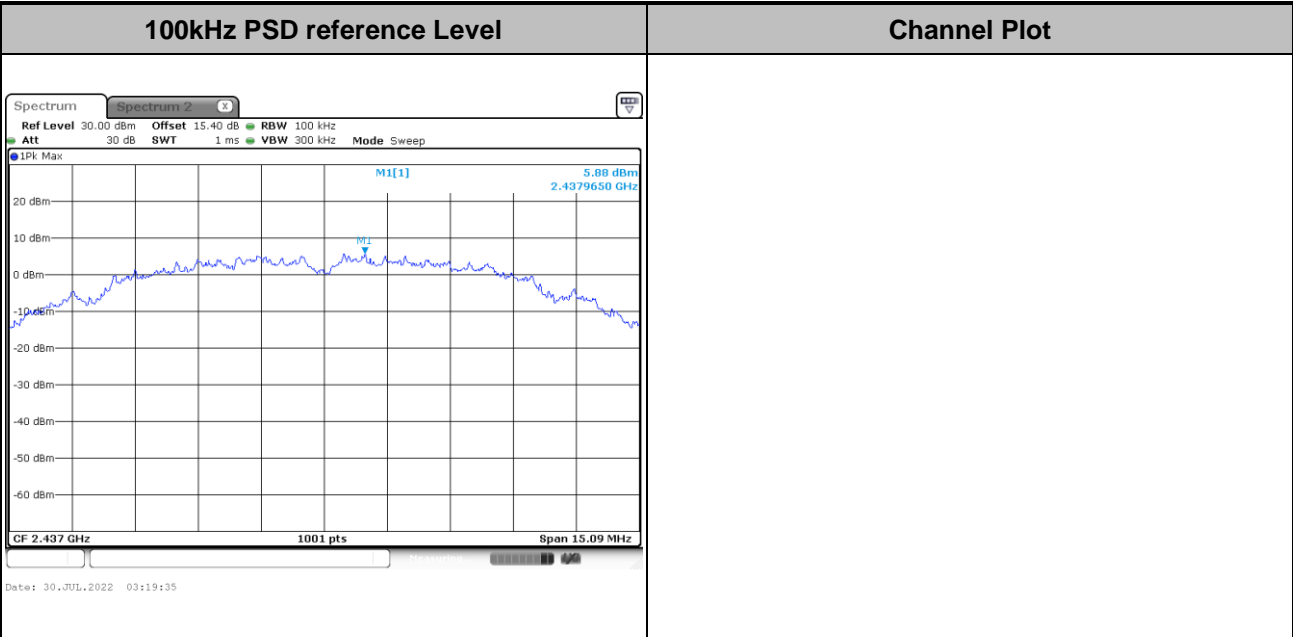
Test Engineer : Carry Xu	Temperature :	22~23°C
	Relative Humidity :	41~42%

Test Mode :	802.11b	Test Channel :	01
-------------	---------	----------------	----



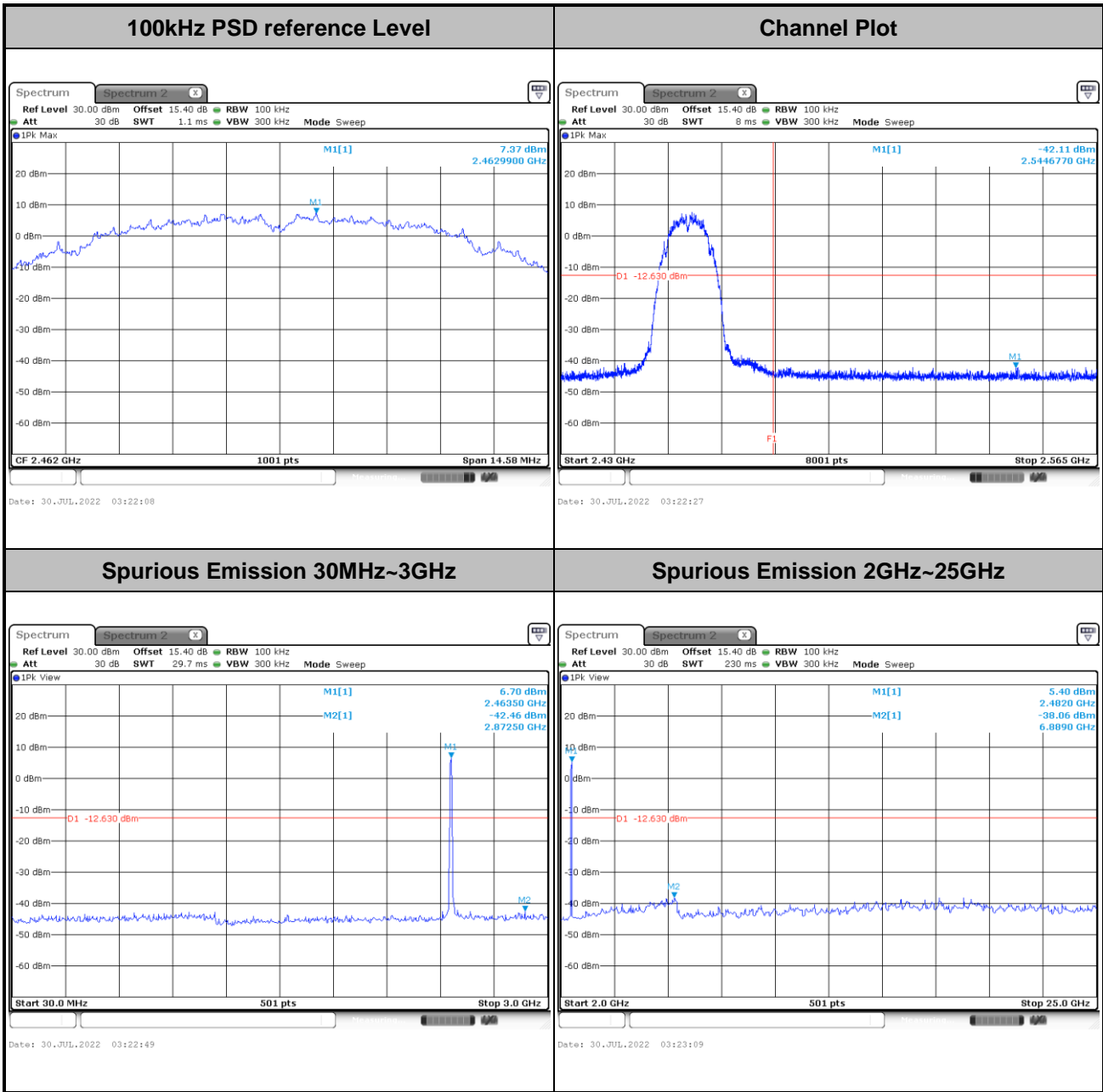


Test Mode :	802.11b	Test Channel :	06
-------------	---------	----------------	----



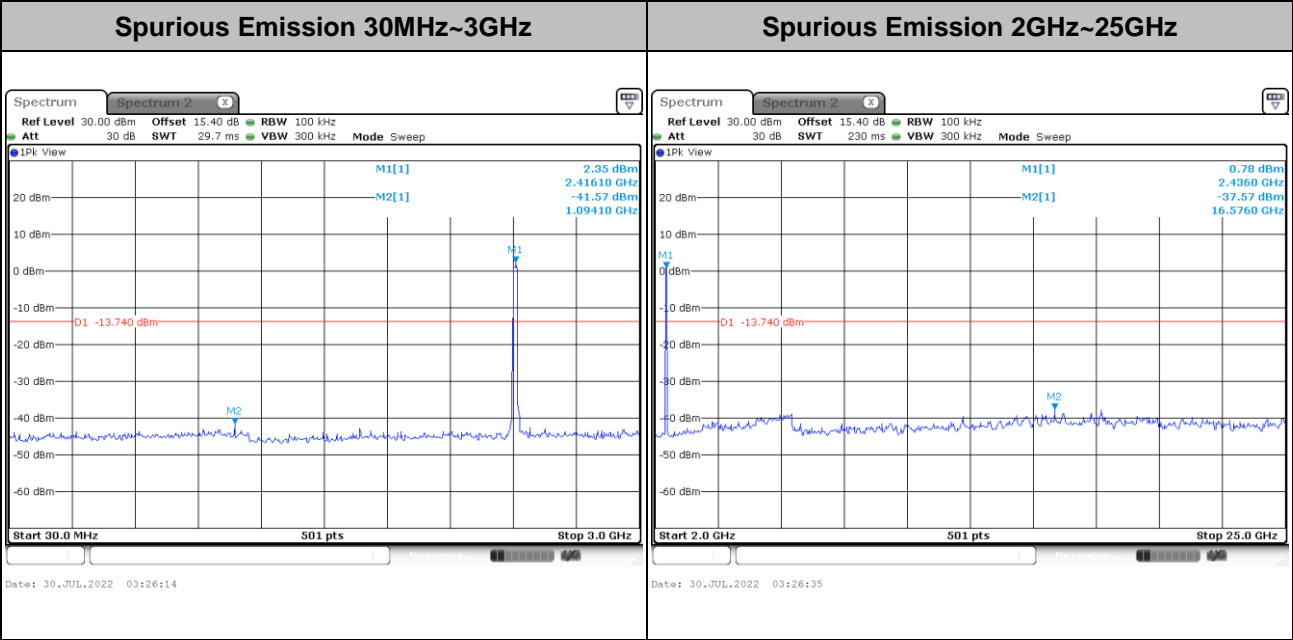
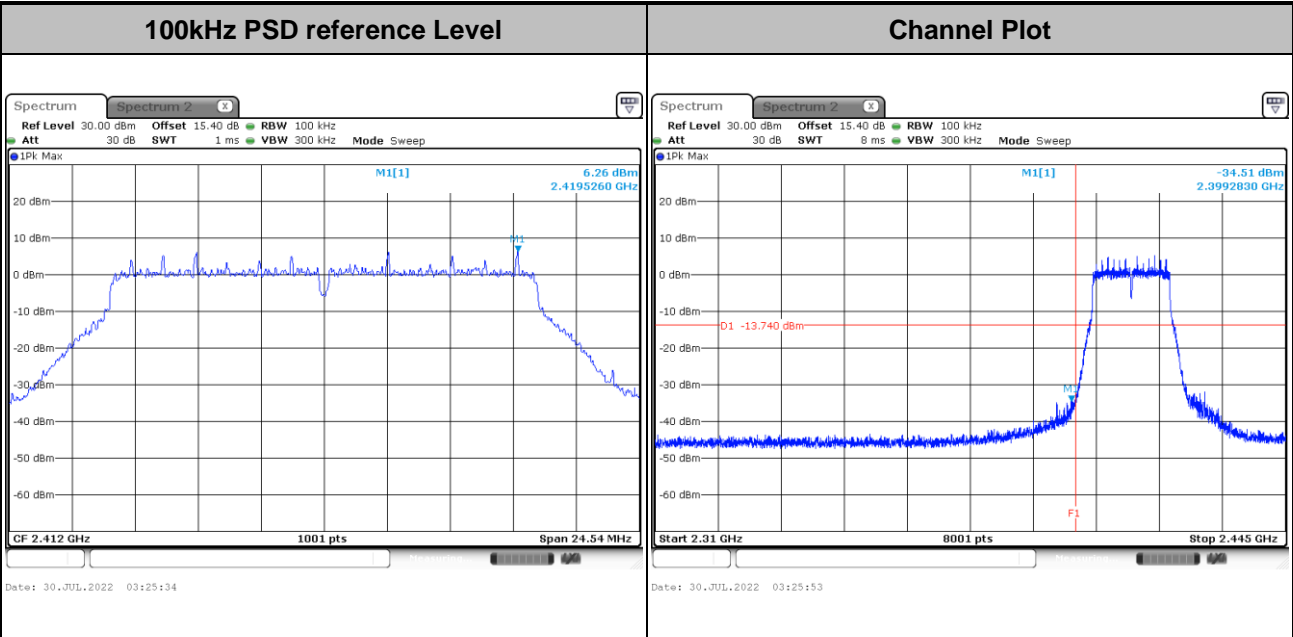


Test Mode :	802.11b	Test Channel :	11
-------------	---------	----------------	----



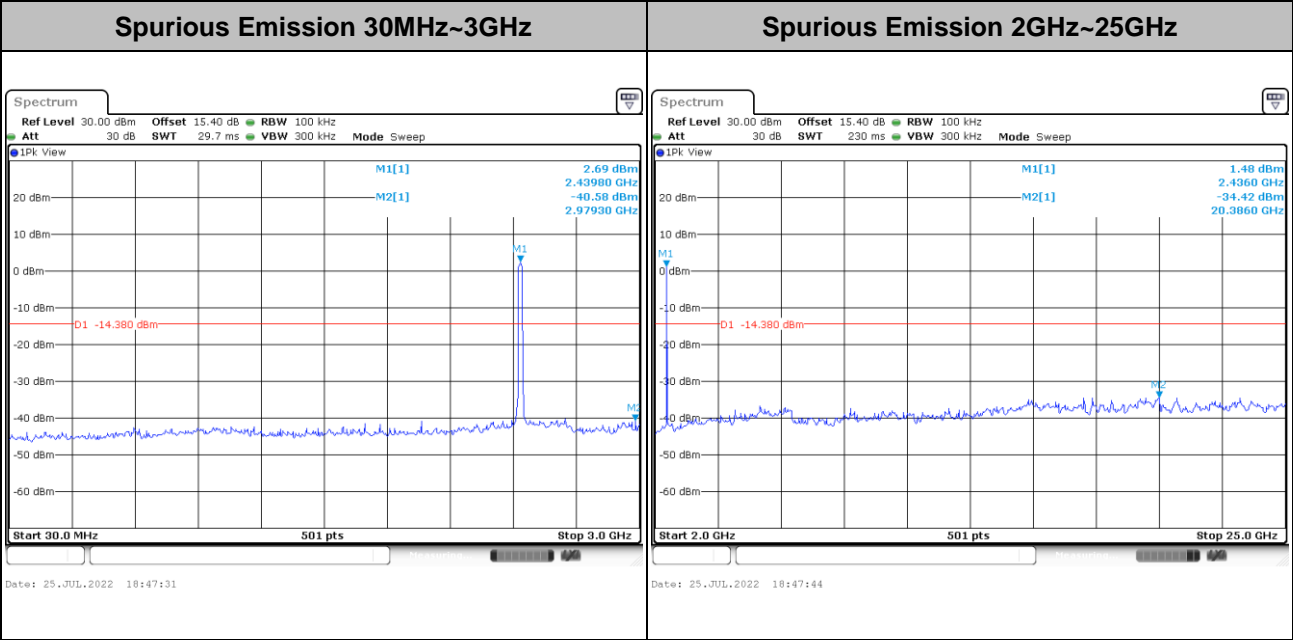
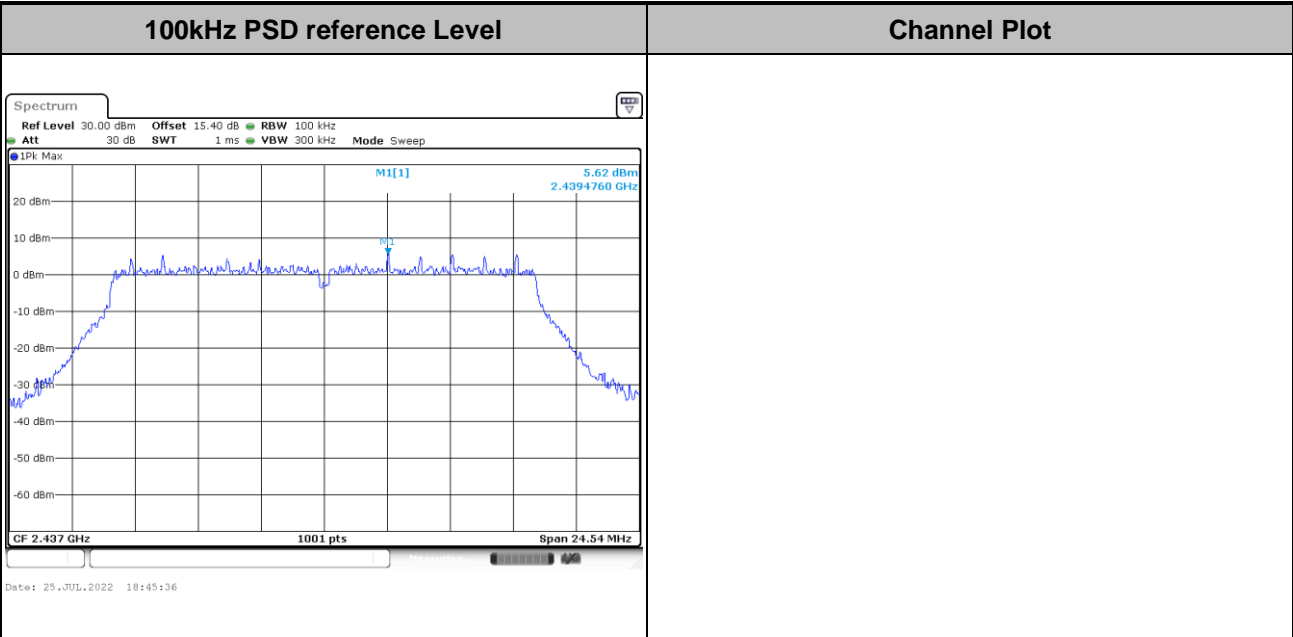


Test Mode : 802.11g Test Channel : 01



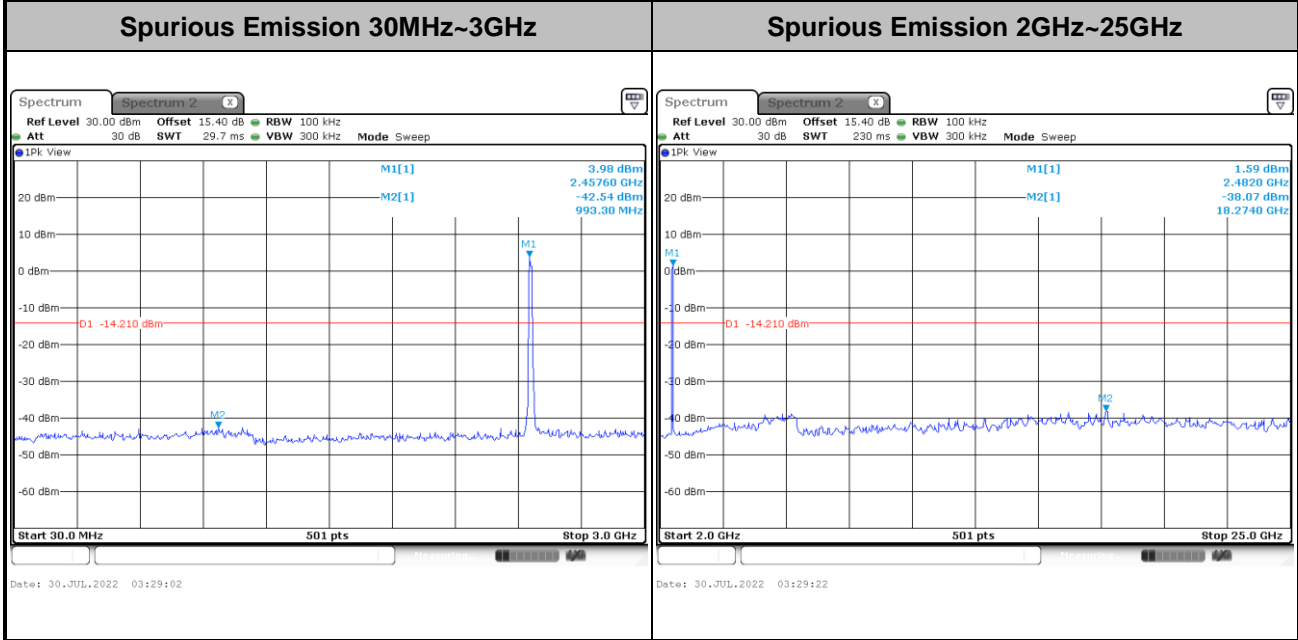
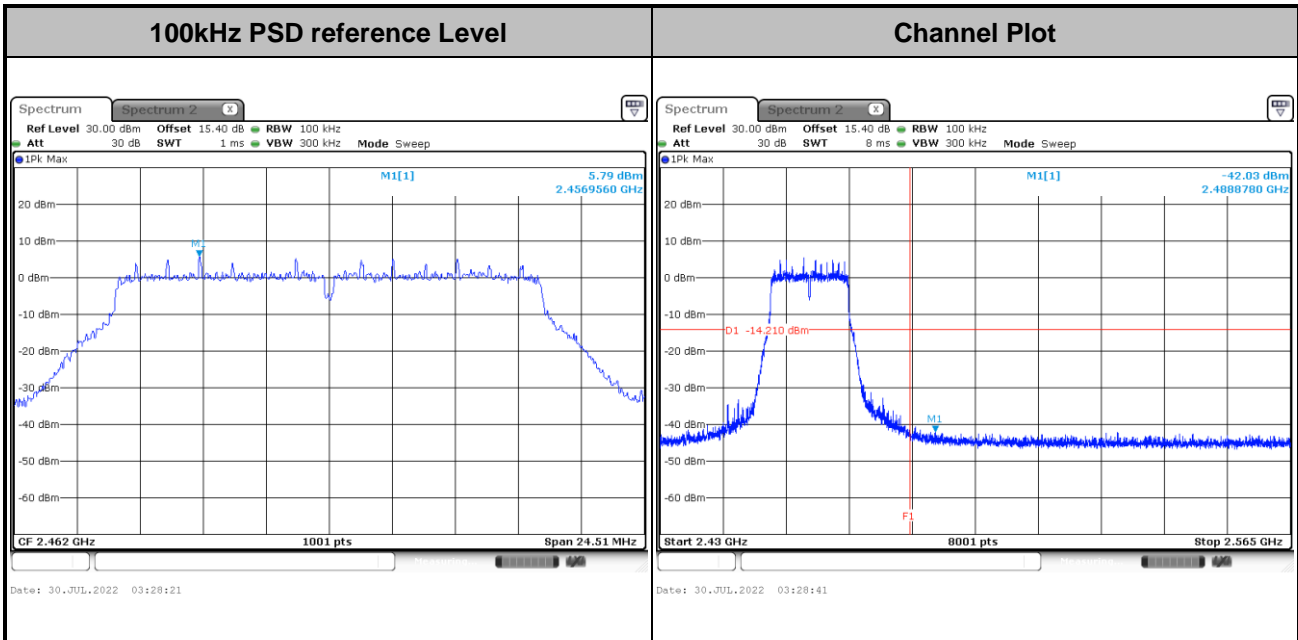


Test Mode :	802.11g	Test Channel :	06
-------------	---------	----------------	----



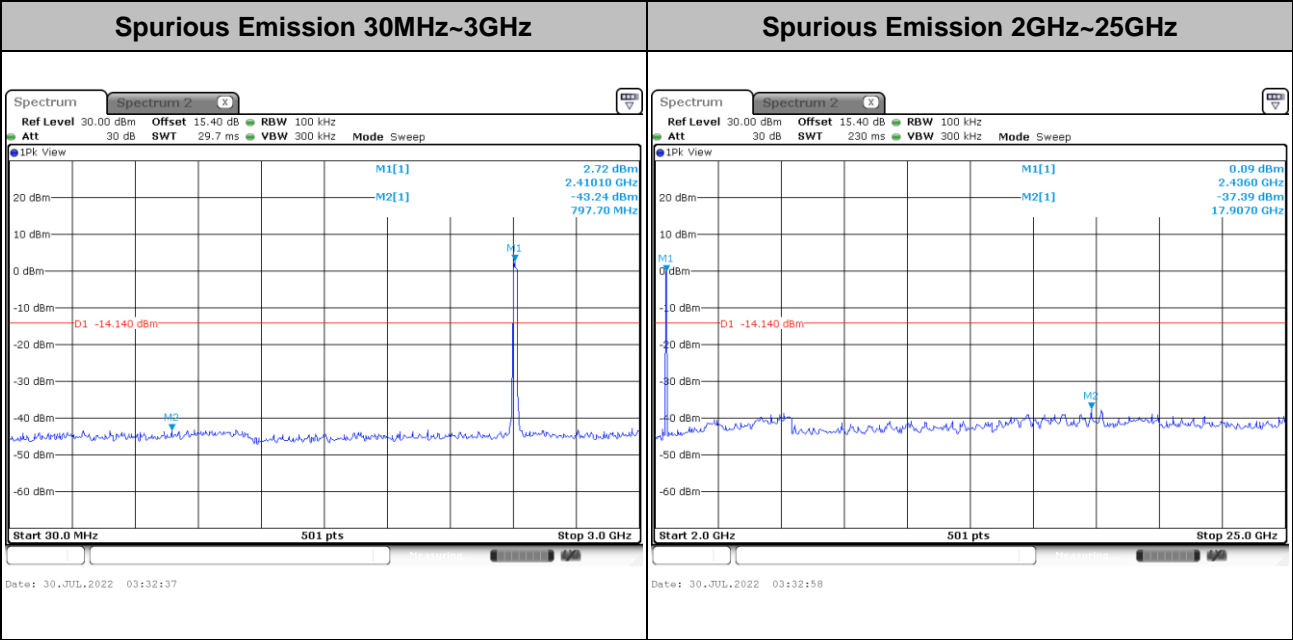
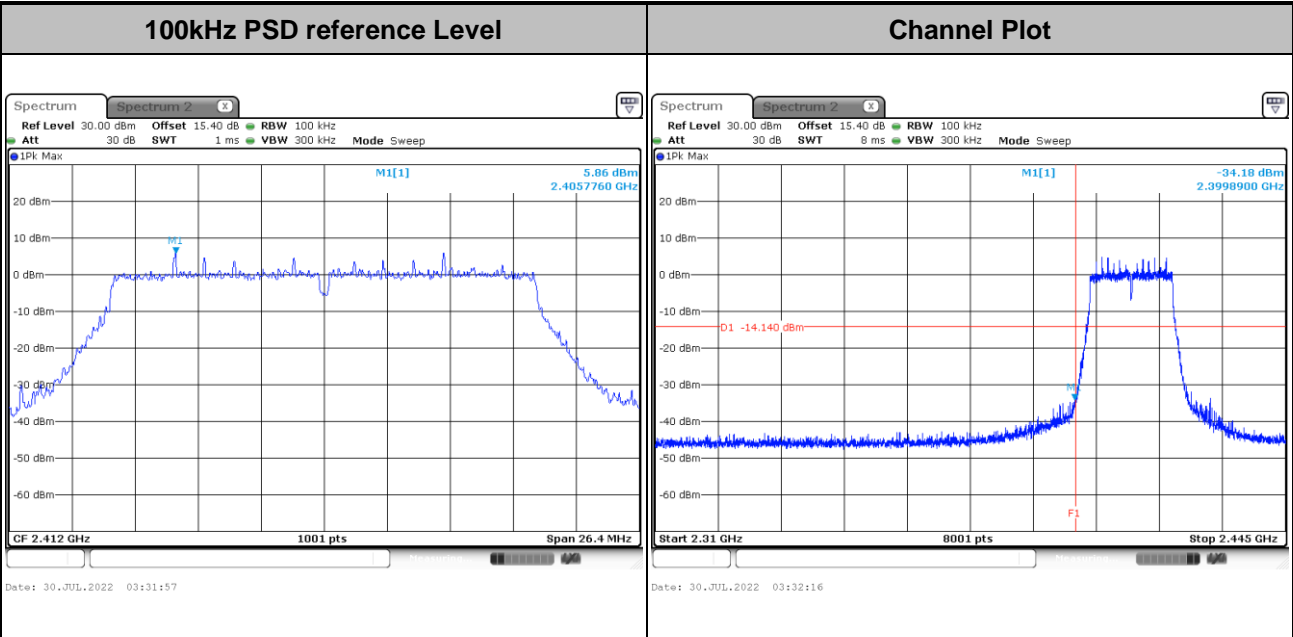


Test Mode :	802.11g	Test Channel :	11
-------------	---------	----------------	----



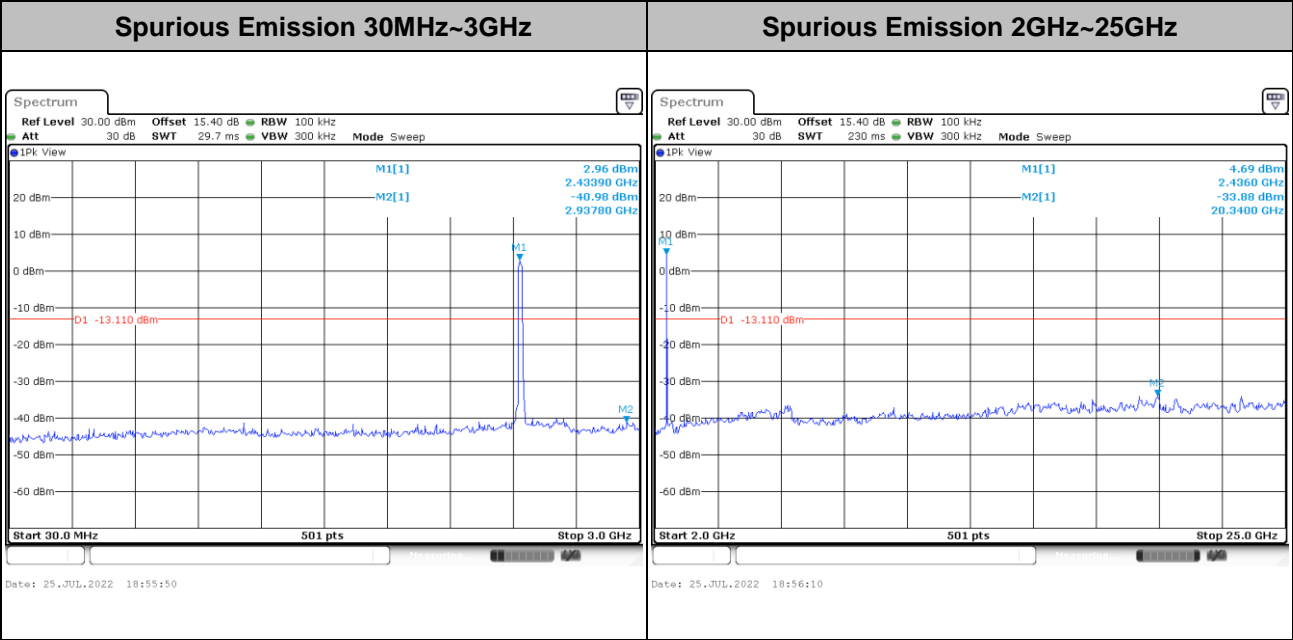
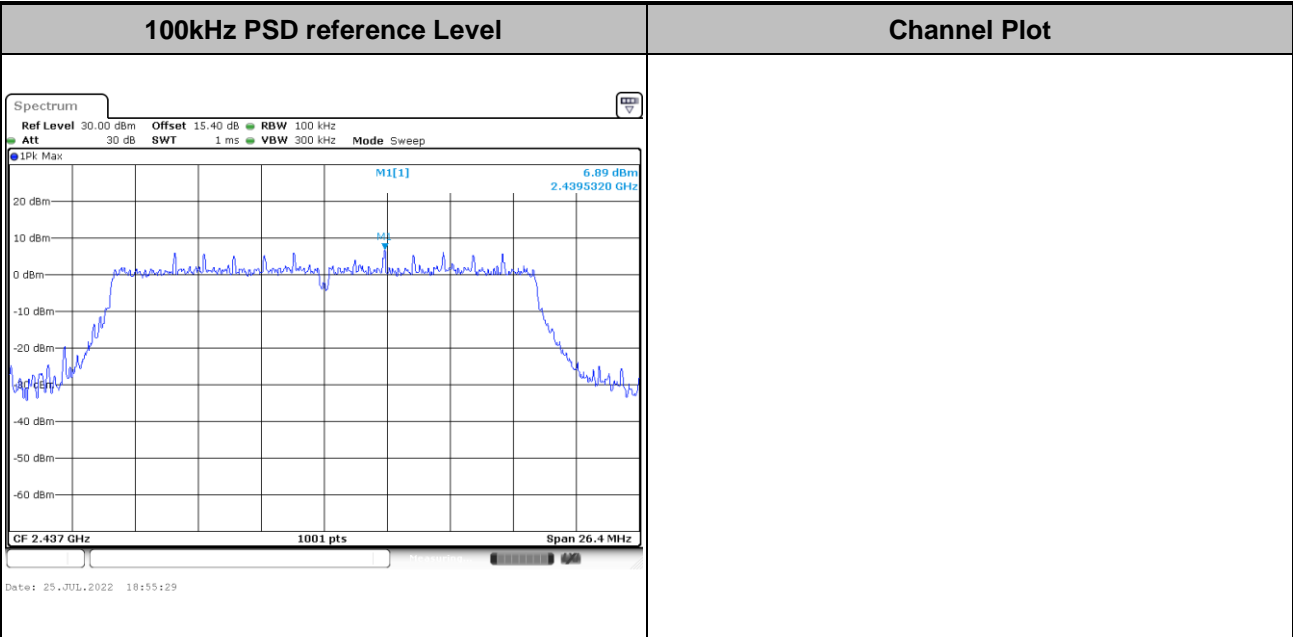


Test Mode : 802.11n HT20 Test Channel : 01



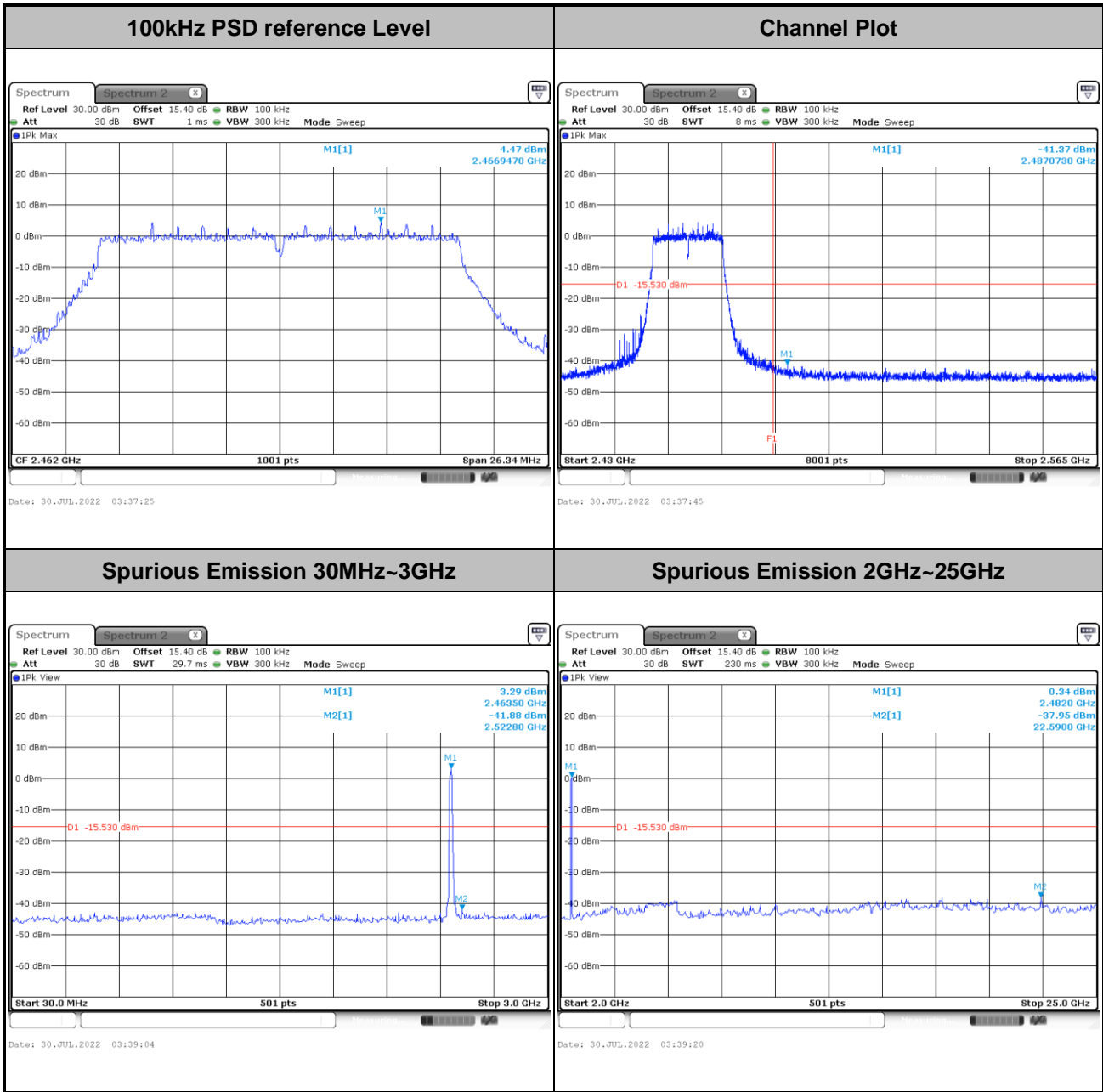


Test Mode :	802.11n HT20	Test Channel :	06
-------------	--------------	----------------	----



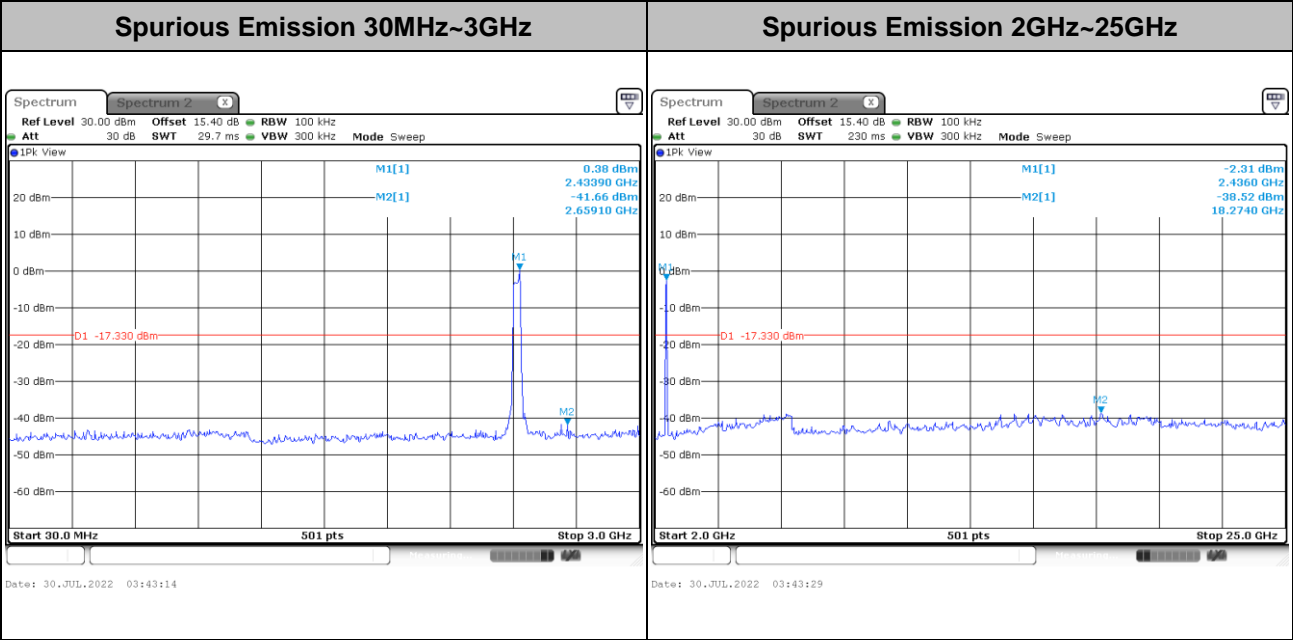
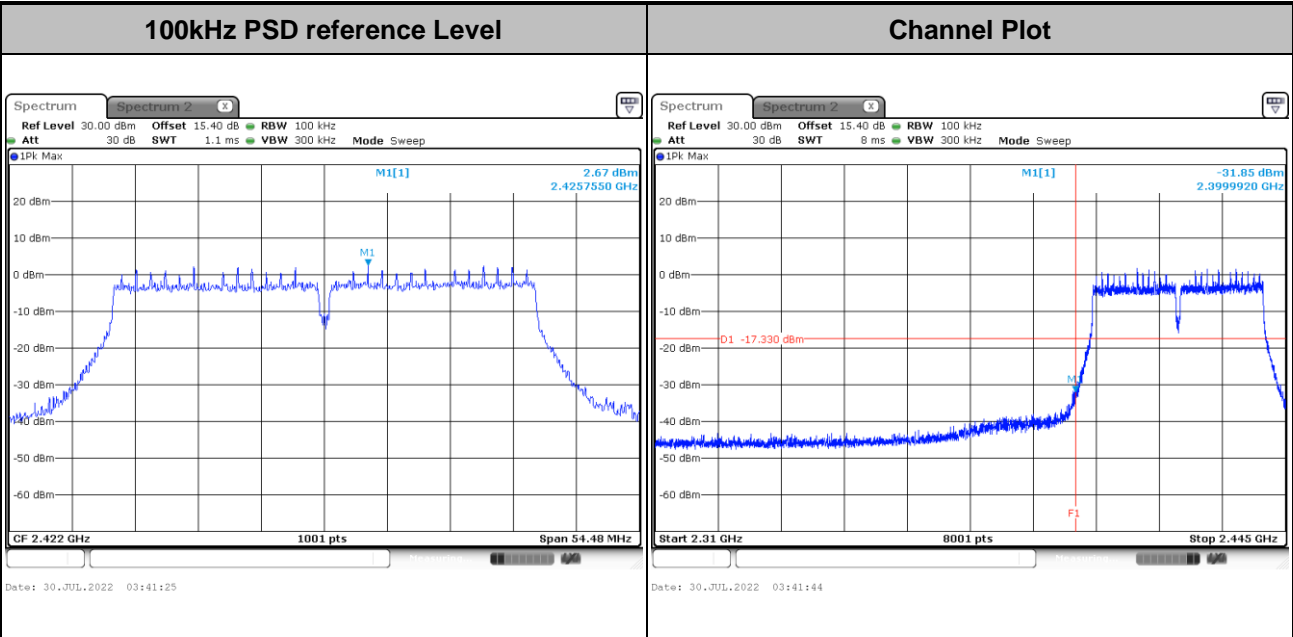


Test Mode :	802.11n HT20	Test Channel :	11
-------------	--------------	----------------	----





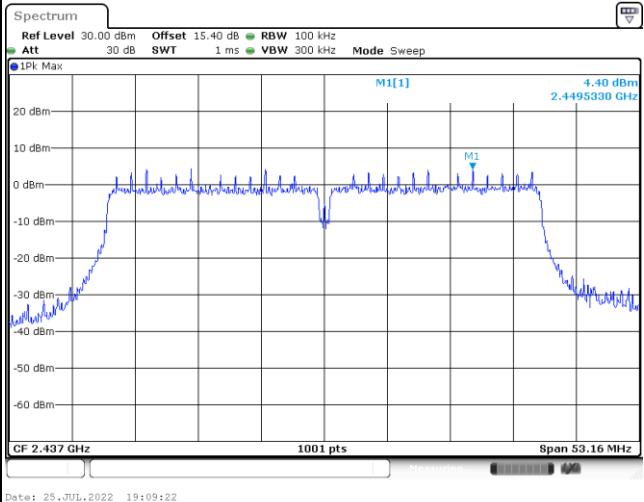
Test Mode : 802.11n HT40 Test Channel : 03





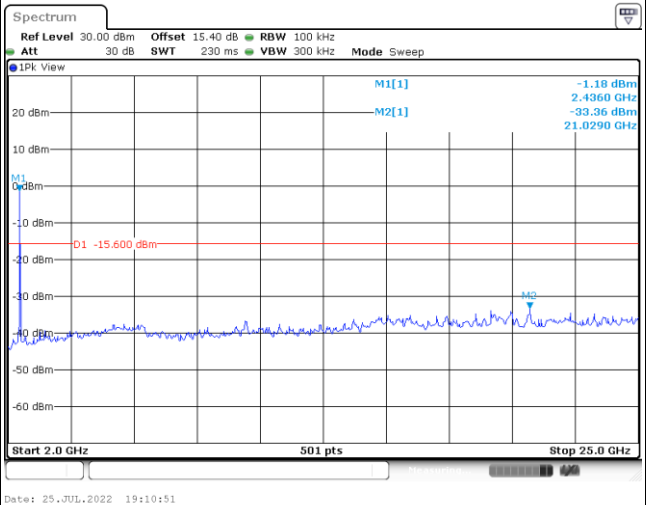
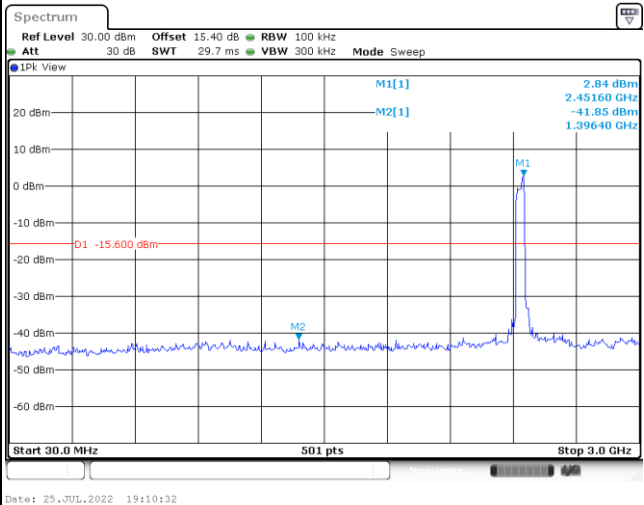
Test Mode :	802.11n HT40	Test Channel :	06
-------------	--------------	----------------	----

100kHz PSD reference Level	Channel Plot
-----------------------------------	---------------------



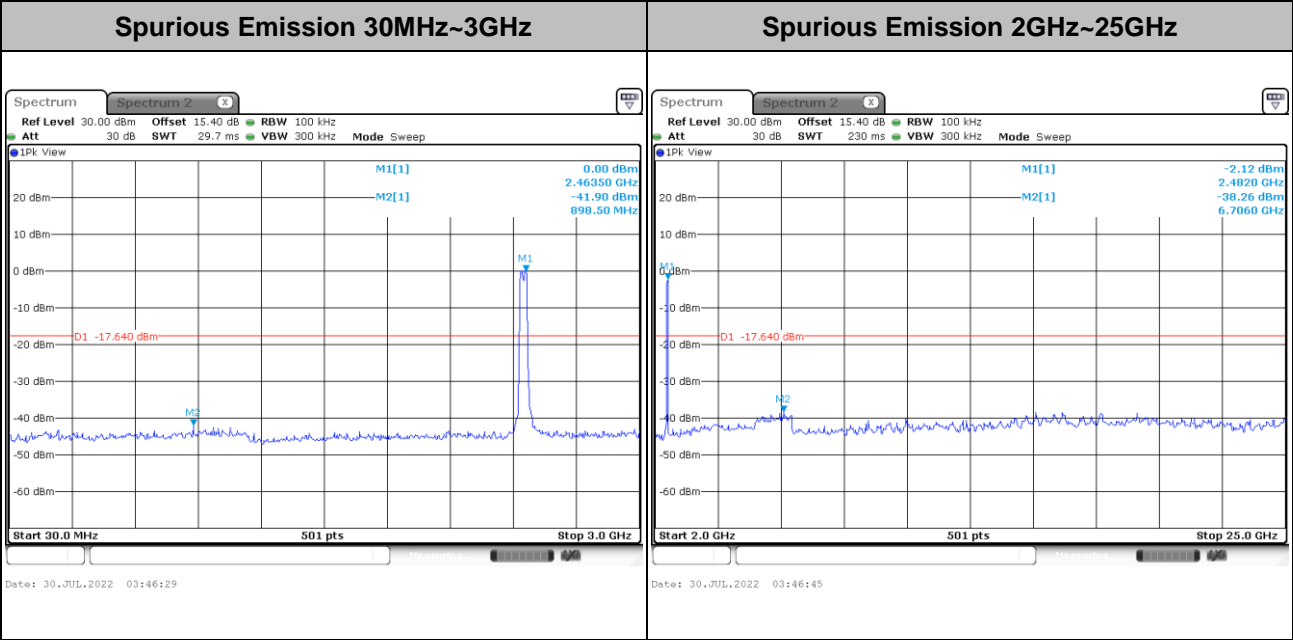
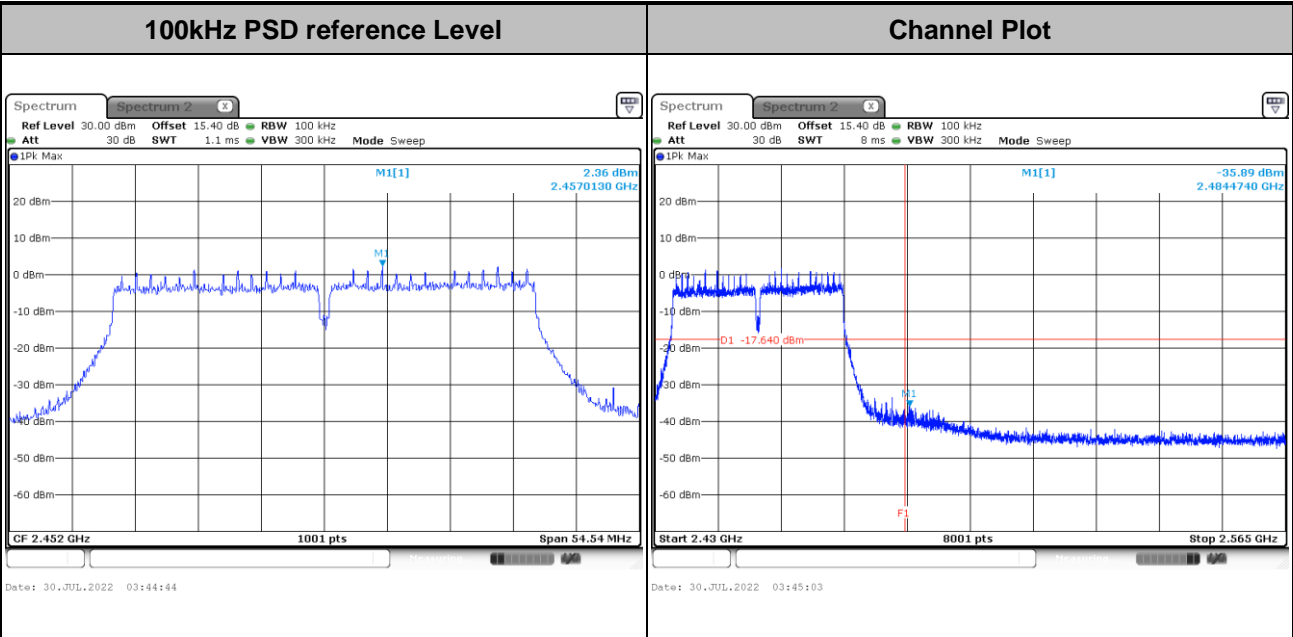
Spurious Emission 30MHz~3GHz

Spurious Emission 2GHz~25GHz





Test Mode : 802.11n HT40 Test Channel : 09





3.5 Radiated Band Edges and Spurious Emission Measurement

3.5.1 Limit of Radiated band edge and Spurious Emission Measurement

In any 100 kHz bandwidth outside the intentional radiator frequency band, all harmonics/spurious must be at least 20 dB below the highest emission level within the authorized band. If the output power of this device was measured by spectrum analyzer, the attenuation under this paragraph shall be 30 dB instead of 20 dB. In addition, radiated emissions which fall in the restricted bands must also comply with the limits as below.

Frequency (MHz)	Field Strength (microvolts/meter)	Measurement Distance (meters)
0.009 – 0.490	2400/F(kHz)	300
0.490 – 1.705	24000/F(kHz)	30
1.705 – 30.0	30	30
30 – 88	100	3
88 – 216	150	3
216 - 960	200	3
Above 960	500	3

3.5.2 Measuring Instruments

The measuring equipment is listed in the section 4 of this test report.

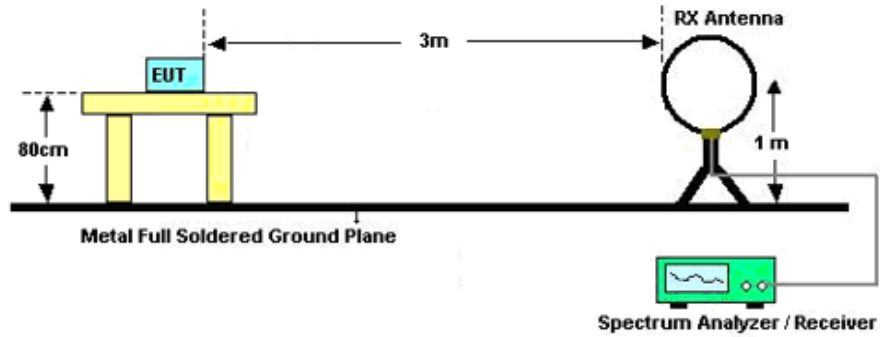


3.5.3 Test Procedures

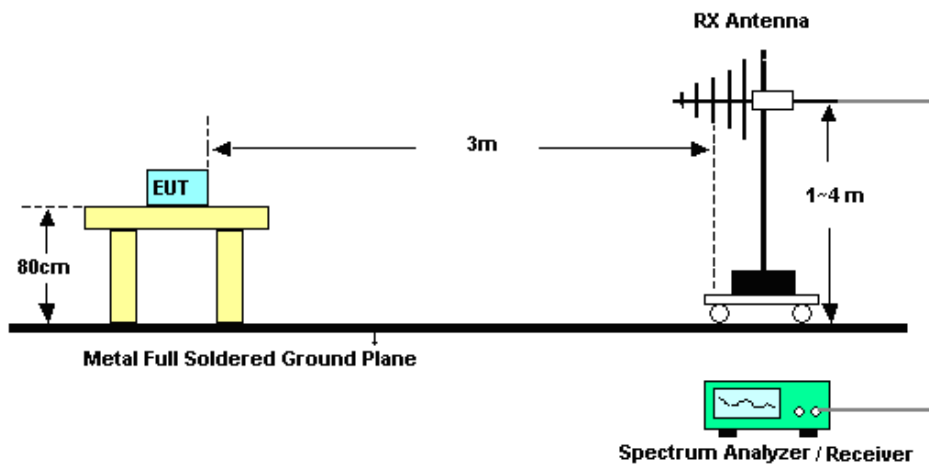
1. The testing follows ANSI C63.10-2013 clause 11.11 & 11.12
2. The EUT was arranged to its worst case and then tune the antenna tower (from 1 m to 4 m) and turntable (from 0 degree to 360 degrees) to find the maximum reading. A pre-amp and a high pass filter are used for the test in order to get better signal level.
3. The EUT was placed on a turntable with 0.8 meter for frequency below 1GHz and 1.5 meter for frequency above 1GHz respectively above ground.
4. The EUT was set 3 meters from the interference receiving antenna, which was mounted on the top of a variable height antenna tower.
5. Corrected Reading: Antenna Factor + Cable Loss + Read Level - Preamp Factor = Level
6. For testing below 1GHz, if the emission level of the EUT in peak mode was 3 dB lower than the limit specified, then peak values of EUT will be reported, otherwise, the emissions will be repeated one by one using the CISPR quasi-peak method and reported.
7. For testing above 1GHz, the emission level of the EUT in peak mode was 20dB lower than peak limit (that means the emission level in average mode also complies with the limit in average mode), then peak values of EUT will be reported, otherwise, the emissions will be measured in average mode again and reported.
8. Use the following spectrum analyzer settings:
 - (1) Span shall wide enough to fully capture the emission being measured;
 - (2) Set RBW=100 kHz for $f < 1$ GHz; VBW \geq RBW; Sweep = auto; Detector function = peak; Trace = max hold;
 - (3) Set RBW = 1 MHz, VBW= 3MHz for $f \geq 1$ GHz for peak measurement.
For average measurement:
 - VBW = 10 Hz, when duty cycle is no less than 98 percent.
 - VBW $\geq 1/T$, when duty cycle is less than 98 percent where T is the minimum transmission duration over which the transmitter is on and is transmitting at its maximum power control level for the tested mode of operation.

3.5.4 Test Setup

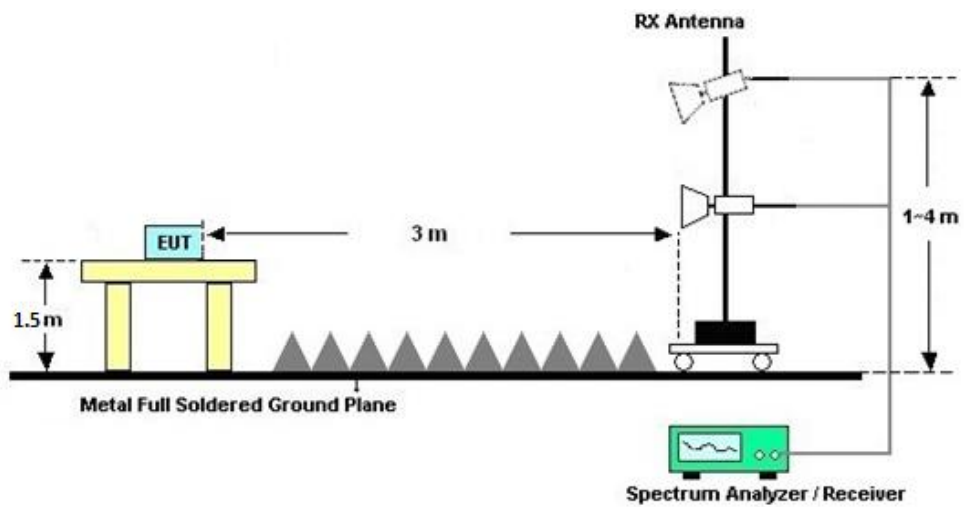
For radiated emissions below 30MHz



For radiated emissions from 30MHz to 1GHz



For radiated emissions above 1GHz





3.5.5 Test Results of Radiated Spurious Emissions (9kHz ~ 30MHz)

The low frequency, which started from 9 kHz to 30MHz, was pre-scanned and the result which was 20dB lower than the limit line was not reported.

There is a comparison data of both open-field test site and semi-Anechoic chamber, and the result came out very similar.

3.5.6 Test Result of Radiated Spurious at Band Edges

Please refer to Appendix C & D.

3.5.7 Duty Cycle

Please refer to Appendix E.

3.5.8 Test Result of Radiated Spurious Emission (30MHz ~ 10th Harmonic or 40GHz, whichever is lower)

Please refer to Appendix C & D.

3.6 AC Conducted Emission Measurement

3.6.1 Limit of AC Conducted Emission

For equipment that is designed to be connected to the public utility (AC) power line, the radio frequency voltage that is conducted back onto the AC power line on any frequency or frequencies within the band 150 kHz to 30 MHz shall not exceed the limits in the following table.

Frequency of Emission (MHz)	Conducted Limit (dB μ V)	
	Quasi-Peak	Average
0.15-0.5	66 to 56*	56 to 46*
0.5-5	56	46
5-30	60	50

*Decreases with the logarithm of the frequency.

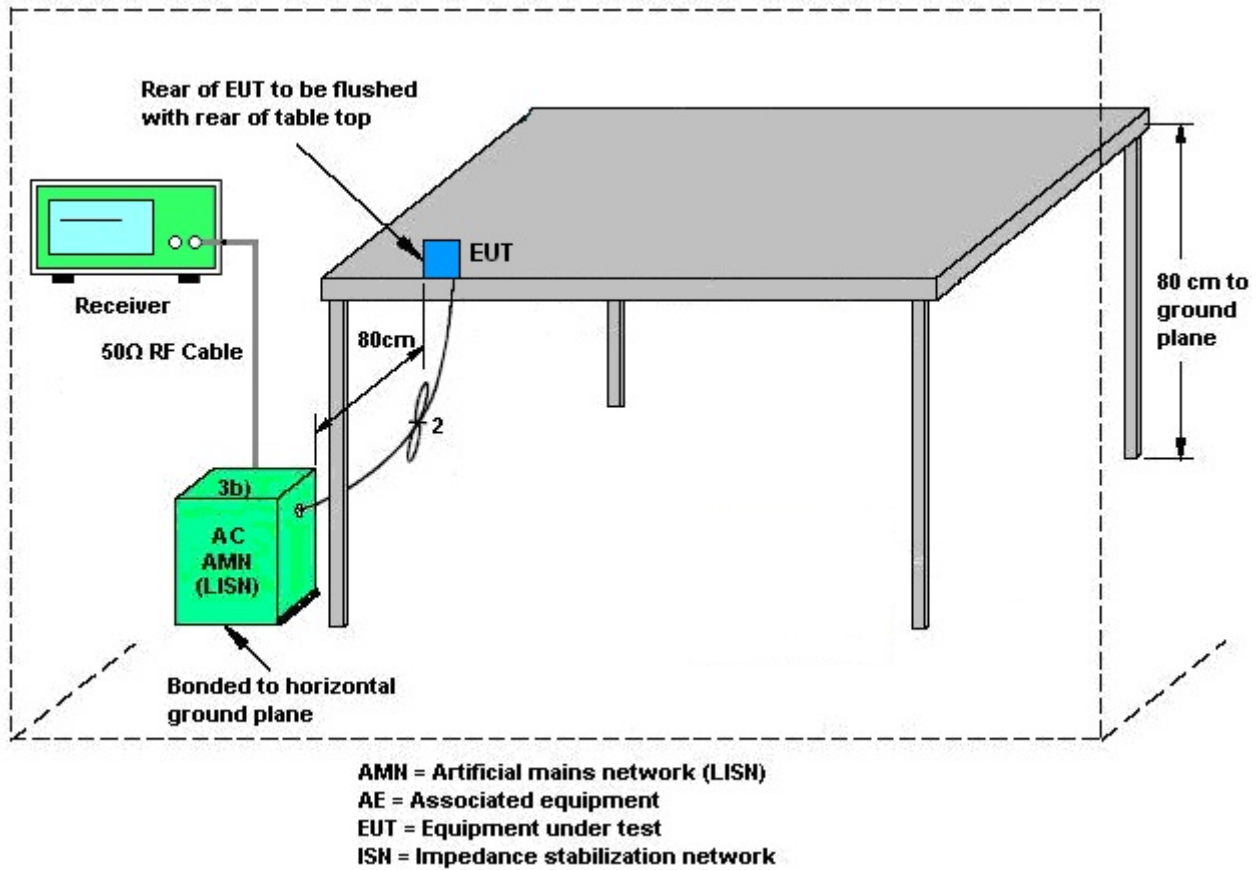
3.6.2 Measuring Instruments

The measuring equipment is listed in the section 4 of this test report.

3.6.3 Test Procedures

1. The EUT was placed 0.4 meter from the conducting wall of the shielding room, and it was kept at least 80 centimeters from any other grounded conducting surface.
2. Connect EUT to the power mains through a line impedance stabilization network (LISN).
3. All the support units are connecting to the other LISN.
4. The LISN provides 50 ohm coupling impedance for the measuring instrument.
5. The FCC states that a 50 ohm, 50 microhenry LISN should be used.
6. Both sides of AC line were checked for maximum conducted interference.
7. The frequency range from 150 kHz to 30 MHz was searched.
8. Set the test-receiver system to Peak Detect Function and specified bandwidth (IF bandwidth = 9kHz) with Maximum Hold Mode.

3.6.4 Test Setup



3.6.5 Test Result of AC Conducted Emission

Please refer to Appendix B.



3.7 Antenna Requirements

3.7.1 Standard Applicable

If directional gain of transmitting Antennas is greater than 6dBi, the power shall be reduced by the same level in dB comparing to gain minus 6dBi. The use of a permanently attached Antenna or of an Antenna that uses a unique coupling to the intentional radiator shall be considered sufficient to comply with the rule.

3.7.2 Antenna Anti-Replacement Construction

Non-standard antenna connector is used.

3.7.3 Antenna Gain

The antenna peak gain of EUT is less than 6 dBi. Therefore, it is not necessary to reduce maximum peak output power limit.



4 List of Measuring Equipment

Instrument	Manufacturer	Model No.	Serial No.	Characteristics	Calibration Date	Test Date	Due Date	Remark
Spectrum Analyzer	R&S	FSV40	101040	10Hz~40GHz	Oct. 14, 2021	Jul. 25, 2022~ Jul. 30, 2022	Oct. 13, 2022	Conducted (TH01-KS)
Pulse Power Sensor	Anritsu	MA2411B	0917070	300MHz~40GHz	Jan. 05, 2022	Jul. 25, 2022~ Jul. 30, 2022	Jan. 04, 2023	Conducted (TH01-KS)
Power Meter	Anritsu	ML2495A	1005002	50MHz Bandwidth	Jan. 05, 2022	Jul. 25, 2022~ Jul. 30, 2022	Jan. 04, 2023	Conducted (TH01-KS)
EMI Test Receiver	Keysight	N9038A	MY564000 04	3Hz~8.5GHz;MAX x 30dBm	Oct. 16, 2021	Jul. 27, 2022	Oct. 15, 2022	Radiation (03CH05-KS)
EXA Spectrum Analyzer	Keysight	N9010A	MY551502 44	10Hz-44G,MAX 30dB	Mar. 24, 2022	Jul. 27, 2022	Mar. 23, 2023	Radiation (03CH05-KS)
Loop Antenna	R&S	HFH2-Z2	100321	9kHz~30MHz	Oct. 30, 2021	Jul. 27, 2022	Oct. 29, 2022	Radiation (03CH05-KS)
Bilog Antenna	TeseQ	CBL6111D	49922	30MHz-1GHz	Jun. 04, 2022	Jul. 27, 2022	Jun. 03, 2023	Radiation (03CH05-KS)
Double Ridge Horn Antenna	ETS-Lindgren	3117	75957	1GHz~18GHz	Nov. 08, 2021	Jul. 27, 2022	Nov. 07, 2022	Radiation (03CH05-KS)
SHF-EHF Horn	Com-power	AH-840	101070	18GHz~40GHz	Jan. 05, 2022	Jul. 27, 2022	Jan. 04, 2023	Radiation (03CH05-KS)
Amplifier	SONOMA	310N	380826	9KHz-1GHz	Jul. 11, 2022	Jul. 27, 2022	Jul. 10, 2023	Radiation (03CH05-KS)
Amplifier	MITEQ	EM18G40GG A	060728	18~40GHz	Jan. 05, 2022	Jul. 27, 2022	Jan. 04, 2023	Radiation (03CH05-KS)
high gain Amplifier	MITEQ	AMF-7D-001 01800-30-10 P	2012228	1Ghz-18Ghz	Oct. 16, 2021	Jul. 27, 2022	Oct. 15, 2022	Radiation (03CH05-KS)
Amplifier	Keysight	83017A	MY532703 16	500MHz~26.5GHz	Oct. 16, 2021	Jul. 27, 2022	Oct. 15, 2022	Radiation (03CH05-KS)
AC Power Source	Chroma	61601	F10409000 4	N/A	NCR	Jul. 27, 2022	NCR	Radiation (03CH05-KS)
Turn Table	ChamPro	EM 1000-T	060762-T	0~360 degree	NCR	Jul. 27, 2022	NCR	Radiation (03CH05-KS)
Antenna Mast	ChamPro	EM 1000-A	060762-A	1 m~4 m	NCR	Jul. 27, 2022	NCR	Radiation (03CH05-KS)
EMI Receiver	R&S	ESCI7	100768	9kHz~7GHz;	May 24, 2022	Jul. 22, 2022	May 23, 2023	Conduction (CO01-KS)
AC LISN (for auxiliary equipment)	MessTec	AN3016	060103	9kHz~30MHz	Oct. 14, 2021	Jul. 22, 2022	Oct. 13, 2022	Conduction (CO01-KS)
AC LISN	MessTec	AN3016	060105	9kHz~30MHz	May 24, 2022	Jul. 22, 2022	May 23, 2023	Conduction (CO01-KS)
AC Power Source	Chroma	61602	ABP00000 0811	AC 0V~300V, 45Hz~1000Hz	Oct. 14, 2021	Jul. 22, 2022	Oct. 13, 2022	Conduction (CO01-KS)

NCR: No Calibration Required



5 Uncertainty of Evaluation

The measurement uncertainties shown below were calculated in accordance with the requirements of ANSI 63.10-2013. All the measurement uncertainty value were shown with a coverage K=2 to indicate 95% level of confidence. The measurement data show herein meets or exceeds the CISPR measurement uncertainty values specified in CISPR 16-4-2 and can be compared directly to specified limit to determine compliance.

Uncertainty of Conducted Measurement

Test Item	Uncertainty
Conducted Power	±0.56 dB
Conducted Emissions	±0.92 dB
Occupied Channel Bandwidth	±0.03 %
Conducted Power Spectral Density	±0.54 dB

Uncertainty of Conducted Emission Measurement (150kHz ~ 30MHz)

Measuring Uncertainty for a Level of Confidence of 95% (U = 2Uc(y))	2.94dB
---	--------

Uncertainty of Radiated Emission Measurement (30 MHz ~ 1000 MHz)

Measuring Uncertainty for a Level of Confidence of 95% (U = 2Uc(y))	5.0dB
---	-------

Uncertainty of Radiated Emission Measurement (1000 MHz ~ 18000 MHz)

Measuring Uncertainty for a Level of Confidence of 95% (U = 2Uc(y))	5.0dB
---	-------

Uncertainty of Radiated Emission Measurement (18000 MHz ~ 40000 MHz)

Measuring Uncertainty for a Level of Confidence of 95% (U = 2Uc(y))	5.0dB
---	-------

----- THE END -----



Appendix A. Conducted Test Results

A1 - DTS Part

Test Engineer:	Jacob Zhang	Temperature:	21~25	°C
Test Date:	2022/7/25~2022/7/30	Relative Humidity:	51~54	%

TEST RESULTS DATA
6dB and 99% Occupied Bandwidth

2.4GHz Band								
Mod.	Data Rate	NTX	CH.	Freq. (MHz)	99% Occupied BW (MHz)	6dB BW (MHz)	6dB BW Limit (MHz)	Pass/Fail
11b	1Mbps	1	1	2412	13.24	8.96	0.50	Pass
11b	1Mbps	1	6	2437	13.29	10.06	0.50	Pass
11b	1Mbps	1	11	2462	13.24	9.72	0.50	Pass
11g	6Mbps	1	1	2412	18.53	16.36	0.50	Pass
11g	6Mbps	1	6	2437	18.18	16.36	0.50	Pass
11g	6Mbps	1	11	2462	18.58	16.34	0.50	Pass
HT20	MCS0	1	1	2412	19.08	17.60	0.50	Pass
HT20	MCS0	1	6	2437	18.73	17.60	0.50	Pass
HT20	MCS0	1	11	2462	19.13	17.56	0.50	Pass
HT40	MCS0	1	3	2422	37.66	36.32	0.50	Pass
HT40	MCS0	1	6	2437	36.86	35.44	0.50	Pass
HT40	MCS0	1	9	2452	37.66	36.36	0.50	Pass

TEST RESULTS DATA
Peak Power Table

2.4GHz Band										
Mod.	Data Rate	NTX	CH.	Freq. (MHz)	Peak Conducted Power (dBm)	Conducted Power Limit (dBm)	DG (dBi)	EIRP Power (dBm)	EIRP Power Limit (dBm)	Pass /Fail
11b	1Mbps	1	1	2412	18.81	30.00	3.26	22.07	36.00	Pass
11b	1Mbps	1	6	2437	17.87	30.00	3.26	21.13	36.00	Pass
11b	1Mbps	1	11	2462	19.47	30.00	3.26	22.73	36.00	Pass
11g	6Mbps	1	1	2412	25.51	30.00	3.26	28.77	36.00	Pass
11g	6Mbps	1	6	2437	26.03	30.00	3.26	29.29	36.00	Pass
11g	6Mbps	1	11	2462	25.52	30.00	3.26	28.78	36.00	Pass
HT20	MCS0	1	1	2412	25.88	30.00	3.26	29.14	36.00	Pass
HT20	MCS0	1	6	2437	26.07	30.00	3.26	29.33	36.00	Pass
HT20	MCS0	1	11	2462	25.29	30.00	3.26	28.55	36.00	Pass
HT40	MCS0	1	3	2422	25.62	30.00	3.26	28.88	36.00	Pass
HT40	MCS0	1	6	2437	26.31	30.00	3.26	29.57	36.00	Pass
HT40	MCS0	1	9	2452	25.33	30.00	3.26	28.59	36.00	Pass

TEST RESULTS DATA
Average Power Table
(Reporting Only)

2.4GHz Band						
Mod.	Data Rate	NTX	CH.	Freq. (MHz)	Duty Factor (dB)	Average Conducted Power (dBm)
11b	1Mbps	1	1	2412	0.00	15.11
11b	1Mbps	1	6	2437	0.00	14.09
11b	1Mbps	1	11	2462	0.00	15.78
11g	6Mbps	1	1	2412	0.11	15.99
11g	6Mbps	1	6	2437	0.11	16.61
11g	6Mbps	1	11	2462	0.11	15.80
HT20	MCS0	1	1	2412	0.10	16.44
HT20	MCS0	1	6	2437	0.10	16.73
HT20	MCS0	1	11	2462	0.10	15.38
HT40	MCS0	1	3	2422	0.20	15.08
HT40	MCS0	1	6	2437	0.20	16.81
HT40	MCS0	1	9	2452	0.20	14.94

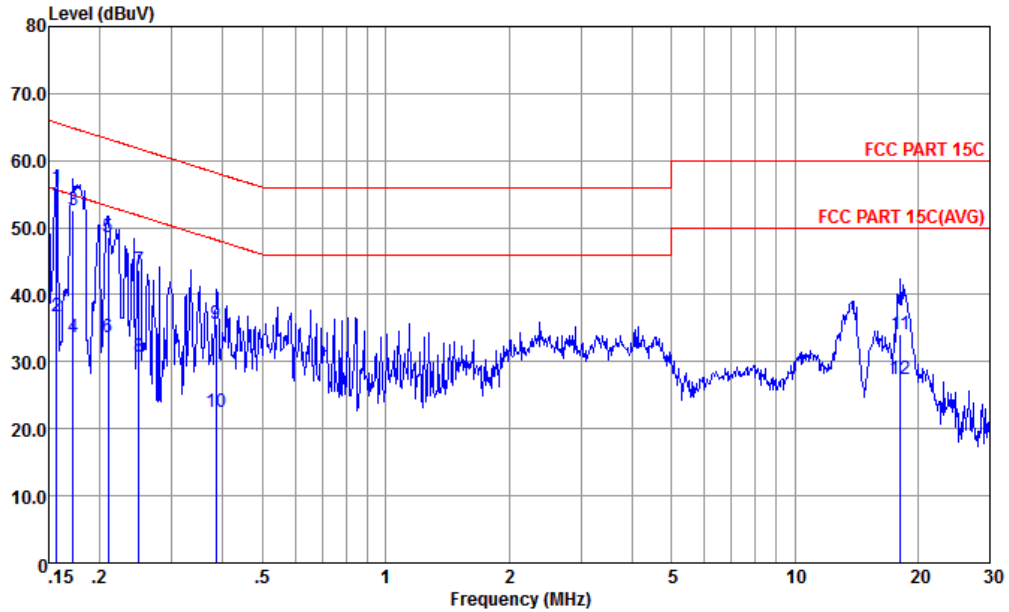
TEST RESULTS DATA
Peak Power Density

2.4GHz Band								
Mod.	Data Rate	NTx	CH.	Freq. (MHz)	Peak PSD (dBm /3kHz)	DG (dBi)	Peak PSD Limit (dBm /3kHz)	Pass/Fail
11b	1Mbps	1	1	2412	-6.68	3.26	8.00	Pass
11b	1Mbps	1	6	2437	-7.21	3.26	8.00	Pass
11b	1Mbps	1	11	2462	-6.13	3.26	8.00	Pass
11g	6Mbps	1	1	2412	-9.51	3.26	8.00	Pass
11g	6Mbps	1	6	2437	-8.38	3.26	8.00	Pass
11g	6Mbps	1	11	2462	-9.15	3.26	8.00	Pass
HT20	MCS0	1	1	2412	-9.33	3.26	8.00	Pass
HT20	MCS0	1	6	2437	-8.15	3.26	8.00	Pass
HT20	MCS0	1	11	2462	-9.24	3.26	8.00	Pass
HT40	MCS0	1	3	2422	-13.31	3.26	8.00	Pass
HT40	MCS0	1	6	2437	-10.71	3.26	8.00	Pass
HT40	MCS0	1	9	2452	-13.02	3.26	8.00	Pass



Appendix B. AC Conducted Emission Test Results

Test Engineer :	Amos Zhang	Temperature :	25.3~26.2°C
		Relative Humidity :	38~40%
Test Voltage :	120Vac / 60Hz	Phase :	Line
Remark :	All emissions not reported here are more than 10 dB below the prescribed limit.		

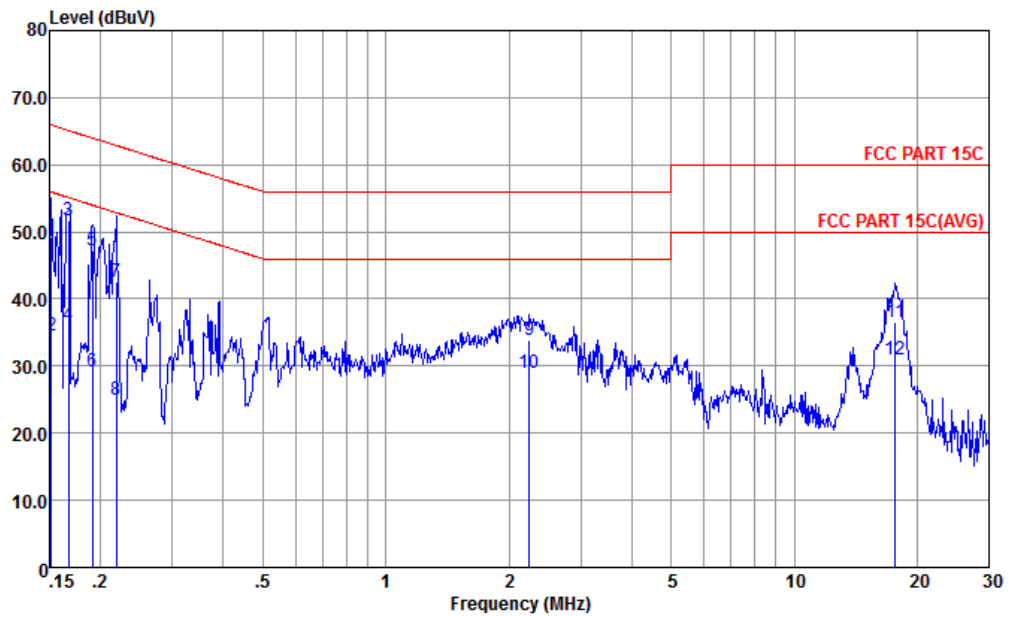


Site : CO01-KS
 Condition : FCC PART 15C LISN-060105-L LINE

	Freq	Level	Over	Limit	Read	LISN	Cable	Remark
	MHz	dBuV	Limit	Line	Level	Factor	Loss	
			dB	dBuV	dBuV	dB	dB	
1 *	0.156	55.99	-9.66	65.65	45.51	0.02	10.46	QP
2	0.156	36.69	-18.96	55.65	26.21	0.02	10.46	Average
3	0.172	52.65	-12.21	64.86	42.20	0.03	10.42	QP
4	0.172	33.75	-21.11	54.86	23.30	0.03	10.42	Average
5	0.209	48.60	-14.63	63.23	38.20	0.04	10.36	QP
6	0.209	33.70	-19.53	53.23	23.30	0.04	10.36	Average
7	0.249	43.69	-18.09	61.78	33.30	0.06	10.33	QP
8	0.249	30.69	-21.09	51.78	20.30	0.06	10.33	Average
9	0.385	35.56	-22.61	58.17	25.21	0.08	10.27	QP
10	0.385	22.56	-25.61	48.17	12.21	0.08	10.27	Average
11	18.135	34.19	-25.81	60.00	23.31	0.42	10.46	QP
12	18.135	27.49	-22.51	50.00	16.61	0.42	10.46	Average



Test Engineer :	Amos Zhang	Temperature :	25.3~26.2°C
		Relative Humidity :	38~40%
Test Voltage :	120Vac / 60Hz	Phase :	Neutral
Remark :	All emissions not reported here are more than 10 dB below the prescribed limit.		



Site : CO01-KS
 Condition : FCC PART 15C LISN-060105-N NEUTRAL

	Freq	Level	Over	Limit	Read	LISN	Cable	Remark
	MHz	dBuV	dB	dBuV	dBuV	dB	dB	
1	0.152	49.19	-16.72	65.91	38.60	0.11	10.48	QP
2	0.152	34.49	-21.42	55.91	23.90	0.11	10.48	Average
3 *	0.167	51.64	-13.48	65.12	41.09	0.11	10.44	QP
4	0.167	36.14	-18.98	55.12	25.59	0.11	10.44	Average
5	0.191	47.28	-16.70	63.98	36.80	0.10	10.38	QP
6	0.191	29.28	-24.70	53.98	18.80	0.10	10.38	Average
7	0.219	42.65	-20.23	62.88	32.20	0.10	10.35	QP
8	0.219	24.95	-27.93	52.88	14.50	0.10	10.35	Average
9	2.249	33.87	-22.13	56.00	23.50	0.14	10.23	QP
10	2.249	28.87	-17.13	46.00	18.50	0.14	10.23	Average
11	17.661	36.48	-23.52	60.00	25.60	0.43	10.45	QP
12	17.661	31.08	-18.92	50.00	20.20	0.43	10.45	Average

Note:

- Level(dBμV) = Read Level(dBμV) + LISN Factor(dB) + Cable Loss(dB)
- Over Limit(dB) = Level(dBμV) – Limit Line(dBμV)



Appendix C. Radiated Spurious Emission

Channel	Power setting	Harmonic(db)
11b CH01	12.00	Pass
11b CH06	16.00	Pass
11b CH11	8.00	Pass
11g CH01	3.00	Pass
11g CH06	0.00	Pass
11g CH11	3.00	Pass
11n20 CH01	4.00	Pass
11N20 CH06	0.00	Pass
11n20 CH11	5.00	Pass
11n40 CH03	7.00	Pass
11n40 CH06	0.00	Pass
11n40 CH09	8.00	Pass



2.4GHz 2400~2483.5MHz

WIFI 802.11b (Band Edge @ 3m)

WIFI	Note	Frequency	Level	Over	Limit	Read	Antenna	Path	Preamp	Ant	Table	Peak	Pol.
Ant.				Limit	Line	Level	Factor	Loss	Factor	Pos	Pos	Avg.	
1		(MHz)	(dBμV/m)	(dB)	(dBμV/m)	(dBμV)	(dB/m)	(dB)	(dB)	(cm)	(deg)	(P/A)	(H/V)
802.11b CH 01 2412MHz		2385.4	56.99	-17.01	74	53.9	32.86	7.1	36.87	158	159	P	H
		2386.05	46.83	-7.17	54	43.71	32.88	7.1	36.86	158	159	A	H
	*	2412	111.7	-	-	108.52	32.9	7.13	36.85	158	159	P	H
	*	2412	104.55	-	-	101.37	32.9	7.13	36.85	158	159	A	H
		2385.92	55.14	-18.86	74	52.02	32.88	7.1	36.86	393	236	P	V
		2386.05	45.61	-8.39	54	42.49	32.88	7.1	36.86	393	236	A	V
	*	2410	110.57	-	-	107.39	32.9	7.13	36.85	393	236	P	V
	*	2412	103.1	-	-	99.92	32.9	7.13	36.85	393	236	A	V
802.11b CH 11 2462MHz		2484.94	59.17	-14.83	74	55.76	32.98	7.25	36.82	160	162	P	H
		2488	48.67	-5.33	54	45.23	33	7.25	36.81	160	162	A	H
	*	2460	113.74	-	-	110.39	32.96	7.22	36.83	160	162	P	H
	*	2462	106.14	-	-	102.79	32.96	7.22	36.83	160	162	A	H
		2485.18	56.87	-17.13	74	53.46	32.98	7.25	36.82	375	229	P	V
		2487.94	46.45	-7.55	54	43.01	33	7.25	36.81	375	229	A	V
	*	2460	111.34	-	-	107.99	32.96	7.22	36.83	375	229	P	V
	*	2462	103.69	-	-	100.34	32.96	7.22	36.83	375	229	A	V
Remark	1. No other spurious found. 2. All results are PASS against Peak and Average limit line.												



**2.4GHz 2400~2483.5MHz
WIFI 802.11b (Harmonic @ 3m)**

WIFI Ant. 1	Note	Frequency (MHz)	Level (dBμV/m)	Over Limit (dB)	Limit Line (dBμV/m)	Read Level (dBμV)	Antenna Factor (dB/m)	Path Loss (dB)	Preamp Factor (dB)	Ant Pos (cm)	Table Pos (deg)	Peak Avg. (P/A)	Pol. (H/V)
802.11b CH 01 2412MHz		4830	54.28	-19.72	74	75.21	34.2	10.25	65.38	116	298	P	H
		4830	50.24	-3.76	54	71.17	34.2	10.25	65.38	116	298	A	H
		4830	48.85	-25.15	74	69.78	34.2	10.25	65.38	100	0	P	V
802.11b CH 06 2437MHz		4875	54.8	-19.2	74	75.7	34.23	10.29	65.42	113	298	P	H
		4875	50.61	-3.39	54	71.51	34.23	10.29	65.42	113	298	A	H
		7305	42.89	-31.11	74	60.22	35.86	12.72	65.91	300	0	P	H
		4875	49.59	-24.41	74	70.49	34.23	10.29	65.42	100	0	P	V
802.11b CH 11 2462MHz		7305	43.67	-30.33	74	61	35.86	12.72	65.91	100	0	P	V
		4920	54.44	-19.56	74	75.29	34.26	10.34	65.45	100	62	P	H
		4920	50.76	-3.24	54	71.61	34.26	10.34	65.45	100	62	A	H
		7380	43.69	-30.31	74	61.19	35.88	12.73	66.11	300	0	P	H
		9855	52.94	-32.24	85.18	68.09	36.93	15.04	67.12	300	0	P	H
		4920	53.29	-20.71	74	74.14	34.26	10.34	65.45	128	262	P	V
		4920	49.29	-4.71	54	70.14	34.26	10.34	65.45	128	263	A	V
	7380	42.87	-31.13	74	60.37	35.88	12.73	66.11	100	0	P	V	
	9855	55.55	-25.41	80.96	70.7	36.93	15.04	67.12	100	0	P	V	
Remark	1. No other spurious found. 2. All results are PASS against Peak and Average limit line. 3. Non-restricted frequency bands limit is 100KHz PSD down 20dB												



**2.4GHz 2400~2483.5MHz
WIFI 802.11g (Band Edge @ 3m)**

WIFI Ant. 1	Note	Frequency (MHz)	Level (dBμV/m)	Over Limit (dB)	Limit Line (dBμV/m)	Read Level (dBμV)	Antenna Factor (dB/m)	Path Loss (dB)	Preamp Factor (dB)	Ant Pos (cm)	Table Pos (deg)	Peak Avg. (P/A)	Pol. (H/V)
802.11g CH 01 2412MHz		2389.69	67.56	-6.44	74	64.44	32.88	7.1	36.86	100	265	P	H
		2389.95	52.55	-1.45	54	49.43	32.88	7.1	36.86	100	265	A	H
	*	2416	110.82	-	-	107.61	32.9	7.16	36.85	100	265	P	H
	*	2414	102.21	-	-	99.03	32.9	7.13	36.85	100	265	A	H
		2389.3	66.78	-7.22	74	63.66	32.88	7.1	36.86	391	229	P	V
		2389.95	52.06	-1.94	54	48.94	32.88	7.1	36.86	391	229	A	V
	*	2410	108.33	-	-	105.15	32.9	7.13	36.85	391	229	P	V
	*	2410	100.69	-	-	97.51	32.9	7.13	36.85	391	229	A	V
802.11g CH 11 2462MHz		2483.56	71.05	-2.95	74	67.64	32.98	7.25	36.82	380	276	P	H
		2483.5	52.71	-1.29	54	49.3	32.98	7.25	36.82	380	276	A	H
	*	2456	112.1	-	-	108.75	32.96	7.22	36.83	380	276	P	H
	*	2456	104.76	-	-	101.41	32.96	7.22	36.83	380	276	A	H
		2483.98	68.6	-5.4	74	65.19	32.98	7.25	36.82	377	221	P	V
		2483.5	51.22	-2.78	54	47.81	32.98	7.25	36.82	377	221	A	V
	*	2458	110.1	-	-	106.75	32.96	7.22	36.83	377	221	P	V
	*	2456	101.84	-	-	98.49	32.96	7.22	36.83	377	221	A	V
Remark	1. No other spurious found. 2. All results are PASS against Peak and Average limit line.												



**2.4GHz 2400~2483.5MHz
WIFI 802.11g (Harmonic @ 3m)**

WIFI Ant. 1	Note	Frequency (MHz)	Level (dBμV/m)	Over Limit (dB)	Limit Line (dBμV/m)	Read Level (dBμV)	Antenna Factor (dB/m)	Path Loss (dB)	Preamp Factor (dB)	Ant Pos (cm)	Table Pos (deg)	Peak Avg. (P/A)	Pol. (H/V)
802.11g CH 01 2412MHz		4830	52.53	-21.47	74	73.46	34.2	10.25	65.38	112	255	P	H
		4830	42.69	-11.31	54	63.62	34.2	10.25	65.38	112	255	A	H
		9660	50.85	-30.52	81.37	66.18	36.69	14.95	66.97	300	0	P	H
		4830	47.22	-26.78	74	68.15	34.2	10.25	65.38	100	0	P	V
		9660	52.64	-26.5	79.14	67.97	36.69	14.95	66.97	100	0	P	V
802.11g CH 06 2437MHz		4875	53.33	-20.67	74	74.23	34.23	10.29	65.42	100	247	P	H
		4875	42.52	-11.48	54	63.42	34.23	10.29	65.42	100	247	A	H
		7305	47.02	-26.98	74	64.35	35.86	12.72	65.91	300	0	P	H
		9750	54.57	-35.63	90.76	69.82	36.81	14.99	67.05	300	0	P	H
		4875	48.54	-25.46	74	69.44	34.23	10.29	65.42	100	0	P	V
		7305	47.11	-26.89	74	64.44	35.86	12.72	65.91	100	0	P	V
802.11g CH 11 2462MHz		4920	53.52	-20.48	74	74.37	34.26	10.34	65.45	100	256	P	H
		4920	42.94	-11.06	54	63.79	34.26	10.34	65.45	100	256	A	H
		7380	48.4	-25.6	74	65.9	35.88	12.73	66.11	300	0	P	H
		9855	52	-28.76	80.76	67.15	36.93	15.04	67.12	300	0	P	H
		4920	49.57	-24.43	74	70.42	34.26	10.34	65.45	100	0	P	V
		7380	46.52	-27.48	74	64.02	35.88	12.73	66.11	100	0	P	V
		9855	56.9	-23.17	80.07	72.05	36.93	15.04	67.12	100	0	P	V
Remark	1. No other spurious found. 2. All results are PASS against Peak and Average limit line. 3. Non-restricted frequency bands limit is 100KHz PSD down 20dB												



**2.4GHz 2400~2483.5MHz
WIFI 802.11n HT20 (Band Edge @ 3m)**

WIFI Ant. 1	Note	Frequency (MHz)	Level (dBμV/m)	Over Limit (dB)	Limit Line (dBμV/m)	Read Level (dBμV)	Antenna Factor (dB/m)	Path Loss (dB)	Preamp Factor (dB)	Ant Pos (cm)	Table Pos (deg)	Peak Avg. (P/A)	Pol. (H/V)
802.11n HT20 CH 01 2412MHz		2389.95	68.73	-5.27	74	65.61	32.88	7.1	36.86	100	264	P	H
		2389.95	52.27	-1.73	54	49.15	32.88	7.1	36.86	100	264	A	H
	*	2410	109.48	-	-	106.3	32.9	7.13	36.85	100	264	P	H
	*	2414	101.55	-	-	98.37	32.9	7.13	36.85	100	264	A	H
		2389.69	67.76	-6.24	74	64.64	32.88	7.1	36.86	392	230	P	V
		2389.95	51.74	-2.26	54	48.62	32.88	7.1	36.86	392	230	A	V
	*	2418	107.44	-	-	104.23	32.9	7.16	36.85	392	230	P	V
	*	2408	100.02	-	-	96.84	32.9	7.13	36.85	392	230	A	V
802.11n HT20 CH 11 2462MHz		2483.62	69.56	-4.44	74	66.15	32.98	7.25	36.82	380	272	P	H
		2483.5	52.57	-1.43	54	49.16	32.98	7.25	36.82	380	272	A	H
	*	2456	110.92	-	-	107.57	32.96	7.22	36.83	380	272	P	H
	*	2456	103.62	-	-	100.27	32.96	7.22	36.83	380	272	A	H
		2483.98	67.53	-6.47	74	64.12	32.98	7.25	36.82	378	222	P	V
		2483.5	50.89	-3.11	54	47.48	32.98	7.25	36.82	378	222	A	V
	*	2456	108.39	-	-	105.04	32.96	7.22	36.83	378	222	P	V
	*	2456	101	-	-	97.65	32.96	7.22	36.83	378	222	A	V
Remark	1. No other spurious found. 2. All results are PASS against Peak and Average limit line.												



**2.4GHz 2400~2483.5MHz
WIFI 802.11n HT20 (Harmonic @ 3m)**

WIFI Ant. 1	Note	Frequency (MHz)	Level (dBμV/m)	Over Limit (dB)	Limit Line (dBμV/m)	Read Level (dBμV)	Antenna Factor (dB/m)	Path Loss (dB)	Preamp Factor (dB)	Ant Pos (cm)	Table Pos (deg)	Peak Avg. (P/A)	Pol. (H/V)
802.11n HT20 CH 01 2412MHz		4830	48.81	-25.19	74	69.74	34.2	10.25	65.38	300	0	P	H
		9645	49.82	-29.12	78.94	65.16	36.69	14.94	66.97	300	0	P	H
		4830	47.15	-26.85	74	68.08	34.2	10.25	65.38	100	0	P	V
		9645	51.2	-24.93	76.13	66.54	36.69	14.94	66.97	100	0	P	V
802.11n HT20 CH 06 2437MHz		4875	52.73	-21.27	74	73.63	34.23	10.29	65.42	125	332	P	H
		4875	41.89	-12.11	54	62.79	34.23	10.29	65.42	125	332	A	H
		7305	46.92	-27.08	74	64.25	35.86	12.72	65.91	300	0	P	H
		9735	55.3	-26.53	81.83	70.56	36.79	14.98	67.03	300	0	P	H
		4875	47.33	-26.67	74	68.23	34.23	10.29	65.42	100	0	P	V
		7305	45.61	-28.39	74	62.94	35.86	12.72	65.91	100	0	P	V
802.11n HT20 CH 11 2462MHz		4920	52.16	-21.84	74	73.01	34.26	10.34	65.45	108	256	P	H
		4920	42.29	-11.71	54	63.14	34.26	10.34	65.45	108	256	A	H
		7380	47.02	-26.98	74	64.52	35.88	12.73	66.11	300	0	P	H
		9840	52.09	-27.65	79.74	67.26	36.91	15.03	67.11	300	0	P	H
		4920	48	-26	74	68.85	34.26	10.34	65.45	100	0	P	V
		7380	44.45	-29.55	74	61.95	35.88	12.73	66.11	100	0	P	V
		9840	54.8	-22.86	77.66	69.97	36.91	15.03	67.11	100	0	P	V
Remark	1. No other spurious found. 2. All results are PASS against Peak and Average limit line.												



**2.4GHz 2400~2483.5MHz
WIFI 802.11n HT40 (Band Edge @ 3m)**

WIFI Ant. 1	Note	Frequency (MHz)	Level (dBμV/m)	Over Limit (dB)	Limit Line (dBμV/m)	Read Level (dBμV)	Antenna Factor (dB/m)	Path Loss (dB)	Preamp Factor (dB)	Ant Pos (cm)	Table Pos (deg)	Peak Avg. (P/A)	Pol. (H/V)
802.11n HT40 CH 03 2422MHz		2388.78	70.33	-3.67	74	67.21	32.88	7.1	36.86	310	264	P	H
		2389.43	52.98	-1.02	54	49.86	32.88	7.1	36.86	310	264	A	H
		2489.08	53.12	-20.88	74	49.68	33	7.25	36.81	310	264	P	H
		2493.82	42.74	-11.26	54	39.27	33	7.28	36.81	310	264	A	H
	*	2408	105.67	-	-	102.49	32.9	7.13	36.85	310	264	P	H
	*	2404	98.22	-	-	95.04	32.9	7.13	36.85	310	264	A	H
		2389.17	68.75	-5.25	74	65.63	32.88	7.1	36.86	392	232	P	V
		2389.95	51.33	-2.67	54	48.21	32.88	7.1	36.86	392	232	A	V
		2485.6	52.37	-21.63	74	48.96	32.98	7.25	36.82	392	232	P	V
		2483.98	41.69	-12.31	54	38.28	32.98	7.25	36.82	392	232	A	V
	*	2426	104.5	-	-	101.27	32.92	7.16	36.85	392	232	P	V
	*	2410	96.49	-	-	93.31	32.9	7.13	36.85	392	232	A	V
802.11n HT40 CH 06 2437MHz		2389.95	65.49	-8.51	74	62.37	32.88	7.1	36.86	386	276	P	H
		2389.69	51.85	-2.15	54	48.73	32.88	7.1	36.86	386	276	A	H
		2485	65.31	-8.69	74	61.9	32.98	7.25	36.82	386	276	P	H
		2483.5	52.87	-1.13	54	49.46	32.98	7.25	36.82	386	276	A	H
	*	2436	108.5	-	-	105.24	32.92	7.19	36.85	386	276	P	H
	*	2428	100.98	-	-	97.75	32.92	7.16	36.85	386	276	A	H
		2389.82	63.3	-10.7	74	60.18	32.88	7.1	36.86	384	232	P	V
		2389.56	49.1	-4.9	54	45.98	32.88	7.1	36.86	384	232	A	V
		2484.76	63.85	-10.15	74	60.44	32.98	7.25	36.82	384	232	P	V
		2483.5	50.28	-3.72	54	46.87	32.98	7.25	36.82	384	232	A	V
	*	2434	106.58	-	-	103.35	32.92	7.16	36.85	384	232	P	V
	*	2434	98.82	-	-	95.59	32.92	7.16	36.85	384	232	A	V



802.11n HT40 CH 09 2452MHz		2384.88	58.15	-15.85	74	55.06	32.86	7.1	36.87	301	173	P	H
		2389.82	46.38	-7.62	54	43.26	32.88	7.1	36.86	301	173	A	H
		2483.5	68.76	-5.24	74	65.35	32.98	7.25	36.82	301	173	P	H
		2483.5	52.45	-1.55	54	49.04	32.98	7.25	36.82	301	173	A	H
	*	2438	106.83	-	-	103.54	32.94	7.19	36.84	301	173	P	H
	*	2434	99.15	-	-	95.92	32.92	7.16	36.85	301	173	A	H
		2385.92	54.48	-19.52	74	51.36	32.88	7.1	36.86	383	233	P	V
		2389.95	43.59	-10.41	54	40.47	32.88	7.1	36.86	383	233	A	V
		2486.08	64.94	-9.06	74	61.53	32.98	7.25	36.82	383	233	P	V
		2485.96	48.55	-5.45	54	45.14	32.98	7.25	36.82	383	233	A	V
	*	2436	104.75	-	-	101.49	32.92	7.19	36.85	383	233	P	V
	*	2434	97.17	-	-	93.94	32.92	7.16	36.85	383	233	A	V
Remark	1. No other spurious found. 2. All results are PASS against Peak and Average limit line.												



**2.4GHz 2400~2483.5MHz
WIFI 802.11n HT40 (Harmonic @ 3m)**

WIFI Ant. 1	Note	Frequency (MHz)	Level (dBμV/m)	Over Limit (dB)	Limit Line (dBμV/m)	Read Level (dBμV)	Antenna Factor (dB/m)	Path Loss (dB)	Preamp Factor (dB)	Ant Pos (cm)	Table Pos (deg)	Peak Avg. (P/A)	Pol. (H/V)
802.11n HT40 CH 03		4845	47.41	-26.59	74	68.34	34.21	10.25	65.39	300	0	P	H
		7260	42.78	-31.22	74	59.97	35.85	12.72	65.76	300	0	P	H
2422MHz		4845	43.21	-30.79	74	64.14	34.21	10.25	65.39	100	0	P	V
		7260	42.55	-31.45	74	59.74	35.85	12.72	65.76	100	0	P	V
802.11n HT40 CH 06		4875	47.09	-26.91	74	67.99	34.23	10.29	65.42	300	0	P	H
		7305	43.54	-30.46	74	60.87	35.86	12.72	65.91	300	0	P	H
		9750	50.81	-27.82	78.63	66.06	36.81	14.99	67.05	300	0	P	H
		4875	44.56	-29.44	74	65.46	34.23	10.29	65.42	100	0	P	V
2437MHz		7305	42.62	-31.38	74	59.95	35.86	12.72	65.91	100	0	P	V
		9750	52.45	-22.4	74.85	67.7	36.81	14.99	67.05	100	0	P	V
802.11n HT40 CH 09		4905	47.49	-26.51	74	68.34	34.25	10.34	65.44	300	0	P	H
		7350	42.2	-31.8	74	59.67	35.87	12.72	66.06	300	0	P	H
		4905	43.08	-30.92	74	63.93	34.25	10.34	65.44	100	0	P	V
		7350	42.3	-31.7	74	59.77	35.87	12.72	66.06	100	0	P	V
Remark	1. No other spurious found. 2. All results are PASS against Peak and Average limit line.												



Emission below 1GHz

2.4GHz WIFI 802.11n HT40 (LF)

WIFI	Note	Frequency	Level	Over	Limit	Read	Antenna	Path	Preamp	Ant	Table	Peak	Pol.
Ant.				Limit	Line	Level	Factor	Loss	Factor	Pos	Pos	Avg.	
1		(MHz)	(dBμV/m)	(dB)	(dBμV/m)	(dBμV)	(dB/m)	(dB)	(dB)	(cm)	(deg)	(P/A)	(H/V)
2.4GHz 802.11n HT40 LF		56.19	17.48	-22.52	40	35.5	14.04	1.12	33.18	-	-	P	H
		159.98	19.86	-23.64	43.5	33.53	17.26	1.93	32.86	-	-	P	H
		240.49	21.91	-24.09	46	33.84	18.8	2.37	33.1	-	-	P	H
		320.03	23.81	-22.19	46	33.31	20.68	2.72	32.9	-	-	P	H
		480.08	28.54	-17.46	46	33.81	24.14	3.35	32.76	-	-	P	H
		729.37	26.05	-19.95	46	28.49	26.17	4.13	32.74	-	-	P	H
		37.76	22.08	-17.92	40	32.89	21.1	0.85	32.76	-	-	P	V
		71.71	23.64	-16.36	40	41.97	13.35	1.28	32.96	-	-	P	V
		159.98	20.69	-22.81	43.5	34.36	17.26	1.93	32.86	-	-	P	V
		239.52	22	-24	46	34	18.74	2.36	33.1	-	-	P	V
		480.08	24.74	-21.26	46	30.01	24.14	3.35	32.76	-	-	P	V
	640.13	27.73	-18.27	46	30.71	25.82	3.86	32.66	-	-	P	V	
Remark	1. No other spurious found. 2. All results are PASS against limit line.												

Note symbol

*	Fundamental Frequency which can be ignored. However, the level of any unwanted emissions shall not exceed the level of the fundamental frequency.
!	Test result is over limit line.
P/A	Peak or Average
H/V	Horizontal or Vertical



A calculation example for radiated spurious emission is shown as below:

WIFI	Note	Frequency	Level	Over	Limit	Read	Antenna	Path	Preamp	Ant	Table	Peak	Pol.
Ant.				Limit	Line	Level	Factor	Loss	Factor	Pos	Pos	Avg.	
1		(MHz)	(dBμV/m)	(dB)	(dBμV/m)	(dBμV)	(dB/m)	(dB)	(dB)	(cm)	(deg)	(P/A)	(H/V)
802.11b		2390	55.45	-18.55	74	54.51	32.22	4.58	35.86	103	308	P	H
CH 01													
2412MHz		2390	43.54	-10.46	54	42.6	32.22	4.58	35.86	103	308	A	H

1. Path Loss(dB) = Cable loss(dB) + Filter loss(dB) + Attenuator loss(dB)
2. Level(dBμV/m) =
Antenna Factor(dB/m) + Path Loss(dB) + Read Level(dBμV) - Preamp Factor(dB)
3. Over Limit(dB) = Level(dBμV/m) – Limit Line(dBμV/m)

For Peak Limit @ 2390MHz:

1. Level(dBμV/m)
= Antenna Factor(dB/m) + Path Loss(dB) + Read Level(dBμV) - Preamp Factor(dB)
= 32.22(dB/m) + 4.58(dB) + 54.51(dBμV) – 35.86 (dB)
= 55.45 (dBμV/m)
2. Over Limit(dB)
= Level(dBμV/m) – Limit Line(dBμV/m)
= 55.45(dBμV/m) – 74(dBμV/m)
= -18.55(dB)

For Average Limit @ 2390MHz:

1. Level(dBμV/m)
= Antenna Factor(dB/m) + Path Loss(dB) + Read Level(dBμV) - Preamp Factor(dB)
= 32.22(dB/m) + 4.58(dB) + 42.6(dBμV) – 35.86 (dB)
= 43.54 (dBμV/m)
2. Over Limit(dB)
= Level(dBμV/m) – Limit Line(dBμV/m)
= 43.54(dBμV/m) – 54(dBμV/m)
= -10.46(dB)

Both peak and average measured complies with the limit line, so test result is “PASS”.



Appendix D. Radiated Spurious Emission Plots

Note symbol

-L	Low channel location
-R	High channel location



2.4GHz 2400~2483.5MHz
WIFI 802.11b (Harmonic @ 3m)

WIFI	2.4GHz 2400~2483.5MHz Harmonic @ 3m																																																																									
ANT	802.11b CH01 2412MHz																																																																									
1	Horizontal	Vertical																																																																								
Peak Avg.	<p>Site : 030805-K3 Condition : FCC PART 15C 3m 3117 5W 75957 HORIZONTAL Project : RSM 1000 000kHz VSW 3000 000kHz SRT Auto Mode : I Plane : I Full-directivity IMEI : 81 PowerSetting : 12</p> <table border="1"> <thead> <tr> <th>Over</th> <th>Limit</th> <th>ReadAntenna</th> <th>Cable</th> <th>Preamp</th> <th>A/Pos</th> <th>T/Pos</th> <th>Remark</th> <th>Pol/Phas</th> </tr> <tr> <th>Freq</th> <th>Level</th> <th>Limit</th> <th>Line</th> <th>Level</th> <th>Factor</th> <th>Loss</th> <th>Factor</th> <th>dB</th> </tr> </thead> <tbody> <tr> <td>1</td> <td>4830.00</td> <td>54.28</td> <td>-19.72</td> <td>74.00</td> <td>75.21</td> <td>34.20</td> <td>10.25</td> <td>65.38</td> <td>116</td> <td>298 Peak</td> <td>HORIZONTAL</td> </tr> <tr> <td>2</td> <td>4830.00</td> <td>50.24</td> <td>-3.76</td> <td>54.00</td> <td>71.17</td> <td>34.20</td> <td>10.25</td> <td>65.38</td> <td>116</td> <td>298 Average</td> <td>HORIZONTAL</td> </tr> </tbody> </table>	Over	Limit	ReadAntenna	Cable	Preamp	A/Pos	T/Pos	Remark	Pol/Phas	Freq	Level	Limit	Line	Level	Factor	Loss	Factor	dB	1	4830.00	54.28	-19.72	74.00	75.21	34.20	10.25	65.38	116	298 Peak	HORIZONTAL	2	4830.00	50.24	-3.76	54.00	71.17	34.20	10.25	65.38	116	298 Average	HORIZONTAL	<p>Site : 030805-K3 Condition : FCC PART 15C 3m 3117 5W 75957 VERTICAL Project : RSM 1000 000kHz VSW 3000 000kHz SRT Auto Mode : I Plane : I Full-directivity IMEI : 81 PowerSetting : 12</p> <table border="1"> <thead> <tr> <th>Over</th> <th>Limit</th> <th>ReadAntenna</th> <th>Cable</th> <th>Preamp</th> <th>A/Pos</th> <th>T/Pos</th> <th>Remark</th> <th>Pol/Phas</th> </tr> <tr> <th>Freq</th> <th>Level</th> <th>Limit</th> <th>Line</th> <th>Level</th> <th>Factor</th> <th>Loss</th> <th>Factor</th> <th>dB</th> </tr> </thead> <tbody> <tr> <td>1</td> <td>4830.00</td> <td>48.85</td> <td>-25.15</td> <td>74.00</td> <td>69.78</td> <td>34.20</td> <td>10.25</td> <td>65.38</td> <td>100</td> <td>0 Peak</td> <td>VERTICAL</td> </tr> </tbody> </table>	Over	Limit	ReadAntenna	Cable	Preamp	A/Pos	T/Pos	Remark	Pol/Phas	Freq	Level	Limit	Line	Level	Factor	Loss	Factor	dB	1	4830.00	48.85	-25.15	74.00	69.78	34.20	10.25	65.38	100	0 Peak	VERTICAL
	Over	Limit	ReadAntenna	Cable	Preamp	A/Pos	T/Pos	Remark	Pol/Phas																																																																	
Freq	Level	Limit	Line	Level	Factor	Loss	Factor	dB																																																																		
1	4830.00	54.28	-19.72	74.00	75.21	34.20	10.25	65.38	116	298 Peak	HORIZONTAL																																																															
2	4830.00	50.24	-3.76	54.00	71.17	34.20	10.25	65.38	116	298 Average	HORIZONTAL																																																															
Over	Limit	ReadAntenna	Cable	Preamp	A/Pos	T/Pos	Remark	Pol/Phas																																																																		
Freq	Level	Limit	Line	Level	Factor	Loss	Factor	dB																																																																		
1	4830.00	48.85	-25.15	74.00	69.78	34.20	10.25	65.38	100	0 Peak	VERTICAL																																																															



WIFI	2.4GHz 2400~2483.5MHz Harmonic @ 3m																																																																																											
ANT	802.11b CH06 2437MHz																																																																																											
1	Horizontal	Vertical																																																																																										
Peak Avg.	<p>Site : 030805-K5 Condition : FCC PART 15C 3m 3117 5N 79957 HORIZONTAL Project : RBM 1000 000kHz YBR 3000 000kHz SMT Auto PRJ:FR262718 Mode : 2 Plane : 1 Full-directivity : 1 IMEI : 81 PowerSetting : 10</p> <table border="1"> <thead> <tr> <th>Over</th> <th>Limit</th> <th>ReadAntenna</th> <th>Cable</th> <th>Preamp</th> <th>A/Pos</th> <th>T/Pos</th> <th>Remark</th> <th>Pol/Phas</th> </tr> <tr> <th>Level</th> <th>Line</th> <th>Level</th> <th>Factor</th> <th>Loss</th> <th>Factor</th> <th>Factor</th> <th>Factor</th> <th>Factor</th> </tr> </thead> <tbody> <tr> <td>1</td> <td>4875.00</td> <td>54.80</td> <td>-19.20</td> <td>74.00</td> <td>34.23</td> <td>10.29</td> <td>65.42</td> <td>113</td> <td>298 Peak HORIZONTAL</td> </tr> <tr> <td>2</td> <td>4875.00</td> <td>50.65</td> <td>-3.39</td> <td>54.00</td> <td>71.51</td> <td>34.23</td> <td>10.29</td> <td>65.42</td> <td>113</td> <td>298 Average HORIZONTAL</td> </tr> <tr> <td>3</td> <td>7305.00</td> <td>42.89</td> <td>-31.11</td> <td>74.00</td> <td>60.22</td> <td>35.86</td> <td>12.72</td> <td>65.91</td> <td>300</td> <td>0 Peak HORIZONTAL</td> </tr> </tbody> </table>	Over	Limit	ReadAntenna	Cable	Preamp	A/Pos	T/Pos	Remark	Pol/Phas	Level	Line	Level	Factor	Loss	Factor	Factor	Factor	Factor	1	4875.00	54.80	-19.20	74.00	34.23	10.29	65.42	113	298 Peak HORIZONTAL	2	4875.00	50.65	-3.39	54.00	71.51	34.23	10.29	65.42	113	298 Average HORIZONTAL	3	7305.00	42.89	-31.11	74.00	60.22	35.86	12.72	65.91	300	0 Peak HORIZONTAL	<p>Site : 030805-K5 Condition : FCC PART 15C 3m 3117 5N 79957 VERTICAL Project : RBM 1000 000kHz YBR 3000 000kHz SMT Auto PRJ:FR262718 Mode : 2 Plane : 1 Full-directivity : 1 IMEI : 81 PowerSetting : 10</p> <table border="1"> <thead> <tr> <th>Over</th> <th>Limit</th> <th>ReadAntenna</th> <th>Cable</th> <th>Preamp</th> <th>A/Pos</th> <th>T/Pos</th> <th>Remark</th> <th>Pol/Phas</th> </tr> <tr> <th>Level</th> <th>Line</th> <th>Level</th> <th>Factor</th> <th>Loss</th> <th>Factor</th> <th>Factor</th> <th>Factor</th> <th>Factor</th> </tr> </thead> <tbody> <tr> <td>1</td> <td>4875.00</td> <td>49.59</td> <td>-24.41</td> <td>74.00</td> <td>70.49</td> <td>34.23</td> <td>10.29</td> <td>65.42</td> <td>100</td> <td>0 Peak VERTICAL</td> </tr> <tr> <td>2</td> <td>7305.00</td> <td>43.67</td> <td>-30.33</td> <td>74.00</td> <td>61.00</td> <td>35.86</td> <td>12.72</td> <td>65.91</td> <td>100</td> <td>0 Peak VERTICAL</td> </tr> </tbody> </table>	Over	Limit	ReadAntenna	Cable	Preamp	A/Pos	T/Pos	Remark	Pol/Phas	Level	Line	Level	Factor	Loss	Factor	Factor	Factor	Factor	1	4875.00	49.59	-24.41	74.00	70.49	34.23	10.29	65.42	100	0 Peak VERTICAL	2	7305.00	43.67	-30.33	74.00	61.00	35.86	12.72	65.91	100	0 Peak VERTICAL
	Over	Limit	ReadAntenna	Cable	Preamp	A/Pos	T/Pos	Remark	Pol/Phas																																																																																			
Level	Line	Level	Factor	Loss	Factor	Factor	Factor	Factor																																																																																				
1	4875.00	54.80	-19.20	74.00	34.23	10.29	65.42	113	298 Peak HORIZONTAL																																																																																			
2	4875.00	50.65	-3.39	54.00	71.51	34.23	10.29	65.42	113	298 Average HORIZONTAL																																																																																		
3	7305.00	42.89	-31.11	74.00	60.22	35.86	12.72	65.91	300	0 Peak HORIZONTAL																																																																																		
Over	Limit	ReadAntenna	Cable	Preamp	A/Pos	T/Pos	Remark	Pol/Phas																																																																																				
Level	Line	Level	Factor	Loss	Factor	Factor	Factor	Factor																																																																																				
1	4875.00	49.59	-24.41	74.00	70.49	34.23	10.29	65.42	100	0 Peak VERTICAL																																																																																		
2	7305.00	43.67	-30.33	74.00	61.00	35.86	12.72	65.91	100	0 Peak VERTICAL																																																																																		



WIFI	2.4GHz 2400~2483.5MHz Harmonic @ 3m																																																																																																																																									
ANT	802.11b CH11 2462MHz																																																																																																																																									
1	Horizontal	Vertical																																																																																																																																								
Peak Avg.	<p>Site : 030805-K5 Condition : FCC PART 15C 3m 3117 5N 79957 HORIZONTAL Project : RBM 1000 000kHz VBR 3000 000kHz SMT Auto FR262718 Mode : 2 Plane : 1 Full-directivity IMEI : 81 PowerSetting : 8</p> <table border="1"> <thead> <tr> <th>Freq</th> <th>Level</th> <th>Over</th> <th>Limit</th> <th>ReadAntenna</th> <th>Cable</th> <th>Preamp</th> <th>A/Pos</th> <th>T/Pos</th> <th>Remark</th> <th>Pol/Phas</th> </tr> <tr> <th>MHz</th> <th>dBm/Hz</th> <th>dB</th> <th>dBm/Hz</th> <th>dB</th> <th>dB</th> <th>dB</th> <th>cm</th> <th>cm</th> <th>dB</th> <th>deg</th> </tr> </thead> <tbody> <tr> <td>1 4920.00</td> <td>54.44</td> <td>-19.56</td> <td>74.00</td> <td>34.26</td> <td>10.34</td> <td>65.45</td> <td>100</td> <td>02</td> <td>Peak</td> <td>HORIZONTAL</td> </tr> <tr> <td>2 1 4920.00</td> <td>50.76</td> <td>-3.24</td> <td>54.00</td> <td>34.26</td> <td>10.34</td> <td>65.45</td> <td>100</td> <td>02</td> <td>Average</td> <td>HORIZONTAL</td> </tr> <tr> <td>3 7380.00</td> <td>43.69</td> <td>-30.31</td> <td>74.00</td> <td>61.19</td> <td>30.88</td> <td>12.73</td> <td>66.11</td> <td>200</td> <td>0</td> <td>Peak</td> <td>HORIZONTAL</td> </tr> <tr> <td>4 9855.00</td> <td>52.94</td> <td></td> <td>74.00</td> <td>68.09</td> <td>36.93</td> <td>15.04</td> <td>67.12</td> <td>300</td> <td>0</td> <td>Peak</td> <td>HORIZONTAL</td> </tr> </tbody> </table>	Freq	Level	Over	Limit	ReadAntenna	Cable	Preamp	A/Pos	T/Pos	Remark	Pol/Phas	MHz	dBm/Hz	dB	dBm/Hz	dB	dB	dB	cm	cm	dB	deg	1 4920.00	54.44	-19.56	74.00	34.26	10.34	65.45	100	02	Peak	HORIZONTAL	2 1 4920.00	50.76	-3.24	54.00	34.26	10.34	65.45	100	02	Average	HORIZONTAL	3 7380.00	43.69	-30.31	74.00	61.19	30.88	12.73	66.11	200	0	Peak	HORIZONTAL	4 9855.00	52.94		74.00	68.09	36.93	15.04	67.12	300	0	Peak	HORIZONTAL	<p>Site : 030805-K5 Condition : FCC PART 15C 3m 3117 5N 79957 VERTICAL Project : RBM 1000 000kHz VBR 3000 000kHz SMT Auto FR262718 Mode : 2 Plane : 1 Full-directivity IMEI : 81 PowerSetting : 8</p> <table border="1"> <thead> <tr> <th>Freq</th> <th>Level</th> <th>Over</th> <th>Limit</th> <th>ReadAntenna</th> <th>Cable</th> <th>Preamp</th> <th>A/Pos</th> <th>T/Pos</th> <th>Remark</th> <th>Pol/Phas</th> </tr> <tr> <th>MHz</th> <th>dBm/Hz</th> <th>dB</th> <th>dBm/Hz</th> <th>dB</th> <th>dB</th> <th>dB</th> <th>cm</th> <th>cm</th> <th>dB</th> <th>deg</th> </tr> </thead> <tbody> <tr> <td>1 4920.00</td> <td>53.22</td> <td>-20.71</td> <td>74.00</td> <td>34.26</td> <td>10.34</td> <td>65.45</td> <td>128</td> <td>262</td> <td>Peak</td> <td>VERTICAL</td> </tr> <tr> <td>2 1 4920.00</td> <td>49.29</td> <td>-4.71</td> <td>54.00</td> <td>34.26</td> <td>10.34</td> <td>65.45</td> <td>128</td> <td>263</td> <td>Average</td> <td>VERTICAL</td> </tr> <tr> <td>3 7380.00</td> <td>42.87</td> <td>-31.13</td> <td>74.00</td> <td>60.37</td> <td>30.88</td> <td>12.73</td> <td>66.11</td> <td>100</td> <td>0</td> <td>Peak</td> <td>VERTICAL</td> </tr> <tr> <td>4 9855.00</td> <td>55.55</td> <td></td> <td>74.00</td> <td>70.70</td> <td>36.93</td> <td>15.04</td> <td>67.12</td> <td>100</td> <td>0</td> <td>Peak</td> <td>VERTICAL</td> </tr> </tbody> </table>	Freq	Level	Over	Limit	ReadAntenna	Cable	Preamp	A/Pos	T/Pos	Remark	Pol/Phas	MHz	dBm/Hz	dB	dBm/Hz	dB	dB	dB	cm	cm	dB	deg	1 4920.00	53.22	-20.71	74.00	34.26	10.34	65.45	128	262	Peak	VERTICAL	2 1 4920.00	49.29	-4.71	54.00	34.26	10.34	65.45	128	263	Average	VERTICAL	3 7380.00	42.87	-31.13	74.00	60.37	30.88	12.73	66.11	100	0	Peak	VERTICAL	4 9855.00	55.55		74.00	70.70	36.93	15.04	67.12	100	0	Peak	VERTICAL
	Freq	Level	Over	Limit	ReadAntenna	Cable	Preamp	A/Pos	T/Pos	Remark	Pol/Phas																																																																																																																															
MHz	dBm/Hz	dB	dBm/Hz	dB	dB	dB	cm	cm	dB	deg																																																																																																																																
1 4920.00	54.44	-19.56	74.00	34.26	10.34	65.45	100	02	Peak	HORIZONTAL																																																																																																																																
2 1 4920.00	50.76	-3.24	54.00	34.26	10.34	65.45	100	02	Average	HORIZONTAL																																																																																																																																
3 7380.00	43.69	-30.31	74.00	61.19	30.88	12.73	66.11	200	0	Peak	HORIZONTAL																																																																																																																															
4 9855.00	52.94		74.00	68.09	36.93	15.04	67.12	300	0	Peak	HORIZONTAL																																																																																																																															
Freq	Level	Over	Limit	ReadAntenna	Cable	Preamp	A/Pos	T/Pos	Remark	Pol/Phas																																																																																																																																
MHz	dBm/Hz	dB	dBm/Hz	dB	dB	dB	cm	cm	dB	deg																																																																																																																																
1 4920.00	53.22	-20.71	74.00	34.26	10.34	65.45	128	262	Peak	VERTICAL																																																																																																																																
2 1 4920.00	49.29	-4.71	54.00	34.26	10.34	65.45	128	263	Average	VERTICAL																																																																																																																																
3 7380.00	42.87	-31.13	74.00	60.37	30.88	12.73	66.11	100	0	Peak	VERTICAL																																																																																																																															
4 9855.00	55.55		74.00	70.70	36.93	15.04	67.12	100	0	Peak	VERTICAL																																																																																																																															



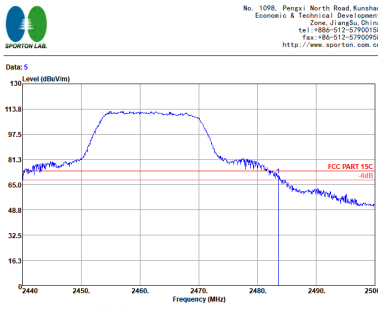
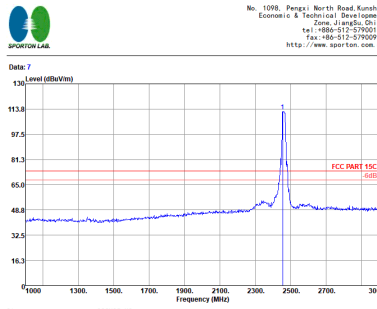
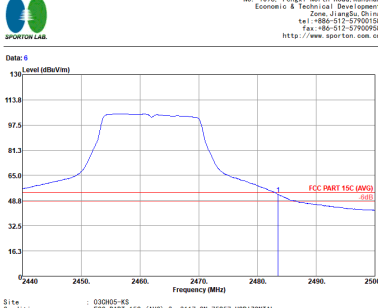
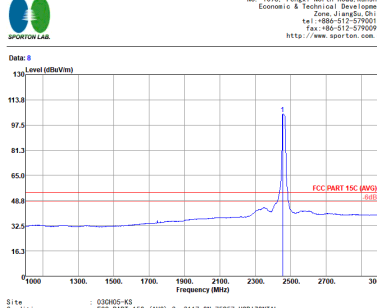
2.4GHz 2400~2483.5MHz
WIFI 802.11g (Band Edge @ 3m)

WIFI	2.4GHz 2400~2483.5MHz Band Edge @ 3m																																																											
ANT	802.11g CH01 2412MHz																																																											
1	Horizontal	Fundamental																																																										
Peak	<p>Site: 030805-K3 Condition: FCC PART 15C 3m 3117 5W 75957 HORIZONTAL Project: RSM 1000 000KHz VSWR 3000.000KHz SRT Auto Mode: FR262718 Plane: X Full-directivity PowerSetting: 81</p> <table border="1"> <thead> <tr> <th>Over</th> <th>Limit</th> <th>ReadAntenna</th> <th>Cable Preamp</th> <th>A/Pos</th> <th>T/Pos</th> <th>Remark</th> <th>Pol/Phas</th> </tr> <tr> <th>MHz</th> <th>dBm</th> <th>dBm</th> <th>dBm</th> <th>dBm</th> <th>dBm</th> <th>on</th> <th>deg</th> </tr> </thead> <tbody> <tr> <td>1</td> <td>2389.69</td> <td>67.56</td> <td>-6.44</td> <td>74.00</td> <td>64.44</td> <td>32.88</td> <td>7.10</td> <td>36.86</td> <td>100</td> <td>265</td> <td>Peak</td> <td>HORIZONTAL</td> </tr> </tbody> </table>	Over	Limit	ReadAntenna	Cable Preamp	A/Pos	T/Pos	Remark	Pol/Phas	MHz	dBm	dBm	dBm	dBm	dBm	on	deg	1	2389.69	67.56	-6.44	74.00	64.44	32.88	7.10	36.86	100	265	Peak	HORIZONTAL	<p>Site: 030805-K3 Condition: FCC PART 15C 3m 3117 5W 75957 HORIZONTAL Project: RSM 1000 000KHz VSWR 3000.000KHz SRT Auto Mode: FR262718 Plane: X Full-directivity PowerSetting: 81</p> <table border="1"> <thead> <tr> <th>Over</th> <th>Limit</th> <th>ReadAntenna</th> <th>Cable Preamp</th> <th>A/Pos</th> <th>T/Pos</th> <th>Remark</th> <th>Pol/Phas</th> </tr> <tr> <th>MHz</th> <th>dBm</th> <th>dBm</th> <th>dBm</th> <th>dBm</th> <th>dBm</th> <th>on</th> <th>deg</th> </tr> </thead> <tbody> <tr> <td>1</td> <td>2416.00</td> <td>110.82</td> <td>36.82</td> <td>74.00</td> <td>107.61</td> <td>32.90</td> <td>7.10</td> <td>36.85</td> <td>100</td> <td>265</td> <td>Peak</td> <td>HORIZONTAL</td> </tr> </tbody> </table>	Over	Limit	ReadAntenna	Cable Preamp	A/Pos	T/Pos	Remark	Pol/Phas	MHz	dBm	dBm	dBm	dBm	dBm	on	deg	1	2416.00	110.82	36.82	74.00	107.61	32.90	7.10	36.85	100	265	Peak	HORIZONTAL
Over	Limit	ReadAntenna	Cable Preamp	A/Pos	T/Pos	Remark	Pol/Phas																																																					
MHz	dBm	dBm	dBm	dBm	dBm	on	deg																																																					
1	2389.69	67.56	-6.44	74.00	64.44	32.88	7.10	36.86	100	265	Peak	HORIZONTAL																																																
Over	Limit	ReadAntenna	Cable Preamp	A/Pos	T/Pos	Remark	Pol/Phas																																																					
MHz	dBm	dBm	dBm	dBm	dBm	on	deg																																																					
1	2416.00	110.82	36.82	74.00	107.61	32.90	7.10	36.85	100	265	Peak	HORIZONTAL																																																
Avg.	<p>Site: 030805-K3 Condition: FCC PART 15C (AVG) 3m 3117 5W 75957 HORIZONTAL Project: RSM 1000 000KHz VSWR 3.000KHz SRT Auto Mode: FR262718 Plane: X Full-directivity PowerSetting: 81</p> <table border="1"> <thead> <tr> <th>Over</th> <th>Limit</th> <th>ReadAntenna</th> <th>Cable Preamp</th> <th>A/Pos</th> <th>T/Pos</th> <th>Remark</th> <th>Pol/Phas</th> </tr> <tr> <th>MHz</th> <th>dBm</th> <th>dBm</th> <th>dBm</th> <th>dBm</th> <th>dBm</th> <th>on</th> <th>deg</th> </tr> </thead> <tbody> <tr> <td>1</td> <td>2389.95</td> <td>52.55</td> <td>-1.45</td> <td>54.00</td> <td>49.43</td> <td>32.88</td> <td>7.10</td> <td>36.86</td> <td>100</td> <td>265</td> <td>Average</td> <td>HORIZONTAL</td> </tr> </tbody> </table>	Over	Limit	ReadAntenna	Cable Preamp	A/Pos	T/Pos	Remark	Pol/Phas	MHz	dBm	dBm	dBm	dBm	dBm	on	deg	1	2389.95	52.55	-1.45	54.00	49.43	32.88	7.10	36.86	100	265	Average	HORIZONTAL	<p>Site: 030805-K3 Condition: FCC PART 15C (AVG) 3m 3117 5W 75957 HORIZONTAL Project: RSM 1000 000KHz VSWR 3.000KHz SRT Auto Mode: FR262718 Plane: X Full-directivity PowerSetting: 81</p> <table border="1"> <thead> <tr> <th>Over</th> <th>Limit</th> <th>ReadAntenna</th> <th>Cable Preamp</th> <th>A/Pos</th> <th>T/Pos</th> <th>Remark</th> <th>Pol/Phas</th> </tr> <tr> <th>MHz</th> <th>dBm</th> <th>dBm</th> <th>dBm</th> <th>dBm</th> <th>dBm</th> <th>on</th> <th>deg</th> </tr> </thead> <tbody> <tr> <td>1</td> <td>2416.00</td> <td>102.21</td> <td>48.21</td> <td>54.00</td> <td>99.03</td> <td>32.90</td> <td>7.13</td> <td>36.85</td> <td>100</td> <td>265</td> <td>Average</td> <td>HORIZONTAL</td> </tr> </tbody> </table>	Over	Limit	ReadAntenna	Cable Preamp	A/Pos	T/Pos	Remark	Pol/Phas	MHz	dBm	dBm	dBm	dBm	dBm	on	deg	1	2416.00	102.21	48.21	54.00	99.03	32.90	7.13	36.85	100	265	Average	HORIZONTAL
Over	Limit	ReadAntenna	Cable Preamp	A/Pos	T/Pos	Remark	Pol/Phas																																																					
MHz	dBm	dBm	dBm	dBm	dBm	on	deg																																																					
1	2389.95	52.55	-1.45	54.00	49.43	32.88	7.10	36.86	100	265	Average	HORIZONTAL																																																
Over	Limit	ReadAntenna	Cable Preamp	A/Pos	T/Pos	Remark	Pol/Phas																																																					
MHz	dBm	dBm	dBm	dBm	dBm	on	deg																																																					
1	2416.00	102.21	48.21	54.00	99.03	32.90	7.13	36.85	100	265	Average	HORIZONTAL																																																



WIFI	2.4GHz 2400~2483.5MHz Band Edge @ 3m																																																													
ANT	802.11g CH01 2412MHz																																																													
1	Vertical	Fundamental																																																												
Peak	<p>Site : 030805-K3 Condition : FCC PART 15C 3e 3117 5N 79957 VERTICAL Project : R8B 1000 000MHz V8B 3000 000MHz SMT Auto Mode : 4 Plane : 4 Full-directivity : 3 IRE1 : 3 Powerstting : 3</p> <table border="1"> <thead> <tr> <th>Freq</th> <th>Level</th> <th>Limit</th> <th>Line</th> <th>Level Factor</th> <th>Loss Factor</th> <th>A/Pos</th> <th>T/Pos</th> <th>Remark</th> <th>Pol/Phas</th> </tr> <tr> <th>MHz</th> <th>dBuV/m</th> <th>dB</th> <th>dBuV/m</th> <th>dB</th> <th>dB</th> <th>cm</th> <th>deg</th> <th></th> <th></th> </tr> </thead> <tbody> <tr> <td>1 2389.30</td> <td>66.78</td> <td>-7.22</td> <td>74.00</td> <td>63.66</td> <td>32.88</td> <td>7.10</td> <td>36.86</td> <td>391</td> <td>229 Peak VERTICAL</td> </tr> </tbody> </table>	Freq	Level	Limit	Line	Level Factor	Loss Factor	A/Pos	T/Pos	Remark	Pol/Phas	MHz	dBuV/m	dB	dBuV/m	dB	dB	cm	deg			1 2389.30	66.78	-7.22	74.00	63.66	32.88	7.10	36.86	391	229 Peak VERTICAL	<p>Site : 030805-K3 Condition : FCC PART 15C 3e 3117 5N 79957 VERTICAL Project : R8B 1000 000MHz V8B 3000 000MHz SMT Auto Mode : 4 Plane : 4 Full-directivity : 3 IRE1 : 3 Powerstting : 3</p> <table border="1"> <thead> <tr> <th>Freq</th> <th>Level</th> <th>Limit</th> <th>Line</th> <th>Level Factor</th> <th>Loss Factor</th> <th>A/Pos</th> <th>T/Pos</th> <th>Remark</th> <th>Pol/Phas</th> </tr> <tr> <th>MHz</th> <th>dBuV/m</th> <th>dB</th> <th>dBuV/m</th> <th>dB</th> <th>dB</th> <th>cm</th> <th>deg</th> <th></th> <th></th> </tr> </thead> <tbody> <tr> <td>1 2410.00</td> <td>108.33</td> <td>34.33</td> <td>74.00</td> <td>105.15</td> <td>32.90</td> <td>7.13</td> <td>36.85</td> <td>391</td> <td>229 Peak VERTICAL</td> </tr> </tbody> </table>	Freq	Level	Limit	Line	Level Factor	Loss Factor	A/Pos	T/Pos	Remark	Pol/Phas	MHz	dBuV/m	dB	dBuV/m	dB	dB	cm	deg			1 2410.00	108.33	34.33	74.00	105.15	32.90	7.13	36.85	391	229 Peak VERTICAL
Freq	Level	Limit	Line	Level Factor	Loss Factor	A/Pos	T/Pos	Remark	Pol/Phas																																																					
MHz	dBuV/m	dB	dBuV/m	dB	dB	cm	deg																																																							
1 2389.30	66.78	-7.22	74.00	63.66	32.88	7.10	36.86	391	229 Peak VERTICAL																																																					
Freq	Level	Limit	Line	Level Factor	Loss Factor	A/Pos	T/Pos	Remark	Pol/Phas																																																					
MHz	dBuV/m	dB	dBuV/m	dB	dB	cm	deg																																																							
1 2410.00	108.33	34.33	74.00	105.15	32.90	7.13	36.85	391	229 Peak VERTICAL																																																					
Avg.	<p>Site : 030805-K3 Condition : FCC PART 15C (AVG) 3e 3117 5N 79957 VERTICAL Project : R8B 1000 000MHz V8B 3000 000MHz SMT Auto Mode : 4 Plane : 4 Full-directivity : 3 IRE1 : 3 Powerstting : 3</p> <table border="1"> <thead> <tr> <th>Freq</th> <th>Level</th> <th>Limit</th> <th>Line</th> <th>Level Factor</th> <th>Loss Factor</th> <th>A/Pos</th> <th>T/Pos</th> <th>Remark</th> <th>Pol/Phas</th> </tr> <tr> <th>MHz</th> <th>dBuV/m</th> <th>dB</th> <th>dBuV/m</th> <th>dB</th> <th>dB</th> <th>cm</th> <th>deg</th> <th></th> <th></th> </tr> </thead> <tbody> <tr> <td>1 2389.95</td> <td>52.06</td> <td>-1.94</td> <td>54.00</td> <td>48.94</td> <td>32.88</td> <td>7.10</td> <td>36.86</td> <td>391</td> <td>229 Average VERTICAL</td> </tr> </tbody> </table>	Freq	Level	Limit	Line	Level Factor	Loss Factor	A/Pos	T/Pos	Remark	Pol/Phas	MHz	dBuV/m	dB	dBuV/m	dB	dB	cm	deg			1 2389.95	52.06	-1.94	54.00	48.94	32.88	7.10	36.86	391	229 Average VERTICAL	<p>Site : 030805-K3 Condition : FCC PART 15C (AVG) 3e 3117 5N 79957 VERTICAL Project : R8B 1000 000MHz V8B 3000 000MHz SMT Auto Mode : 4 Plane : 4 Full-directivity : 3 IRE1 : 3 Powerstting : 3</p> <table border="1"> <thead> <tr> <th>Freq</th> <th>Level</th> <th>Limit</th> <th>Line</th> <th>Level Factor</th> <th>Loss Factor</th> <th>A/Pos</th> <th>T/Pos</th> <th>Remark</th> <th>Pol/Phas</th> </tr> <tr> <th>MHz</th> <th>dBuV/m</th> <th>dB</th> <th>dBuV/m</th> <th>dB</th> <th>dB</th> <th>cm</th> <th>deg</th> <th></th> <th></th> </tr> </thead> <tbody> <tr> <td>1 2410.00</td> <td>100.69</td> <td>46.69</td> <td>54.00</td> <td>97.51</td> <td>32.90</td> <td>7.13</td> <td>36.85</td> <td>391</td> <td>229 Average VERTICAL</td> </tr> </tbody> </table>	Freq	Level	Limit	Line	Level Factor	Loss Factor	A/Pos	T/Pos	Remark	Pol/Phas	MHz	dBuV/m	dB	dBuV/m	dB	dB	cm	deg			1 2410.00	100.69	46.69	54.00	97.51	32.90	7.13	36.85	391	229 Average VERTICAL
Freq	Level	Limit	Line	Level Factor	Loss Factor	A/Pos	T/Pos	Remark	Pol/Phas																																																					
MHz	dBuV/m	dB	dBuV/m	dB	dB	cm	deg																																																							
1 2389.95	52.06	-1.94	54.00	48.94	32.88	7.10	36.86	391	229 Average VERTICAL																																																					
Freq	Level	Limit	Line	Level Factor	Loss Factor	A/Pos	T/Pos	Remark	Pol/Phas																																																					
MHz	dBuV/m	dB	dBuV/m	dB	dB	cm	deg																																																							
1 2410.00	100.69	46.69	54.00	97.51	32.90	7.13	36.85	391	229 Average VERTICAL																																																					



WIFI	2.4GHz 2400~2483.5MHz Band Edge @ 3m																																																																	
ANT	802.11g CH11 2462MHz																																																																	
1	Horizontal	Fundamental																																																																
Peak	 <p>No. 1098, Pengzi North Road, Kunshan Economic & Technical Development Zone, Jiangsu China tel: +86-512-57900958 fax: +86-512-57900958 http://www.sporton.com.cn</p> <p>Site : 03DHG-K3 Condition : FCC PART 15C 3e 3117 SN 79597 HORIZONTAL Project : RBM 1000.000kHz VBR 3000.000kHz SMT Auto FRU262718 Mode : 0 Plane : 0 Full-directivity : 0 PowerSetting : 0</p> <table border="1"> <thead> <tr> <th>Freq</th> <th>Level</th> <th>Over</th> <th>Limit</th> <th>ReadAntenna</th> <th>Cable Preamp</th> <th>A/Pos</th> <th>T/Pos</th> <th>Remark</th> <th>Pol/Phas</th> </tr> <tr> <th>MHz</th> <th>dBm</th> <th>dB</th> <th>dBm</th> <th>dBm</th> <th>dB</th> <th>cm</th> <th>deg</th> <th></th> <th></th> </tr> </thead> <tbody> <tr> <td>1 1</td> <td>2483.56</td> <td>-2.95</td> <td>74.00</td> <td>67.64</td> <td>32.98</td> <td>7.25</td> <td>36.82</td> <td>380</td> <td>276 Peak</td> <td>HORIZONTAL</td> </tr> </tbody> </table>	Freq	Level	Over	Limit	ReadAntenna	Cable Preamp	A/Pos	T/Pos	Remark	Pol/Phas	MHz	dBm	dB	dBm	dBm	dB	cm	deg			1 1	2483.56	-2.95	74.00	67.64	32.98	7.25	36.82	380	276 Peak	HORIZONTAL	 <p>No. 1098, Pengzi North Road, Kunshan Economic & Technical Development Zone, Jiangsu China tel: +86-512-57900958 fax: +86-512-57900958 http://www.sporton.com.cn</p> <p>Site : 03DHG-K3 Condition : FCC PART 15C 3e 3117 SN 79597 HORIZONTAL Project : RBM 1000.000kHz VBR 3000.000kHz SMT Auto FRU262718 Mode : 0 Plane : 0 Full-directivity : 0 PowerSetting : 0</p> <table border="1"> <thead> <tr> <th>Freq</th> <th>Level</th> <th>Over</th> <th>Limit</th> <th>ReadAntenna</th> <th>Cable Preamp</th> <th>A/Pos</th> <th>T/Pos</th> <th>Remark</th> <th>Pol/Phas</th> </tr> <tr> <th>MHz</th> <th>dBm</th> <th>dB</th> <th>dBm</th> <th>dBm</th> <th>dB</th> <th>cm</th> <th>deg</th> <th></th> <th></th> </tr> </thead> <tbody> <tr> <td>1 *</td> <td>2462.00</td> <td>112.10</td> <td>38.10</td> <td>74.00</td> <td>108.75</td> <td>32.96</td> <td>7.22</td> <td>36.83</td> <td>380</td> <td>276 Peak</td> <td>HORIZONTAL</td> </tr> </tbody> </table>	Freq	Level	Over	Limit	ReadAntenna	Cable Preamp	A/Pos	T/Pos	Remark	Pol/Phas	MHz	dBm	dB	dBm	dBm	dB	cm	deg			1 *	2462.00	112.10	38.10	74.00	108.75	32.96	7.22	36.83	380	276 Peak	HORIZONTAL	
Freq	Level	Over	Limit	ReadAntenna	Cable Preamp	A/Pos	T/Pos	Remark	Pol/Phas																																																									
MHz	dBm	dB	dBm	dBm	dB	cm	deg																																																											
1 1	2483.56	-2.95	74.00	67.64	32.98	7.25	36.82	380	276 Peak	HORIZONTAL																																																								
Freq	Level	Over	Limit	ReadAntenna	Cable Preamp	A/Pos	T/Pos	Remark	Pol/Phas																																																									
MHz	dBm	dB	dBm	dBm	dB	cm	deg																																																											
1 *	2462.00	112.10	38.10	74.00	108.75	32.96	7.22	36.83	380	276 Peak	HORIZONTAL																																																							
Avg.	 <p>No. 1098, Pengzi North Road, Kunshan Economic & Technical Development Zone, Jiangsu China tel: +86-512-57900958 fax: +86-512-57900958 http://www.sporton.com.cn</p> <p>Site : 03DHG-K3 Condition : FCC PART 15C (AVG) 3e 3117 SN 79597 HORIZONTAL Project : RBM 1000.000kHz VBR 3000.000kHz SMT Auto FRU262718 Mode : 0 Plane : 0 Full-directivity : 0 PowerSetting : 0</p> <table border="1"> <thead> <tr> <th>Freq</th> <th>Level</th> <th>Over</th> <th>Limit</th> <th>ReadAntenna</th> <th>Cable Preamp</th> <th>A/Pos</th> <th>T/Pos</th> <th>Remark</th> <th>Pol/Phas</th> </tr> <tr> <th>MHz</th> <th>dBm</th> <th>dB</th> <th>dBm</th> <th>dBm</th> <th>dB</th> <th>cm</th> <th>deg</th> <th></th> <th></th> </tr> </thead> <tbody> <tr> <td>1 1</td> <td>2483.50</td> <td>52.71</td> <td>-1.29</td> <td>54.00</td> <td>49.30</td> <td>32.98</td> <td>7.25</td> <td>36.82</td> <td>380</td> <td>276 Average</td> <td>HORIZONTAL</td> </tr> </tbody> </table>	Freq	Level	Over	Limit	ReadAntenna	Cable Preamp	A/Pos	T/Pos	Remark	Pol/Phas	MHz	dBm	dB	dBm	dBm	dB	cm	deg			1 1	2483.50	52.71	-1.29	54.00	49.30	32.98	7.25	36.82	380	276 Average	HORIZONTAL	 <p>No. 1098, Pengzi North Road, Kunshan Economic & Technical Development Zone, Jiangsu China tel: +86-512-57900958 fax: +86-512-57900958 http://www.sporton.com.cn</p> <p>Site : 03DHG-K3 Condition : FCC PART 15C (AVG) 3e 3117 SN 79597 HORIZONTAL Project : RBM 1000.000kHz VBR 3000.000kHz SMT Auto FRU262718 Mode : 0 Plane : 0 Full-directivity : 0 PowerSetting : 0</p> <table border="1"> <thead> <tr> <th>Freq</th> <th>Level</th> <th>Over</th> <th>Limit</th> <th>ReadAntenna</th> <th>Cable Preamp</th> <th>A/Pos</th> <th>T/Pos</th> <th>Remark</th> <th>Pol/Phas</th> </tr> <tr> <th>MHz</th> <th>dBm</th> <th>dB</th> <th>dBm</th> <th>dBm</th> <th>dB</th> <th>cm</th> <th>deg</th> <th></th> <th></th> </tr> </thead> <tbody> <tr> <td>1 *</td> <td>2462.00</td> <td>104.76</td> <td>50.76</td> <td>54.00</td> <td>101.41</td> <td>32.96</td> <td>7.22</td> <td>36.83</td> <td>380</td> <td>276 Average</td> <td>HORIZONTAL</td> </tr> </tbody> </table>	Freq	Level	Over	Limit	ReadAntenna	Cable Preamp	A/Pos	T/Pos	Remark	Pol/Phas	MHz	dBm	dB	dBm	dBm	dB	cm	deg			1 *	2462.00	104.76	50.76	54.00	101.41	32.96	7.22	36.83	380	276 Average	HORIZONTAL
Freq	Level	Over	Limit	ReadAntenna	Cable Preamp	A/Pos	T/Pos	Remark	Pol/Phas																																																									
MHz	dBm	dB	dBm	dBm	dB	cm	deg																																																											
1 1	2483.50	52.71	-1.29	54.00	49.30	32.98	7.25	36.82	380	276 Average	HORIZONTAL																																																							
Freq	Level	Over	Limit	ReadAntenna	Cable Preamp	A/Pos	T/Pos	Remark	Pol/Phas																																																									
MHz	dBm	dB	dBm	dBm	dB	cm	deg																																																											
1 *	2462.00	104.76	50.76	54.00	101.41	32.96	7.22	36.83	380	276 Average	HORIZONTAL																																																							



WIFI	2.4GHz 2400~2483.5MHz Band Edge @ 3m																																																									
ANT	802.11g CH11 2462MHz																																																									
1	Vertical	Fundamental																																																								
Peak	<p>Site : 03DHG-K3 Condition : FCC PART 15C 3e 3117 SN 79597 VERTICAL Project : RBM 1000 000MHz VBR 3000 000MHz SMT Auto FR262718 Mode : 0 Plane : 0 Full-directivity : 0 IMEI : 81 PowerSetting : 3</p> <table border="1"> <thead> <tr> <th>Freq</th> <th>Level</th> <th>Limit</th> <th>ReadAntenna</th> <th>Cable Preamp</th> <th>A/Pos</th> <th>T/Pos</th> <th>Remark</th> <th>Pol/Phas</th> </tr> <tr> <th>MHz</th> <th>dBm</th> <th>dBm</th> <th>dBm</th> <th>dB</th> <th>cm</th> <th>deg</th> <th></th> <th></th> </tr> </thead> <tbody> <tr> <td>1 1 2462.98</td> <td>68.60</td> <td>-5.40</td> <td>74.00</td> <td>65.19</td> <td>32.98</td> <td>7.25</td> <td>36.82</td> <td>377 221 Peak</td> <td>VERTICAL</td> </tr> </tbody> </table>	Freq	Level	Limit	ReadAntenna	Cable Preamp	A/Pos	T/Pos	Remark	Pol/Phas	MHz	dBm	dBm	dBm	dB	cm	deg			1 1 2462.98	68.60	-5.40	74.00	65.19	32.98	7.25	36.82	377 221 Peak	VERTICAL	<p>Site : 03DHG-K3 Condition : FCC PART 15C 3e 3117 SN 79597 VERTICAL Project : RBM 1000 000MHz VBR 3000 000MHz SMT Auto FR262718 Mode : 0 Plane : 0 Full-directivity : 0 IMEI : 81 PowerSetting : 3</p> <table border="1"> <thead> <tr> <th>Freq</th> <th>Level</th> <th>Limit</th> <th>ReadAntenna</th> <th>Cable Preamp</th> <th>A/Pos</th> <th>T/Pos</th> <th>Remark</th> <th>Pol/Phas</th> </tr> <tr> <th>MHz</th> <th>dBm</th> <th>dBm</th> <th>dBm</th> <th>dB</th> <th>cm</th> <th>deg</th> <th></th> <th></th> </tr> </thead> <tbody> <tr> <td>1 * 2468.00</td> <td>110.10</td> <td>36.10</td> <td>74.00</td> <td>106.75</td> <td>32.96</td> <td>7.22</td> <td>36.83</td> <td>377 221 Peak</td> <td>VERTICAL</td> </tr> </tbody> </table>	Freq	Level	Limit	ReadAntenna	Cable Preamp	A/Pos	T/Pos	Remark	Pol/Phas	MHz	dBm	dBm	dBm	dB	cm	deg			1 * 2468.00	110.10	36.10	74.00	106.75	32.96	7.22	36.83	377 221 Peak	VERTICAL
	Freq	Level	Limit	ReadAntenna	Cable Preamp	A/Pos	T/Pos	Remark	Pol/Phas																																																	
MHz	dBm	dBm	dBm	dB	cm	deg																																																				
1 1 2462.98	68.60	-5.40	74.00	65.19	32.98	7.25	36.82	377 221 Peak	VERTICAL																																																	
Freq	Level	Limit	ReadAntenna	Cable Preamp	A/Pos	T/Pos	Remark	Pol/Phas																																																		
MHz	dBm	dBm	dBm	dB	cm	deg																																																				
1 * 2468.00	110.10	36.10	74.00	106.75	32.96	7.22	36.83	377 221 Peak	VERTICAL																																																	
Avg.	<p>Site : 03DHG-K3 Condition : FCC PART 15C (AVG) 3e 3117 SN 79597 VERTICAL Project : RBM 1000 000MHz VBR 0 2000MHz SMT Auto FR262718 Mode : 0 Plane : 0 Full-directivity : 0 IMEI : 81 PowerSetting : 3</p> <table border="1"> <thead> <tr> <th>Freq</th> <th>Level</th> <th>Limit</th> <th>ReadAntenna</th> <th>Cable Preamp</th> <th>A/Pos</th> <th>T/Pos</th> <th>Remark</th> <th>Pol/Phas</th> </tr> <tr> <th>MHz</th> <th>dBm</th> <th>dBm</th> <th>dBm</th> <th>dB</th> <th>cm</th> <th>deg</th> <th></th> <th></th> </tr> </thead> <tbody> <tr> <td>1 1 2463.50</td> <td>51.22</td> <td>-2.78</td> <td>54.00</td> <td>47.81</td> <td>32.98</td> <td>7.25</td> <td>36.82</td> <td>377 221 Average</td> <td>VERTICAL</td> </tr> </tbody> </table>	Freq	Level	Limit	ReadAntenna	Cable Preamp	A/Pos	T/Pos	Remark	Pol/Phas	MHz	dBm	dBm	dBm	dB	cm	deg			1 1 2463.50	51.22	-2.78	54.00	47.81	32.98	7.25	36.82	377 221 Average	VERTICAL	<p>Site : 03DHG-K3 Condition : FCC PART 15C (AVG) 3e 3117 SN 79597 VERTICAL Project : RBM 1000 000MHz VBR 0 2000MHz SMT Auto FR262718 Mode : 0 Plane : 0 Full-directivity : 0 IMEI : 81 PowerSetting : 3</p> <table border="1"> <thead> <tr> <th>Freq</th> <th>Level</th> <th>Limit</th> <th>ReadAntenna</th> <th>Cable Preamp</th> <th>A/Pos</th> <th>T/Pos</th> <th>Remark</th> <th>Pol/Phas</th> </tr> <tr> <th>MHz</th> <th>dBm</th> <th>dBm</th> <th>dBm</th> <th>dB</th> <th>cm</th> <th>deg</th> <th></th> <th></th> </tr> </thead> <tbody> <tr> <td>1 * 2466.00</td> <td>101.84</td> <td>47.84</td> <td>54.00</td> <td>98.49</td> <td>32.96</td> <td>7.22</td> <td>36.83</td> <td>377 221 Average</td> <td>VERTICAL</td> </tr> </tbody> </table>	Freq	Level	Limit	ReadAntenna	Cable Preamp	A/Pos	T/Pos	Remark	Pol/Phas	MHz	dBm	dBm	dBm	dB	cm	deg			1 * 2466.00	101.84	47.84	54.00	98.49	32.96	7.22	36.83	377 221 Average	VERTICAL
	Freq	Level	Limit	ReadAntenna	Cable Preamp	A/Pos	T/Pos	Remark	Pol/Phas																																																	
MHz	dBm	dBm	dBm	dB	cm	deg																																																				
1 1 2463.50	51.22	-2.78	54.00	47.81	32.98	7.25	36.82	377 221 Average	VERTICAL																																																	
Freq	Level	Limit	ReadAntenna	Cable Preamp	A/Pos	T/Pos	Remark	Pol/Phas																																																		
MHz	dBm	dBm	dBm	dB	cm	deg																																																				
1 * 2466.00	101.84	47.84	54.00	98.49	32.96	7.22	36.83	377 221 Average	VERTICAL																																																	

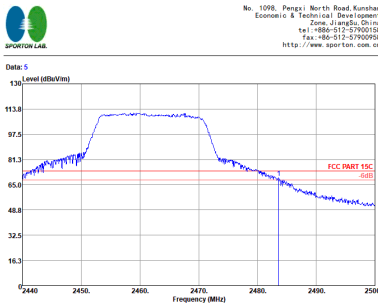
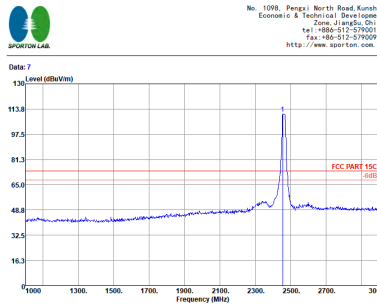
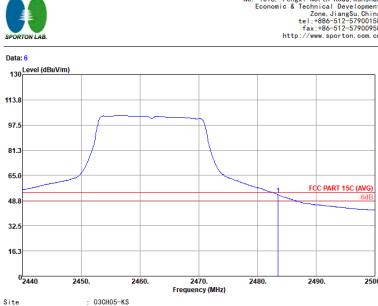
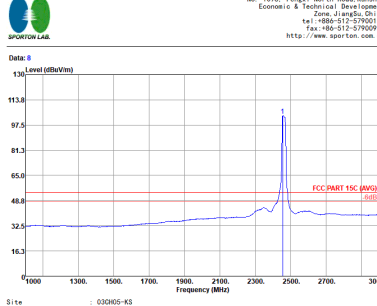


2.4GHz 2400~2483.5MHz
WIFI 802.11n HT20 (Band Edge @ 3m)

WIFI	2.4GHz 2400~2483.5MHz Band Edge @ 3m																																																											
ANT	802.11n HT20 CH01 2412MHz																																																											
1	Horizontal	Fundamental																																																										
Peak	<p>Site: 030805-K3 Condition: FCC PART 15C 3e 3117.5M 75957 HORIZONTAL Project: RSM 1000.000KHz VSW: 3000.000KHz SRT: Auto Mode: FR262718 Plane: Z Full-directivity: X PowerSetting: #1</p> <table border="1"> <thead> <tr> <th>Over</th> <th>Limit</th> <th>ReadAntenna</th> <th>Cable Preamp</th> <th>A/Pos</th> <th>T/Pos</th> <th>Remark</th> <th>Pol/Phas</th> </tr> <tr> <th>MHz</th> <th>dBm</th> <th>dBm</th> <th>dB</th> <th>dB</th> <th>dB</th> <th>on</th> <th>deg</th> </tr> </thead> <tbody> <tr> <td>1 1</td> <td>2389.95</td> <td>68.73</td> <td>-5.27</td> <td>74.00</td> <td>65.41</td> <td>32.88</td> <td>7.10</td> <td>36.86</td> <td>100</td> <td>264</td> <td>Peak</td> <td>HORIZONTAL</td> </tr> </tbody> </table>	Over	Limit	ReadAntenna	Cable Preamp	A/Pos	T/Pos	Remark	Pol/Phas	MHz	dBm	dBm	dB	dB	dB	on	deg	1 1	2389.95	68.73	-5.27	74.00	65.41	32.88	7.10	36.86	100	264	Peak	HORIZONTAL	<p>Site: 030805-K3 Condition: FCC PART 15C 3e 3117.5M 75957 HORIZONTAL Project: RSM 1000.000KHz VSW: 3000.000KHz SRT: Auto Mode: FR262718 Plane: Z Full-directivity: X PowerSetting: #1</p> <table border="1"> <thead> <tr> <th>Over</th> <th>Limit</th> <th>ReadAntenna</th> <th>Cable Preamp</th> <th>A/Pos</th> <th>T/Pos</th> <th>Remark</th> <th>Pol/Phas</th> </tr> <tr> <th>MHz</th> <th>dBm</th> <th>dBm</th> <th>dB</th> <th>dB</th> <th>dB</th> <th>on</th> <th>deg</th> </tr> </thead> <tbody> <tr> <td>1 *</td> <td>2410.00</td> <td>109.48</td> <td>35.48</td> <td>74.00</td> <td>106.30</td> <td>32.90</td> <td>7.13</td> <td>36.85</td> <td>100</td> <td>264</td> <td>Peak</td> <td>HORIZONTAL</td> </tr> </tbody> </table>	Over	Limit	ReadAntenna	Cable Preamp	A/Pos	T/Pos	Remark	Pol/Phas	MHz	dBm	dBm	dB	dB	dB	on	deg	1 *	2410.00	109.48	35.48	74.00	106.30	32.90	7.13	36.85	100	264	Peak	HORIZONTAL
Over	Limit	ReadAntenna	Cable Preamp	A/Pos	T/Pos	Remark	Pol/Phas																																																					
MHz	dBm	dBm	dB	dB	dB	on	deg																																																					
1 1	2389.95	68.73	-5.27	74.00	65.41	32.88	7.10	36.86	100	264	Peak	HORIZONTAL																																																
Over	Limit	ReadAntenna	Cable Preamp	A/Pos	T/Pos	Remark	Pol/Phas																																																					
MHz	dBm	dBm	dB	dB	dB	on	deg																																																					
1 *	2410.00	109.48	35.48	74.00	106.30	32.90	7.13	36.85	100	264	Peak	HORIZONTAL																																																
Avg.	<p>Site: 030805-K3 Condition: FCC PART 15C (AVG) 3e 3117.5M 75957 HORIZONTAL Project: RSM 1000.000KHz VSW: 0.2000KHz SRT: Auto Mode: FR262718 Plane: Z Full-directivity: X PowerSetting: #1</p> <table border="1"> <thead> <tr> <th>Over</th> <th>Limit</th> <th>ReadAntenna</th> <th>Cable Preamp</th> <th>A/Pos</th> <th>T/Pos</th> <th>Remark</th> <th>Pol/Phas</th> </tr> <tr> <th>MHz</th> <th>dBm</th> <th>dBm</th> <th>dB</th> <th>dB</th> <th>dB</th> <th>on</th> <th>deg</th> </tr> </thead> <tbody> <tr> <td>1 1</td> <td>2389.95</td> <td>52.27</td> <td>-1.73</td> <td>54.00</td> <td>49.15</td> <td>32.88</td> <td>7.10</td> <td>36.86</td> <td>100</td> <td>264</td> <td>Average</td> <td>HORIZONTAL</td> </tr> </tbody> </table>	Over	Limit	ReadAntenna	Cable Preamp	A/Pos	T/Pos	Remark	Pol/Phas	MHz	dBm	dBm	dB	dB	dB	on	deg	1 1	2389.95	52.27	-1.73	54.00	49.15	32.88	7.10	36.86	100	264	Average	HORIZONTAL	<p>Site: 030805-K3 Condition: FCC PART 15C (AVG) 3e 3117.5M 75957 HORIZONTAL Project: RSM 1000.000KHz VSW: 0.2000KHz SRT: Auto Mode: FR262718 Plane: Z Full-directivity: X PowerSetting: #1</p> <table border="1"> <thead> <tr> <th>Over</th> <th>Limit</th> <th>ReadAntenna</th> <th>Cable Preamp</th> <th>A/Pos</th> <th>T/Pos</th> <th>Remark</th> <th>Pol/Phas</th> </tr> <tr> <th>MHz</th> <th>dBm</th> <th>dBm</th> <th>dB</th> <th>dB</th> <th>dB</th> <th>on</th> <th>deg</th> </tr> </thead> <tbody> <tr> <td>1 *</td> <td>2410.00</td> <td>101.55</td> <td>47.55</td> <td>54.00</td> <td>98.37</td> <td>32.90</td> <td>7.13</td> <td>36.85</td> <td>100</td> <td>264</td> <td>Average</td> <td>HORIZONTAL</td> </tr> </tbody> </table>	Over	Limit	ReadAntenna	Cable Preamp	A/Pos	T/Pos	Remark	Pol/Phas	MHz	dBm	dBm	dB	dB	dB	on	deg	1 *	2410.00	101.55	47.55	54.00	98.37	32.90	7.13	36.85	100	264	Average	HORIZONTAL
Over	Limit	ReadAntenna	Cable Preamp	A/Pos	T/Pos	Remark	Pol/Phas																																																					
MHz	dBm	dBm	dB	dB	dB	on	deg																																																					
1 1	2389.95	52.27	-1.73	54.00	49.15	32.88	7.10	36.86	100	264	Average	HORIZONTAL																																																
Over	Limit	ReadAntenna	Cable Preamp	A/Pos	T/Pos	Remark	Pol/Phas																																																					
MHz	dBm	dBm	dB	dB	dB	on	deg																																																					
1 *	2410.00	101.55	47.55	54.00	98.37	32.90	7.13	36.85	100	264	Average	HORIZONTAL																																																

WIFI	2.4GHz 2400~2483.5MHz Band Edge @ 3m																											
ANT	802.11n HT20 CH01 2412MHz																											
1	Vertical	Fundamental																										
Peak	<p>No. 1098, Pengzi North Road, Kunshan Economic & Technical Development Zone, Jiangsu China tel: +86-512-57900958 fax: +86-512-57900958 http://www.sporton.com.cn</p> <p>Site : 030H05-K3 Condition : FCC PART 15C 3e 3117 SN 79597 VERTICAL Project : FR262718 Mode : 7 Plane : 2 Full-directivity : 4 Powerstting : 4</p> <table border="1"> <thead> <tr> <th>1</th> <th>2389.69</th> <th>67.76</th> <th>-6.24</th> <th>74.00</th> <th>64.64</th> <th>32.88</th> <th>7.10</th> <th>36.86</th> <th>392</th> <th>230</th> <th>Peak</th> <th>VERTICAL</th> </tr> </thead> </table>	1	2389.69	67.76	-6.24	74.00	64.64	32.88	7.10	36.86	392	230	Peak	VERTICAL	<p>No. 1098, Pengzi North Road, Kunshan Economic & Technical Development Zone, Jiangsu China tel: +86-512-57900958 fax: +86-512-57900958 http://www.sporton.com.cn</p> <p>Site : 030H05-K3 Condition : FCC PART 15C 3e 3117 SN 79597 VERTICAL Project : FR262718 Mode : 7 Plane : 2 Full-directivity : 4 Powerstting : 4</p> <table border="1"> <thead> <tr> <th>1</th> <th>2418.00</th> <th>107.44</th> <th>33.44</th> <th>74.00</th> <th>104.23</th> <th>32.90</th> <th>7.16</th> <th>36.85</th> <th>392</th> <th>230</th> <th>Peak</th> <th>VERTICAL</th> </tr> </thead> </table>	1	2418.00	107.44	33.44	74.00	104.23	32.90	7.16	36.85	392	230	Peak	VERTICAL
	1	2389.69	67.76	-6.24	74.00	64.64	32.88	7.10	36.86	392	230	Peak	VERTICAL															
1	2418.00	107.44	33.44	74.00	104.23	32.90	7.16	36.85	392	230	Peak	VERTICAL																
Avg.	<p>No. 1098, Pengzi North Road, Kunshan Economic & Technical Development Zone, Jiangsu China tel: +86-512-57900958 fax: +86-512-57900958 http://www.sporton.com.cn</p> <p>Site : 030H05-K3 Condition : FCC PART 15C (AVG) 3e 3117 SN 79597 VERTICAL Project : FR262718 Mode : 7 Plane : 2 Full-directivity : 4 Powerstting : 4</p> <table border="1"> <thead> <tr> <th>1</th> <th>2389.95</th> <th>51.74</th> <th>-2.26</th> <th>54.00</th> <th>48.62</th> <th>32.88</th> <th>7.10</th> <th>36.86</th> <th>392</th> <th>230</th> <th>Average</th> <th>VERTICAL</th> </tr> </thead> </table>	1	2389.95	51.74	-2.26	54.00	48.62	32.88	7.10	36.86	392	230	Average	VERTICAL	<p>No. 1098, Pengzi North Road, Kunshan Economic & Technical Development Zone, Jiangsu China tel: +86-512-57900958 fax: +86-512-57900958 http://www.sporton.com.cn</p> <p>Site : 030H05-K3 Condition : FCC PART 15C (AVG) 3e 3117 SN 79597 VERTICAL Project : FR262718 Mode : 7 Plane : 2 Full-directivity : 4 Powerstting : 4</p> <table border="1"> <thead> <tr> <th>1</th> <th>2408.00</th> <th>100.02</th> <th>46.02</th> <th>54.00</th> <th>96.84</th> <th>32.90</th> <th>7.13</th> <th>36.85</th> <th>392</th> <th>230</th> <th>Average</th> <th>VERTICAL</th> </tr> </thead> </table>	1	2408.00	100.02	46.02	54.00	96.84	32.90	7.13	36.85	392	230	Average	VERTICAL
	1	2389.95	51.74	-2.26	54.00	48.62	32.88	7.10	36.86	392	230	Average	VERTICAL															
1	2408.00	100.02	46.02	54.00	96.84	32.90	7.13	36.85	392	230	Average	VERTICAL																



WIFI	2.4GHz 2400~2483.5MHz Band Edge @ 3m																																																													
ANT	802.11n HT20 CH11 2462MHz																																																													
1	Horizontal	Fundamental																																																												
<p>Peak</p>	 <p>Site: 030805-K3 Condition: FCC PART 15C 3e 3117 SN 79597 HORIZONTAL Project: RBM 1000.000MHz VBR 3000.000MHz SMT Auto Mode: 9 Plane: 2 Full-directivity: 5 PowerSetting: 41</p> <table border="1"> <thead> <tr> <th>Freq</th> <th>Level</th> <th>Over</th> <th>Limit</th> <th>ReadAntenna</th> <th>Cable Preamp</th> <th>A/Pos</th> <th>T/Pos</th> <th>Remark</th> <th>Pol/Phas</th> </tr> <tr> <th>MHz</th> <th>dBuV/m</th> <th>dB</th> <th>dBuV/m</th> <th>dBuV</th> <th>dB</th> <th>cm</th> <th>deg</th> <th></th> <th></th> </tr> </thead> <tbody> <tr> <td>1 1 2483.62</td> <td>69.56</td> <td>-4.44</td> <td>74.00</td> <td>66.15</td> <td>32.98</td> <td>7.25</td> <td>36.82</td> <td>380</td> <td>272 Peak</td> </tr> </tbody> </table>	Freq	Level	Over	Limit	ReadAntenna	Cable Preamp	A/Pos	T/Pos	Remark	Pol/Phas	MHz	dBuV/m	dB	dBuV/m	dBuV	dB	cm	deg			1 1 2483.62	69.56	-4.44	74.00	66.15	32.98	7.25	36.82	380	272 Peak	 <p>Site: 030805-K3 Condition: FCC PART 15C 3e 3117 SN 79597 HORIZONTAL Project: RBM 1000.000MHz VBR 3000.000MHz SMT Auto Mode: 9 Plane: 2 Full-directivity: 5 PowerSetting: 41</p> <table border="1"> <thead> <tr> <th>Freq</th> <th>Level</th> <th>Over</th> <th>Limit</th> <th>ReadAntenna</th> <th>Cable Preamp</th> <th>A/Pos</th> <th>T/Pos</th> <th>Remark</th> <th>Pol/Phas</th> </tr> <tr> <th>MHz</th> <th>dBuV/m</th> <th>dB</th> <th>dBuV/m</th> <th>dBuV</th> <th>dB</th> <th>cm</th> <th>deg</th> <th></th> <th></th> </tr> </thead> <tbody> <tr> <td>1 * 2456.00</td> <td>119.92</td> <td>36.92</td> <td>74.00</td> <td>107.57</td> <td>32.96</td> <td>7.22</td> <td>36.83</td> <td>380</td> <td>272 Peak</td> </tr> </tbody> </table>	Freq	Level	Over	Limit	ReadAntenna	Cable Preamp	A/Pos	T/Pos	Remark	Pol/Phas	MHz	dBuV/m	dB	dBuV/m	dBuV	dB	cm	deg			1 * 2456.00	119.92	36.92	74.00	107.57	32.96	7.22	36.83	380	272 Peak
Freq	Level	Over	Limit	ReadAntenna	Cable Preamp	A/Pos	T/Pos	Remark	Pol/Phas																																																					
MHz	dBuV/m	dB	dBuV/m	dBuV	dB	cm	deg																																																							
1 1 2483.62	69.56	-4.44	74.00	66.15	32.98	7.25	36.82	380	272 Peak																																																					
Freq	Level	Over	Limit	ReadAntenna	Cable Preamp	A/Pos	T/Pos	Remark	Pol/Phas																																																					
MHz	dBuV/m	dB	dBuV/m	dBuV	dB	cm	deg																																																							
1 * 2456.00	119.92	36.92	74.00	107.57	32.96	7.22	36.83	380	272 Peak																																																					
<p>Avg.</p>	 <p>Site: 030805-K3 Condition: FCC PART 15C (AVG) 3e 3117 SN 79597 HORIZONTAL Project: RBM 1000.000MHz VBR 3000.000MHz SMT Auto Mode: 9 Plane: 2 Full-directivity: 5 PowerSetting: 41</p> <table border="1"> <thead> <tr> <th>Freq</th> <th>Level</th> <th>Over</th> <th>Limit</th> <th>ReadAntenna</th> <th>Cable Preamp</th> <th>A/Pos</th> <th>T/Pos</th> <th>Remark</th> <th>Pol/Phas</th> </tr> <tr> <th>MHz</th> <th>dBuV/m</th> <th>dB</th> <th>dBuV/m</th> <th>dBuV</th> <th>dB</th> <th>cm</th> <th>deg</th> <th></th> <th></th> </tr> </thead> <tbody> <tr> <td>1 1 2483.50</td> <td>52.57</td> <td>-1.43</td> <td>54.00</td> <td>49.16</td> <td>32.98</td> <td>7.25</td> <td>36.82</td> <td>380</td> <td>272 Average</td> </tr> </tbody> </table>	Freq	Level	Over	Limit	ReadAntenna	Cable Preamp	A/Pos	T/Pos	Remark	Pol/Phas	MHz	dBuV/m	dB	dBuV/m	dBuV	dB	cm	deg			1 1 2483.50	52.57	-1.43	54.00	49.16	32.98	7.25	36.82	380	272 Average	 <p>Site: 030805-K3 Condition: FCC PART 15C (AVG) 3e 3117 SN 79597 HORIZONTAL Project: RBM 1000.000MHz VBR 3000.000MHz SMT Auto Mode: 9 Plane: 2 Full-directivity: 5 PowerSetting: 41</p> <table border="1"> <thead> <tr> <th>Freq</th> <th>Level</th> <th>Over</th> <th>Limit</th> <th>ReadAntenna</th> <th>Cable Preamp</th> <th>A/Pos</th> <th>T/Pos</th> <th>Remark</th> <th>Pol/Phas</th> </tr> <tr> <th>MHz</th> <th>dBuV/m</th> <th>dB</th> <th>dBuV/m</th> <th>dBuV</th> <th>dB</th> <th>cm</th> <th>deg</th> <th></th> <th></th> </tr> </thead> <tbody> <tr> <td>1 * 2456.00</td> <td>103.62</td> <td>49.62</td> <td>54.00</td> <td>100.27</td> <td>32.96</td> <td>7.22</td> <td>36.83</td> <td>380</td> <td>272 Average</td> </tr> </tbody> </table>	Freq	Level	Over	Limit	ReadAntenna	Cable Preamp	A/Pos	T/Pos	Remark	Pol/Phas	MHz	dBuV/m	dB	dBuV/m	dBuV	dB	cm	deg			1 * 2456.00	103.62	49.62	54.00	100.27	32.96	7.22	36.83	380	272 Average
Freq	Level	Over	Limit	ReadAntenna	Cable Preamp	A/Pos	T/Pos	Remark	Pol/Phas																																																					
MHz	dBuV/m	dB	dBuV/m	dBuV	dB	cm	deg																																																							
1 1 2483.50	52.57	-1.43	54.00	49.16	32.98	7.25	36.82	380	272 Average																																																					
Freq	Level	Over	Limit	ReadAntenna	Cable Preamp	A/Pos	T/Pos	Remark	Pol/Phas																																																					
MHz	dBuV/m	dB	dBuV/m	dBuV	dB	cm	deg																																																							
1 * 2456.00	103.62	49.62	54.00	100.27	32.96	7.22	36.83	380	272 Average																																																					



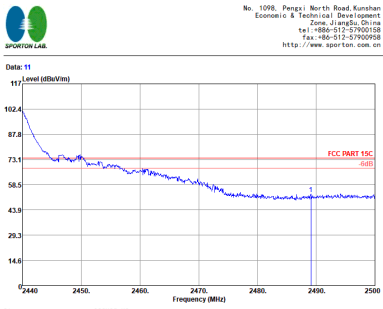
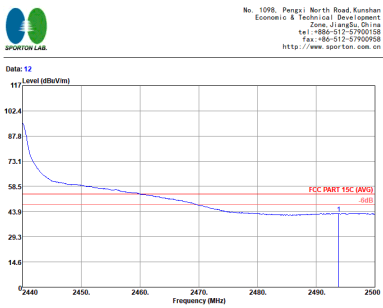
WIFI	2.4GHz 2400~2483.5MHz Fundamental @ 3m																																																																	
ANT	802.11n HT20 CH11 2462MHz																																																																	
1	Vertical	Fundamental																																																																
Peak	<p>Site : 030805-K3 Condition : FCC PART 15C 3e 3117 SN 79957 VERTICAL Project : RBM 1000 000MHz VBR 3000 000MHz SMT Auto FR1262718 Mode : 9 Plane : 2 Full-directivity : 5 IMEI : 81 PowerSetting : 5</p> <table border="1"> <thead> <tr> <th>Freq</th> <th>Level</th> <th>Over</th> <th>Limit</th> <th>ReadAntenna</th> <th>Cable Preamp</th> <th>A/Pos</th> <th>T/Pos</th> <th>Remark</th> <th>Pol/Phas</th> </tr> <tr> <th>MHz</th> <th>dBm</th> <th>dB</th> <th>dBm</th> <th>dBm</th> <th>dB</th> <th>cm</th> <th>deg</th> <th></th> <th></th> </tr> </thead> <tbody> <tr> <td>1</td> <td>2463.98</td> <td>67.53</td> <td>-4.47</td> <td>74.00</td> <td>64.12</td> <td>32.98</td> <td>7.25</td> <td>36.82</td> <td>378</td> <td>222 Peak</td> <td>VERTICAL</td> </tr> </tbody> </table>	Freq	Level	Over	Limit	ReadAntenna	Cable Preamp	A/Pos	T/Pos	Remark	Pol/Phas	MHz	dBm	dB	dBm	dBm	dB	cm	deg			1	2463.98	67.53	-4.47	74.00	64.12	32.98	7.25	36.82	378	222 Peak	VERTICAL	<p>Site : 030805-K3 Condition : FCC PART 15C 3e 3117 SN 79957 VERTICAL Project : RBM 1000 000MHz VBR 3000 000MHz SMT Auto FR1262718 Mode : 9 Plane : 2 Full-directivity : 5 IMEI : 81 PowerSetting : 5</p> <table border="1"> <thead> <tr> <th>Freq</th> <th>Level</th> <th>Over</th> <th>Limit</th> <th>ReadAntenna</th> <th>Cable Preamp</th> <th>A/Pos</th> <th>T/Pos</th> <th>Remark</th> <th>Pol/Phas</th> </tr> <tr> <th>MHz</th> <th>dBm</th> <th>dB</th> <th>dBm</th> <th>dBm</th> <th>dB</th> <th>cm</th> <th>deg</th> <th></th> <th></th> </tr> </thead> <tbody> <tr> <td>1</td> <td>2466.00</td> <td>108.39</td> <td>34.39</td> <td>74.00</td> <td>105.04</td> <td>32.96</td> <td>7.22</td> <td>36.83</td> <td>378</td> <td>222 Peak</td> <td>VERTICAL</td> </tr> </tbody> </table>	Freq	Level	Over	Limit	ReadAntenna	Cable Preamp	A/Pos	T/Pos	Remark	Pol/Phas	MHz	dBm	dB	dBm	dBm	dB	cm	deg			1	2466.00	108.39	34.39	74.00	105.04	32.96	7.22	36.83	378	222 Peak	VERTICAL
	Freq	Level	Over	Limit	ReadAntenna	Cable Preamp	A/Pos	T/Pos	Remark	Pol/Phas																																																								
MHz	dBm	dB	dBm	dBm	dB	cm	deg																																																											
1	2463.98	67.53	-4.47	74.00	64.12	32.98	7.25	36.82	378	222 Peak	VERTICAL																																																							
Freq	Level	Over	Limit	ReadAntenna	Cable Preamp	A/Pos	T/Pos	Remark	Pol/Phas																																																									
MHz	dBm	dB	dBm	dBm	dB	cm	deg																																																											
1	2466.00	108.39	34.39	74.00	105.04	32.96	7.22	36.83	378	222 Peak	VERTICAL																																																							
Avg.	<p>Site : 030805-K3 Condition : FCC PART 15C (AVG) 3e 3117 SN 79957 VERTICAL Project : RBM 1000 000MHz VBR 3000 000MHz SMT Auto FR1262718 Mode : 9 Plane : 2 Full-directivity : 5 IMEI : 81 PowerSetting : 5</p> <table border="1"> <thead> <tr> <th>Freq</th> <th>Level</th> <th>Over</th> <th>Limit</th> <th>ReadAntenna</th> <th>Cable Preamp</th> <th>A/Pos</th> <th>T/Pos</th> <th>Remark</th> <th>Pol/Phas</th> </tr> <tr> <th>MHz</th> <th>dBm</th> <th>dB</th> <th>dBm</th> <th>dBm</th> <th>dB</th> <th>cm</th> <th>deg</th> <th></th> <th></th> </tr> </thead> <tbody> <tr> <td>1</td> <td>2463.50</td> <td>50.89</td> <td>-3.11</td> <td>54.00</td> <td>47.48</td> <td>32.98</td> <td>7.25</td> <td>36.82</td> <td>378</td> <td>222 Average</td> <td>VERTICAL</td> </tr> </tbody> </table>	Freq	Level	Over	Limit	ReadAntenna	Cable Preamp	A/Pos	T/Pos	Remark	Pol/Phas	MHz	dBm	dB	dBm	dBm	dB	cm	deg			1	2463.50	50.89	-3.11	54.00	47.48	32.98	7.25	36.82	378	222 Average	VERTICAL	<p>Site : 030805-K3 Condition : FCC PART 15C (AVG) 3e 3117 SN 79957 VERTICAL Project : RBM 1000 000MHz VBR 3000 000MHz SMT Auto FR1262718 Mode : 9 Plane : 2 Full-directivity : 5 IMEI : 81 PowerSetting : 5</p> <table border="1"> <thead> <tr> <th>Freq</th> <th>Level</th> <th>Over</th> <th>Limit</th> <th>ReadAntenna</th> <th>Cable Preamp</th> <th>A/Pos</th> <th>T/Pos</th> <th>Remark</th> <th>Pol/Phas</th> </tr> <tr> <th>MHz</th> <th>dBm</th> <th>dB</th> <th>dBm</th> <th>dBm</th> <th>dB</th> <th>cm</th> <th>deg</th> <th></th> <th></th> </tr> </thead> <tbody> <tr> <td>1</td> <td>2466.00</td> <td>101.00</td> <td>47.00</td> <td>54.00</td> <td>97.65</td> <td>32.96</td> <td>7.22</td> <td>36.83</td> <td>378</td> <td>222 Average</td> <td>VERTICAL</td> </tr> </tbody> </table>	Freq	Level	Over	Limit	ReadAntenna	Cable Preamp	A/Pos	T/Pos	Remark	Pol/Phas	MHz	dBm	dB	dBm	dBm	dB	cm	deg			1	2466.00	101.00	47.00	54.00	97.65	32.96	7.22	36.83	378	222 Average	VERTICAL
	Freq	Level	Over	Limit	ReadAntenna	Cable Preamp	A/Pos	T/Pos	Remark	Pol/Phas																																																								
MHz	dBm	dB	dBm	dBm	dB	cm	deg																																																											
1	2463.50	50.89	-3.11	54.00	47.48	32.98	7.25	36.82	378	222 Average	VERTICAL																																																							
Freq	Level	Over	Limit	ReadAntenna	Cable Preamp	A/Pos	T/Pos	Remark	Pol/Phas																																																									
MHz	dBm	dB	dBm	dBm	dB	cm	deg																																																											
1	2466.00	101.00	47.00	54.00	97.65	32.96	7.22	36.83	378	222 Average	VERTICAL																																																							



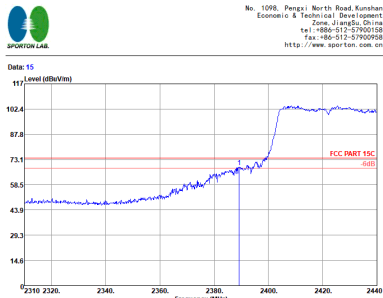
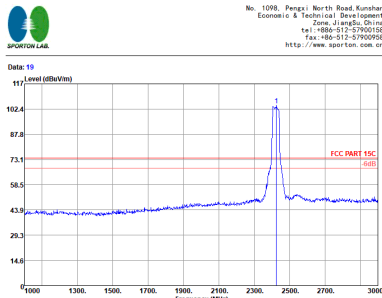
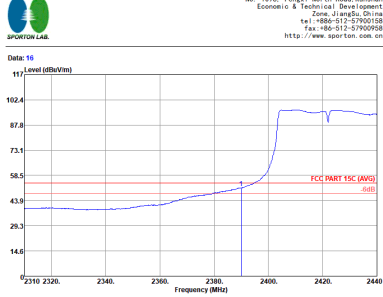
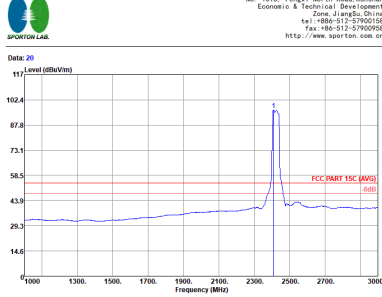
2.4GHz 2400~2483.5MHz
WIFI 802.11n HT40 (Band Edge @ 3m)

WIFI	2.4GHz 2400~2483.5MHz Band Edge @ 3m																																																									
ANT	802.11n HT40 CH03 2422MHz - L																																																									
1	Horizontal	Fundamental																																																								
Peak	<p>Site: 030805-K3 Condition: FCC PART 15C 3e 3117 5M 75957 HORIZONTAL Project: RSM 1000 000KHz VSW 3000.000KHz SRT Auto Mode: (FR)262718 Plane: X Full-directivity PowerSetting: #1</p> <table border="1"> <thead> <tr> <th>Over</th> <th>Limit</th> <th>ReadAntenna</th> <th>Cable Preamp</th> <th>A/Pos</th> <th>T/Pos</th> <th>Remark</th> <th>Pol/Phas</th> </tr> <tr> <th>MHz</th> <th>dBuV/m</th> <th>dB</th> <th>dBuV/m</th> <th>dB</th> <th>dB</th> <th>on</th> <th>deg</th> </tr> </thead> <tbody> <tr> <td>1 1</td> <td>2388.78</td> <td>-3.67</td> <td>74.00</td> <td>67.21</td> <td>32.88</td> <td>7.10</td> <td>36.86</td> <td>310</td> <td>264 Peak</td> <td>HORIZONTAL</td> </tr> </tbody> </table>	Over	Limit	ReadAntenna	Cable Preamp	A/Pos	T/Pos	Remark	Pol/Phas	MHz	dBuV/m	dB	dBuV/m	dB	dB	on	deg	1 1	2388.78	-3.67	74.00	67.21	32.88	7.10	36.86	310	264 Peak	HORIZONTAL	<p>Site: 030805-K3 Condition: FCC PART 15C 3e 3117 5M 75957 HORIZONTAL Project: RSM 1000 000KHz VSW 3000.000KHz SRT Auto Mode: (FR)262718 Plane: X Full-directivity PowerSetting: #1</p> <table border="1"> <thead> <tr> <th>Over</th> <th>Limit</th> <th>ReadAntenna</th> <th>Cable Preamp</th> <th>A/Pos</th> <th>T/Pos</th> <th>Remark</th> <th>Pol/Phas</th> </tr> <tr> <th>MHz</th> <th>dBuV/m</th> <th>dB</th> <th>dBuV/m</th> <th>dB</th> <th>dB</th> <th>on</th> <th>deg</th> </tr> </thead> <tbody> <tr> <td>1 *</td> <td>2408.00</td> <td>105.67</td> <td>31.67</td> <td>74.00</td> <td>102.49</td> <td>32.90</td> <td>7.13</td> <td>36.85</td> <td>310</td> <td>264 Peak</td> <td>HORIZONTAL</td> </tr> </tbody> </table>	Over	Limit	ReadAntenna	Cable Preamp	A/Pos	T/Pos	Remark	Pol/Phas	MHz	dBuV/m	dB	dBuV/m	dB	dB	on	deg	1 *	2408.00	105.67	31.67	74.00	102.49	32.90	7.13	36.85	310	264 Peak	HORIZONTAL	
Over	Limit	ReadAntenna	Cable Preamp	A/Pos	T/Pos	Remark	Pol/Phas																																																			
MHz	dBuV/m	dB	dBuV/m	dB	dB	on	deg																																																			
1 1	2388.78	-3.67	74.00	67.21	32.88	7.10	36.86	310	264 Peak	HORIZONTAL																																																
Over	Limit	ReadAntenna	Cable Preamp	A/Pos	T/Pos	Remark	Pol/Phas																																																			
MHz	dBuV/m	dB	dBuV/m	dB	dB	on	deg																																																			
1 *	2408.00	105.67	31.67	74.00	102.49	32.90	7.13	36.85	310	264 Peak	HORIZONTAL																																															
Avg.	<p>Site: 030805-K3 Condition: FCC PART 15C (AVG) 3e 3117 5M 75957 HORIZONTAL Project: RSM 1000 000KHz VSW 0.430KHz SRT Auto Mode: (FR)262718 Plane: X Full-directivity PowerSetting: #1</p> <table border="1"> <thead> <tr> <th>Over</th> <th>Limit</th> <th>ReadAntenna</th> <th>Cable Preamp</th> <th>A/Pos</th> <th>T/Pos</th> <th>Remark</th> <th>Pol/Phas</th> </tr> <tr> <th>MHz</th> <th>dBuV/m</th> <th>dB</th> <th>dBuV/m</th> <th>dB</th> <th>dB</th> <th>on</th> <th>deg</th> </tr> </thead> <tbody> <tr> <td>1 1</td> <td>2389.43</td> <td>52.98</td> <td>-1.02</td> <td>54.00</td> <td>49.86</td> <td>32.88</td> <td>7.10</td> <td>36.86</td> <td>310</td> <td>264 Average</td> <td>HORIZONTAL</td> </tr> </tbody> </table>	Over	Limit	ReadAntenna	Cable Preamp	A/Pos	T/Pos	Remark	Pol/Phas	MHz	dBuV/m	dB	dBuV/m	dB	dB	on	deg	1 1	2389.43	52.98	-1.02	54.00	49.86	32.88	7.10	36.86	310	264 Average	HORIZONTAL	<p>Site: 030805-K3 Condition: FCC PART 15C (AVG) 3e 3117 5M 75957 HORIZONTAL Project: RSM 1000 000KHz VSW 0.430KHz SRT Auto Mode: (FR)262718 Plane: X Full-directivity PowerSetting: #1</p> <table border="1"> <thead> <tr> <th>Over</th> <th>Limit</th> <th>ReadAntenna</th> <th>Cable Preamp</th> <th>A/Pos</th> <th>T/Pos</th> <th>Remark</th> <th>Pol/Phas</th> </tr> <tr> <th>MHz</th> <th>dBuV/m</th> <th>dB</th> <th>dBuV/m</th> <th>dB</th> <th>dB</th> <th>on</th> <th>deg</th> </tr> </thead> <tbody> <tr> <td>1 *</td> <td>2404.00</td> <td>98.22</td> <td>44.22</td> <td>54.00</td> <td>95.04</td> <td>32.90</td> <td>7.13</td> <td>36.85</td> <td>310</td> <td>264 Average</td> <td>HORIZONTAL</td> </tr> </tbody> </table>	Over	Limit	ReadAntenna	Cable Preamp	A/Pos	T/Pos	Remark	Pol/Phas	MHz	dBuV/m	dB	dBuV/m	dB	dB	on	deg	1 *	2404.00	98.22	44.22	54.00	95.04	32.90	7.13	36.85	310	264 Average	HORIZONTAL
Over	Limit	ReadAntenna	Cable Preamp	A/Pos	T/Pos	Remark	Pol/Phas																																																			
MHz	dBuV/m	dB	dBuV/m	dB	dB	on	deg																																																			
1 1	2389.43	52.98	-1.02	54.00	49.86	32.88	7.10	36.86	310	264 Average	HORIZONTAL																																															
Over	Limit	ReadAntenna	Cable Preamp	A/Pos	T/Pos	Remark	Pol/Phas																																																			
MHz	dBuV/m	dB	dBuV/m	dB	dB	on	deg																																																			
1 *	2404.00	98.22	44.22	54.00	95.04	32.90	7.13	36.85	310	264 Average	HORIZONTAL																																															



WIFI	2.4GHz 2400~2483.5MHz Band Edge @ 3m																																	
ANT	802.11n HT40 CH03 2422MHz - R																																	
1	Horizontal	Fundamental																																
<p>Peak</p>	 <p>Site : 030805-K3 Condition : FCC PART 15C 3m 3117 SN 79957 HORIZONTAL Project : RBM 1000 000KHz VBR 3000 000KHz SRT Auto EPR 262718 Mode : 10 Plane : X Polarization : Full-directivity IMEI : #1 PowerSetting : #1</p> <table border="1"> <thead> <tr> <th>Freq</th> <th>Level</th> <th>Limit</th> <th>ReadAntenna</th> <th>Cable</th> <th>Preamp</th> <th>A/Pos</th> <th>T/Pos</th> <th>Remark</th> <th>Pol/Phas</th> </tr> <tr> <th>MHz</th> <th>dBuV/m</th> <th>dB</th> <th>dBuV/m</th> <th>dB</th> <th>dB</th> <th>cm</th> <th>deg</th> <th></th> <th></th> </tr> </thead> <tbody> <tr> <td>1</td> <td>2493.08</td> <td>53.12</td> <td>-20.88</td> <td>74.00</td> <td>49.68</td> <td>33.00</td> <td>7.25</td> <td>30.81</td> <td>310</td> <td>264 Peak</td> <td>HORIZONTAL</td> </tr> </tbody> </table>	Freq	Level	Limit	ReadAntenna	Cable	Preamp	A/Pos	T/Pos	Remark	Pol/Phas	MHz	dBuV/m	dB	dBuV/m	dB	dB	cm	deg			1	2493.08	53.12	-20.88	74.00	49.68	33.00	7.25	30.81	310	264 Peak	HORIZONTAL	<p>Left Blank</p>
Freq	Level	Limit	ReadAntenna	Cable	Preamp	A/Pos	T/Pos	Remark	Pol/Phas																									
MHz	dBuV/m	dB	dBuV/m	dB	dB	cm	deg																											
1	2493.08	53.12	-20.88	74.00	49.68	33.00	7.25	30.81	310	264 Peak	HORIZONTAL																							
<p>Avg.</p>	 <p>Site : 030805-K3 Condition : FCC PART 15C (Ave) 3m 3117 SN 79957 HORIZONTAL Project : RBM 1000 000KHz VBR 0.4300KHz SRT Auto EPR 262718 Mode : 10 Plane : X Polarization : Full-directivity IMEI : #1 PowerSetting : #1</p> <table border="1"> <thead> <tr> <th>Freq</th> <th>Level</th> <th>Limit</th> <th>ReadAntenna</th> <th>Cable</th> <th>Preamp</th> <th>A/Pos</th> <th>T/Pos</th> <th>Remark</th> <th>Pol/Phas</th> </tr> <tr> <th>MHz</th> <th>dBuV/m</th> <th>dB</th> <th>dBuV/m</th> <th>dB</th> <th>dB</th> <th>cm</th> <th>deg</th> <th></th> <th></th> </tr> </thead> <tbody> <tr> <td>1</td> <td>2493.82</td> <td>42.74</td> <td>-11.26</td> <td>54.00</td> <td>39.27</td> <td>33.00</td> <td>7.28</td> <td>30.81</td> <td>310</td> <td>264 Average</td> <td>HORIZONTAL</td> </tr> </tbody> </table>	Freq	Level	Limit	ReadAntenna	Cable	Preamp	A/Pos	T/Pos	Remark	Pol/Phas	MHz	dBuV/m	dB	dBuV/m	dB	dB	cm	deg			1	2493.82	42.74	-11.26	54.00	39.27	33.00	7.28	30.81	310	264 Average	HORIZONTAL	<p>Left Blank</p>
Freq	Level	Limit	ReadAntenna	Cable	Preamp	A/Pos	T/Pos	Remark	Pol/Phas																									
MHz	dBuV/m	dB	dBuV/m	dB	dB	cm	deg																											
1	2493.82	42.74	-11.26	54.00	39.27	33.00	7.28	30.81	310	264 Average	HORIZONTAL																							

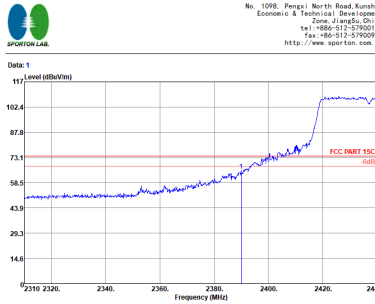
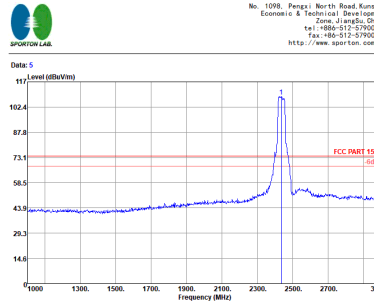
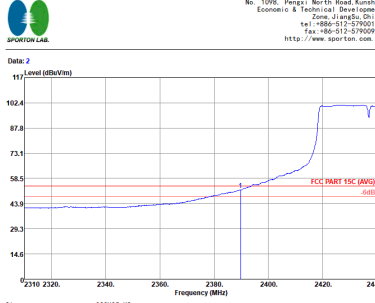
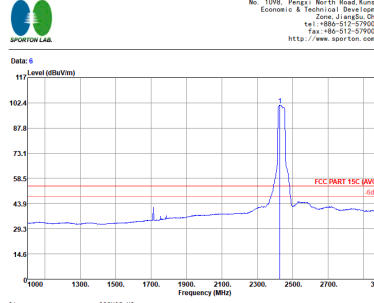


WIFI	2.4GHz 2400~2483.5MHz Band Edge @ 3m																																																																			
ANT	802.11n HT40 CH03 2422MHz - L																																																																			
1	Vertical	Fundamental																																																																		
<p>Peak</p>	 <p>No. 1098, Pengzi North Road, Kunshan Economic & Technical Development Zone, Jiangsu China tel: +86-512-57900958 fax: +86-512-57900958 http://www.sporton.com.cn</p> <p>Site : 030H05-K3 Condition : FCC PART 15C 3e 3117 5N 79597 VERTICAL Project : RBM 1000 000MHz VBR 3000 000MHz SMT Auto Mode : FRU 262718 Plane : 10 Full-directivity : 2 Powerstting : #1</p> <table border="1"> <thead> <tr> <th>Freq</th> <th>Level</th> <th>Over</th> <th>Limit</th> <th>ReadAntenna</th> <th>Cable</th> <th>Preamp</th> <th>A/Pos</th> <th>T/Pos</th> <th>Remark</th> <th>Pol/Phas</th> </tr> <tr> <th>MHz</th> <th>dBm</th> <th>dB</th> <th>dBm</th> <th>dBm</th> <th>dBm</th> <th>dB</th> <th>cm</th> <th>deg</th> <th></th> <th></th> </tr> </thead> <tbody> <tr> <td>1 1 2389.17</td> <td>68.75</td> <td>-5.25</td> <td>74.00</td> <td>65.63</td> <td>32.88</td> <td>7.10</td> <td>36.86</td> <td>392</td> <td>232 Peak</td> <td>VERTICAL</td> </tr> </tbody> </table>	Freq	Level	Over	Limit	ReadAntenna	Cable	Preamp	A/Pos	T/Pos	Remark	Pol/Phas	MHz	dBm	dB	dBm	dBm	dBm	dB	cm	deg			1 1 2389.17	68.75	-5.25	74.00	65.63	32.88	7.10	36.86	392	232 Peak	VERTICAL	 <p>No. 1098, Pengzi North Road, Kunshan Economic & Technical Development Zone, Jiangsu China tel: +86-512-57900958 fax: +86-512-57900958 http://www.sporton.com.cn</p> <p>Site : 030H05-K3 Condition : FCC PART 15C 3e 3117 5N 79597 VERTICAL Project : RBM 1000 000MHz VBR 3000 000MHz SMT Auto Mode : FRU 262718 Plane : 10 Full-directivity : 2 Powerstting : #1</p> <table border="1"> <thead> <tr> <th>Freq</th> <th>Level</th> <th>Over</th> <th>Limit</th> <th>ReadAntenna</th> <th>Cable</th> <th>Preamp</th> <th>A/Pos</th> <th>T/Pos</th> <th>Remark</th> <th>Pol/Phas</th> </tr> <tr> <th>MHz</th> <th>dBm</th> <th>dB</th> <th>dBm</th> <th>dBm</th> <th>dBm</th> <th>dB</th> <th>cm</th> <th>deg</th> <th></th> <th></th> </tr> </thead> <tbody> <tr> <td>1 1 2426.00</td> <td>104.50</td> <td>30.50</td> <td>74.00</td> <td>101.27</td> <td>32.92</td> <td>7.16</td> <td>36.85</td> <td>392</td> <td>232 Peak</td> <td>VERTICAL</td> </tr> </tbody> </table>	Freq	Level	Over	Limit	ReadAntenna	Cable	Preamp	A/Pos	T/Pos	Remark	Pol/Phas	MHz	dBm	dB	dBm	dBm	dBm	dB	cm	deg			1 1 2426.00	104.50	30.50	74.00	101.27	32.92	7.16	36.85	392	232 Peak	VERTICAL
Freq	Level	Over	Limit	ReadAntenna	Cable	Preamp	A/Pos	T/Pos	Remark	Pol/Phas																																																										
MHz	dBm	dB	dBm	dBm	dBm	dB	cm	deg																																																												
1 1 2389.17	68.75	-5.25	74.00	65.63	32.88	7.10	36.86	392	232 Peak	VERTICAL																																																										
Freq	Level	Over	Limit	ReadAntenna	Cable	Preamp	A/Pos	T/Pos	Remark	Pol/Phas																																																										
MHz	dBm	dB	dBm	dBm	dBm	dB	cm	deg																																																												
1 1 2426.00	104.50	30.50	74.00	101.27	32.92	7.16	36.85	392	232 Peak	VERTICAL																																																										
<p>Avg.</p>	 <p>No. 1098, Pengzi North Road, Kunshan Economic & Technical Development Zone, Jiangsu China tel: +86-512-57900958 fax: +86-512-57900958 http://www.sporton.com.cn</p> <p>Site : 030H05-K3 Condition : FCC PART 15C (AVG) 3e 3117 5N 79597 VERTICAL Project : RBM 1000 000MHz VBR 3000 000MHz SMT Auto Mode : FRU 262718 Plane : 10 Full-directivity : 2 Powerstting : #1</p> <table border="1"> <thead> <tr> <th>Freq</th> <th>Level</th> <th>Over</th> <th>Limit</th> <th>ReadAntenna</th> <th>Cable</th> <th>Preamp</th> <th>A/Pos</th> <th>T/Pos</th> <th>Remark</th> <th>Pol/Phas</th> </tr> <tr> <th>MHz</th> <th>dBm</th> <th>dB</th> <th>dBm</th> <th>dBm</th> <th>dBm</th> <th>dB</th> <th>cm</th> <th>deg</th> <th></th> <th></th> </tr> </thead> <tbody> <tr> <td>1 1 2389.95</td> <td>51.33</td> <td>-2.67</td> <td>54.00</td> <td>48.21</td> <td>32.88</td> <td>7.10</td> <td>36.86</td> <td>392</td> <td>232 Average</td> <td>VERTICAL</td> </tr> </tbody> </table>	Freq	Level	Over	Limit	ReadAntenna	Cable	Preamp	A/Pos	T/Pos	Remark	Pol/Phas	MHz	dBm	dB	dBm	dBm	dBm	dB	cm	deg			1 1 2389.95	51.33	-2.67	54.00	48.21	32.88	7.10	36.86	392	232 Average	VERTICAL	 <p>No. 1098, Pengzi North Road, Kunshan Economic & Technical Development Zone, Jiangsu China tel: +86-512-57900958 fax: +86-512-57900958 http://www.sporton.com.cn</p> <p>Site : 030H05-K3 Condition : FCC PART 15C (AVG) 3e 3117 5N 79597 VERTICAL Project : RBM 1000 000MHz VBR 3000 000MHz SMT Auto Mode : FRU 262718 Plane : 10 Full-directivity : 2 Powerstting : #1</p> <table border="1"> <thead> <tr> <th>Freq</th> <th>Level</th> <th>Over</th> <th>Limit</th> <th>ReadAntenna</th> <th>Cable</th> <th>Preamp</th> <th>A/Pos</th> <th>T/Pos</th> <th>Remark</th> <th>Pol/Phas</th> </tr> <tr> <th>MHz</th> <th>dBm</th> <th>dB</th> <th>dBm</th> <th>dBm</th> <th>dBm</th> <th>dB</th> <th>cm</th> <th>deg</th> <th></th> <th></th> </tr> </thead> <tbody> <tr> <td>1 1 2410.00</td> <td>96.49</td> <td>42.49</td> <td>54.00</td> <td>93.31</td> <td>32.90</td> <td>7.13</td> <td>36.85</td> <td>392</td> <td>232 Average</td> <td>VERTICAL</td> </tr> </tbody> </table>	Freq	Level	Over	Limit	ReadAntenna	Cable	Preamp	A/Pos	T/Pos	Remark	Pol/Phas	MHz	dBm	dB	dBm	dBm	dBm	dB	cm	deg			1 1 2410.00	96.49	42.49	54.00	93.31	32.90	7.13	36.85	392	232 Average	VERTICAL
Freq	Level	Over	Limit	ReadAntenna	Cable	Preamp	A/Pos	T/Pos	Remark	Pol/Phas																																																										
MHz	dBm	dB	dBm	dBm	dBm	dB	cm	deg																																																												
1 1 2389.95	51.33	-2.67	54.00	48.21	32.88	7.10	36.86	392	232 Average	VERTICAL																																																										
Freq	Level	Over	Limit	ReadAntenna	Cable	Preamp	A/Pos	T/Pos	Remark	Pol/Phas																																																										
MHz	dBm	dB	dBm	dBm	dBm	dB	cm	deg																																																												
1 1 2410.00	96.49	42.49	54.00	93.31	32.90	7.13	36.85	392	232 Average	VERTICAL																																																										



WIFI	2.4GHz 2400~2483.5MHz Band Edge @ 3m																																					
ANT	802.11n HT40 CH03 2422MHz - R																																					
1	Vertical	Fundamental																																				
<p>Peak</p>	<p>No. 1098, Pengzi North Road, Kunshan Economic & Technical Development Zone, Jiangsu China tel: +86-512-57900158 fax: +86-512-57900958 http://www.sporton.com.cn</p> <p>Site : 030805-K3 Condition : FCC PART 15C 3m 3117 SN 75957 VERTICAL Project : RSM 1000 000MHz VSW: 3000.000MHz SMT Auto FRU:262718 Mode : V Plane : X MEI : Full-directivity PowerSetting : #1</p> <table border="1"> <thead> <tr> <th>Freq</th> <th>Level</th> <th>Limit</th> <th>Line</th> <th>Level</th> <th>Factor</th> <th>Loss</th> <th>Factor</th> <th>A/Pos</th> <th>T/Pos</th> <th>Remark</th> <th>Pol/Phas</th> </tr> <tr> <th>MHz</th> <th>dBuV/m</th> <th>dB</th> <th>dBuV/m</th> <th>dBuV/m</th> <th>dB</th> <th>dB</th> <th>dB</th> <th>cm</th> <th>deg</th> <th></th> <th></th> </tr> </thead> <tbody> <tr> <td>1</td> <td>2483.50</td> <td>52.37</td> <td>-21.63</td> <td>74.00</td> <td>48.96</td> <td>32.98</td> <td>7.25</td> <td>36.82</td> <td>392</td> <td>232 Peak</td> <td>VERTICAL</td> </tr> </tbody> </table>	Freq	Level	Limit	Line	Level	Factor	Loss	Factor	A/Pos	T/Pos	Remark	Pol/Phas	MHz	dBuV/m	dB	dBuV/m	dBuV/m	dB	dB	dB	cm	deg			1	2483.50	52.37	-21.63	74.00	48.96	32.98	7.25	36.82	392	232 Peak	VERTICAL	<p>Left blank</p>
Freq	Level	Limit	Line	Level	Factor	Loss	Factor	A/Pos	T/Pos	Remark	Pol/Phas																											
MHz	dBuV/m	dB	dBuV/m	dBuV/m	dB	dB	dB	cm	deg																													
1	2483.50	52.37	-21.63	74.00	48.96	32.98	7.25	36.82	392	232 Peak	VERTICAL																											
<p>Avg.</p>	<p>No. 1098, Pengzi North Road, Kunshan Economic & Technical Development Zone, Jiangsu China tel: +86-512-57900158 fax: +86-512-57900958 http://www.sporton.com.cn</p> <p>Site : 030805-K3 Condition : FCC PART 15C (AVG) 3m 3117 SN 75957 VERTICAL Project : RSM 1000 000MHz VSW: 3.430MHz SMT Auto FRU:262718 Mode : V Plane : X MEI : Full-directivity PowerSetting : #1</p> <table border="1"> <thead> <tr> <th>Freq</th> <th>Level</th> <th>Limit</th> <th>Line</th> <th>Level</th> <th>Factor</th> <th>Loss</th> <th>Factor</th> <th>A/Pos</th> <th>T/Pos</th> <th>Remark</th> <th>Pol/Phas</th> </tr> <tr> <th>MHz</th> <th>dBuV/m</th> <th>dB</th> <th>dBuV/m</th> <th>dBuV/m</th> <th>dB</th> <th>dB</th> <th>dB</th> <th>cm</th> <th>deg</th> <th></th> <th></th> </tr> </thead> <tbody> <tr> <td>1</td> <td>2483.98</td> <td>41.69</td> <td>-12.31</td> <td>54.00</td> <td>38.28</td> <td>32.98</td> <td>7.25</td> <td>36.82</td> <td>392</td> <td>232 Average</td> <td>VERTICAL</td> </tr> </tbody> </table>	Freq	Level	Limit	Line	Level	Factor	Loss	Factor	A/Pos	T/Pos	Remark	Pol/Phas	MHz	dBuV/m	dB	dBuV/m	dBuV/m	dB	dB	dB	cm	deg			1	2483.98	41.69	-12.31	54.00	38.28	32.98	7.25	36.82	392	232 Average	VERTICAL	<p>Left blank</p>
Freq	Level	Limit	Line	Level	Factor	Loss	Factor	A/Pos	T/Pos	Remark	Pol/Phas																											
MHz	dBuV/m	dB	dBuV/m	dBuV/m	dB	dB	dB	cm	deg																													
1	2483.98	41.69	-12.31	54.00	38.28	32.98	7.25	36.82	392	232 Average	VERTICAL																											



WIFI	2.4GHz 2400~2483.5MHz Band Edge @ 3m																																																																	
ANT	802.11n HT40 CH06 2437MHz - L																																																																	
1	Horizontal	Fundamental																																																																
Peak	 <p>Site : 030H05-K3 Condition : FCC PART 15C 3e 3117 SN 79957 HORIZONTAL Project : R8B 1000 000KHz VBR 3000 000KHz SMT Auto Mode : FR1262718 Plane : H Full-directivity : E PowerSetting : 0</p> <table border="1"> <thead> <tr> <th>Freq</th> <th>Level</th> <th>Limit</th> <th>Line</th> <th>Level Factor</th> <th>Loss Factor</th> <th>A/Pos</th> <th>T/Pos</th> <th>Remark</th> <th>Pol/Phas</th> </tr> <tr> <th>MHz</th> <th>dBuV/m</th> <th>dB</th> <th>dBuV/m</th> <th>dB</th> <th>dB</th> <th>cm</th> <th>deg</th> <th></th> <th></th> </tr> </thead> <tbody> <tr> <td>1</td> <td>2389.95</td> <td>65.49</td> <td>-8.91</td> <td>74.00</td> <td>62.37</td> <td>32.88</td> <td>7.10</td> <td>36.86</td> <td>386</td> <td>276 Peak</td> <td>HORIZONTAL</td> </tr> </tbody> </table>	Freq	Level	Limit	Line	Level Factor	Loss Factor	A/Pos	T/Pos	Remark	Pol/Phas	MHz	dBuV/m	dB	dBuV/m	dB	dB	cm	deg			1	2389.95	65.49	-8.91	74.00	62.37	32.88	7.10	36.86	386	276 Peak	HORIZONTAL	 <p>Site : 030H05-K3 Condition : FCC PART 15C 3e 3117 SN 79957 HORIZONTAL Project : R8B 1000 000KHz VBR 3000 000KHz SMT Auto Mode : FR1262718 Plane : H Full-directivity : E PowerSetting : 0</p> <table border="1"> <thead> <tr> <th>Freq</th> <th>Level</th> <th>Limit</th> <th>Line</th> <th>Level Factor</th> <th>Loss Factor</th> <th>A/Pos</th> <th>T/Pos</th> <th>Remark</th> <th>Pol/Phas</th> </tr> <tr> <th>MHz</th> <th>dBuV/m</th> <th>dB</th> <th>dBuV/m</th> <th>dB</th> <th>dB</th> <th>cm</th> <th>deg</th> <th></th> <th></th> </tr> </thead> <tbody> <tr> <td>1</td> <td>2436.00</td> <td>108.50</td> <td>34.50</td> <td>74.00</td> <td>105.24</td> <td>32.92</td> <td>7.19</td> <td>36.85</td> <td>386</td> <td>276 Peak</td> <td>HORIZONTAL</td> </tr> </tbody> </table>	Freq	Level	Limit	Line	Level Factor	Loss Factor	A/Pos	T/Pos	Remark	Pol/Phas	MHz	dBuV/m	dB	dBuV/m	dB	dB	cm	deg			1	2436.00	108.50	34.50	74.00	105.24	32.92	7.19	36.85	386	276 Peak	HORIZONTAL
Freq	Level	Limit	Line	Level Factor	Loss Factor	A/Pos	T/Pos	Remark	Pol/Phas																																																									
MHz	dBuV/m	dB	dBuV/m	dB	dB	cm	deg																																																											
1	2389.95	65.49	-8.91	74.00	62.37	32.88	7.10	36.86	386	276 Peak	HORIZONTAL																																																							
Freq	Level	Limit	Line	Level Factor	Loss Factor	A/Pos	T/Pos	Remark	Pol/Phas																																																									
MHz	dBuV/m	dB	dBuV/m	dB	dB	cm	deg																																																											
1	2436.00	108.50	34.50	74.00	105.24	32.92	7.19	36.85	386	276 Peak	HORIZONTAL																																																							
Avg.	 <p>Site : 030H05-K3 Condition : FCC PART 15C (AVG) 3e 3117 SN 79957 HORIZONTAL Project : R8B 1000 000KHz VBR 0.4300KHz SMT Auto Mode : FR1262718 Plane : H Full-directivity : E PowerSetting : 0</p> <table border="1"> <thead> <tr> <th>Freq</th> <th>Level</th> <th>Limit</th> <th>Line</th> <th>Level Factor</th> <th>Loss Factor</th> <th>A/Pos</th> <th>T/Pos</th> <th>Remark</th> <th>Pol/Phas</th> </tr> <tr> <th>MHz</th> <th>dBuV/m</th> <th>dB</th> <th>dBuV/m</th> <th>dB</th> <th>dB</th> <th>cm</th> <th>deg</th> <th></th> <th></th> </tr> </thead> <tbody> <tr> <td>1</td> <td>2389.69</td> <td>51.85</td> <td>-2.15</td> <td>54.00</td> <td>48.73</td> <td>32.88</td> <td>7.10</td> <td>36.86</td> <td>386</td> <td>276 Average</td> <td>HORIZONTAL</td> </tr> </tbody> </table>	Freq	Level	Limit	Line	Level Factor	Loss Factor	A/Pos	T/Pos	Remark	Pol/Phas	MHz	dBuV/m	dB	dBuV/m	dB	dB	cm	deg			1	2389.69	51.85	-2.15	54.00	48.73	32.88	7.10	36.86	386	276 Average	HORIZONTAL	 <p>Site : 030H05-K3 Condition : FCC PART 15C (AVG) 3e 3117 SN 79957 HORIZONTAL Project : R8B 1000 000KHz VBR 0.4300KHz SMT Auto Mode : FR1262718 Plane : H Full-directivity : E PowerSetting : 0</p> <table border="1"> <thead> <tr> <th>Freq</th> <th>Level</th> <th>Limit</th> <th>Line</th> <th>Level Factor</th> <th>Loss Factor</th> <th>A/Pos</th> <th>T/Pos</th> <th>Remark</th> <th>Pol/Phas</th> </tr> <tr> <th>MHz</th> <th>dBuV/m</th> <th>dB</th> <th>dBuV/m</th> <th>dB</th> <th>dB</th> <th>cm</th> <th>deg</th> <th></th> <th></th> </tr> </thead> <tbody> <tr> <td>1</td> <td>2428.00</td> <td>100.98</td> <td>46.98</td> <td>54.00</td> <td>97.75</td> <td>32.92</td> <td>7.16</td> <td>36.85</td> <td>386</td> <td>276 Average</td> <td>HORIZONTAL</td> </tr> </tbody> </table>	Freq	Level	Limit	Line	Level Factor	Loss Factor	A/Pos	T/Pos	Remark	Pol/Phas	MHz	dBuV/m	dB	dBuV/m	dB	dB	cm	deg			1	2428.00	100.98	46.98	54.00	97.75	32.92	7.16	36.85	386	276 Average	HORIZONTAL
Freq	Level	Limit	Line	Level Factor	Loss Factor	A/Pos	T/Pos	Remark	Pol/Phas																																																									
MHz	dBuV/m	dB	dBuV/m	dB	dB	cm	deg																																																											
1	2389.69	51.85	-2.15	54.00	48.73	32.88	7.10	36.86	386	276 Average	HORIZONTAL																																																							
Freq	Level	Limit	Line	Level Factor	Loss Factor	A/Pos	T/Pos	Remark	Pol/Phas																																																									
MHz	dBuV/m	dB	dBuV/m	dB	dB	cm	deg																																																											
1	2428.00	100.98	46.98	54.00	97.75	32.92	7.16	36.85	386	276 Average	HORIZONTAL																																																							

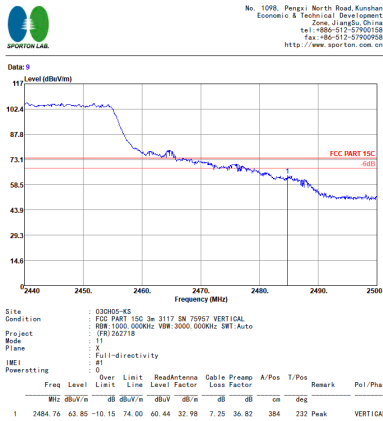
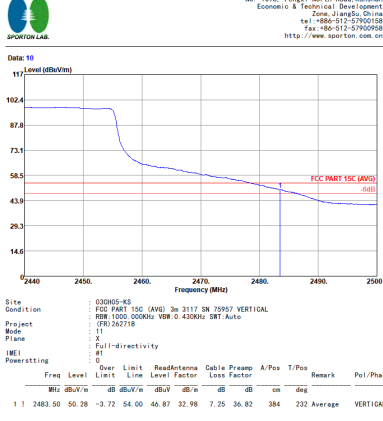


WIFI	2.4GHz 2400~2483.5MHz Band Edge @ 3m																														
ANT	802.11n HT40 CH06 2437MHz - R																														
1	Horizontal	Fundamental																													
<p>Peak</p>	<p>No. 1098, Pengzi North Road, Kunshan Economic & Technical Development Zone, Jiangsu China tel: +86-512-57900158 fax: +86-512-57900958 http://www.sporton.com.cn</p> <p>Site : 030805-K3 Condition : FCC PART 15C 3m 3117 SN 75957 HORIZONTAL Project : RSM 1000.000MHz VSW: 3000.000MHz SMT Auto FRU:262718 Mode : II Plane : X Polarization : Full-directivity IMEI : 81 PowerSetting : 0</p> <table border="1"> <thead> <tr> <th>Freq</th> <th>Level</th> <th>Limit</th> <th>ReadAntenna</th> <th>Cable Preamp</th> <th>A/Pos</th> <th>T/Pos</th> <th>Remark</th> <th>Pol/Phas</th> </tr> <tr> <th>MHz</th> <th>dBuV/m</th> <th>dB</th> <th>dBuV/m</th> <th>dB</th> <th>dB</th> <th>cm</th> <th>deg</th> <th></th> </tr> </thead> <tbody> <tr> <td>1 2483.50</td> <td>65.31</td> <td>-8.49</td> <td>74.00</td> <td>61.90</td> <td>32.98</td> <td>7.25</td> <td>36.82</td> <td>386</td> <td>276 Peak</td> <td>HORIZONTAL</td> </tr> </tbody> </table>	Freq	Level	Limit	ReadAntenna	Cable Preamp	A/Pos	T/Pos	Remark	Pol/Phas	MHz	dBuV/m	dB	dBuV/m	dB	dB	cm	deg		1 2483.50	65.31	-8.49	74.00	61.90	32.98	7.25	36.82	386	276 Peak	HORIZONTAL	<p>Left blank</p>
Freq	Level	Limit	ReadAntenna	Cable Preamp	A/Pos	T/Pos	Remark	Pol/Phas																							
MHz	dBuV/m	dB	dBuV/m	dB	dB	cm	deg																								
1 2483.50	65.31	-8.49	74.00	61.90	32.98	7.25	36.82	386	276 Peak	HORIZONTAL																					
<p>Avg.</p>	<p>No. 1098, Pengzi North Road, Kunshan Economic & Technical Development Zone, Jiangsu China tel: +86-512-57900158 fax: +86-512-57900958 http://www.sporton.com.cn</p> <p>Site : 030805-K3 Condition : FCC PART 15C (Ave) 3m 3117 SN 75957 HORIZONTAL Project : RSM 1000.000MHz VSW: 3.430MHz SMT Auto FRU:262718 Mode : II Plane : X Polarization : Full-directivity IMEI : 81 PowerSetting : 0</p> <table border="1"> <thead> <tr> <th>Freq</th> <th>Level</th> <th>Limit</th> <th>ReadAntenna</th> <th>Cable Preamp</th> <th>A/Pos</th> <th>T/Pos</th> <th>Remark</th> <th>Pol/Phas</th> </tr> <tr> <th>MHz</th> <th>dBuV/m</th> <th>dB</th> <th>dBuV/m</th> <th>dB</th> <th>dB</th> <th>cm</th> <th>deg</th> <th></th> </tr> </thead> <tbody> <tr> <td>1 2483.50</td> <td>52.87</td> <td>-1.13</td> <td>54.00</td> <td>49.46</td> <td>32.98</td> <td>7.25</td> <td>36.82</td> <td>386</td> <td>276 Average</td> <td>HORIZONTAL</td> </tr> </tbody> </table>	Freq	Level	Limit	ReadAntenna	Cable Preamp	A/Pos	T/Pos	Remark	Pol/Phas	MHz	dBuV/m	dB	dBuV/m	dB	dB	cm	deg		1 2483.50	52.87	-1.13	54.00	49.46	32.98	7.25	36.82	386	276 Average	HORIZONTAL	<p>Left blank</p>
Freq	Level	Limit	ReadAntenna	Cable Preamp	A/Pos	T/Pos	Remark	Pol/Phas																							
MHz	dBuV/m	dB	dBuV/m	dB	dB	cm	deg																								
1 2483.50	52.87	-1.13	54.00	49.46	32.98	7.25	36.82	386	276 Average	HORIZONTAL																					



WIFI	2.4GHz 2400~2483.5MHz Band Edge @ 3m																																																																			
ANT	802.11n HT40 CH06 2437MHz - L																																																																			
1	Vertical	Fundamental																																																																		
<p>Peak</p>	<p>No. 1098, Pengzi North Road, Kunshan Economic & Technical Development Zone, Jiangsu China tel: +86-512-57900958 fax: +86-512-57900958 http://www.sporton.com.cn</p> <p>Site : 030H05-K3 Condition : FCC PART 15C 3e 3117.5N 79507 VERTICAL Project : RSM 1000.000MHz VBR:3000.000MHz SMT:Auto Mode : II Plane : E Full-directivity Powerstting : 0</p> <table border="1"> <thead> <tr> <th>Freq</th> <th>Level</th> <th>Over</th> <th>Limit</th> <th>ReadAntenna</th> <th>Cable</th> <th>Preamp</th> <th>A/Pos</th> <th>T/Pos</th> <th>Remark</th> <th>Pol/Phas</th> </tr> <tr> <th>MHz</th> <th>dBm</th> <th>dB</th> <th>dBm</th> <th>dBm</th> <th>dB</th> <th>dB</th> <th>cm</th> <th>deg</th> <th></th> <th></th> </tr> </thead> <tbody> <tr> <td>1 2389.82</td> <td>63.30</td> <td>-10.70</td> <td>74.00</td> <td>60.16</td> <td>32.88</td> <td>7.10</td> <td>36.86</td> <td>384</td> <td>232 Peak</td> <td>VERTICAL</td> </tr> </tbody> </table>	Freq	Level	Over	Limit	ReadAntenna	Cable	Preamp	A/Pos	T/Pos	Remark	Pol/Phas	MHz	dBm	dB	dBm	dBm	dB	dB	cm	deg			1 2389.82	63.30	-10.70	74.00	60.16	32.88	7.10	36.86	384	232 Peak	VERTICAL	<p>No. 1098, Pengzi North Road, Kunshan Economic & Technical Development Zone, Jiangsu China tel: +86-512-57900958 fax: +86-512-57900958 http://www.sporton.com.cn</p> <p>Site : 030H05-K3 Condition : FCC PART 15C 3e 3117.5N 79507 VERTICAL Project : RSM 1000.000MHz VBR:3000.000MHz SMT:Auto Mode : II Plane : E Full-directivity Powerstting : 0</p> <table border="1"> <thead> <tr> <th>Freq</th> <th>Level</th> <th>Over</th> <th>Limit</th> <th>ReadAntenna</th> <th>Cable</th> <th>Preamp</th> <th>A/Pos</th> <th>T/Pos</th> <th>Remark</th> <th>Pol/Phas</th> </tr> <tr> <th>MHz</th> <th>dBm</th> <th>dB</th> <th>dBm</th> <th>dBm</th> <th>dB</th> <th>dB</th> <th>cm</th> <th>deg</th> <th></th> <th></th> </tr> </thead> <tbody> <tr> <td>1 * 2434.00</td> <td>104.58</td> <td>32.58</td> <td>74.00</td> <td>103.35</td> <td>32.92</td> <td>7.16</td> <td>36.85</td> <td>384</td> <td>232 Peak</td> <td>VERTICAL</td> </tr> </tbody> </table>	Freq	Level	Over	Limit	ReadAntenna	Cable	Preamp	A/Pos	T/Pos	Remark	Pol/Phas	MHz	dBm	dB	dBm	dBm	dB	dB	cm	deg			1 * 2434.00	104.58	32.58	74.00	103.35	32.92	7.16	36.85	384	232 Peak	VERTICAL
Freq	Level	Over	Limit	ReadAntenna	Cable	Preamp	A/Pos	T/Pos	Remark	Pol/Phas																																																										
MHz	dBm	dB	dBm	dBm	dB	dB	cm	deg																																																												
1 2389.82	63.30	-10.70	74.00	60.16	32.88	7.10	36.86	384	232 Peak	VERTICAL																																																										
Freq	Level	Over	Limit	ReadAntenna	Cable	Preamp	A/Pos	T/Pos	Remark	Pol/Phas																																																										
MHz	dBm	dB	dBm	dBm	dB	dB	cm	deg																																																												
1 * 2434.00	104.58	32.58	74.00	103.35	32.92	7.16	36.85	384	232 Peak	VERTICAL																																																										
<p>Avg.</p>	<p>No. 1098, Pengzi North Road, Kunshan Economic & Technical Development Zone, Jiangsu China tel: +86-512-57900958 fax: +86-512-57900958 http://www.sporton.com.cn</p> <p>Site : 030H05-K3 Condition : FCC PART 15C (AVG) 3e 3117.5N 79507 VERTICAL Project : RSM 1000.000MHz VBR:3000.000MHz SMT:Auto Mode : II Plane : E Full-directivity Powerstting : 0</p> <table border="1"> <thead> <tr> <th>Freq</th> <th>Level</th> <th>Over</th> <th>Limit</th> <th>ReadAntenna</th> <th>Cable</th> <th>Preamp</th> <th>A/Pos</th> <th>T/Pos</th> <th>Remark</th> <th>Pol/Phas</th> </tr> <tr> <th>MHz</th> <th>dBm</th> <th>dB</th> <th>dBm</th> <th>dBm</th> <th>dB</th> <th>dB</th> <th>cm</th> <th>deg</th> <th></th> <th></th> </tr> </thead> <tbody> <tr> <td>1 2389.55</td> <td>49.10</td> <td>-4.90</td> <td>54.00</td> <td>45.98</td> <td>32.88</td> <td>7.10</td> <td>36.86</td> <td>384</td> <td>232 Average</td> <td>VERTICAL</td> </tr> </tbody> </table>	Freq	Level	Over	Limit	ReadAntenna	Cable	Preamp	A/Pos	T/Pos	Remark	Pol/Phas	MHz	dBm	dB	dBm	dBm	dB	dB	cm	deg			1 2389.55	49.10	-4.90	54.00	45.98	32.88	7.10	36.86	384	232 Average	VERTICAL	<p>No. 1098, Pengzi North Road, Kunshan Economic & Technical Development Zone, Jiangsu China tel: +86-512-57900958 fax: +86-512-57900958 http://www.sporton.com.cn</p> <p>Site : 030H05-K3 Condition : FCC PART 15C (AVG) 3e 3117.5N 79507 VERTICAL Project : RSM 1000.000MHz VBR:3000.000MHz SMT:Auto Mode : II Plane : E Full-directivity Powerstting : 0</p> <table border="1"> <thead> <tr> <th>Freq</th> <th>Level</th> <th>Over</th> <th>Limit</th> <th>ReadAntenna</th> <th>Cable</th> <th>Preamp</th> <th>A/Pos</th> <th>T/Pos</th> <th>Remark</th> <th>Pol/Phas</th> </tr> <tr> <th>MHz</th> <th>dBm</th> <th>dB</th> <th>dBm</th> <th>dBm</th> <th>dB</th> <th>dB</th> <th>cm</th> <th>deg</th> <th></th> <th></th> </tr> </thead> <tbody> <tr> <td>1 * 2434.00</td> <td>98.82</td> <td>44.82</td> <td>54.00</td> <td>95.99</td> <td>32.92</td> <td>7.16</td> <td>36.85</td> <td>384</td> <td>232 Average</td> <td>VERTICAL</td> </tr> </tbody> </table>	Freq	Level	Over	Limit	ReadAntenna	Cable	Preamp	A/Pos	T/Pos	Remark	Pol/Phas	MHz	dBm	dB	dBm	dBm	dB	dB	cm	deg			1 * 2434.00	98.82	44.82	54.00	95.99	32.92	7.16	36.85	384	232 Average	VERTICAL
Freq	Level	Over	Limit	ReadAntenna	Cable	Preamp	A/Pos	T/Pos	Remark	Pol/Phas																																																										
MHz	dBm	dB	dBm	dBm	dB	dB	cm	deg																																																												
1 2389.55	49.10	-4.90	54.00	45.98	32.88	7.10	36.86	384	232 Average	VERTICAL																																																										
Freq	Level	Over	Limit	ReadAntenna	Cable	Preamp	A/Pos	T/Pos	Remark	Pol/Phas																																																										
MHz	dBm	dB	dBm	dBm	dB	dB	cm	deg																																																												
1 * 2434.00	98.82	44.82	54.00	95.99	32.92	7.16	36.85	384	232 Average	VERTICAL																																																										

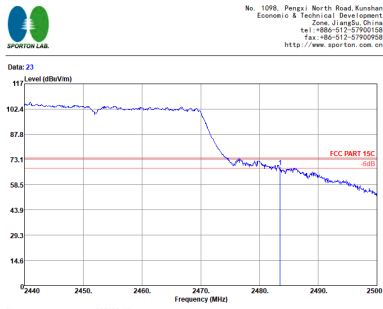
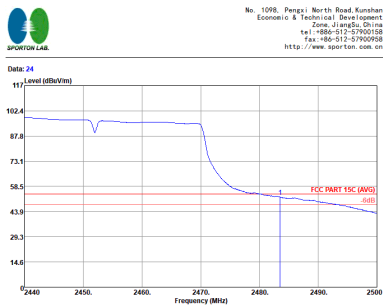


WIFI	2.4GHz 2400~2483.5MHz Band Edge @ 3m																														
ANT	802.11n HT40 CH06 2437MHz - R																														
1	Horizontal	Fundamental																													
<p>Peak</p>	 <p>Site : 030805-K3 Condition : FCC PART 15C 3m 3117 5N 79957 VERTICAL Project : RBM 1000 000MHz V98 3000 000MHz SMT Auto Model : FRU 262718 Mode : II Plane : X MEI : Full-directivity PowerSetting : 0</p> <table border="1"> <thead> <tr> <th>Over</th> <th>Limit</th> <th>ReadAntenna</th> <th>Cable Preamp</th> <th>A/Pos</th> <th>T/Pos</th> <th>Remark</th> <th>Pol/Phas</th> </tr> <tr> <th>MHz</th> <th>dBuV/m</th> <th>dB</th> <th>dBuV/m</th> <th>dB</th> <th>dB</th> <th>cm</th> <th>deg</th> </tr> </thead> <tbody> <tr> <td>1</td> <td>2484.76</td> <td>63.85</td> <td>-10.15</td> <td>74.00</td> <td>60.44</td> <td>32.98</td> <td>7.25</td> <td>30.82</td> <td>384</td> <td>232</td> <td>Peak</td> <td>VERTICAL</td> </tr> </tbody> </table>	Over	Limit	ReadAntenna	Cable Preamp	A/Pos	T/Pos	Remark	Pol/Phas	MHz	dBuV/m	dB	dBuV/m	dB	dB	cm	deg	1	2484.76	63.85	-10.15	74.00	60.44	32.98	7.25	30.82	384	232	Peak	VERTICAL	<p>Left blank</p>
Over	Limit	ReadAntenna	Cable Preamp	A/Pos	T/Pos	Remark	Pol/Phas																								
MHz	dBuV/m	dB	dBuV/m	dB	dB	cm	deg																								
1	2484.76	63.85	-10.15	74.00	60.44	32.98	7.25	30.82	384	232	Peak	VERTICAL																			
<p>Avg.</p>	 <p>Site : 030805-K3 Condition : FCC PART 15C (Ave) 3m 3117 5N 79957 VERTICAL Project : RBM 1000 000MHz V98 G 4300MHz SMT Auto Model : FRU 262718 Mode : II Plane : X MEI : Full-directivity PowerSetting : 0</p> <table border="1"> <thead> <tr> <th>Over</th> <th>Limit</th> <th>ReadAntenna</th> <th>Cable Preamp</th> <th>A/Pos</th> <th>T/Pos</th> <th>Remark</th> <th>Pol/Phas</th> </tr> <tr> <th>MHz</th> <th>dBuV/m</th> <th>dB</th> <th>dBuV/m</th> <th>dB</th> <th>dB</th> <th>cm</th> <th>deg</th> </tr> </thead> <tbody> <tr> <td>1</td> <td>2483.50</td> <td>50.28</td> <td>-3.72</td> <td>54.00</td> <td>46.87</td> <td>32.98</td> <td>7.25</td> <td>30.82</td> <td>384</td> <td>232</td> <td>Average</td> <td>VERTICAL</td> </tr> </tbody> </table>	Over	Limit	ReadAntenna	Cable Preamp	A/Pos	T/Pos	Remark	Pol/Phas	MHz	dBuV/m	dB	dBuV/m	dB	dB	cm	deg	1	2483.50	50.28	-3.72	54.00	46.87	32.98	7.25	30.82	384	232	Average	VERTICAL	<p>Left blank</p>
Over	Limit	ReadAntenna	Cable Preamp	A/Pos	T/Pos	Remark	Pol/Phas																								
MHz	dBuV/m	dB	dBuV/m	dB	dB	cm	deg																								
1	2483.50	50.28	-3.72	54.00	46.87	32.98	7.25	30.82	384	232	Average	VERTICAL																			



WIFI	2.4GHz 2400~2483.5MHz Band Edge @ 3m																											
ANT	802.11n HT40 CH09 2452MHz - L																											
1	Horizontal	Fundamental																										
Peak	<p>Site : 030H5-K3 Condition : FCC PART 15C 3e 3117 SN 79597 HORIZONTAL Project : RBM 1000 000kHz VBR 3000 000kHz SMT Auto FRU262718 Mode : 12 Plane : E Full-directivity : 8 Powerstting : 8</p> <table border="1"> <thead> <tr> <th>1</th> <th>2384.88</th> <th>58.15</th> <th>-15.85</th> <th>74.00</th> <th>55.06</th> <th>32.86</th> <th>7.10</th> <th>36.87</th> <th>301</th> <th>173</th> <th>Peak</th> <th>HORIZONTAL</th> </tr> </thead> </table>	1	2384.88	58.15	-15.85	74.00	55.06	32.86	7.10	36.87	301	173	Peak	HORIZONTAL	<p>Site : 030H5-K3 Condition : FCC PART 15C 3e 3117 SN 79597 HORIZONTAL Project : RBM 1000 000kHz VBR 3000 000kHz SMT Auto FRU262718 Mode : 12 Plane : E Full-directivity : 8 Powerstting : 8</p> <table border="1"> <thead> <tr> <th>1</th> <th>2438.00</th> <th>106.83</th> <th>32.83</th> <th>74.00</th> <th>103.54</th> <th>32.94</th> <th>7.19</th> <th>36.84</th> <th>301</th> <th>173</th> <th>Peak</th> <th>HORIZONTAL</th> </tr> </thead> </table>	1	2438.00	106.83	32.83	74.00	103.54	32.94	7.19	36.84	301	173	Peak	HORIZONTAL
	1	2384.88	58.15	-15.85	74.00	55.06	32.86	7.10	36.87	301	173	Peak	HORIZONTAL															
1	2438.00	106.83	32.83	74.00	103.54	32.94	7.19	36.84	301	173	Peak	HORIZONTAL																
Avg.	<p>Site : 030H5-K3 Condition : FCC PART 15C (AVG) 3e 3117 SN 79597 HORIZONTAL Project : RBM 1000 000kHz VBR 0.4300u SMT Auto FRU262718 Mode : 12 Plane : E Full-directivity : 8 Powerstting : 8</p> <table border="1"> <thead> <tr> <th>1</th> <th>2389.82</th> <th>46.38</th> <th>-7.62</th> <th>54.00</th> <th>43.26</th> <th>32.88</th> <th>7.10</th> <th>36.86</th> <th>301</th> <th>173</th> <th>Average</th> <th>HORIZONTAL</th> </tr> </thead> </table>	1	2389.82	46.38	-7.62	54.00	43.26	32.88	7.10	36.86	301	173	Average	HORIZONTAL	<p>Site : 030H5-K3 Condition : FCC PART 15C (AVG) 3e 3117 SN 79597 HORIZONTAL Project : RBM 1000 000kHz VBR 0.4300u SMT Auto FRU262718 Mode : 12 Plane : E Full-directivity : 8 Powerstting : 8</p> <table border="1"> <thead> <tr> <th>1</th> <th>2434.00</th> <th>99.15</th> <th>45.15</th> <th>54.00</th> <th>95.92</th> <th>32.92</th> <th>7.16</th> <th>36.85</th> <th>301</th> <th>173</th> <th>Average</th> <th>HORIZONTAL</th> </tr> </thead> </table>	1	2434.00	99.15	45.15	54.00	95.92	32.92	7.16	36.85	301	173	Average	HORIZONTAL
	1	2389.82	46.38	-7.62	54.00	43.26	32.88	7.10	36.86	301	173	Average	HORIZONTAL															
1	2434.00	99.15	45.15	54.00	95.92	32.92	7.16	36.85	301	173	Average	HORIZONTAL																

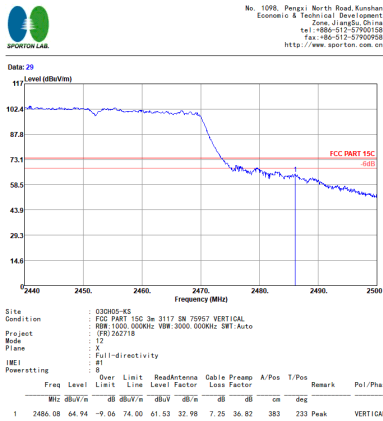
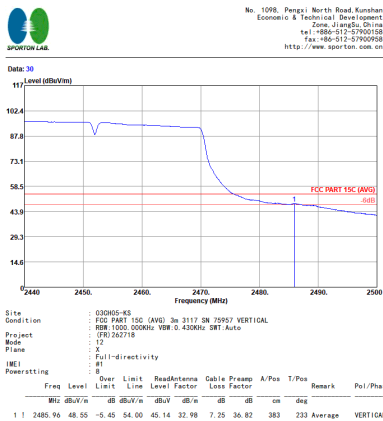


WIFI	2.4GHz 2400~2483.5MHz Band Edge @ 3m																													
ANT	802.11n HT40 CH09 2452MHz - R																													
1	Horizontal	Fundamental																												
<p>Peak</p>	 <p>No. 1098, Pengzi North Road, Kunshan Economic & Technical Development Zone, Jiangsu China tel: +86-512-57900158 fax: +86-512-57900958 http://www.sporton.com.cn</p> <p>Site : 030805-K3 Condition : FCC PART 15C 3m 3117 SN 75957 HORIZONTAL Project : RBM 1000 000kHz VBW 3000 000kHz SMT Auto FRU 262718 Mode : 12 Plane : X Polarization : Full-directivity MEI : #1 PowerSetting : #1</p> <table border="1"> <thead> <tr> <th>Freq</th> <th>Level</th> <th>Limit</th> <th>ReadAntenna</th> <th>Cable Preamp</th> <th>A/Pos</th> <th>T/Pos</th> <th>Remark</th> <th>Pol/Phas</th> </tr> <tr> <th>MHz</th> <th>dBuV/m</th> <th>dB</th> <th>dBuV/m</th> <th>dB</th> <th>dB</th> <th>cm</th> <th>deg</th> <th></th> </tr> </thead> <tbody> <tr> <td>1 1 2483.50</td> <td>68.76</td> <td>-5.24</td> <td>74.00</td> <td>65.35</td> <td>32.98</td> <td>7.25</td> <td>30.82</td> <td>301 173 Peak</td> <td>HORIZONTAL</td> </tr> </tbody> </table>	Freq	Level	Limit	ReadAntenna	Cable Preamp	A/Pos	T/Pos	Remark	Pol/Phas	MHz	dBuV/m	dB	dBuV/m	dB	dB	cm	deg		1 1 2483.50	68.76	-5.24	74.00	65.35	32.98	7.25	30.82	301 173 Peak	HORIZONTAL	<p>Left blank</p>
Freq	Level	Limit	ReadAntenna	Cable Preamp	A/Pos	T/Pos	Remark	Pol/Phas																						
MHz	dBuV/m	dB	dBuV/m	dB	dB	cm	deg																							
1 1 2483.50	68.76	-5.24	74.00	65.35	32.98	7.25	30.82	301 173 Peak	HORIZONTAL																					
<p>Avg.</p>	 <p>No. 1098, Pengzi North Road, Kunshan Economic & Technical Development Zone, Jiangsu China tel: +86-512-57900158 fax: +86-512-57900958 http://www.sporton.com.cn</p> <p>Site : 030805-K3 Condition : FCC PART 15C (AVG) 3m 3117 SN 75957 HORIZONTAL Project : RBM 1000 000kHz VBW 3.430kHz SMT Auto FRU 262718 Mode : 12 Plane : X Polarization : Full-directivity MEI : #1 PowerSetting : #1</p> <table border="1"> <thead> <tr> <th>Freq</th> <th>Level</th> <th>Limit</th> <th>ReadAntenna</th> <th>Cable Preamp</th> <th>A/Pos</th> <th>T/Pos</th> <th>Remark</th> <th>Pol/Phas</th> </tr> <tr> <th>MHz</th> <th>dBuV/m</th> <th>dB</th> <th>dBuV/m</th> <th>dB</th> <th>dB</th> <th>cm</th> <th>deg</th> <th></th> </tr> </thead> <tbody> <tr> <td>1 1 2483.50</td> <td>52.45</td> <td>-1.55</td> <td>54.00</td> <td>49.04</td> <td>32.98</td> <td>7.25</td> <td>30.82</td> <td>301 173 Average</td> <td>HORIZONTAL</td> </tr> </tbody> </table>	Freq	Level	Limit	ReadAntenna	Cable Preamp	A/Pos	T/Pos	Remark	Pol/Phas	MHz	dBuV/m	dB	dBuV/m	dB	dB	cm	deg		1 1 2483.50	52.45	-1.55	54.00	49.04	32.98	7.25	30.82	301 173 Average	HORIZONTAL	<p>Left blank</p>
Freq	Level	Limit	ReadAntenna	Cable Preamp	A/Pos	T/Pos	Remark	Pol/Phas																						
MHz	dBuV/m	dB	dBuV/m	dB	dB	cm	deg																							
1 1 2483.50	52.45	-1.55	54.00	49.04	32.98	7.25	30.82	301 173 Average	HORIZONTAL																					



WIFI	2.4GHz 2400~2483.5MHz Band Edge @ 3m																																																																	
ANT	802.11n HT40 CH09 2452MHz - L																																																																	
1	Vertical	Fundamental																																																																
Peak	<p>Site : 030905-K3 Condition : FCC PART 15C 3e 3117 5N 79507 VERTICAL Project : RBM 1000 000MHz VBR 3000 000MHz SMT Auto Mode : FR262718 Plane : 2 Full-directivity : 2 Powerstting : 8</p> <table border="1"> <thead> <tr> <th>Freq</th> <th>Level</th> <th>Limit</th> <th>Line</th> <th>Level Factor</th> <th>Loss Factor</th> <th>A/Pos</th> <th>T/Pos</th> <th>Remark</th> <th>Pol/Phas</th> </tr> <tr> <th>MHz</th> <th>dBm</th> <th>dBm</th> <th>dBm</th> <th>dB</th> <th>dB</th> <th>cm</th> <th>deg</th> <th></th> <th></th> </tr> </thead> <tbody> <tr> <td>1</td> <td>2385.92</td> <td>54.48</td> <td>-19.52</td> <td>74.00</td> <td>51.36</td> <td>32.88</td> <td>7.10</td> <td>36.86</td> <td>383</td> <td>233 Peak</td> <td>VERTICAL</td> </tr> </tbody> </table>	Freq	Level	Limit	Line	Level Factor	Loss Factor	A/Pos	T/Pos	Remark	Pol/Phas	MHz	dBm	dBm	dBm	dB	dB	cm	deg			1	2385.92	54.48	-19.52	74.00	51.36	32.88	7.10	36.86	383	233 Peak	VERTICAL	<p>Site : 030905-K3 Condition : FCC PART 15C 3e 3117 5N 79507 VERTICAL Project : RBM 1000 000MHz VBR 3000 000MHz SMT Auto Mode : FR262718 Plane : 2 Full-directivity : 2 Powerstting : 8</p> <table border="1"> <thead> <tr> <th>Freq</th> <th>Level</th> <th>Limit</th> <th>Line</th> <th>Level Factor</th> <th>Loss Factor</th> <th>A/Pos</th> <th>T/Pos</th> <th>Remark</th> <th>Pol/Phas</th> </tr> <tr> <th>MHz</th> <th>dBm</th> <th>dBm</th> <th>dBm</th> <th>dB</th> <th>dB</th> <th>cm</th> <th>deg</th> <th></th> <th></th> </tr> </thead> <tbody> <tr> <td>1</td> <td>2436.00</td> <td>104.75</td> <td>30.75</td> <td>74.00</td> <td>101.49</td> <td>32.92</td> <td>7.19</td> <td>36.85</td> <td>383</td> <td>233 Peak</td> <td>VERTICAL</td> </tr> </tbody> </table>	Freq	Level	Limit	Line	Level Factor	Loss Factor	A/Pos	T/Pos	Remark	Pol/Phas	MHz	dBm	dBm	dBm	dB	dB	cm	deg			1	2436.00	104.75	30.75	74.00	101.49	32.92	7.19	36.85	383	233 Peak	VERTICAL
Freq	Level	Limit	Line	Level Factor	Loss Factor	A/Pos	T/Pos	Remark	Pol/Phas																																																									
MHz	dBm	dBm	dBm	dB	dB	cm	deg																																																											
1	2385.92	54.48	-19.52	74.00	51.36	32.88	7.10	36.86	383	233 Peak	VERTICAL																																																							
Freq	Level	Limit	Line	Level Factor	Loss Factor	A/Pos	T/Pos	Remark	Pol/Phas																																																									
MHz	dBm	dBm	dBm	dB	dB	cm	deg																																																											
1	2436.00	104.75	30.75	74.00	101.49	32.92	7.19	36.85	383	233 Peak	VERTICAL																																																							
Avg.	<p>Site : 030905-K3 Condition : FCC PART 15C (AVG) 3e 3117 5N 79507 VERTICAL Project : RBM 1000 000MHz VBR 3000 000MHz SMT Auto Mode : FR262718 Plane : 2 Full-directivity : 2 Powerstting : 8</p> <table border="1"> <thead> <tr> <th>Freq</th> <th>Level</th> <th>Limit</th> <th>Line</th> <th>Level Factor</th> <th>Loss Factor</th> <th>A/Pos</th> <th>T/Pos</th> <th>Remark</th> <th>Pol/Phas</th> </tr> <tr> <th>MHz</th> <th>dBm</th> <th>dBm</th> <th>dBm</th> <th>dB</th> <th>dB</th> <th>cm</th> <th>deg</th> <th></th> <th></th> </tr> </thead> <tbody> <tr> <td>1</td> <td>2389.95</td> <td>43.59</td> <td>-10.41</td> <td>54.00</td> <td>40.47</td> <td>32.88</td> <td>7.10</td> <td>36.86</td> <td>383</td> <td>233 Average</td> <td>VERTICAL</td> </tr> </tbody> </table>	Freq	Level	Limit	Line	Level Factor	Loss Factor	A/Pos	T/Pos	Remark	Pol/Phas	MHz	dBm	dBm	dBm	dB	dB	cm	deg			1	2389.95	43.59	-10.41	54.00	40.47	32.88	7.10	36.86	383	233 Average	VERTICAL	<p>Site : 030905-K3 Condition : FCC PART 15C (AVG) 3e 3117 5N 79507 VERTICAL Project : RBM 1000 000MHz VBR 3000 000MHz SMT Auto Mode : FR262718 Plane : 2 Full-directivity : 2 Powerstting : 8</p> <table border="1"> <thead> <tr> <th>Freq</th> <th>Level</th> <th>Limit</th> <th>Line</th> <th>Level Factor</th> <th>Loss Factor</th> <th>A/Pos</th> <th>T/Pos</th> <th>Remark</th> <th>Pol/Phas</th> </tr> <tr> <th>MHz</th> <th>dBm</th> <th>dBm</th> <th>dBm</th> <th>dB</th> <th>dB</th> <th>cm</th> <th>deg</th> <th></th> <th></th> </tr> </thead> <tbody> <tr> <td>1</td> <td>2434.00</td> <td>97.17</td> <td>43.17</td> <td>54.00</td> <td>93.94</td> <td>32.92</td> <td>7.16</td> <td>36.85</td> <td>383</td> <td>233 Average</td> <td>VERTICAL</td> </tr> </tbody> </table>	Freq	Level	Limit	Line	Level Factor	Loss Factor	A/Pos	T/Pos	Remark	Pol/Phas	MHz	dBm	dBm	dBm	dB	dB	cm	deg			1	2434.00	97.17	43.17	54.00	93.94	32.92	7.16	36.85	383	233 Average	VERTICAL
Freq	Level	Limit	Line	Level Factor	Loss Factor	A/Pos	T/Pos	Remark	Pol/Phas																																																									
MHz	dBm	dBm	dBm	dB	dB	cm	deg																																																											
1	2389.95	43.59	-10.41	54.00	40.47	32.88	7.10	36.86	383	233 Average	VERTICAL																																																							
Freq	Level	Limit	Line	Level Factor	Loss Factor	A/Pos	T/Pos	Remark	Pol/Phas																																																									
MHz	dBm	dBm	dBm	dB	dB	cm	deg																																																											
1	2434.00	97.17	43.17	54.00	93.94	32.92	7.16	36.85	383	233 Average	VERTICAL																																																							



WIFI	2.4GHz 2400~2483.5MHz Band Edge @ 3m																														
ANT	802.11n HT40 CH09 2452MHz - R																														
1	Vertical	Fundamental																													
<p>Peak</p>	 <p>Site : 030905-K3 Condition : FCC PART 15C 3m 3117 SN 79957 VERTICAL Project : RBM 1000 000MHz V98 3000 000MHz SRT Auto Mode : FPO 262718 Plane : V MEI : Full-directivity Powerstting : #1</p> <table border="1"> <thead> <tr> <th>Over</th> <th>Limit</th> <th>ReadAntenna</th> <th>Cable Preamp</th> <th>A/Pos</th> <th>T/Pos</th> <th>Remark</th> <th>Pol/Phas</th> </tr> <tr> <th>MHz</th> <th>dBuV/m</th> <th>dB</th> <th>dBuV/m</th> <th>dB</th> <th>dB</th> <th>cm</th> <th>deg</th> </tr> </thead> <tbody> <tr> <td>1</td> <td>2486.08</td> <td>64.94</td> <td>-9.06</td> <td>74.00</td> <td>61.53</td> <td>32.98</td> <td>7.25</td> <td>30.82</td> <td>383</td> <td>233</td> <td>Peak</td> <td>VERTICAL</td> </tr> </tbody> </table>	Over	Limit	ReadAntenna	Cable Preamp	A/Pos	T/Pos	Remark	Pol/Phas	MHz	dBuV/m	dB	dBuV/m	dB	dB	cm	deg	1	2486.08	64.94	-9.06	74.00	61.53	32.98	7.25	30.82	383	233	Peak	VERTICAL	<p>Left blank</p>
Over	Limit	ReadAntenna	Cable Preamp	A/Pos	T/Pos	Remark	Pol/Phas																								
MHz	dBuV/m	dB	dBuV/m	dB	dB	cm	deg																								
1	2486.08	64.94	-9.06	74.00	61.53	32.98	7.25	30.82	383	233	Peak	VERTICAL																			
<p>Avg.</p>	 <p>Site : 030905-K3 Condition : FCC PART 15C (AVE) 3m 3117 SN 79957 VERTICAL Project : RBM 1000 000MHz V98 G 4300MHz SRT Auto Mode : FPO 262718 Plane : V MEI : Full-directivity Powerstting : #1</p> <table border="1"> <thead> <tr> <th>Over</th> <th>Limit</th> <th>ReadAntenna</th> <th>Cable Preamp</th> <th>A/Pos</th> <th>T/Pos</th> <th>Remark</th> <th>Pol/Phas</th> </tr> <tr> <th>MHz</th> <th>dBuV/m</th> <th>dB</th> <th>dBuV/m</th> <th>dB</th> <th>dB</th> <th>cm</th> <th>deg</th> </tr> </thead> <tbody> <tr> <td>1</td> <td>2485.96</td> <td>48.55</td> <td>-5.45</td> <td>54.00</td> <td>45.14</td> <td>32.98</td> <td>7.25</td> <td>30.82</td> <td>383</td> <td>233</td> <td>Average</td> <td>VERTICAL</td> </tr> </tbody> </table>	Over	Limit	ReadAntenna	Cable Preamp	A/Pos	T/Pos	Remark	Pol/Phas	MHz	dBuV/m	dB	dBuV/m	dB	dB	cm	deg	1	2485.96	48.55	-5.45	54.00	45.14	32.98	7.25	30.82	383	233	Average	VERTICAL	<p>Left blank</p>
Over	Limit	ReadAntenna	Cable Preamp	A/Pos	T/Pos	Remark	Pol/Phas																								
MHz	dBuV/m	dB	dBuV/m	dB	dB	cm	deg																								
1	2485.96	48.55	-5.45	54.00	45.14	32.98	7.25	30.82	383	233	Average	VERTICAL																			



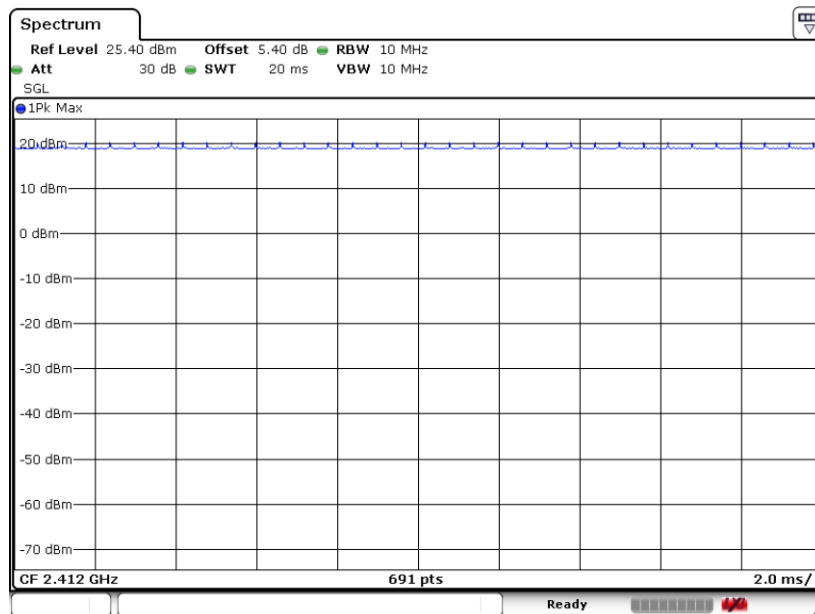
Emission below 1GHz
2.4GHz WIFI 802.11n HT40 (LF)

WIFI	2.4GHz 2400~2483.5MHz																																																																																																																																																																																																											
ANT	802.11n HT40 LF																																																																																																																																																																																																											
1	Horizontal	Vertical																																																																																																																																																																																																										
QP / Peak	<p>Site : 030905-K3 Condition : FCC PART 15C 3m CBL1110 SN33188 HORIZONTAL Project : RSM 100.0000KHz VSW.300.0000KHz SMT.Auto FR262718 Plane : 10 Polar : 2 Full-directivity</p> <table border="1"> <thead> <tr> <th>MEI</th> <th>1</th> <th>2</th> <th>3</th> <th>4</th> <th>5</th> <th>6</th> </tr> <tr> <th>Freq</th> <th>Level</th> <th>Limit</th> <th>Line</th> <th>ReadAntenna</th> <th>Cable</th> <th>Preamp</th> <th>A/Pos</th> <th>T/Pos</th> <th>Remark</th> <th>Pol/Phas</th> </tr> <tr> <th>dB</th> <th>dBm/100</th> <th>dB</th> <th>dBm/100</th> <th>dBm</th> <th>dB</th> <th>dB</th> <th>dB</th> <th>dB</th> <th>dB</th> <th>dB</th> </tr> </thead> <tbody> <tr> <td>1</td> <td>56.19</td> <td>17.48</td> <td>-22.52</td> <td>40.00</td> <td>35.50</td> <td>14.04</td> <td>1.12</td> <td>33.18</td> <td>---</td> <td>Peak</td> <td>HORIZONTAL</td> </tr> <tr> <td>2</td> <td>159.98</td> <td>19.86</td> <td>-23.64</td> <td>43.00</td> <td>33.53</td> <td>17.26</td> <td>1.93</td> <td>33.86</td> <td>---</td> <td>Peak</td> <td>HORIZONTAL</td> </tr> <tr> <td>3</td> <td>246.49</td> <td>21.91</td> <td>-24.09</td> <td>46.00</td> <td>33.84</td> <td>18.80</td> <td>2.23</td> <td>33.10</td> <td>---</td> <td>Peak</td> <td>HORIZONTAL</td> </tr> <tr> <td>4</td> <td>320.03</td> <td>23.81</td> <td>-22.19</td> <td>46.00</td> <td>33.31</td> <td>20.68</td> <td>2.72</td> <td>32.90</td> <td>---</td> <td>Peak</td> <td>HORIZONTAL</td> </tr> <tr> <td>5</td> <td>482.08</td> <td>28.54</td> <td>-17.46</td> <td>46.00</td> <td>33.81</td> <td>24.14</td> <td>3.26</td> <td>32.76</td> <td>---</td> <td>Peak</td> <td>HORIZONTAL</td> </tr> <tr> <td>6</td> <td>729.37</td> <td>26.05</td> <td>-19.95</td> <td>46.00</td> <td>28.49</td> <td>26.17</td> <td>4.13</td> <td>32.74</td> <td>---</td> <td>Peak</td> <td>HORIZONTAL</td> </tr> </tbody> </table>	MEI	1	2	3	4	5	6	Freq	Level	Limit	Line	ReadAntenna	Cable	Preamp	A/Pos	T/Pos	Remark	Pol/Phas	dB	dBm/100	dB	dBm/100	dBm	dB	dB	dB	dB	dB	dB	1	56.19	17.48	-22.52	40.00	35.50	14.04	1.12	33.18	---	Peak	HORIZONTAL	2	159.98	19.86	-23.64	43.00	33.53	17.26	1.93	33.86	---	Peak	HORIZONTAL	3	246.49	21.91	-24.09	46.00	33.84	18.80	2.23	33.10	---	Peak	HORIZONTAL	4	320.03	23.81	-22.19	46.00	33.31	20.68	2.72	32.90	---	Peak	HORIZONTAL	5	482.08	28.54	-17.46	46.00	33.81	24.14	3.26	32.76	---	Peak	HORIZONTAL	6	729.37	26.05	-19.95	46.00	28.49	26.17	4.13	32.74	---	Peak	HORIZONTAL	<p>Site : 030905-K3 Condition : FCC PART 15C 3m CBL1110 SN33188 VERTICAL Project : RSM 100.0000KHz VSW.300.0000KHz SMT.Auto FR262718 Plane : 10 Polar : 2 Full-directivity</p> <table border="1"> <thead> <tr> <th>MEI</th> <th>1</th> <th>2</th> <th>3</th> <th>4</th> <th>5</th> <th>6</th> </tr> <tr> <th>Freq</th> <th>Level</th> <th>Limit</th> <th>Line</th> <th>ReadAntenna</th> <th>Cable</th> <th>Preamp</th> <th>A/Pos</th> <th>T/Pos</th> <th>Remark</th> <th>Pol/Phas</th> </tr> <tr> <th>dB</th> <th>dBm/100</th> <th>dB</th> <th>dBm/100</th> <th>dBm</th> <th>dB</th> <th>dB</th> <th>dB</th> <th>dB</th> <th>dB</th> <th>dB</th> </tr> </thead> <tbody> <tr> <td>1</td> <td>37.76</td> <td>22.08</td> <td>-17.92</td> <td>40.00</td> <td>32.89</td> <td>21.10</td> <td>0.85</td> <td>32.76</td> <td>---</td> <td>Peak</td> <td>VERTICAL</td> </tr> <tr> <td>2</td> <td>71.71</td> <td>23.64</td> <td>-16.36</td> <td>40.00</td> <td>41.97</td> <td>12.35</td> <td>1.28</td> <td>32.96</td> <td>---</td> <td>Peak</td> <td>VERTICAL</td> </tr> <tr> <td>3</td> <td>159.98</td> <td>20.69</td> <td>-22.81</td> <td>43.00</td> <td>34.86</td> <td>17.26</td> <td>1.93</td> <td>32.86</td> <td>---</td> <td>Peak</td> <td>VERTICAL</td> </tr> <tr> <td>4</td> <td>239.52</td> <td>22.00</td> <td>-24.00</td> <td>46.00</td> <td>34.00</td> <td>18.74</td> <td>2.36</td> <td>33.10</td> <td>---</td> <td>Peak</td> <td>VERTICAL</td> </tr> <tr> <td>5</td> <td>480.08</td> <td>24.74</td> <td>-21.26</td> <td>46.00</td> <td>30.91</td> <td>24.14</td> <td>3.29</td> <td>32.76</td> <td>---</td> <td>Peak</td> <td>VERTICAL</td> </tr> <tr> <td>6</td> <td>640.13</td> <td>27.73</td> <td>-18.27</td> <td>46.00</td> <td>30.71</td> <td>25.82</td> <td>3.86</td> <td>32.66</td> <td>---</td> <td>Peak</td> <td>VERTICAL</td> </tr> </tbody> </table>	MEI	1	2	3	4	5	6	Freq	Level	Limit	Line	ReadAntenna	Cable	Preamp	A/Pos	T/Pos	Remark	Pol/Phas	dB	dBm/100	dB	dBm/100	dBm	dB	dB	dB	dB	dB	dB	1	37.76	22.08	-17.92	40.00	32.89	21.10	0.85	32.76	---	Peak	VERTICAL	2	71.71	23.64	-16.36	40.00	41.97	12.35	1.28	32.96	---	Peak	VERTICAL	3	159.98	20.69	-22.81	43.00	34.86	17.26	1.93	32.86	---	Peak	VERTICAL	4	239.52	22.00	-24.00	46.00	34.00	18.74	2.36	33.10	---	Peak	VERTICAL	5	480.08	24.74	-21.26	46.00	30.91	24.14	3.29	32.76	---	Peak	VERTICAL	6	640.13	27.73	-18.27	46.00	30.71	25.82	3.86	32.66	---	Peak	VERTICAL
	MEI	1	2	3	4	5	6																																																																																																																																																																																																					
Freq	Level	Limit	Line	ReadAntenna	Cable	Preamp	A/Pos	T/Pos	Remark	Pol/Phas																																																																																																																																																																																																		
dB	dBm/100	dB	dBm/100	dBm	dB	dB	dB	dB	dB	dB																																																																																																																																																																																																		
1	56.19	17.48	-22.52	40.00	35.50	14.04	1.12	33.18	---	Peak	HORIZONTAL																																																																																																																																																																																																	
2	159.98	19.86	-23.64	43.00	33.53	17.26	1.93	33.86	---	Peak	HORIZONTAL																																																																																																																																																																																																	
3	246.49	21.91	-24.09	46.00	33.84	18.80	2.23	33.10	---	Peak	HORIZONTAL																																																																																																																																																																																																	
4	320.03	23.81	-22.19	46.00	33.31	20.68	2.72	32.90	---	Peak	HORIZONTAL																																																																																																																																																																																																	
5	482.08	28.54	-17.46	46.00	33.81	24.14	3.26	32.76	---	Peak	HORIZONTAL																																																																																																																																																																																																	
6	729.37	26.05	-19.95	46.00	28.49	26.17	4.13	32.74	---	Peak	HORIZONTAL																																																																																																																																																																																																	
MEI	1	2	3	4	5	6																																																																																																																																																																																																						
Freq	Level	Limit	Line	ReadAntenna	Cable	Preamp	A/Pos	T/Pos	Remark	Pol/Phas																																																																																																																																																																																																		
dB	dBm/100	dB	dBm/100	dBm	dB	dB	dB	dB	dB	dB																																																																																																																																																																																																		
1	37.76	22.08	-17.92	40.00	32.89	21.10	0.85	32.76	---	Peak	VERTICAL																																																																																																																																																																																																	
2	71.71	23.64	-16.36	40.00	41.97	12.35	1.28	32.96	---	Peak	VERTICAL																																																																																																																																																																																																	
3	159.98	20.69	-22.81	43.00	34.86	17.26	1.93	32.86	---	Peak	VERTICAL																																																																																																																																																																																																	
4	239.52	22.00	-24.00	46.00	34.00	18.74	2.36	33.10	---	Peak	VERTICAL																																																																																																																																																																																																	
5	480.08	24.74	-21.26	46.00	30.91	24.14	3.29	32.76	---	Peak	VERTICAL																																																																																																																																																																																																	
6	640.13	27.73	-18.27	46.00	30.71	25.82	3.86	32.66	---	Peak	VERTICAL																																																																																																																																																																																																	

Appendix E. Duty Cycle Plots

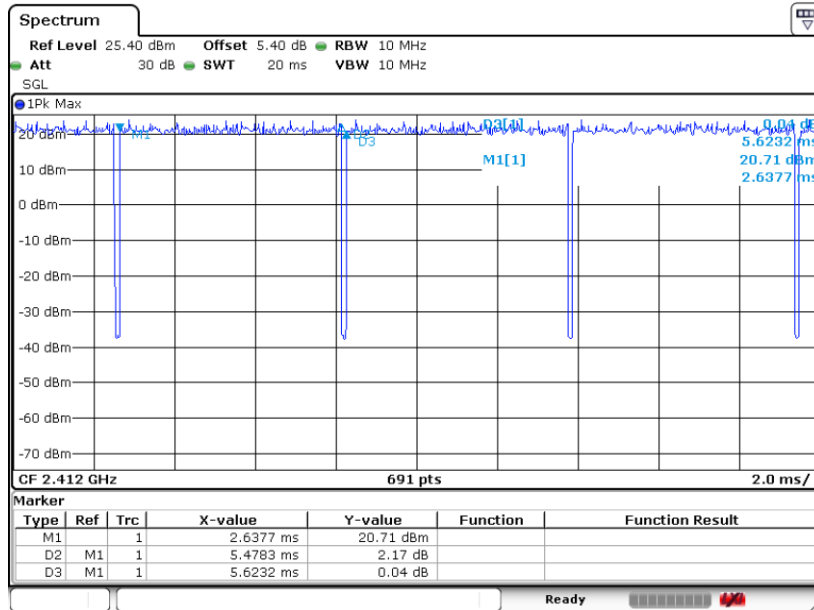
Band	Duty Cycle(%)	T(ms)	1/T(kHz)	VBW Setting
802.11b	100	-	-	10Hz
802.11g	97.42	5.478	0.183	0.2KHz
802.11n HT20	97.78	5.101	0.196	0.2KHz
802.11n HT40	95.53	2.478	0.404	0.43KHz

802.11b

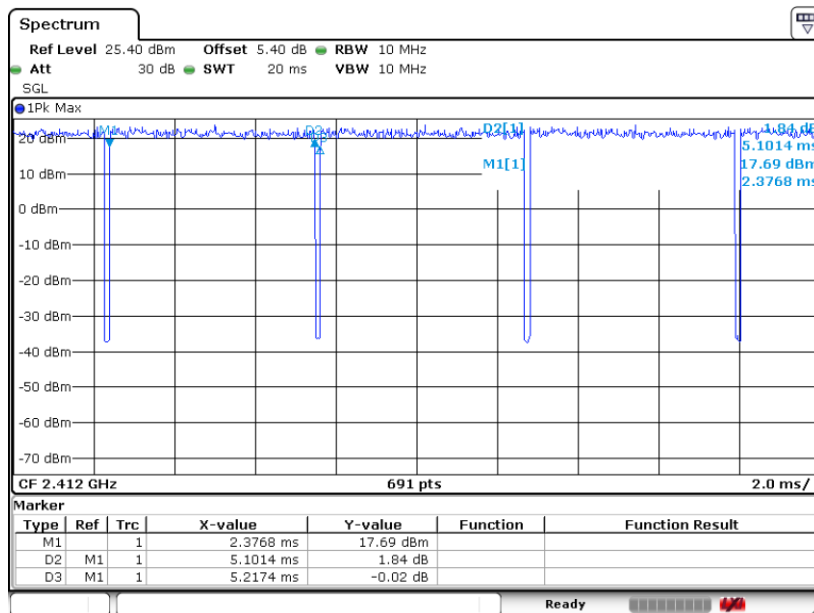




802.11g



802.11n HT20



802.11n HT40

