



# FCC RF Test Report

**APPLICANT** : Espressif Systems (Shanghai) Co.,Ltd.  
**EQUIPMENT** : 2.4GHz Wi-Fi & BT IoT Module  
**BRAND NAME** : ESPRESSIF  
**MODEL NAME** : ESP32-C6-WROOM-1U  
**FCC ID** : 2AC7Z-ESPC6WROOMU  
**STANDARD** : FCC Part 15 Subpart C §15.247  
**CLASSIFICATION** : (DTS) Digital Transmission System  
**TEST DATE(S)** : Aug. 28, 2023 ~ Dec. 22, 2023

We, Sporton International Inc. (Kunshan), would like to declare that the tested sample has been evaluated in accordance with the test procedures and has been in compliance with the applicable technical standards.

The test results in this report apply exclusively to the tested model / sample. Without written approval of Sporton International Inc. (Kunshan), the test report shall not be reproduced except in full.

Jason Jia

Approved by: Jason Jia



**Sporton International Inc. (Kunshan)**

**No. 1098, Pengxi North Road, Kunshan Economic Development Zone Jiangsu Province 215300  
People's Republic of China**



# TABLE OF CONTENTS

**REVISION HISTORY..... 3**

**SUMMARY OF TEST RESULT ..... 4**

**1 GENERAL DESCRIPTION..... 5**

    1.1 Applicant ..... 5

    1.2 Manufacturer ..... 5

    1.3 Product Feature of Equipment Under Test..... 5

    1.4 Product Specification of Equipment Under Test..... 5

    1.5 Modification of EUT ..... 6

    1.6 Testing Location ..... 6

    1.7 Test Software ..... 6

    1.8 Applicable Standards..... 6

**2 TEST CONFIGURATION OF EQUIPMENT UNDER TEST..... 7**

    2.1 Carrier Frequency Channel ..... 7

    2.2 Test Mode ..... 8

    2.3 Connection Diagram of Test System ..... 9

    2.4 Support Unit used in test configuration and system ..... 10

    2.5 EUT Operation Test Setup ..... 10

    2.6 Measurement Results Explanation Example..... 10

**3 TEST RESULT ..... 11**

    3.1 6dB and 99% Bandwidth Measurement ..... 11

    3.2 Output Power Measurement..... 20

    3.3 Power Spectral Density Measurement ..... 21

    3.4 Conducted Band Edges and Spurious Emission Measurement ..... 30

    3.5 Radiated Band Edges and Spurious Emission Measurement ..... 42

    3.6 AC Conducted Emission Measurement..... 46

    3.7 Antenna Requirements ..... 48

**4 LIST OF MEASURING EQUIPMENT ..... 49**

**5 MEASUREMENT UNCERTAINTY ..... 50**

**APPENDIX A. CONDUCTED TEST RESULTS**

**APPENDIX B. AC CONDUCTED EMISSION TEST RESULT**

**APPENDIX C. RADIATED SPURIOUS EMISSION AND PLOTS**

**APPENDIX D. DUTY CYCLE PLOTS**

**APPENDIX E. SETUP PHOTOGRAPHS**



## REVISION HISTORY

REPORT NO.	VERSION	DESCRIPTION	ISSUED DATE
FR330802A	Rev. 01	Initial issue of report	Jan. 26, 2024



### SUMMARY OF TEST RESULT

Report Section	FCC Rule	Description	Limit	Result	Remark
3.1	15.247(a)(2)	6dB Bandwidth	≥ 0.5MHz	Pass	-
3.1	-	99% Bandwidth	-	Report only	-
3.2	15.247(b)(3)	Peak Output Power	≤ 30dBm	Pass	-
3.3	15.247(e)	Power Spectral Density	≤ 8dBm/3kHz	Pass	-
3.4	15.247(d)	Conducted Band Edges and Spurious Emission	≤ 20dBc	Pass	-
3.5	15.247(d)	Radiated Band Edges and Spurious Emission	15.209(a) & 15.247(d)	Pass	Under limit 3.10 dB at 4956.000 MHz
3.6	15.207	AC Conducted Emission	15.207(a)	Pass	Under limit 6.02 dB at 0.398 MHz
3.7	15.203 & 15.247(b)	Antenna Requirement	15.203 & 15.247(b)	Pass	-

Conformity Assessment Condition:
1. The test results (PASS/FAIL) with all measurement uncertainty excluded are presented against the regulation limits or in accordance with the requirements stipulated by the applicant/manufacturer who shall bear all the risks of non-compliance that may potentially occur if measurement uncertainty is taken into account.
2. The measurement uncertainty please refer to each test result in the section "Measurement Uncertainty"
Disclaimer:
The product specifications of the EUT presented in the test report that may affect the test assessments are declared by the manufacturer who shall take full responsibility for the authenticity.



# 1 General Description

## 1.1 Applicant

**Espressif Systems (Shanghai) Co.,Ltd.**

Suite 204, Block 2, 690 Bibo Road, Zhang Jiang Hi-Tech Park, Shanghai, China

## 1.2 Manufacturer

**Espressif Systems (Shanghai) Co.,Ltd.**

Suite 204, Block 2, 690 Bibo Road, Zhang Jiang Hi-Tech Park, Shanghai, China

## 1.3 Product Feature of Equipment Under Test

Product Feature	
Equipment	2.4GHz Wi-Fi & BT IoT Module
Brand Name	ESPRESSIF
Model Name	ESP32-C6-WROOM-1U
FCC ID	2AC7Z-ESPC6WROOMU
S/N Code	Conducted: d8bc38cecd8c Conduction: d8bc38ced89c Radiation: d8bc38cecdb0
HW Version	V1.2
SW Version	v1.1.3.4
EUT Stage	Identical Prototype

**Remark:** The above EUT's information was declared by manufacturer. Please refer to the specifications or user's manual for more detailed description.

## 1.4 Product Specification of Equipment Under Test

Standards-related Product Specification	
Tx/Rx Frequency Range	2402 MHz ~ 2480 MHz
Number of Channels	40
Carrier Frequency of Each Channel	40 Channel(37 hopping + 3 advertising channel)
Maximum Output Power to Antenna	BLE 1Mbps: 19.14 dBm (0.0820 W) BLE 2Mbps: 20.26 dBm (0.1062 W) BLE 125Kbps: 18.71 dBm (0.0743 W) BLE 500Kbps: 19.89 dBm (0.0975 W)
99% Occupied Bandwidth	BLE 1Mbps:1.045MHz BLE 2Mbps:2.066MHz
Antenna Type / Gain	Sleeve Monopole Antenna with gain 2.33 dBi
Type of Modulation	Bluetooth LE : GFSK

**Note:** For Bluetooth LE 125Kbps & 500Kbps & 1Mbps & 2Mbps mode, the whole testing has assessed only BLE 1Mbps & 2Mbps mode by referring to their higher conducted power.



### 1.5 Modification of EUT

No modifications are made to the EUT during all test items.

### 1.6 Testing Location

Sporton International Inc. (Kunshan) is accredited to ISO/IEC 17025:2017 by American Association for Laboratory Accreditation with Certificate Number 5145.02.

<b>Test Firm</b>	Sporton International Inc. (Kunshan)		
<b>Test Site Location</b>	No. 1098, Pengxi North Road, Kunshan Economic Development Zone Jiangsu Province 215300 People's Republic of China TEL : +86-512-57900158		
<b>Test Site No.</b>	<b>Sporton Site No.</b>	<b>FCC Designation No.</b>	<b>FCC Test Firm Registration No.</b>
	CO01-KS 03CH05-KS TH01-KS	CN1257	314309

### 1.7 Test Software

Item	Site	Manufacturer	Name	Version
1.	TH01-KS	SPORTON	FCC 15C-15E Test Tools Ver10.0_210607	10.0
2.	03CH05-KS	AUDIX	E3	210616
3.	CO01-KS	AUDIX	E3	6.2009-8-24

### 1.8 Applicable Standards

According to the specifications of the manufacturer, the EUT must comply with the requirements of the following standards:

- ♦ 47 CFR Part 15 Subpart C §15.247
- ♦ FCC KDB 558074 D01 15.247 Meas Guidance v05r02
- ♦ ANSI C63.10-2013

**Remark:** All test items were verified and recorded according to the standards and without any deviation during the test.



## 2 Test Configuration of Equipment Under Test

### 2.1 Carrier Frequency Channel

Frequency Band	Channel	Freq. (MHz)	Channel	Freq. (MHz)
2400-2483.5 MHz	0	2402	21	2444
	1	2404	22	2446
	2	2406	23	2448
	3	2408	24	2450
	4	2410	25	2452
	5	2412	26	2454
	6	2414	27	2456
	7	2416	28	2458
	8	2418	29	2460
	9	2420	30	2462
	10	2422	31	2464
	11	2424	32	2466
	12	2426	33	2468
	13	2428	34	2470
	14	2430	35	2472
	15	2432	36	2474
	16	2434	37	2476
	17	2436	38	2478
	18	2438	39	2480
	19	2440	-	-
20	2442	-	-	



## 2.2 Test Mode

- a. The EUT has been associated with peripherals and configuration operated in a manner tended to maximize its emission characteristics in a typical application. Frequency range investigated: conduction emission (150 kHz to 30 MHz), radiation emission (9 kHz to the 10th harmonic of the highest fundamental frequency or to 40 GHz, whichever is lower). For radiated measurement, pre-scanned in three orthogonal panels, X, Y, Z. The worst cases (Y plane) were recorded in this report.
- b. AC power line Conducted Emission was tested under maximum output power.

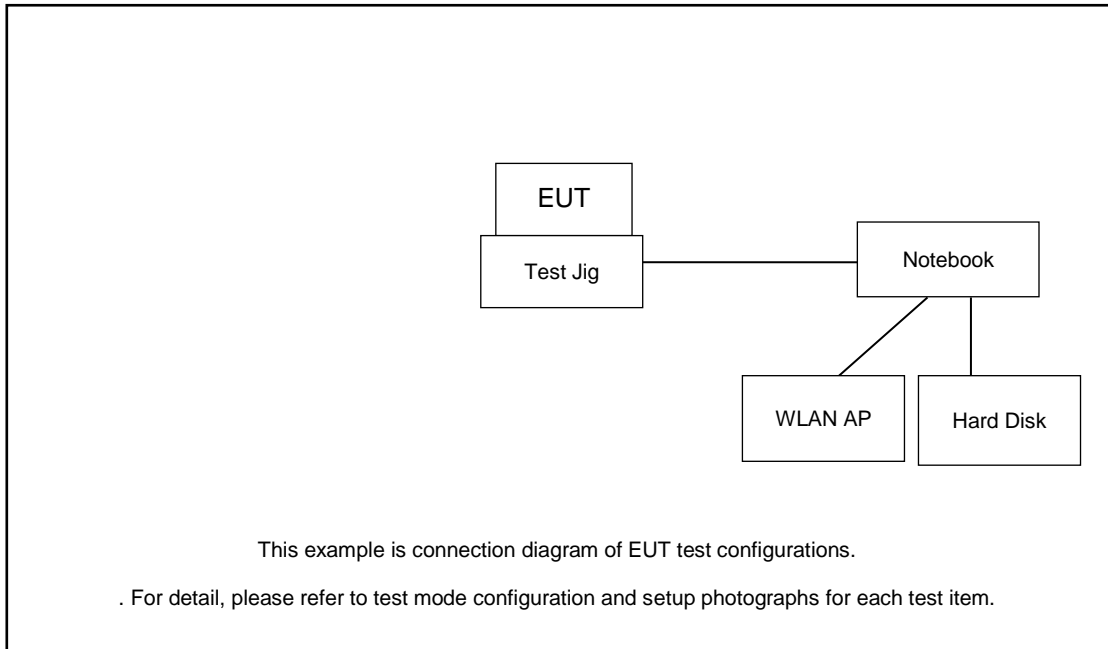
The following summary table is showing all test modes to demonstrate in compliance with the standard.

Summary table of Test Cases	
Test Item	Data Rate / Modulation
	Bluetooth – LE / GFSK
Conducted TCs	Mode 1: Bluetooth Tx CH00_2402 MHz_BLE 1Mbps
	Mode 2: Bluetooth Tx CH19_2440 MHz_BLE 1Mbps
	Mode 3: Bluetooth Tx CH39_2480 MHz_BLE 1Mbps
	Mode 4: Bluetooth Tx CH38_2478 MHz_BLE 1Mbps
	Mode 5: Bluetooth Tx CH01_2404 MHz_BLE 2Mbps
	Mode 6: Bluetooth Tx CH19_2440 MHz_BLE 2Mbps
	Mode 7: Bluetooth Tx CH38_2478 MHz_BLE 2Mbps
	Mode 8: Bluetooth Tx CH39_2480 MHz_BLE 2Mbps
Radiated TCs	Mode 1: Bluetooth Tx CH00_2402 MHz_BLE 1Mbps
	Mode 2: Bluetooth Tx CH19_2440 MHz_BLE 1Mbps
	Mode 3: Bluetooth Tx CH39_2480 MHz_BLE 1Mbps
	Mode 4: Bluetooth Tx CH38_2478 MHz_BLE 1Mbps
	Mode 5: Bluetooth Tx CH01_2404 MHz_BLE 2Mbps
	Mode 6: Bluetooth Tx CH19_2440 MHz_BLE 2Mbps
	Mode 7: Bluetooth Tx CH38_2478 MHz_BLE 2Mbps
	Mode 8: Bluetooth Tx CH39_2480 MHz_BLE 2Mbps
AC Conducted Emission	Mode 1: BLE TX + WLAN Link(2.4G) + Charging from test Jig
<b>Remark:</b> For Radiated Test Cases, The tests were performance with Test Jig.	

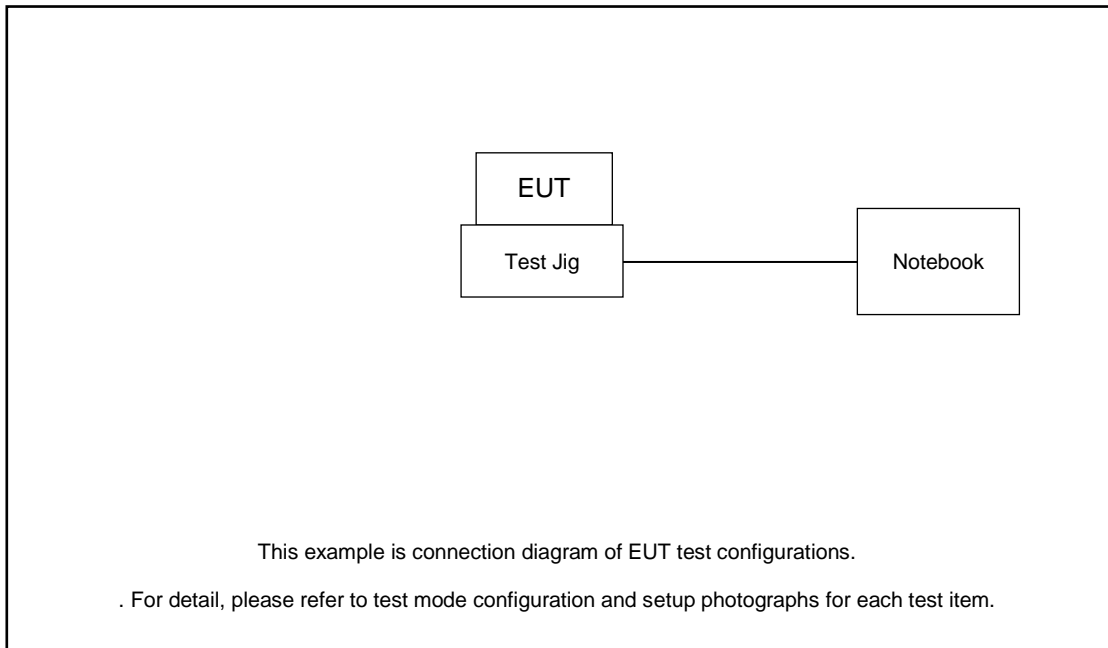


## 2.3 Connection Diagram of Test System

AC Conducted Emission:



Radiated Emission:



## 2.4 Support Unit used in test configuration and system

Item	Equipment	Trade Name	Model Name	FCC ID	Data Cable	Power Cord
1.	WLAN AP	D-link	DIR-655	KA21R655B1	N/A	Unshielded, 1.8m
2.	Notebook	Lenovo	G480	QDS-BRCM1050I	N/A	AC I/P: Unshielded, 1.8 m DC O/P: Shielded, 1.8 m
3.	Hard DISK	WD	C6B	N/A	N/A	N/A
4.	Test Jig	N/A	N/A	N/A	N/A	N/A

## 2.5 EUT Operation Test Setup

For BLE function, the engineering test program was provided and enabled to make EUT continuous transmit.

For AC power line conducted emissions, the EUT was set to connect with the WLAN AP under large package sizes transmission.

## 2.6 Measurement Results Explanation Example

### For all conducted test items:

The offset level is set in the spectrum analyzer to compensate the RF cable loss and attenuator factor between EUT conducted output port and spectrum analyzer. With the offset compensation, the spectrum analyzer reading level is exactly the EUT RF output level.

Example :

The spectrum analyzer offset is derived from RF cable loss.

*Offset = RF cable loss.*

Following shows an offset computation example with cable loss 6.0 dB

$$\begin{aligned} \text{Offset(dB)} &= \text{RF cable loss(dB)} \\ &= 6.0 \text{ (dB)} \end{aligned}$$

### 3 Test Result

#### 3.1 6dB and 99% Bandwidth Measurement

##### 3.1.1 Limit of 6dB and 99% Bandwidth

The minimum 6 dB bandwidth shall be at least 500 kHz.

##### 3.1.2 Measuring Instruments

The section 4.0 of List of Measuring Equipment of this test report is used for test.

##### 3.1.3 Test Procedures

1. The testing follows ANSI C63.10-2013 clause 11.8
2. The RF output of EUT was connected to the spectrum analyzer by RF cable and attenuator. The path loss was compensated to the results for each measurement.
3. Set to the maximum power setting and enable the EUT transmit continuously.
4. Make the measurement with the spectrum analyzer's resolution bandwidth (RBW) = 100 kHz. Set the Video bandwidth (VBW) = 300 kHz. In order to make an accurate measurement. The 6 dB bandwidth must be greater than 500 kHz.
5. For 99% Bandwidth Measurement, the spectrum analyzer's resolution bandwidth (RBW) is set 1% to 5% of the 99% OBW and the VBW is set to 3 times of the RBW.
6. Measure and record the results in the test report.

##### 3.1.4 Test Setup



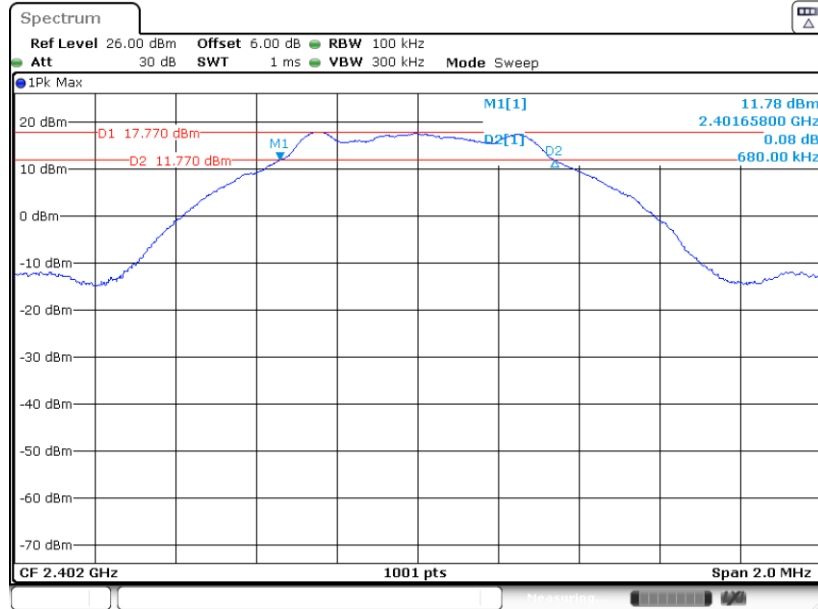


### 3.1.5 Test Result of 6dB Bandwidth

Please refer to Appendix A.

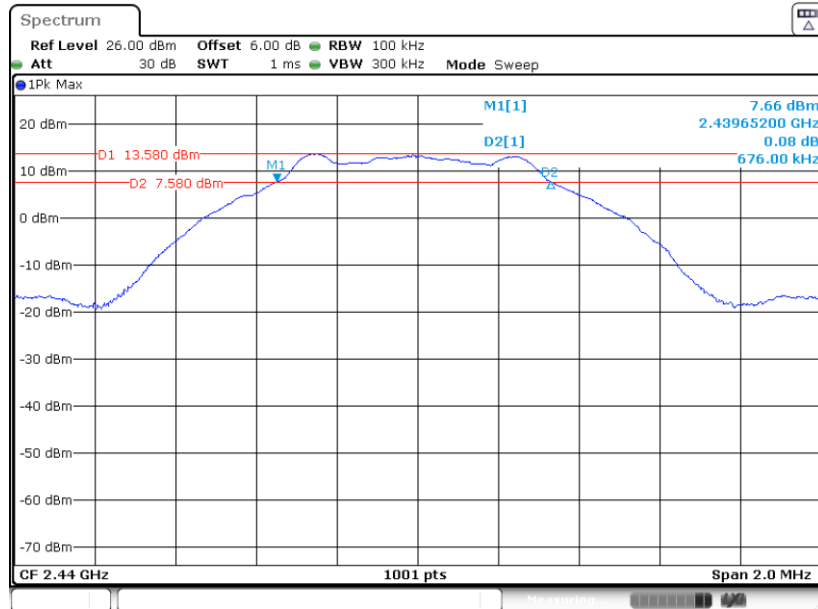
#### BLE 1Mbps

#### 6 dB Bandwidth Plot on Channel 00



Date: 28.AUG.2023 19:05:41

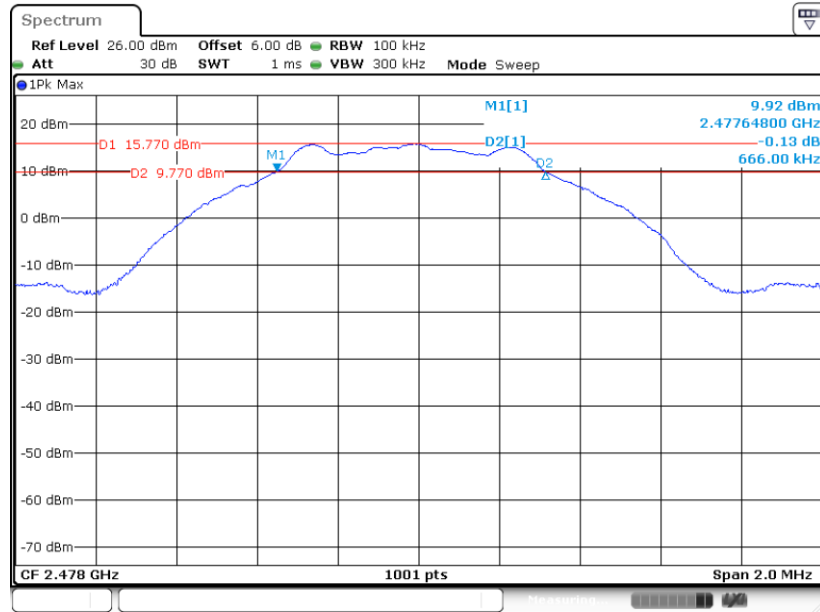
#### 6 dB Bandwidth Plot on Channel 19



Date: 31.OCT.2023 19:08:00

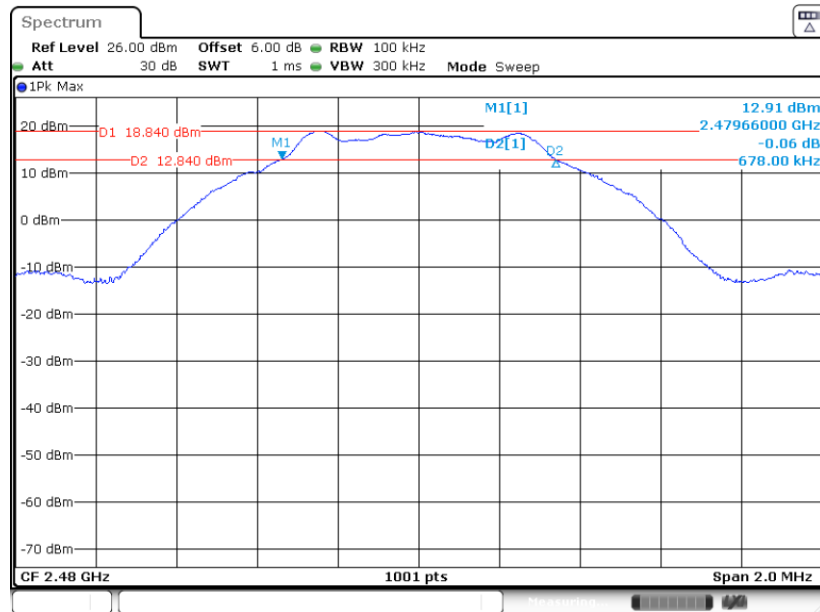


6 dB Bandwidth Plot on Channel 38



Date: 30.NOV.2023 21:12:32

6 dB Bandwidth Plot on Channel 39

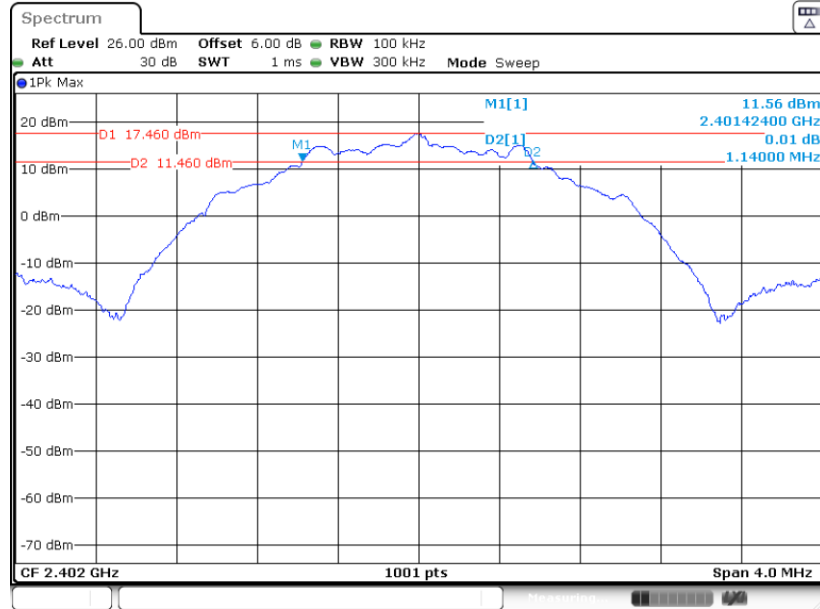


Date: 28.AUG.2023 19:11:52



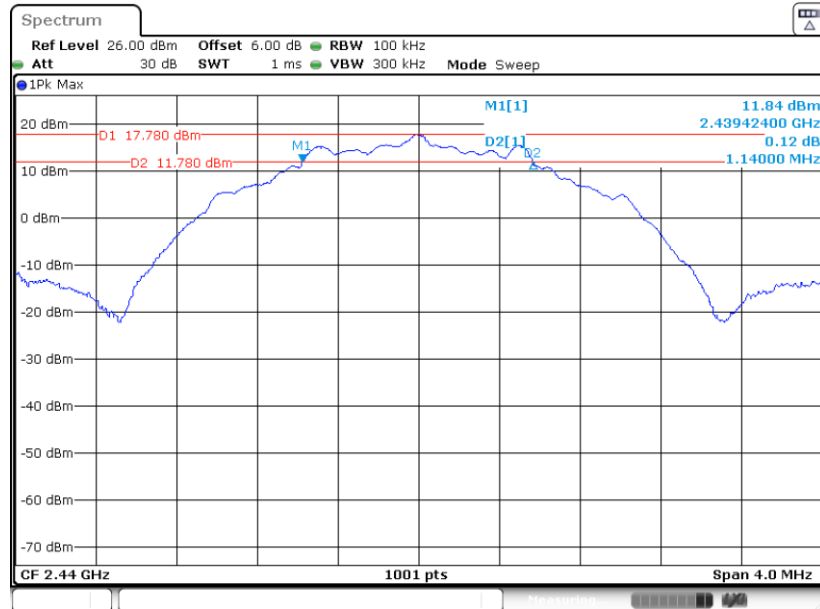
BLE 2Mbps

6 dB Bandwidth Plot on Channel 00



Date: 28.AUG.2023 19:15:45

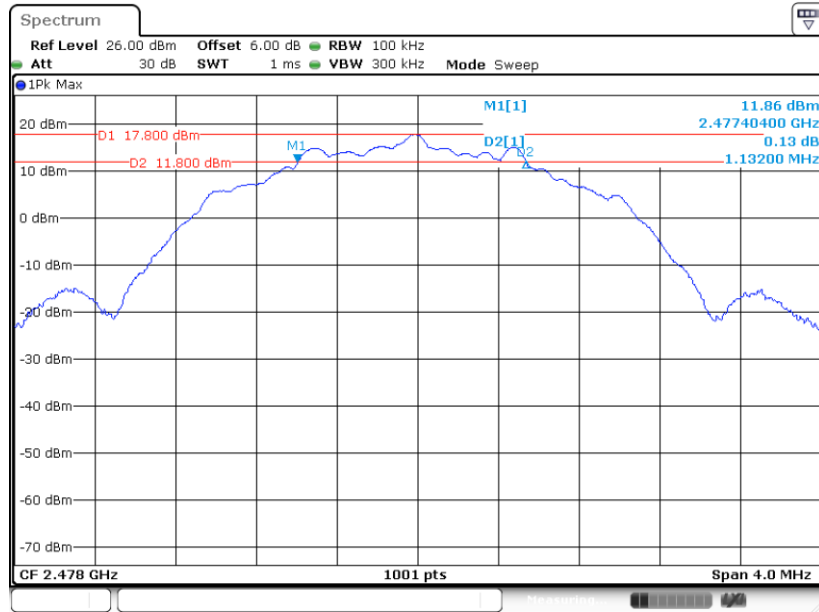
6 dB Bandwidth Plot on Channel 19



Date: 28.AUG.2023 19:20:33

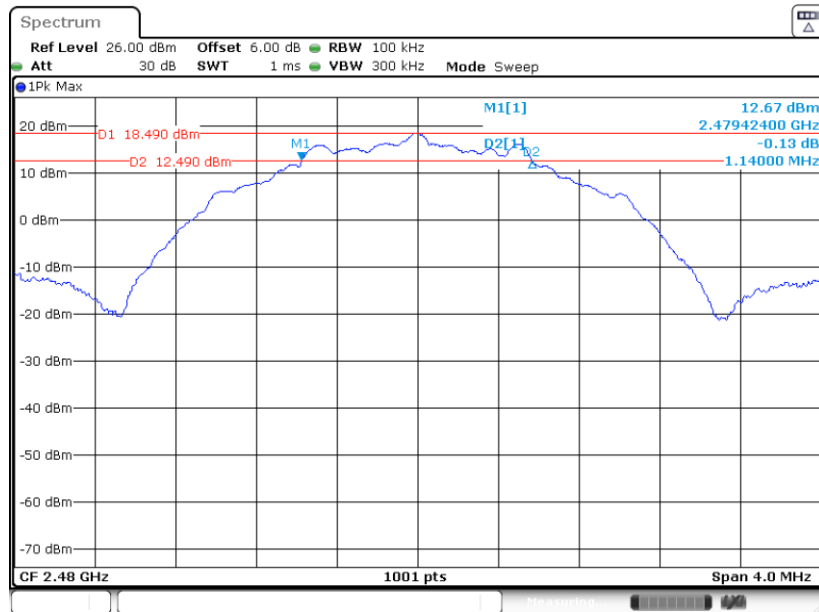


6 dB Bandwidth Plot on Channel 38



Date: 30.NOV.2023 21:17:10

6 dB Bandwidth Plot on Channel 39



Date: 28.AUG.2023 19:23:34

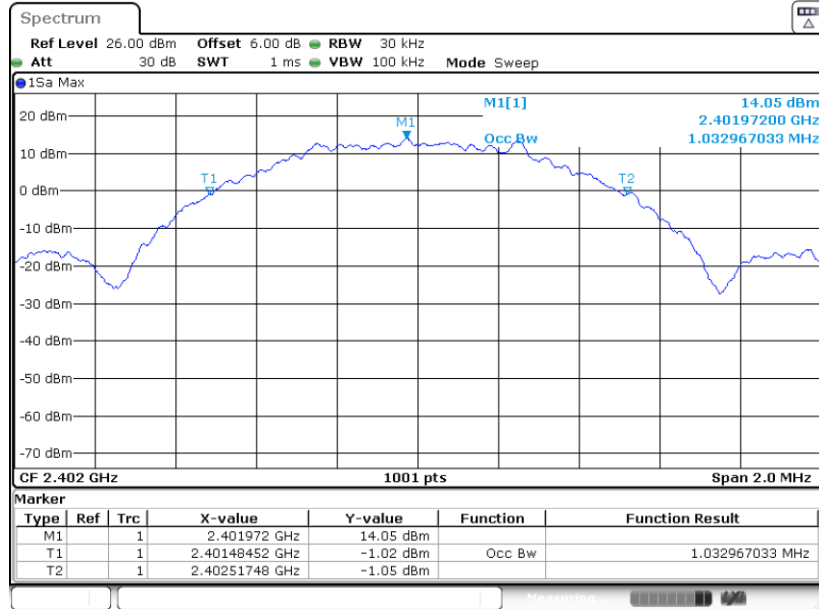


### 3.1.6 Test Result of 99% Occupied Bandwidth

Please refer to Appendix A.

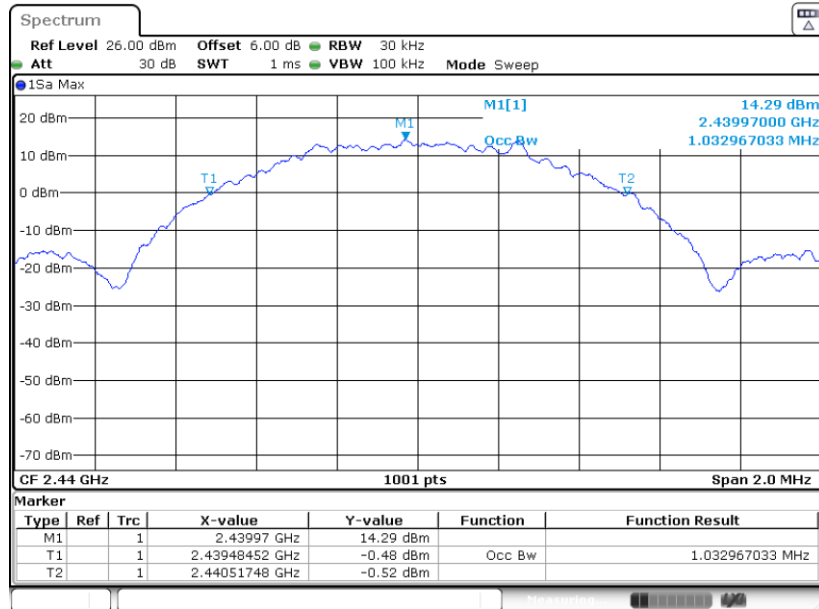
#### BLE 1Mbps

#### 99% Occupied Bandwidth Plot on Channel 00



Date: 28.AUG.2023 19:07:27

#### 99% Occupied Bandwidth Plot on Channel 19

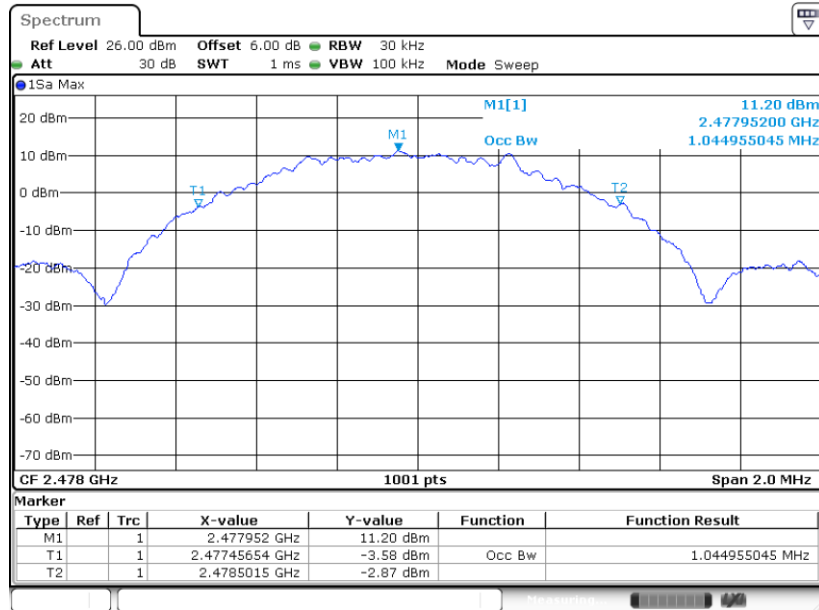


Date: 28.AUG.2023 19:10:29



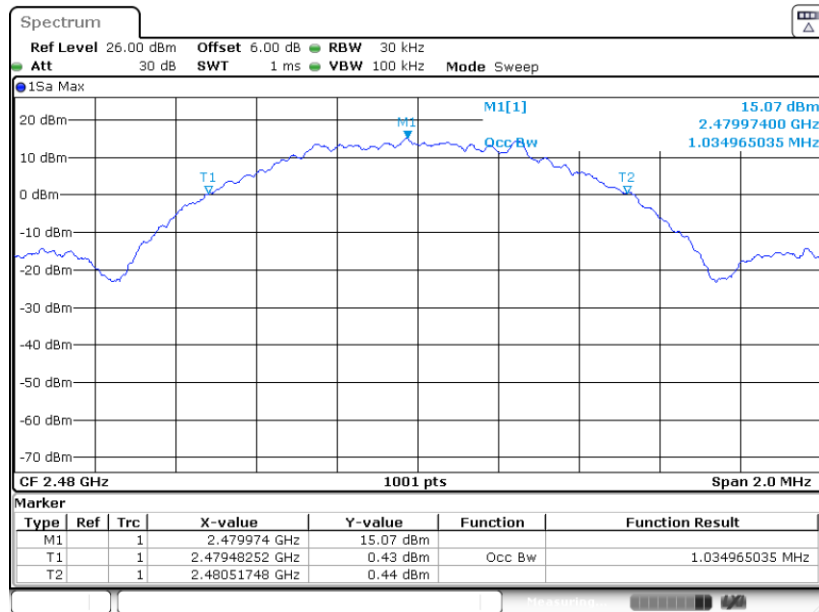


99% Occupied Bandwidth Plot on Channel 38



Date: 30.NOV.2023 21:14:21

99% Occupied Bandwidth Plot on Channel 39

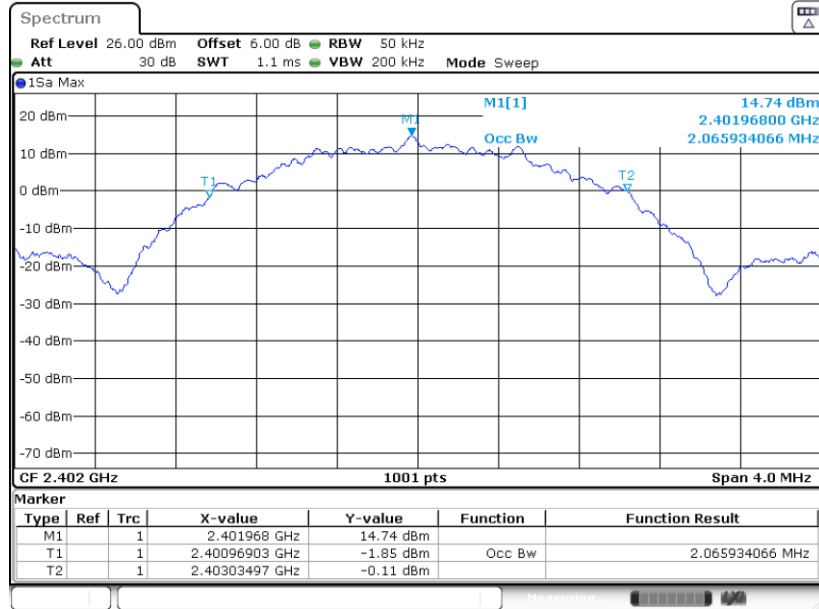


Date: 28.AUG.2023 19:13:38



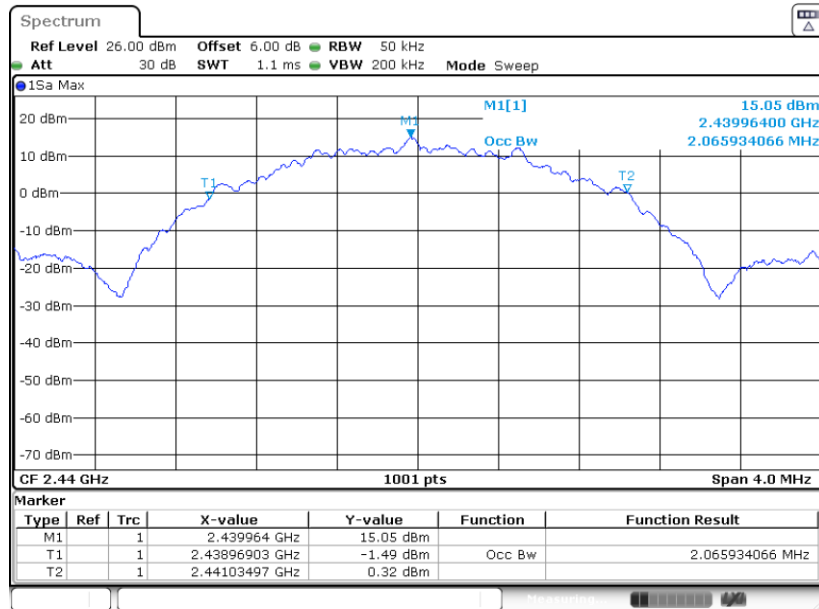
BLE 2Mbps

99% Occupied Bandwidth Plot on Channel 00



Date: 28.AUG.2023 19:31:29

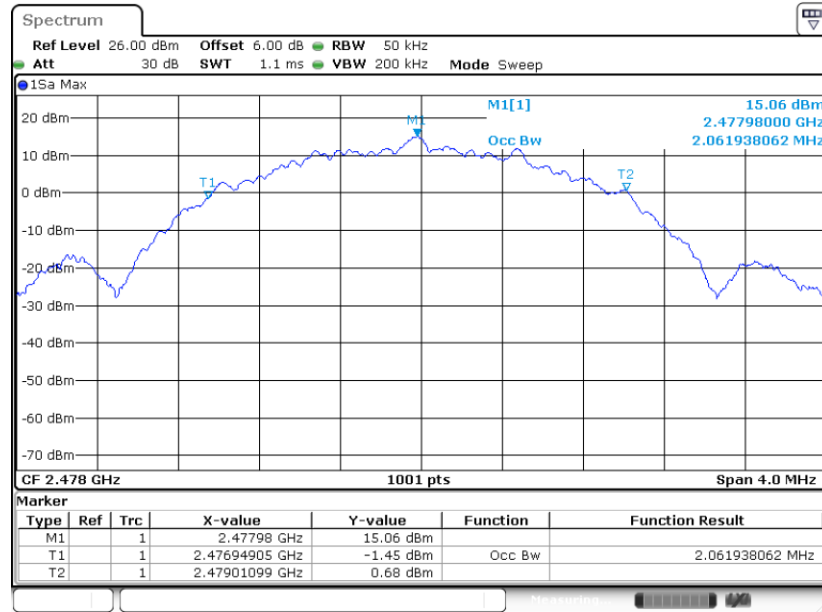
99% Occupied Bandwidth Plot on Channel 19



Date: 28.AUG.2023 19:32:07

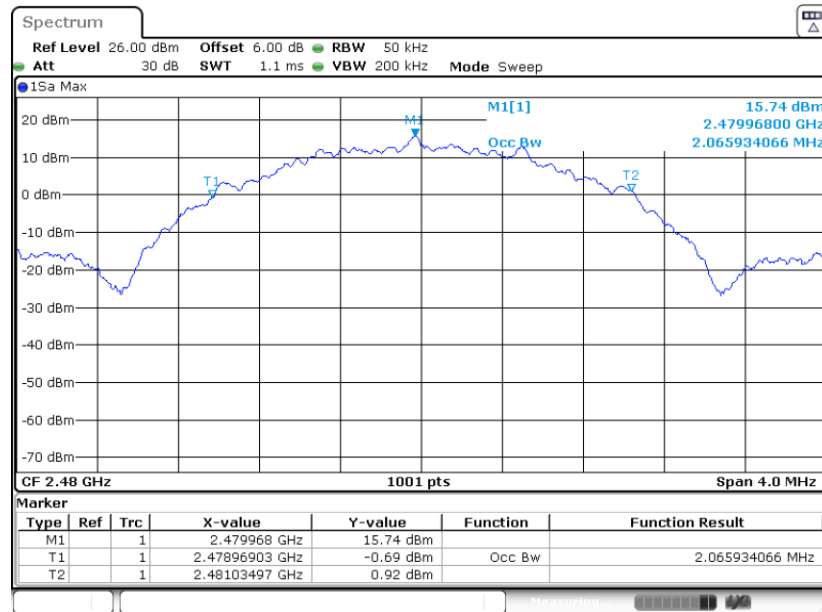


99% Occupied Bandwidth Plot on Channel 38



Date: 30.NOV.2023 21:19:53

99% Occupied Bandwidth Plot on Channel 39



Date: 28.AUG.2023 19:32:36

Note : The occupied channel bandwidth is maintained within the band of operation for all of the modulations.

## 3.2 Output Power Measurement

### 3.2.1 Limit of Output Power

For systems using digital modulation in the 2400-2483.5MHz, the limit for peak output power is 30dBm. If transmitting antenna of directional gain greater than 6dBi is used, the peak output power from the intentional radiator shall be reduced below the above stated value by the amount in dB that the directional gain of the antenna exceeds 6 dBi. In case of point-to-point operation, the limit has to be reduced by 1dB for every 3dB that the directional gain of the antenna exceeds 6dBi.

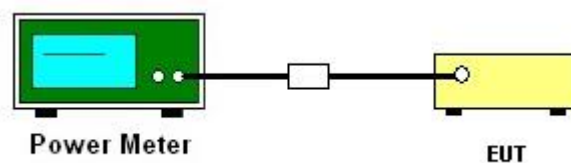
### 3.2.2 Measuring Instruments

The section 4.0 of List of Measuring Equipment of this test report is used for test.

### 3.2.3 Test Procedures

1. The testing follows the Measurement Procedure of ANSI C63.10-2013 clause 11.9.1.3 PKPM1 Peak power meter or ANSI C63.10-2013 clause 11.9.2.3.1 Method AVGPM method.
2. The RF output of EUT was connected to the power meter by RF cable and attenuator. The path loss was compensated to the results for each measurement.
3. Set to the maximum power setting and enable the EUT transmit continuously.
4. Measure the conducted output power and record the results in the test report.

### 3.2.4 Test Setup



### 3.2.5 Test Result of Peak Output Power

Please refer to Appendix A.

### 3.2.6 Test Result of Average Output Power (Reporting Only)

Please refer to Appendix A.

### 3.3 Power Spectral Density Measurement

#### 3.3.1 Limit of Power Spectral Density

The peak power spectral density shall not be greater than 8dBm in any 3kHz band at any time interval of continuous transmission.

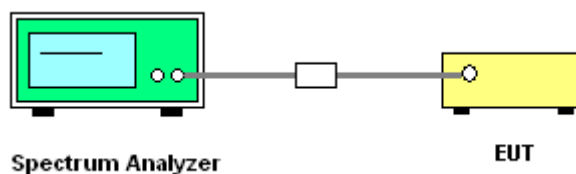
#### 3.3.2 Measuring Instruments

The section 4.0 of List of Measuring Equipment of this test report is used for test.

#### 3.3.3 Test Procedures

1. The testing follows Measurement Procedure of ANSI C63.10-2013 clause 11.10.2 Method PKPSD.
2. The RF output of EUT was connected to the spectrum analyzer by RF cable and attenuator. The path loss was compensated to the results for each measurement.
3. Set to the maximum power setting and enable the EUT transmit continuously.
4. Make the measurement with the spectrum analyzer's resolution bandwidth (RBW) = 3 kHz. Video bandwidth VBW = 10 kHz In order to make an accurate measurement, set the span to 1.5 times DTS Channel Bandwidth. (6dB BW)
5. Detector = peak, Sweep time = auto couple, Trace mode = max hold, Allow trace to fully stabilize. Use the peak marker function to determine the maximum power level.
6. Measure and record the results in the test report.
7. The Measured power density (dBm)/ 100kHz is a reference level and used as 20dBc down limit line for Conducted Band Edges and Conducted Spurious Emission.

#### 3.3.4 Test Setup



#### 3.3.5 Test Result of Power Spectral Density

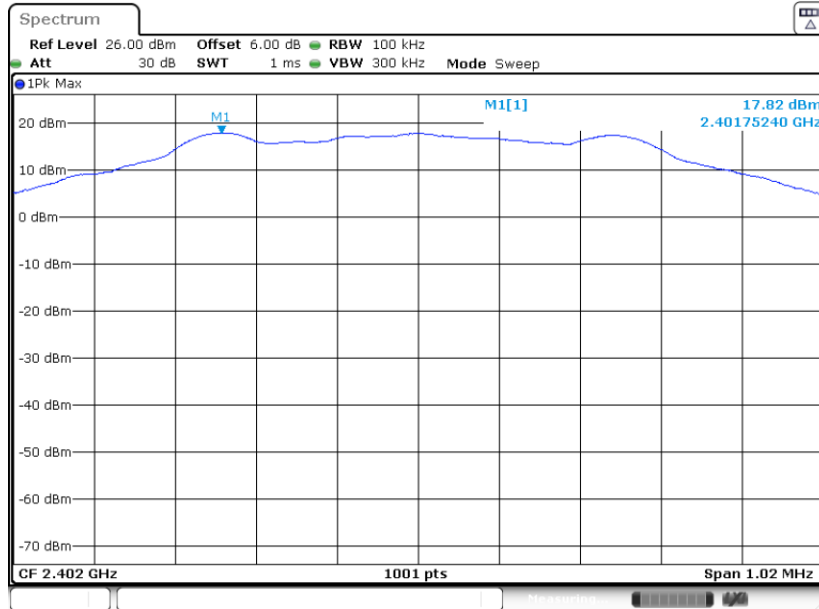
Please refer to Appendix A.



### 3.3.6 Test Result of Power Spectral Density Plots (100kHz)

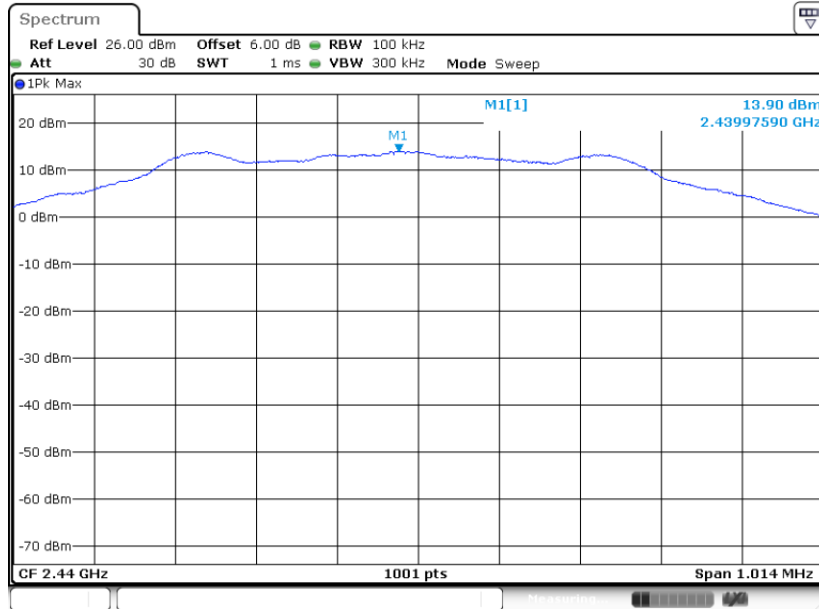
#### BLE 1Mbps

#### PSD 100kHz Plot on Channel 00



Date: 28.AUG.2023 19:06:19

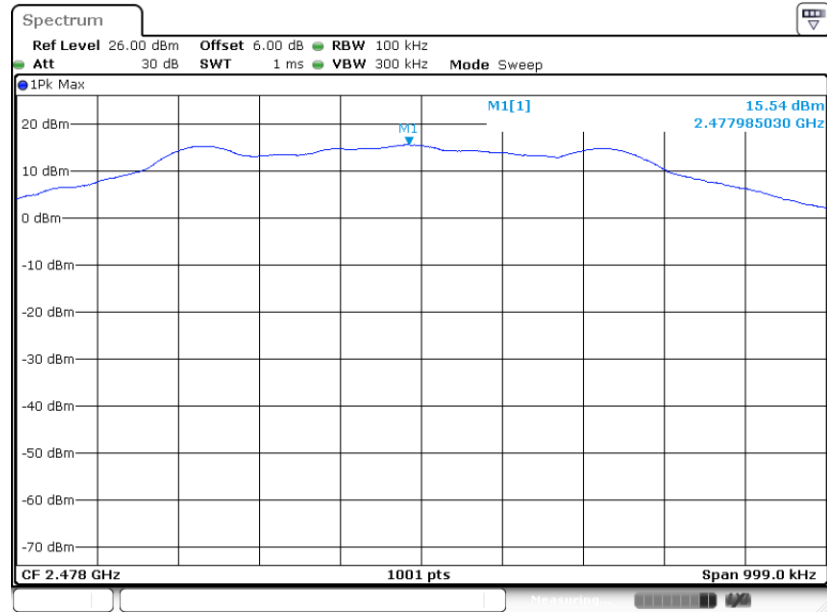
#### PSD 100kHz Plot on Channel 19



Date: 30.NOV.2023 20:11:31

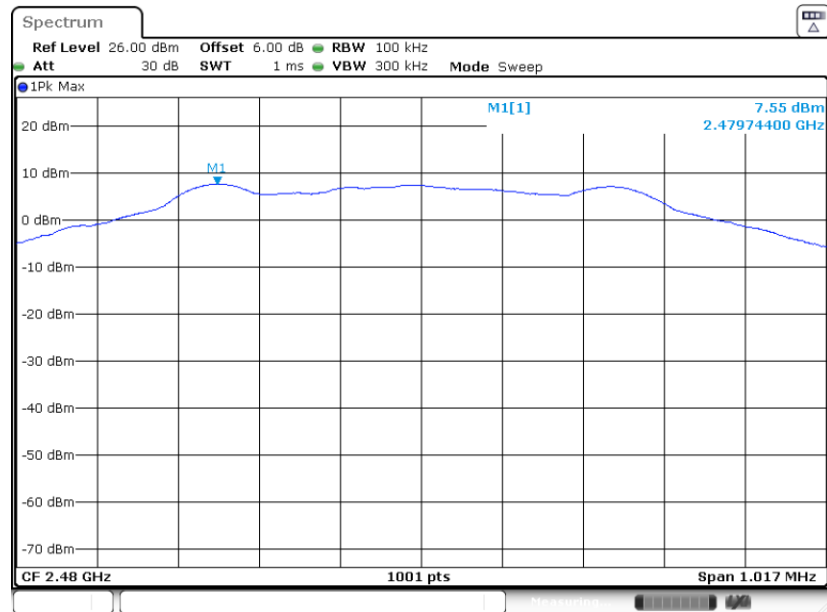


PSD 100kHz Plot on Channel 38



Date: 30.NOV.2023 21:13:10

PSD 100kHz Plot on Channel 39

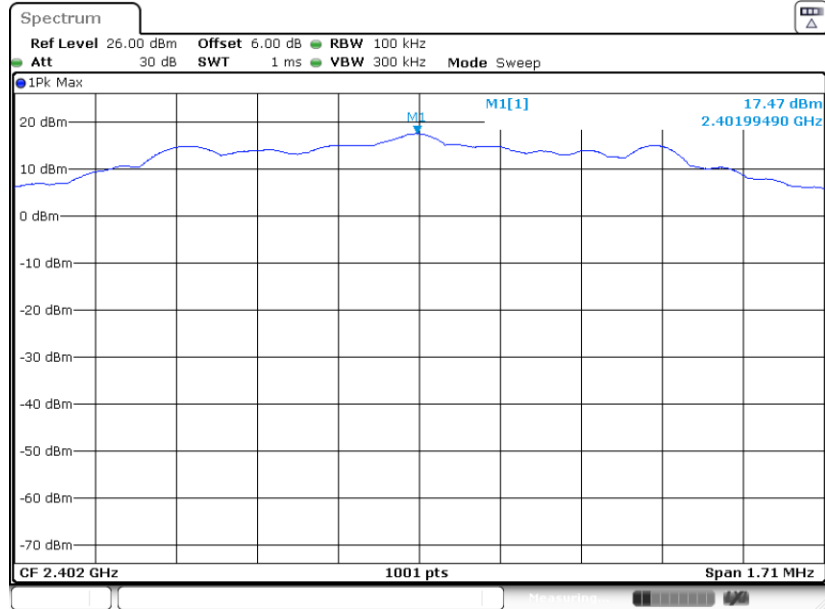


Date: 31.OCT.2023 19:11:24



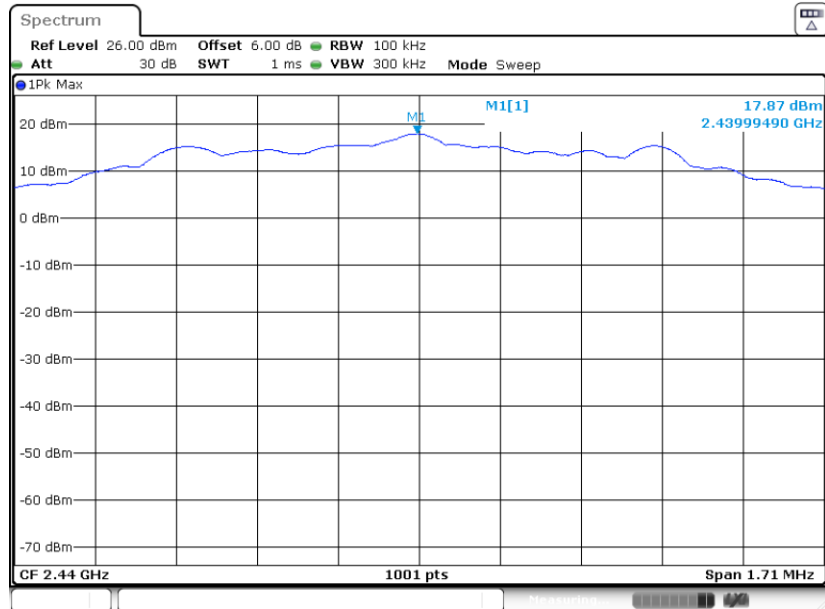
BLE 2Mbps

PSD 100kHz Plot on Channel 00



Date: 28.AUG.2023 19:16:23

PSD 100kHz Plot on Channel 19

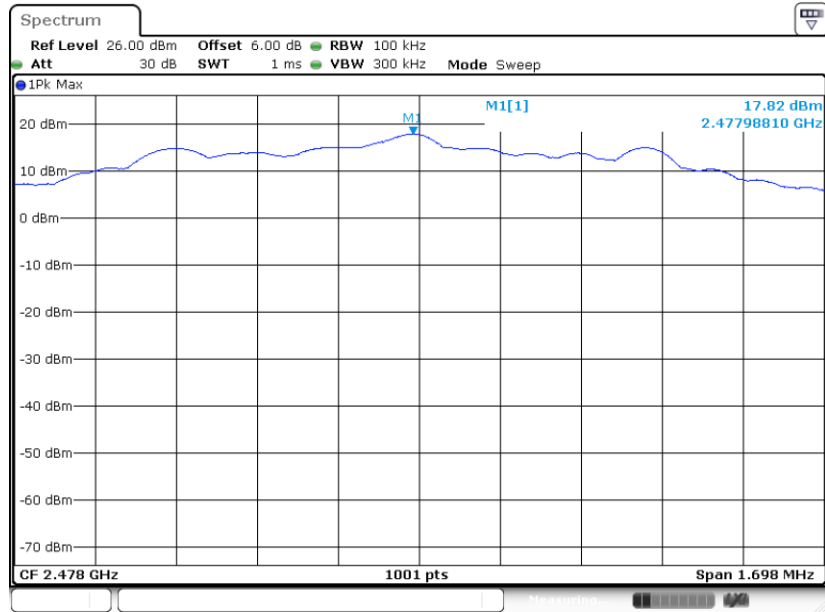


Date: 28.AUG.2023 19:21:11



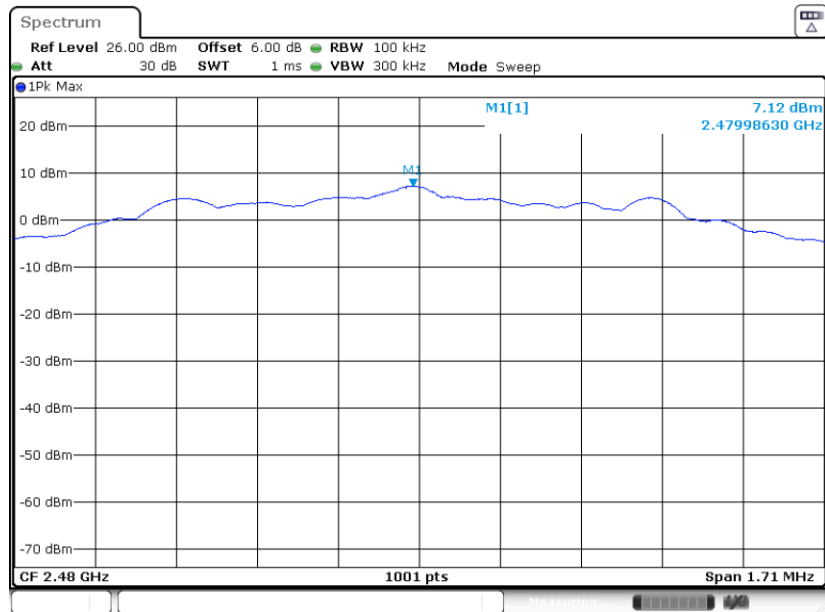


PSD 100kHz Plot on Channel 38



Date: 30.NOV.2023 21:17:49

PSD 100kHz Plot on Channel 39



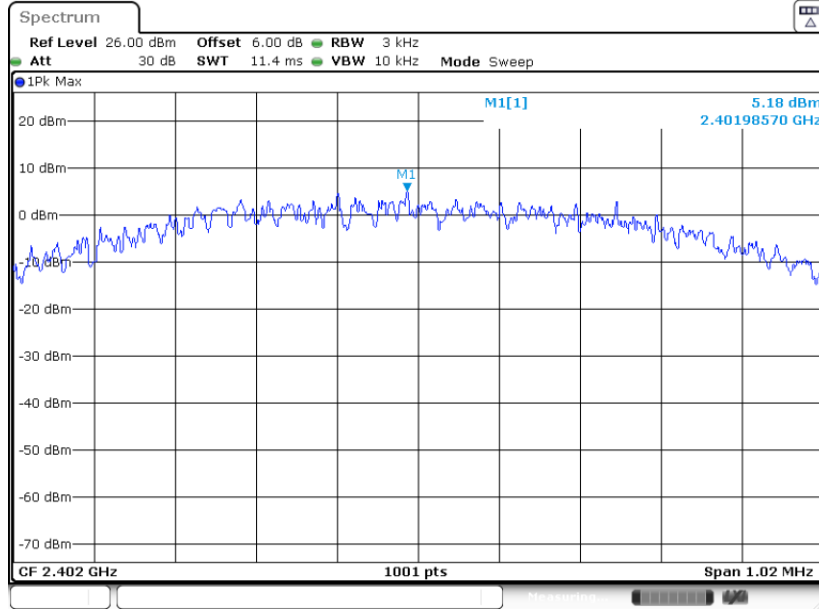
Date: 31.OCT.2023 19:14:26



### 3.3.7 Test Result of Power Spectral Density Plots (3kHz)

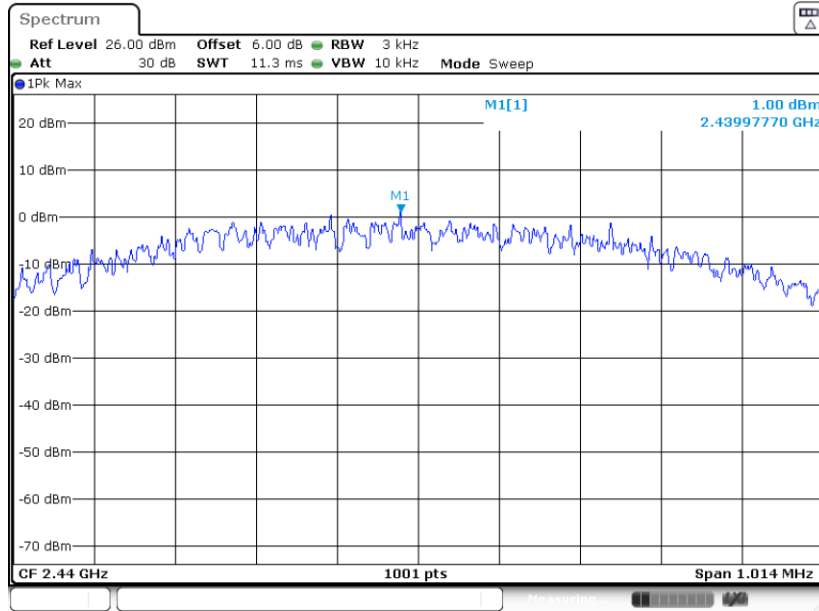
#### BLE 1Mbps

#### PSD 3kHz Plot on Channel 00



Date: 28.AUG.2023 19:06:00

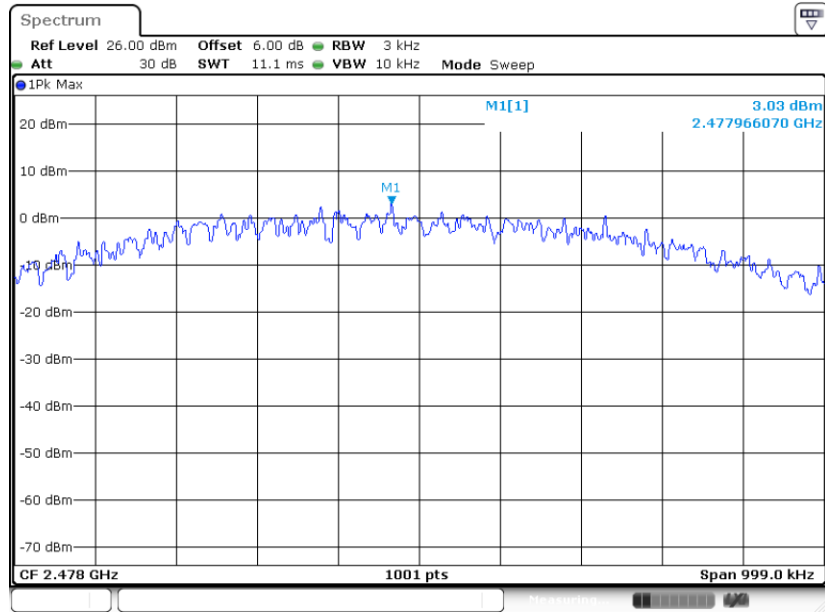
#### PSD 3kHz Plot on Channel 19



Date: 31.OCT.2023 19:08:19

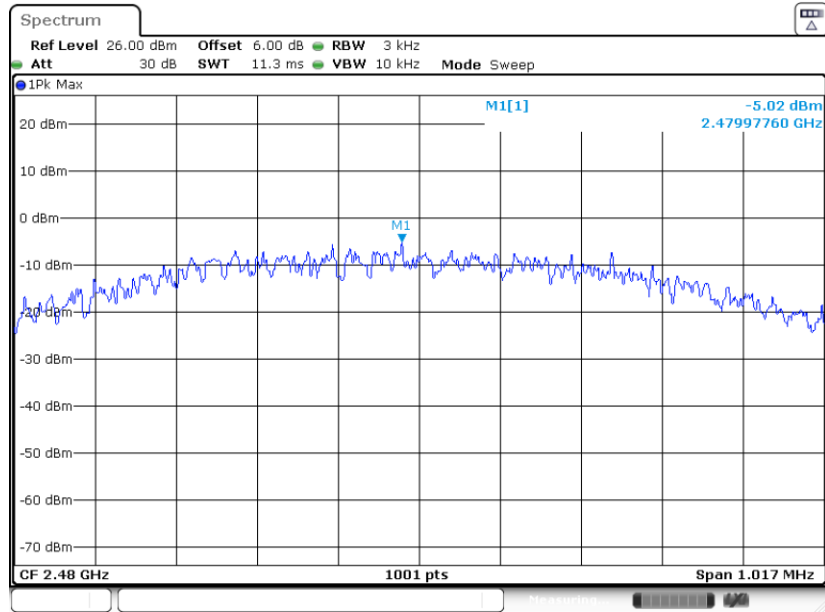


PSD 3kHz Plot on Channel 38



Date: 30.NOV.2023 21:12:51

PSD 3kHz Plot on Channel 39

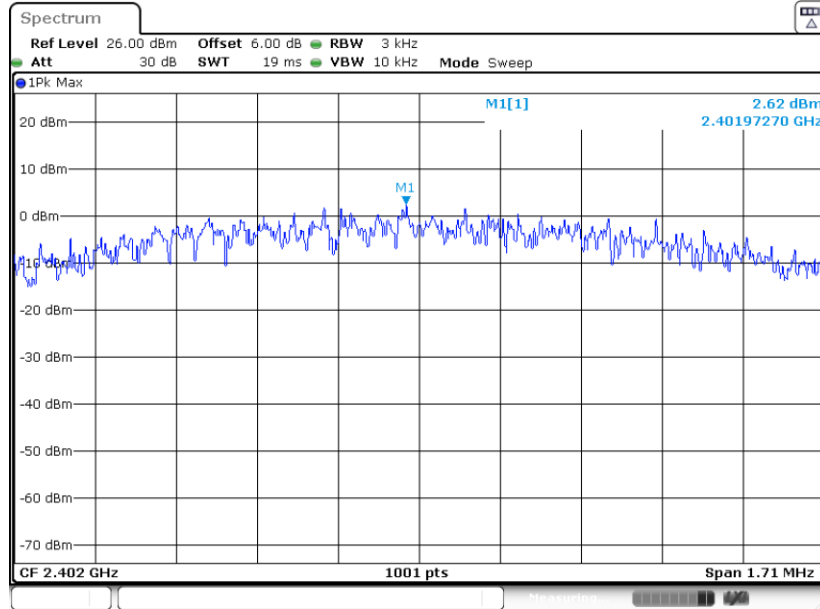


Date: 31.OCT.2023 19:11:05



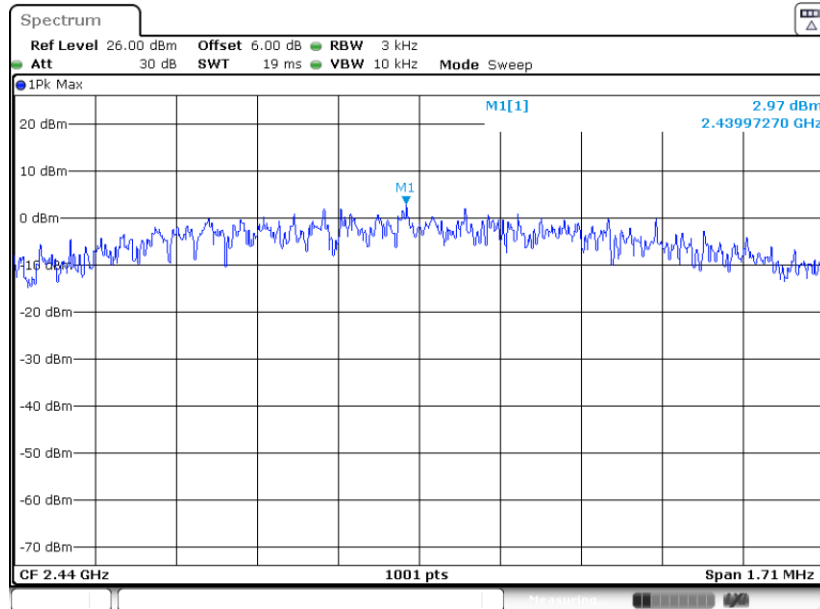
BLE 2Mbps

PSD 3kHz Plot on Channel 00



Date: 28.AUG.2023 19:16:04

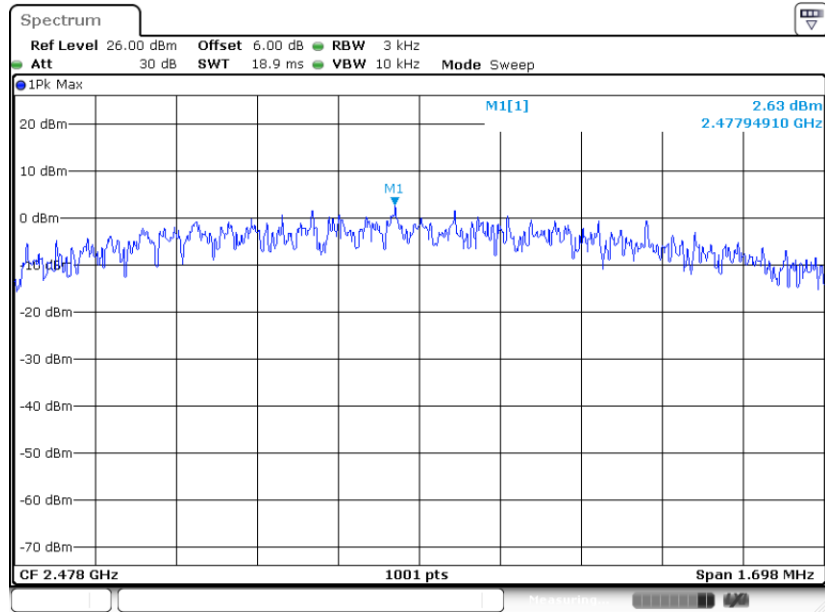
PSD 3kHz Plot on Channel 19



Date: 28.AUG.2023 19:20:52

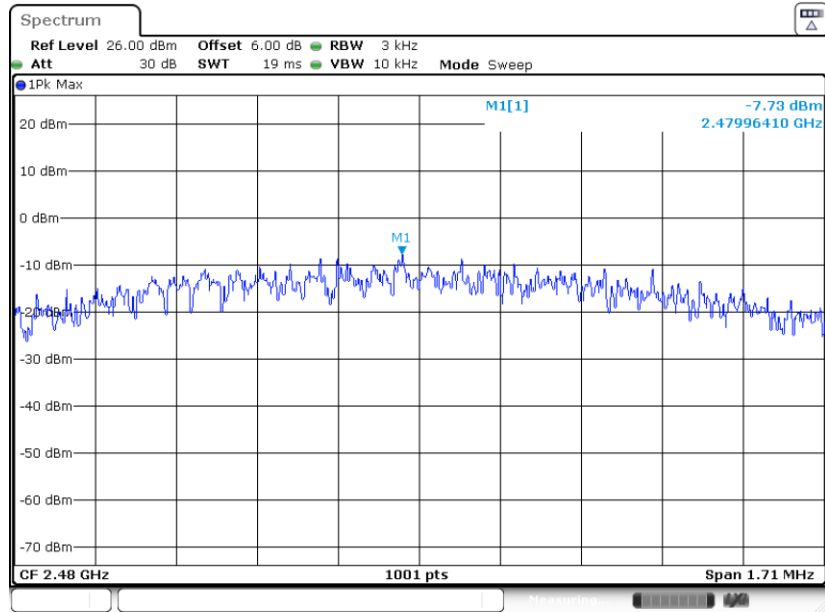


PSD 3kHz Plot on Channel 38



Date: 30.NOV.2023 21:17:30

PSD 3kHz Plot on Channel 39



Date: 31.OCT.2023 19:14:07

## 3.4 Conducted Band Edges and Spurious Emission Measurement

### 3.4.1 Limit of Conducted Band Edges and Spurious Emission

All harmonics/spurious must be at least 20 dB down from the highest emission level within the authorized band.

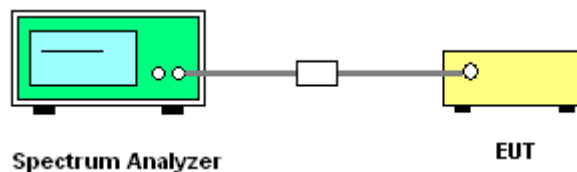
### 3.4.2 Measuring Instruments

The section 4.0 of List of Measuring Equipment of this test report is used for test.

### 3.4.3 Test Procedure

1. The testing follows ANSI C63.10-2013 clause 11.13
2. The RF output of EUT was connected to the spectrum analyzer by RF cable and attenuator. The path loss was compensated to the results for each measurement.
3. Set to the maximum power setting and enable the EUT transmit continuously.
4. Set RBW = 100 kHz, VBW=300 kHz, Peak Detector. Unwanted Emissions measured in any 100 kHz bandwidth outside of the authorized frequency band shall be attenuated by at least 20 dB relative to the maximum in-band peak PSD level in 100 kHz when maximum peak conducted output power procedure is used. If the transmitter complies with the conducted power limits based on the use of RMS averaging over a time interval, the attenuation required under this paragraph shall be 30 dB instead of 20 dB.
5. Measure and record the results in the test report.
6. The RF fundamental frequency should be excluded against the limit line in the operating frequency band.

### 3.4.4 Test Setup

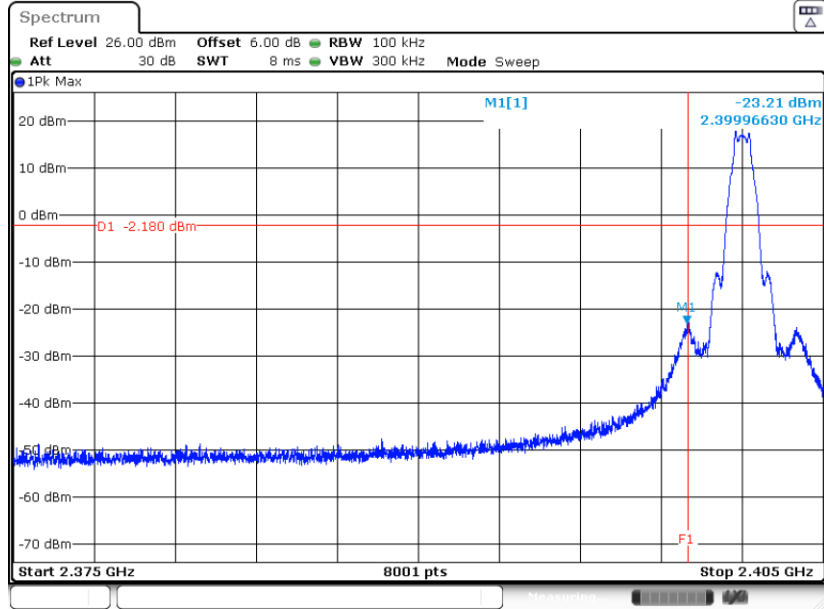




### 3.4.5 Test Result of Conducted Band Edges Plots

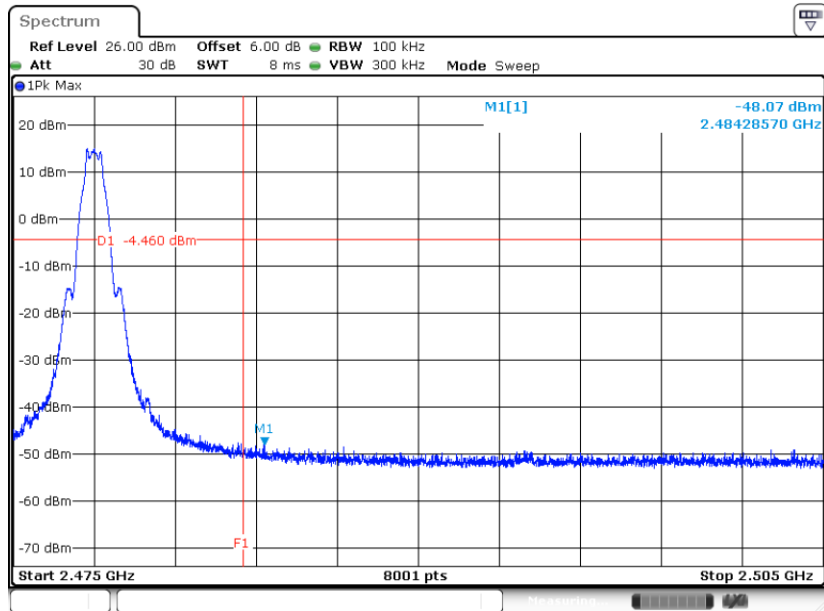
#### BLE 1Mbps

#### Low Band Edge Plot on Channel 00



Date: 28.AUG.2023 19:06:37

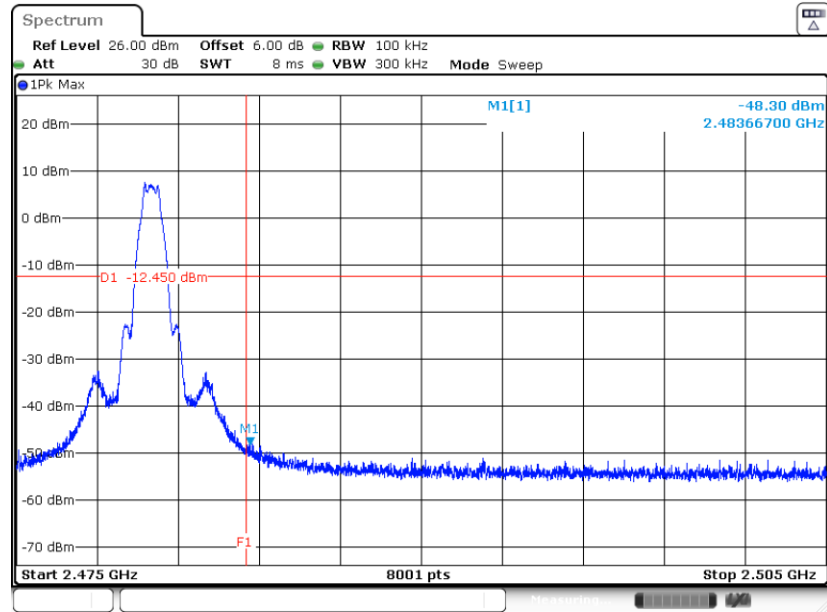
#### High Band Edge Plot on Channel 38



Date: 30.NOV.2023 21:16:08



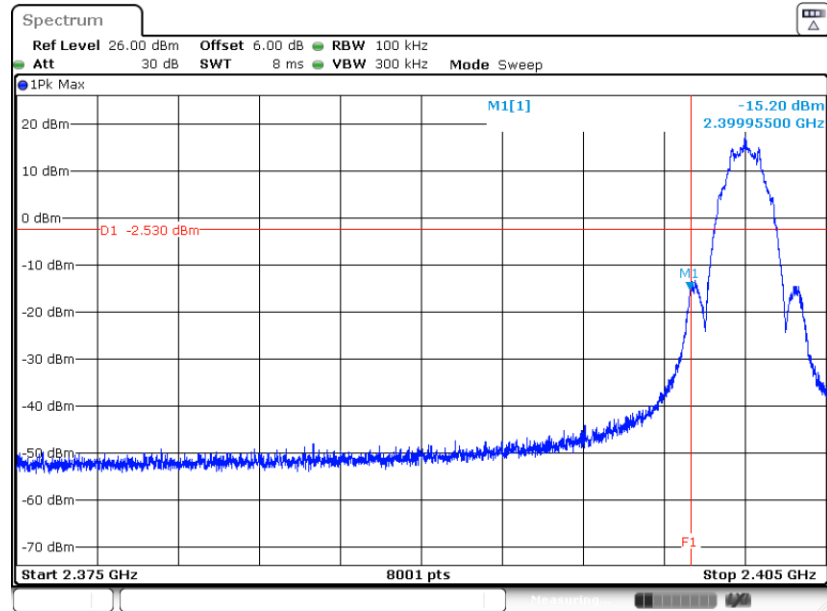
### High Band Edge Plot on Channel 39



Date: 31.OCT.2023 19:11:43

### BLE 2Mbps

### Low Band Edge Plot on Channel 00

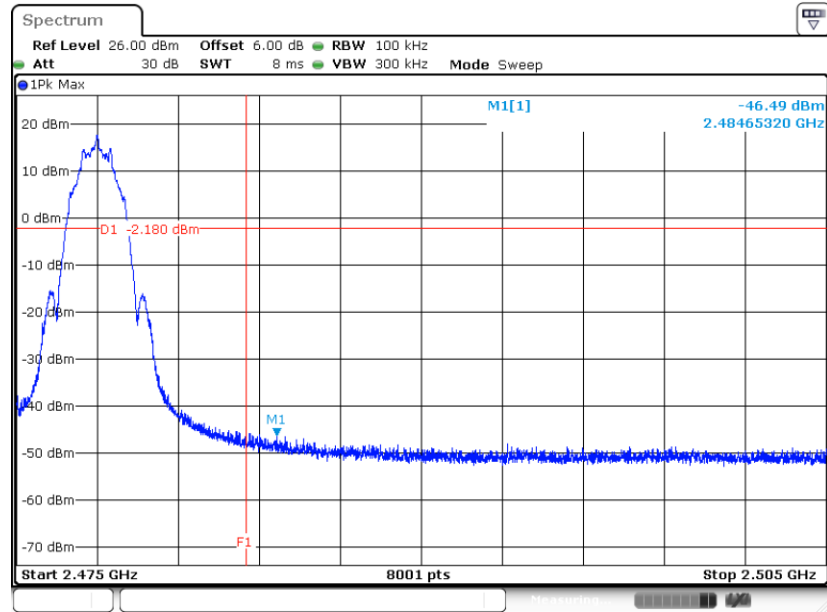


Date: 28.AUG.2023 19:19:13



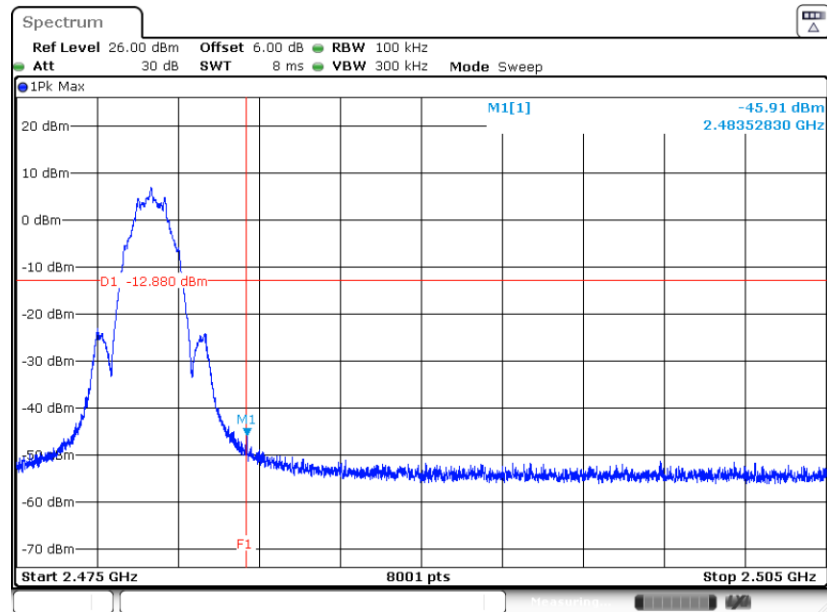


### High Band Edge Plot on Channel 38



Date: 30.NOV.2023 21:20:39

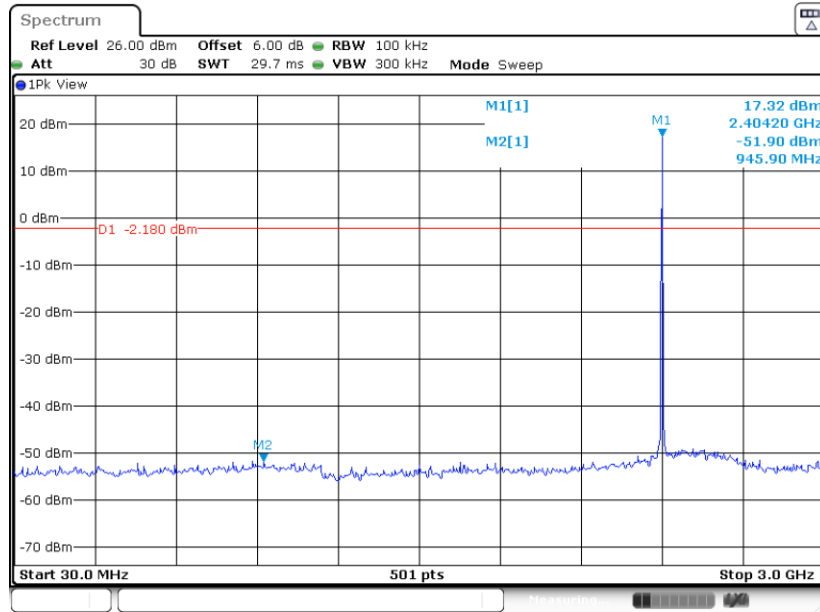
### High Band Edge Plot on Channel 39



Date: 31.OCT.2023 19:14:45

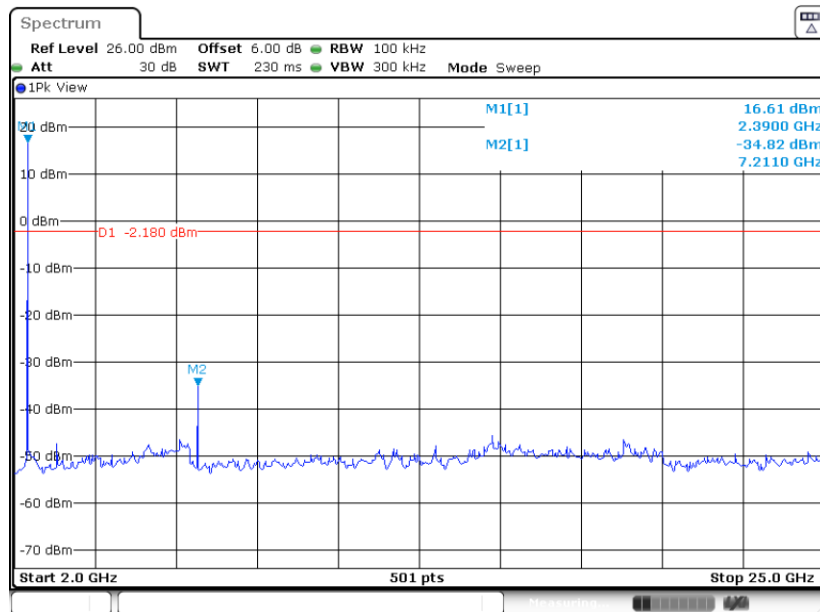
### 3.4.6 Test Result of Conducted Spurious Emission Plots

#### Conducted Spurious Emission Plot on Bluetooth LE 1Mbps GFSK Channel 00



Date: 28.AUG.2023 19:06:58

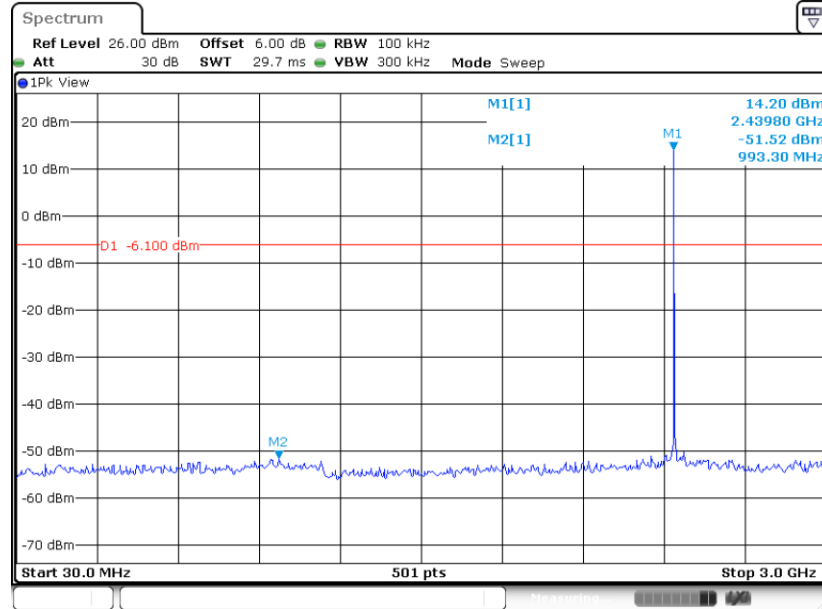
#### Conducted Spurious Emission Plot on Bluetooth LE 1Mbps GFSK Channel 00



Date: 28.AUG.2023 19:07:18

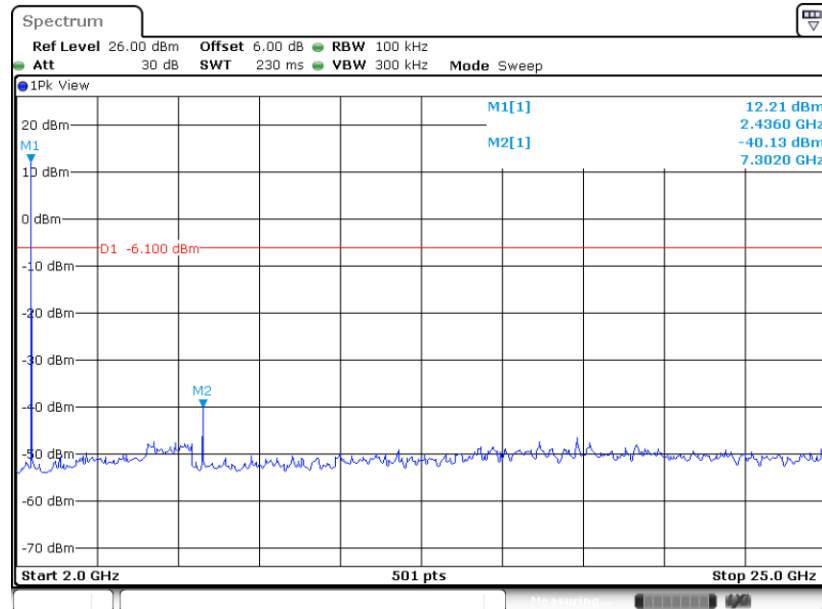


Conducted Spurious Emission Plot on Bluetooth LE 1Mbps GFSK Channel 19



Date: 30.NOV.2023 20:13:01

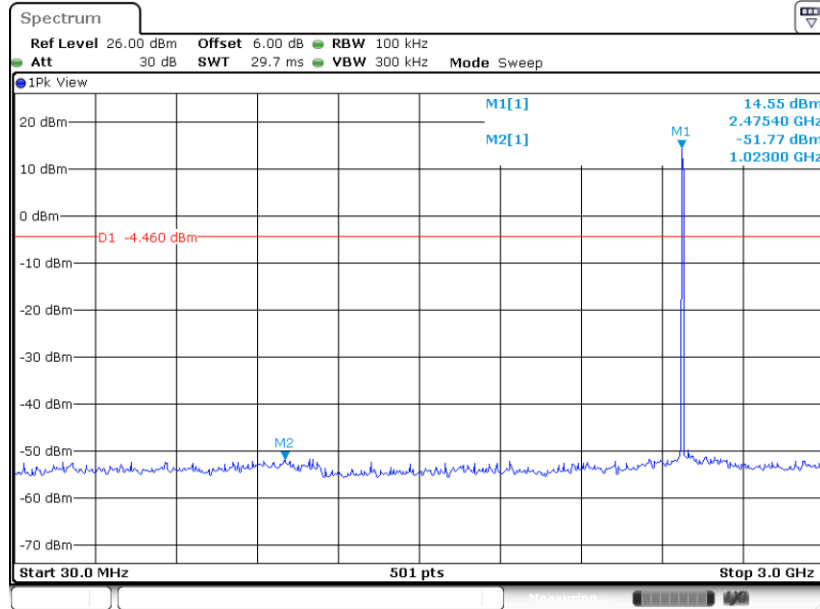
Conducted Spurious Emission Plot on Bluetooth LE 1Mbps GFSK Channel 19



Date: 30.NOV.2023 20:13:15

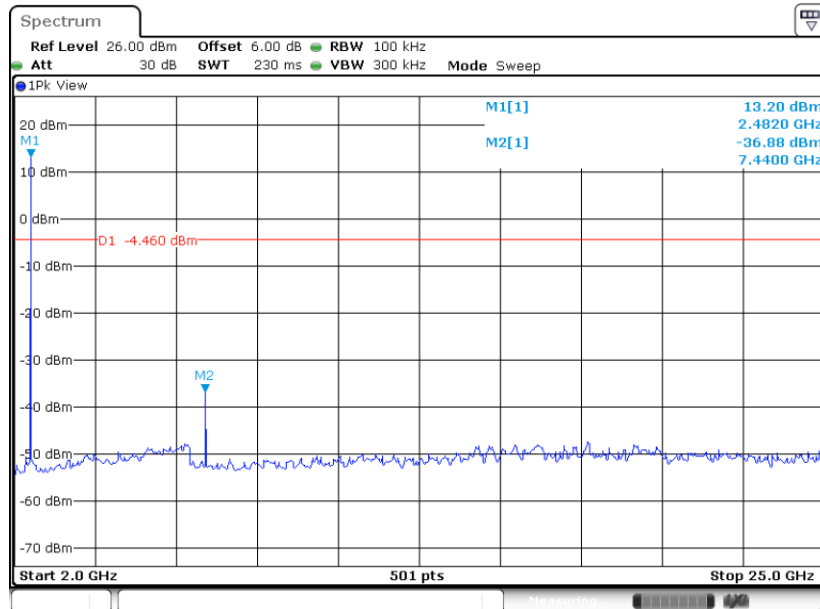


Conducted Spurious Emission Plot on Bluetooth LE 1Mbps GFSK Channel 38



Date: 30.NOV.2023 21:13:51

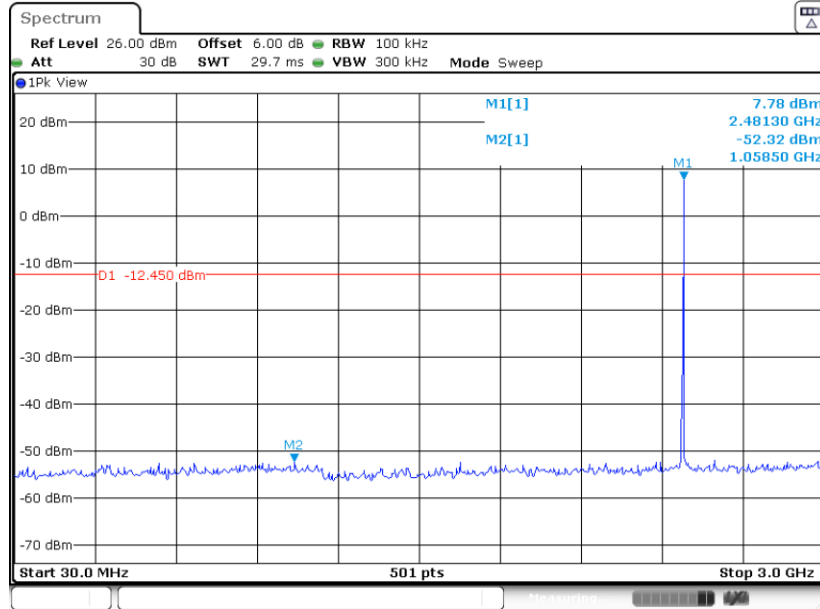
Conducted Spurious Emission Plot on Bluetooth LE 1Mbps GFSK Channel 38



Date: 30.NOV.2023 21:14:11

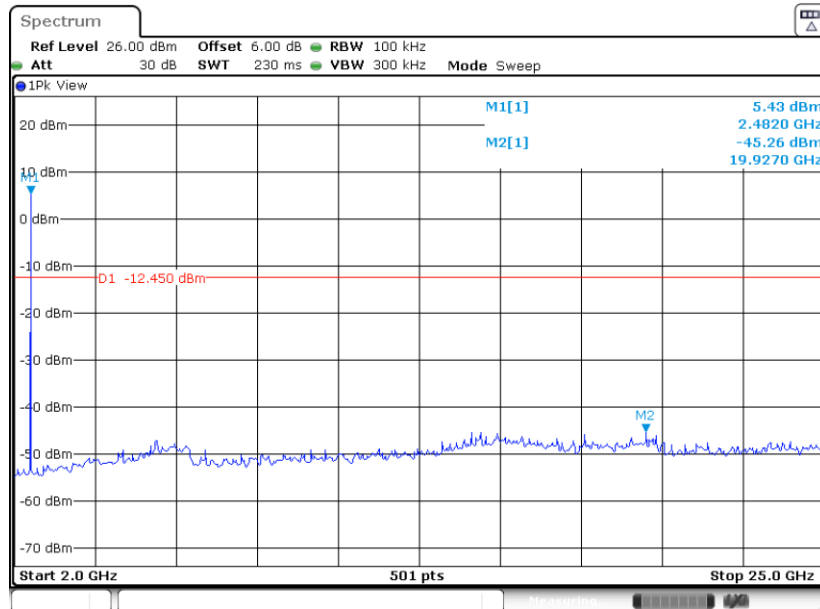


Conducted Spurious Emission Plot on Bluetooth LE 1Mbps GFSK Channel 39



Date: 31.OCT.2023 19:12:04

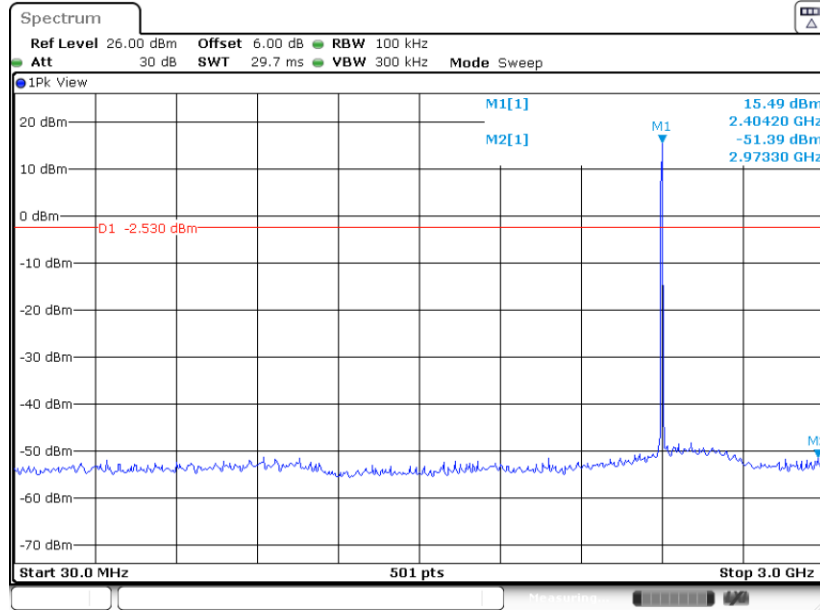
Conducted Spurious Emission Plot on Bluetooth LE 1Mbps GFSK Channel 39



Date: 31.OCT.2023 19:12:24

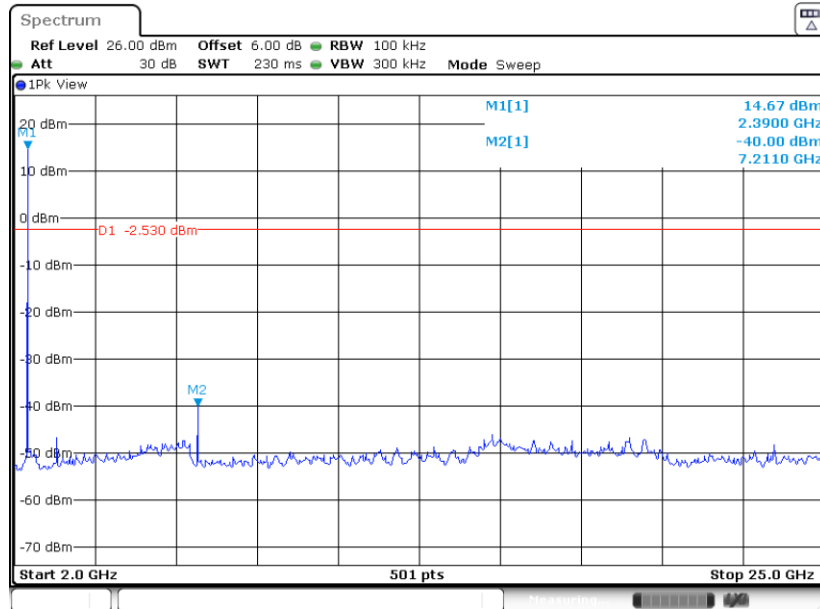


Conducted Spurious Emission Plot on Bluetooth LE 2Mbps GFSK Channel 00



Date: 28.AUG.2023 19:17:02

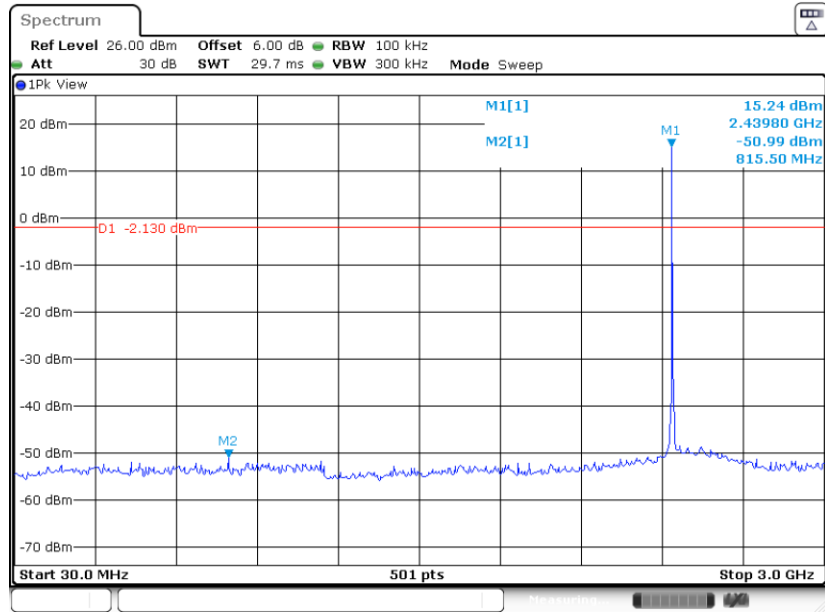
Conducted Spurious Emission Plot on Bluetooth LE 2Mbps GFSK Channel 00



Date: 28.AUG.2023 19:17:22

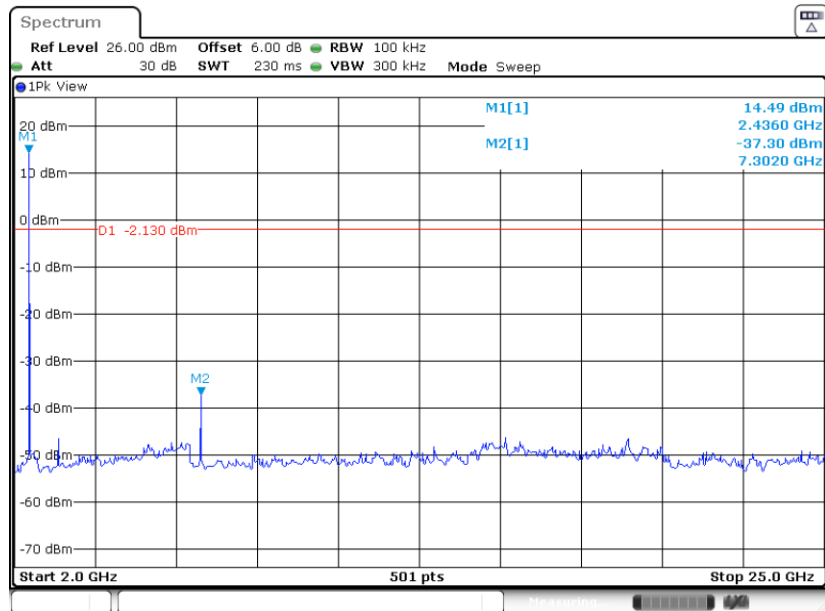


Conducted Spurious Emission Plot on Bluetooth LE 2Mbps GFSK Channel 19



Date: 28.AUG.2023 19:21:32

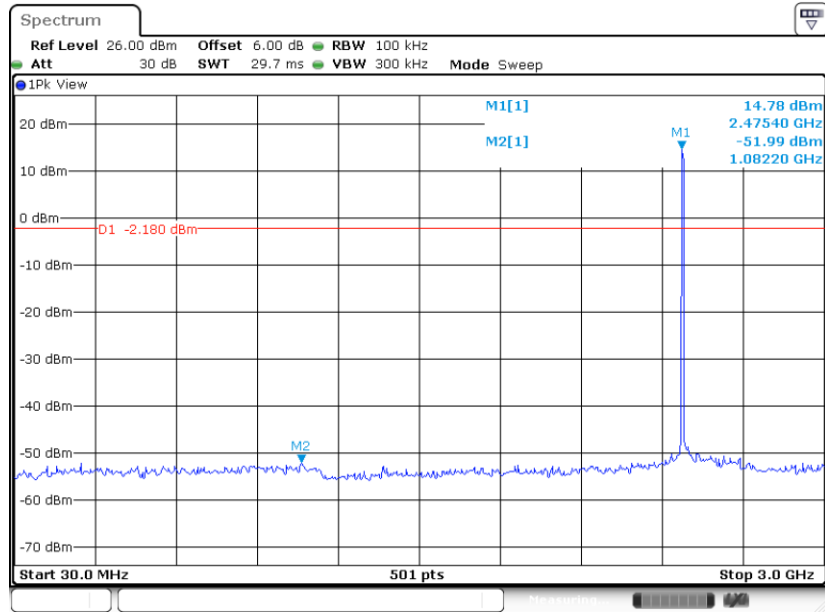
Conducted Spurious Emission Plot on Bluetooth LE 2Mbps GFSK Channel 19



Date: 28.AUG.2023 19:21:52

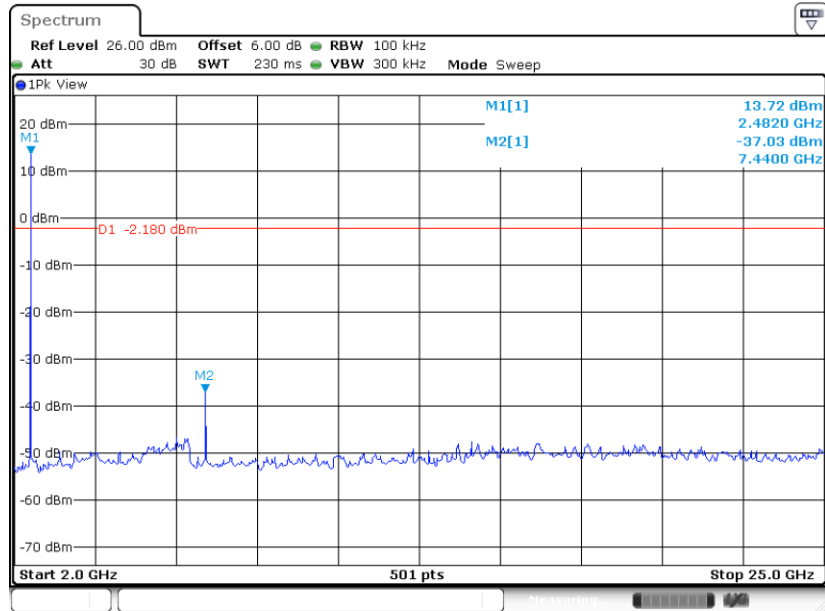


Conducted Spurious Emission Plot on Bluetooth LE 2Mbps GFSK Channel 38



Date: 30.NOV.2023 21:18:10

Conducted Spurious Emission Plot on Bluetooth LE 2Mbps GFSK Channel 38

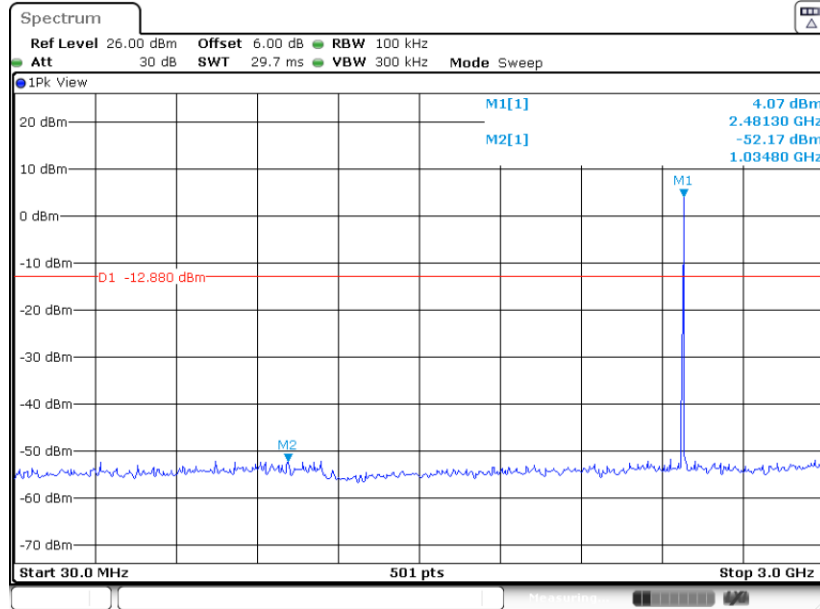


Date: 30.NOV.2023 21:18:31



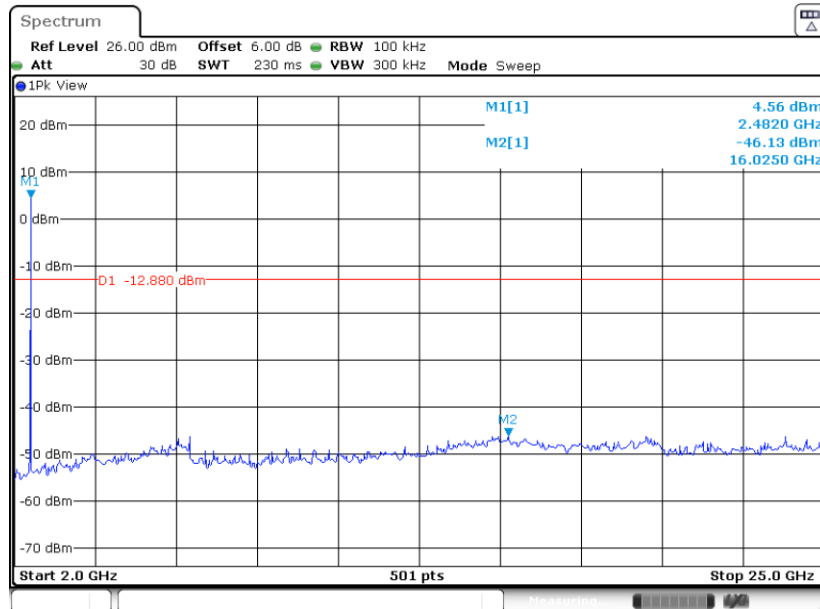


Conducted Spurious Emission Plot on Bluetooth LE 2Mbps GFSK Channel 39



Date: 31.OCT.2023 19:15:06

Conducted Spurious Emission Plot on Bluetooth LE 2Mbps GFSK Channel 39



Date: 31.OCT.2023 19:15:26



### 3.5 Radiated Band Edges and Spurious Emission Measurement

#### 3.5.1 Limit of Radiated Band Edges and Spurious Emission

In any 100 kHz bandwidth outside the intentional radiator frequency band, all harmonics/spurious must be at least 20 dB below the highest emission level within the authorized band. If the output power of this device was measured by spectrum analyzer, the attenuation under this paragraph shall be 30 dB instead of 20 dB. In addition, radiated emissions which fall in the restricted bands must also comply with the limits as below.

Frequency (MHz)	Field Strength (microvolts/meter)	Measurement Distance (meters)
0.009 – 0.490	2400/F(kHz)	300
0.490 – 1.705	24000/F(kHz)	30
1.705 – 30.0	30	30
30 – 88	100	3
88 – 216	150	3
216 - 960	200	3
Above 960	500	3

#### 3.5.2 Measuring Instruments

The section 4.0 of List of Measuring Equipment of this test report is used for test.

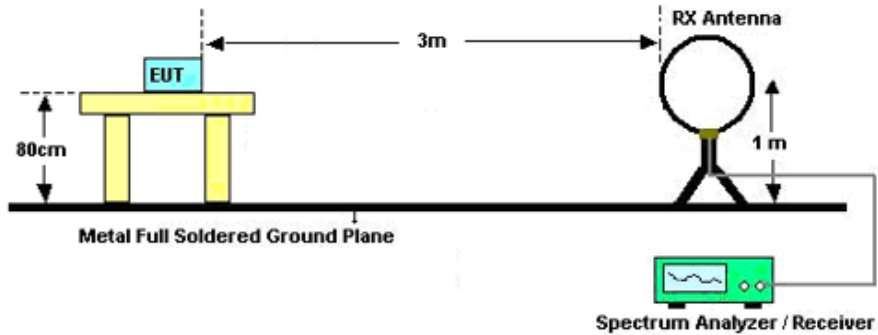


### 3.5.3 Test Procedures

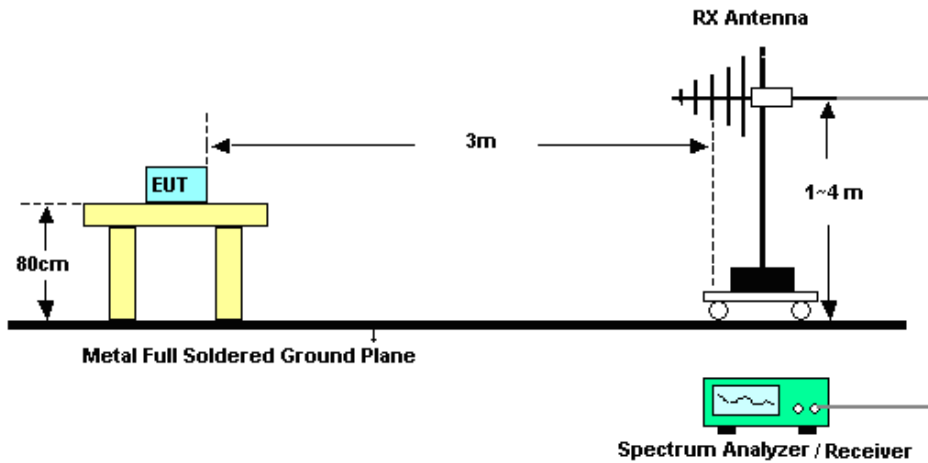
1. The testing follows ANSI C63.10-2013 clause 11.11 & 11.12
2. The EUT was arranged to its worst case and then tune the antenna tower (from 1 m to 4 m) and turntable (from 0 degree to 360 degrees) to find the maximum reading. A pre-amp and a high pass filter are used for the test in order to get better signal level.
3. The EUT was placed on a turntable with 0.8 meter for frequency below 1GHz and 1.5 meter for frequency above 1GHz respectively above ground.
4. The EUT was set 3 meters from the interference receiving antenna, which was mounted on the top of a variable height antenna tower.
5. Corrected Reading: Antenna Factor + Cable Loss + Read Level - Preamp Factor = Level
6. For testing below 1GHz, if the emission level of the EUT in peak mode was 3 dB lower than the limit specified, then peak values of EUT will be reported, otherwise, the emissions will be repeated one by one using the CISPR quasi-peak method and reported.
7. For testing above 1GHz, the emission level of the EUT in peak mode was 20dB lower than peak limit (that means the emission level in average mode also complies with the limit in average mode), then peak values of EUT will be reported, otherwise, the emissions will be measured in average mode again and reported.
8. Use the following spectrum analyzer settings:
  - (1) Span shall wide enough to fully capture the emission being measured;
  - (2) Set RBW=100 kHz for  $f < 1$  GHz;  $VBW \geq RBW$ ; Sweep = auto; Detector function = peak; Trace = max hold;
  - (3) Set RBW = 1 MHz, VBW= 3MHz for  $f \geq 1$  GHz for peak measurement.  
For average measurement:
    - $VBW = 10$  Hz, when duty cycle is no less than 98 percent.
    - $VBW \geq 1/T$ , when duty cycle is less than 98 percent where T is the minimum transmission duration over which the transmitter is on and is transmitting at its maximum power control level for the tested mode of operation.

### 3.5.4 Test Setup

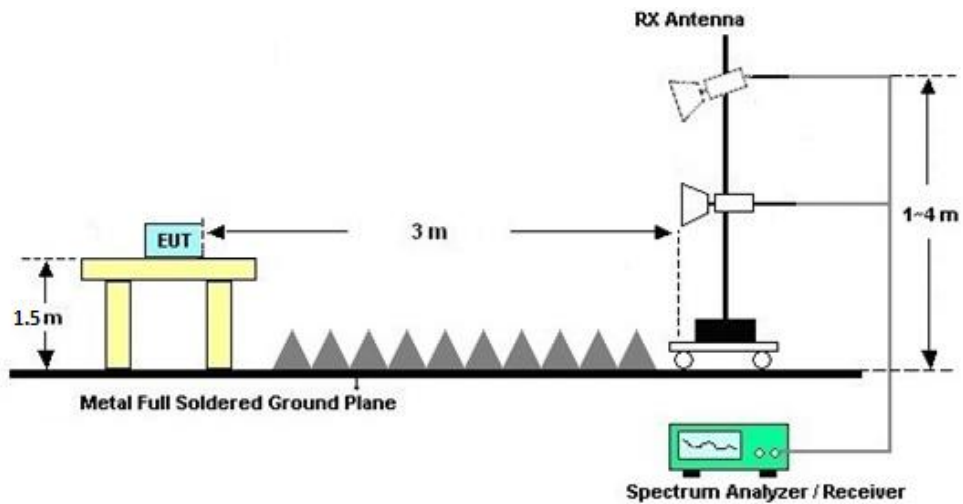
For radiated emissions below 30MHz



For radiated emissions from 30MHz to 1GHz



For radiated emissions above 1GHz





### **3.5.5 Test Results of Radiated Spurious Emissions (9 kHz ~ 30 MHz)**

The low frequency, which started from 9 kHz to 30MHz, was pre-scanned and the result which was 20dB lower than the limit line was not reported.

There is a comparison data of both open-field test site and semi-Anechoic chamber, and the result came out very similar.

### **3.5.6 Test Result of Radiated Spurious at Band Edges**

Please refer to Appendix C

### **3.5.7 Duty Cycle**

Please refer to Appendix E.

### **3.5.8 Test Result of Radiated Spurious Emission (30MHz ~ 10th Harmonic or 40GHz, whichever is lower)**

Please refer to Appendix C



### 3.6 AC Conducted Emission Measurement

#### 3.6.1 Limit of AC Conducted Emission

For equipment that is designed to be connected to the public utility (AC) power line, the radio frequency voltage that is conducted back onto the AC power line on any frequency or frequencies within the band 150 kHz to 30 MHz shall not exceed the limits in the following table.

Frequency of emission (MHz)	Conducted limit (dBµV)	
	Quasi-peak	Average
0.15-0.5	66 to 56*	56 to 46*
0.5-5	56	46
5-30	60	50

\*Decreases with the logarithm of the frequency.

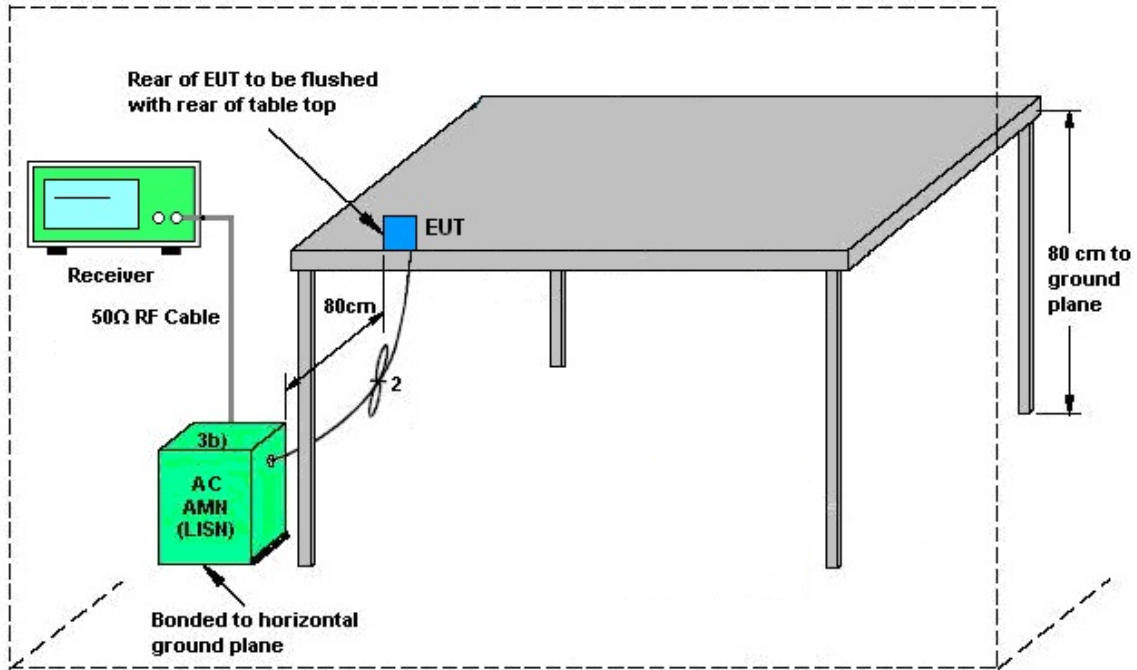
#### 3.6.2 Measuring Instruments

The section 4.0 of List of Measuring Equipment of this test report is used for test.

#### 3.6.3 Test Procedures

1. The EUT was placed 0.4 meter from the conducting wall of the shielding room was kept at least 80 centimeters from any other grounded conducting surface.
2. Connect EUT to the power mains through a line impedance stabilization network (LISN).
3. All the support units are connecting to the other LISN.
4. The LISN provides 50 ohm coupling impedance for the measuring instrument.
5. The FCC states that a 50 ohm, 50 microhenry LISN should be used.
6. Both sides of AC line were checked for maximum conducted interference.
7. The frequency range from 150 kHz to 30 MHz was searched.
8. Set the test-receiver system to Peak Detect Function and specified bandwidth (IF Bandwidth = 9kHz) with Maximum Hold Mode. Then measurement is also conducted by Average Detector and Quasi-Peak Detector Function respectively.

### 3.6.4 Test Setup



AMN = Artificial mains network (LISH)  
 AE = Associated equipment  
 EUT = Equipment under test  
 ISN = Impedance stabilization network

### 3.6.5 Test Result of AC Conducted Emission

Please refer to Appendix B.



## 3.7 Antenna Requirements

### 3.7.1 Standard Applicable

If directional gain of transmitting antennas is greater than 6dBi, the power shall be reduced by the same level in dB comparing to gain minus 6dBi. The use of a permanently attached antenna or of an antenna that uses a unique coupling to the intentional radiator shall be considered sufficient to comply with the rule.

### 3.7.2 Antenna Anti-Replacement Construction

An embedded-in antenna design is used.

### 3.7.3 Antenna Gain

The antenna peak gain of EUT is less than 6 dBi. Therefore, it is not necessary to reduce maximum peak output power limit.





## 4 List of Measuring Equipment

Instrument	Manufacturer	Model No.	Serial No.	Characteristics	Calibration Date	Test Date	Due Date	Remark
Spectrum Analyzer	R&S	FSV40	101040	10Hz~40GHz	Oct. 12, 2022	Aug. 28, 2023~ Nov. 29, 2023	Oct. 11, 2023	Conducted (TH01-KS)
Spectrum Analyzer	R&S	FSV40	101040	10Hz~40GHz	Oct. 11, 2023		Oct. 10, 2024	Conducted (TH01-KS)
Pulse Power Sensor	Anritsu	MA2411B	0917070	300MHz~40GHz	Jan. 05, 2023	Aug. 28, 2023~ Nov. 29, 2023	Jan. 04, 2024	Conducted (TH01-KS)
Power Meter	Anritsu	ML2495A	1005002	50MHz Bandwidth	Jan. 05, 2023	Aug. 28, 2023~ Nov. 29, 2023	Jan. 04, 2024	Conducted (TH01-KS)
EMI Test Receiver	Keysight	N9038A	MY56400004	3Hz~8.5GHz; Max 30dBm	Oct. 10, 2023	Nov. 29, 2023~ Dec. 01, 2023	Oct. 09, 2024	Radiation (03CH05-KS)
EXA Spectrum Analyzer	Keysight	N9010A	MY55150244	10Hz~44G, MAX 30dB	Mar. 24, 2023	Nov. 29, 2023~ Dec. 01, 2023	Mar. 23, 2024	Radiation (03CH05-KS)
Loop Antenna	R&S	HFH2-Z2	100321	9kHz~30MHz	Oct. 10, 2023	Nov. 29, 2023~ Dec. 01, 2023	Oct. 09, 2024	Radiation (03CH05-KS)
Bilog Antenna	TeseQ	CBL6111D	49922	30MHz~1GHz	Apr. 09, 2023	Nov. 29, 2023~ Dec. 01, 2023	Apr. 08, 2024	Radiation (03CH05-KS)
Double Ridge Horn Antenna	ETS-Lindgren	3117	00218642	1GHz~18GHz	Apr. 06, 2023	Nov. 29, 2023~ Dec. 01, 2023	Apr. 05, 2024	Radiation (03CH05-KS)
SHF-EHF Horn	Com-power	AH-840	101093	18GHz~40GHz	Jan. 08, 2023	Nov. 29, 2023~ Dec. 01, 2023	Jan. 07, 2024	Radiation (03CH05-KS)
Amplifier	SONOMA	310N	380826	9KHz~1GHz	Jul. 06, 2023	Nov. 29, 2023~ Dec. 01, 2023	Jul. 05, 2024	Radiation (03CH05-KS)
Amplifier	EM	EM18G40GA	060852	18~40GHz	Jan. 05, 2023	Nov. 29, 2023~ Dec. 01, 2023	Jan. 04, 2024	Radiation (03CH05-KS)
high gain Amplifier	EM	EM01G18GA	060839	1Ghz~18Ghz	Oct. 10, 2023	Nov. 29, 2023~ Dec. 01, 2023	Oct. 09, 2024	Radiation (03CH05-KS)
Amplifier	EM	EM01G18GA	060833	1Ghz~18Ghz	Jan. 05, 2023	Nov. 29, 2023~ Dec. 01, 2023	Jan. 04, 2024	Radiation (03CH05-KS)
AC Power Source	Chroma	61601	F104090004	N/A	NCR	Nov. 29, 2023~ Dec. 01, 2023	NCR	Radiation (03CH05-KS)
Turn Table	ChamPro	EM 1000-T	060762-T	0~360 degree	NCR	Nov. 29, 2023~ Dec. 01, 2023	NCR	Radiation (03CH05-KS)
Antenna Mast	ChamPro	EM 1000-A	060762-A	1 m~4 m	NCR	Nov. 29, 2023~ Dec. 01, 2023	NCR	Radiation (03CH05-KS)
EMI Receiver	R&S	ESC17	100768	9kHz~7GHz;	May 16, 2023	Dec. 22, 2023	May 15, 2024	Conduction (CO01-KS)
AC LISN (for auxiliary equipment)	MessTec	AN3016	060103	9kHz~30MHz	Oct. 11, 2023	Dec. 22, 2023	Oct. 10, 2024	Conduction (CO01-KS)
AC LISN	MessTec	AN3016	060105	9kHz~30MHz	May 16, 2023	Dec. 22, 2023	May 15, 2024	Conduction (CO01-KS)
AC Power Source	Chroma	61602	ABP000000811	AC 0V~300V, 45Hz~1000Hz	Oct. 11, 2023	Dec. 22, 2023	Oct. 10, 2024	Conduction (CO01-KS)

NCR: No Calibration Required



## 5 Measurement Uncertainty

The measurement uncertainties shown below were calculated in accordance with the requirements of ANSI 63.10-2013. All the measurement uncertainty value were shown with a coverage K=2 to indicate 95% level of confidence. The measurement data show herein meets or exceeds the CISPR measurement uncertainty values specified in CISPR 16-4-2 and can be compared directly to specified limit to determine compliance.

### Uncertainty of Conducted Measurement

Conducted Spurious Emission & Bandedge	±2.26 dB
Occupied Channel Bandwidth	±0.1%
Conducted Power	±0.46 dB
Conducted Power Spectral Density	±0.88 dB
Frequency	±0.4 Hz

### Uncertainty of AC Conducted Emission Measurement (0.15 MHz ~ 30 MHz)

Measuring Uncertainty for a Level of Confidence of 95% (U = 2Uc(y))	2.94dB
---	--------

### Uncertainty of Radiated Emission Measurement (9 KHz ~ 30 MHz)

Measuring Uncertainty for a Level of Confidence of 95% (U = 2Uc(y))	3.30dB
---	--------

### Uncertainty of Radiated Emission Measurement (30 MHz ~ 1000 MHz)

Measuring Uncertainty for a Level of Confidence of 95% (U = 2Uc(y))	6.28dB
---	--------

### Uncertainty of Radiated Emission Measurement (1 GHz ~ 18 GHz)

Measuring Uncertainty for a Level of Confidence of 95% (U = 2Uc(y))	4.88dB
---	--------

### Uncertainty of Radiated Emission Measurement (18 GHz ~ 40 GHz)

Measuring Uncertainty for a Level of Confidence of 95% (U = 2Uc(y))	5.26dB
---	--------

----- THE END -----



## **Appendix A. Conducted Test Results**

**Bluetooth Low Energy**

Test Engineer:	Long Wu	Temperature:	20~26	°C
Test Date:	2023.8.28~2023.11.29	Relative Humidity:	40~51	%

BLE1M-Ant1	
Power setting	
CH00	15
CH19	13
CH38	13
CH39	11

**TEST RESULTS DATA**  
**6dB and 99% Occupied Bandwidth**

Mod.	Data Rate	NTX	CH.	Freq. (MHz)	99% Occupied BW (MHz)	6dB BW (MHz)	6dB BW Limit (MHz)	Pass/Fail
BLE	1Mbps	1	0	2402	1.033	0.68	0.50	Pass
BLE	1Mbps	1	19	2440	1.033	0.68	0.50	Pass
BLE	1Mbps	1	38	2478	1.045	0.67	0.50	Pass
BLE	1Mbps	1	39	2480	1.035	0.68	0.50	Pass

**TEST RESULTS DATA**  
**Peak Power Table**

Mod.	Data Rate	NTX	CH.	Freq. (MHz)	Peak Conducted Power (dBm)	Conducted Power Limit (dBm)	DG (dBi)	EIRP Power (dBm)	EIRP Power Limit (dBm)	Pass /Fail
BLE	1Mbps	1	0	2402	19.14	30.00	2.33	21.47	36.00	Pass
BLE	1Mbps	1	19	2440	15.07	30.00	2.33	17.40	36.00	Pass
BLE	1Mbps	1	38	2478	15.93	30.00	2.33	18.26	36.00	Pass
BLE	1Mbps	1	39	2480	9.34	30.00	2.33	11.67	36.00	Pass

**TEST RESULTS DATA**  
**Average Power Table**  
**(Reporting Only)**

Mod.	Data Rate	NTX	CH.	Freq. (MHz)	Duty Factor (dB)	Average Conducted Power (dBm)
BLE	1Mbps	1	0	2402	0.00	18.46
BLE	1Mbps	1	19	2440	0.00	14.38
BLE	1Mbps	1	38	2478	0.00	15.16
BLE	1Mbps	1	39	2480	0.00	8.52

**TEST RESULTS DATA**  
**Peak Power Density**

Mod.	Data Rate	NTX	CH.	Freq. (MHz)	Peak PSD (dBm /100kHz)	Peak PSD (dBm /3kHz)	DG (dBi)	Peak PSD Limit (dBm /3kHz)	Pass/Fail
BLE	1Mbps	1	0	2402	17.82	5.18	2.33	8.00	Pass
BLE	1Mbps	1	19	2440	13.90	1.00	2.33	8.00	Pass
BLE	1Mbps	1	38	2478	15.54	3.03	2.33	8.00	Pass
BLE	1Mbps	1	39	2480	7.55	-5.02	2.33	8.00	Pass

Note: PSD (dBm/ 100kHz) is a reference level used for Conducted Band Edges and Conducted Spurious Emission 20dBc limit.

**Bluetooth Low Energy**

Test Engineer:	Long Wu	Temperature:	20~26	°C
Test Date:	2023.8.28~2023.11.29	Relative Humidity:	40~51	%

BLE2M-Ant1	
Power setting	
CH00	15
CH19	15
CH38	14
CH39	11

<b>TEST RESULTS DATA</b>								
<b>6dB and 99% Occupied Bandwidth</b>								
Mod.	Data Rate	N <sub>TX</sub>	CH.	Freq. (MHz)	99% Occupied BW (MHz)	6dB BW (MHz)	6dB BW Limit (MHz)	Pass/Fail
BLE	2Mbps	1	0	2402	2.066	1.14	0.50	Pass
BLE	2Mbps	1	19	2440	2.066	1.14	0.50	Pass
BLE	2Mbps	1	38	2478	2.062	1.13	0.50	Pass
BLE	2Mbps	1	39	2480	2.066	1.14	0.50	Pass

<b>TEST RESULTS DATA</b>										
<b>Peak Power Table</b>										
Mod.	Data Rate	N <sub>TX</sub>	CH.	Freq. (MHz)	Peak Conducted Power (dBm)	Conducted Power Limit (dBm)	DG (dBi)	EIRP Power (dBm)	EIRP Power Limit (dBm)	Pass /Fail
BLE	2Mbps	1	0	2402	19.32	30.00	2.33	21.65	36.00	Pass
BLE	2Mbps	1	19	2440	20.26	30.00	2.33	22.59	36.00	Pass
BLE	2Mbps	1	38	2478	19.50	30.00	2.33	21.83	36.00	Pass
BLE	2Mbps	1	39	2480	9.36	30.00	2.33	11.69	36.00	Pass

<b>TEST RESULTS DATA</b>						
<b>Average Power Table</b>						
<b>(Reporting Only)</b>						
Mod.	Data Rate	N <sub>TX</sub>	CH.	Freq. (MHz)	Duty Factor (dB)	Average Conducted Power (dBm)
BLE	2Mbps	1	0	2402	0.00	18.15
BLE	2Mbps	1	19	2440	0.00	19.10
BLE	2Mbps	1	38	2478	0.00	18.07
BLE	2Mbps	1	39	2480	0.00	8.11

<b>TEST RESULTS DATA</b>									
<b>Peak Power Density</b>									
Mod.	Data Rate	N <sub>TX</sub>	CH.	Freq. (MHz)	Peak PSD (dBm /100kHz)	Peak PSD (dBm /3kHz)	DG (dBi)	Peak PSD Limit (dBm /3kHz)	Pass/Fail
BLE	2Mbps	1	0	2402	17.47	2.62	2.33	8.00	Pass
BLE	2Mbps	1	19	2440	17.87	2.97	2.33	8.00	Pass
BLE	2Mbps	1	38	2478	17.82	2.63	2.33	8.00	Pass
BLE	2Mbps	1	39	2480	7.12	-7.73	2.33	8.00	Pass

Note: PSD (dBm/ 100kHz) is a reference level used for Conducted Band Edges and Conducted Spurious Emission 20dBc limit.

**Bluetooth Low Energy**

Test Engineer:	Long Wu	Temperature:	20~26	°C
Test Date:	2023.8.28~2023.11.29	Relative Humidity:	40~51	%

<b>BLE 125K</b>	
<b>Power setting</b>	
<b>CH 00</b>	<b>15</b>
<b>CH 19</b>	<b>13</b>
<b>CH 38</b>	<b>13</b>
<b>CH 39</b>	<b>11</b>

**TEST RESULTS DATA**  
**Peak Power Table**

Mod.	Data Rate	NTX	CH.	Freq. (MHz)	Peak Conducted Power (dBm)	Conducted Power Limit (dBm)	DG (dBi)	EIRP Power (dBm)	EIRP Power Limit (dBm)	Pass /Fail
BLE	125K	1	0	2402	18.71	30.00	2.33	21.04	36.00	Pass
BLE	125K	1	19	2440	14.95	30.00	2.33	17.28	36.00	Pass
BLE	125K	1	38	2478	15.41	30.00	2.33	17.74	36.00	Pass
BLE	125K	1	39	2480	9.27	30.00	2.33	11.60	36.00	Pass

**TEST RESULTS DATA**  
**Average Power Table**  
**(Reporting Only)**

Mod.	Data Rate	NTX	CH.	Freq. (MHz)	Duty Factor (dB)	Average Conducted Power (dBm)
BLE	125K	1	0	2402	0.00	17.58
BLE	125K	1	19	2440	0.00	13.93
BLE	125K	1	38	2478	0.00	14.34
BLE	125K	1	39	2480	0.00	8.47

**Bluetooth Low Energy**

Test Engineer:	Long Wu	Temperature:	20~26	°C
Test Date:	2023.8.28~2023.11.29	Relative Humidity:	40~51	%

<b>BLE 500K</b>	
<b>Power setting</b>	
<b>CH 00</b>	<b>15</b>
<b>CH 19</b>	<b>15</b>
<b>CH 38</b>	<b>14</b>
<b>CH 39</b>	<b>11</b>

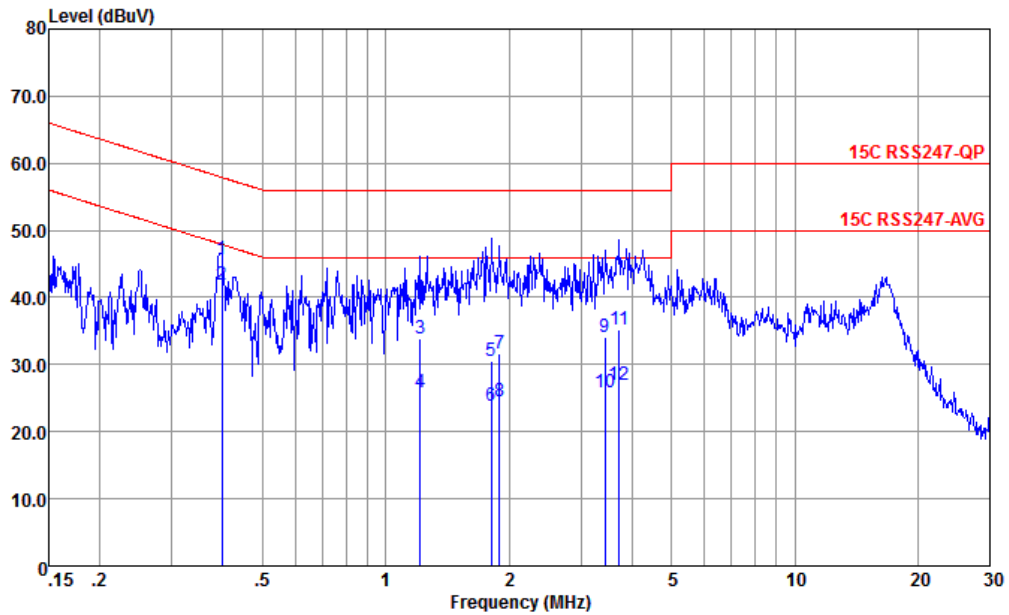
<b>TEST RESULTS DATA</b>										
<b>Peak Power Table</b>										
Mod.	Data Rate	NTX	CH.	Freq. (MHz)	Peak Conducted Power (dBm)	Conducted Power Limit (dBm)	DG (dBi)	EIRP Power (dBm)	EIRP Power Limit (dBm)	Pass /Fail
BLE	500K	1	0	2402	19.18	30.00	2.33	21.51	36.00	Pass
BLE	500K	1	19	2440	19.89	30.00	2.33	22.22	36.00	Pass
BLE	500K	1	38	2478	18.35	30.00	2.33	20.68	36.00	Pass
BLE	500K	1	39	2480	9.27	30.00	2.33	11.60	36.00	Pass

<b>TEST RESULTS DATA</b>						
<b>Average Power Table</b>						
<b>(Reporting Only)</b>						
Mod.	Data Rate	NTX	CH.	Freq. (MHz)	Duty Factor (dB)	Average Conducted Power (dBm)
BLE	500K	1	0	2402	0.00	18.04
BLE	500K	1	19	2440	0.00	18.75
BLE	500K	1	38	2478	0.00	17.23
BLE	500K	1	39	2480	0.00	7.99



## Appendix B. AC Conducted Emission Test Results

Test Engineer :	Amos Zhang	Temperature :	25.3~26.2°C
		Relative Humidity :	38~40%
Test Voltage :	120Vac / 60Hz	Phase :	Line
Remark :	All emissions not reported here are more than 10 dB below the prescribed limit.		



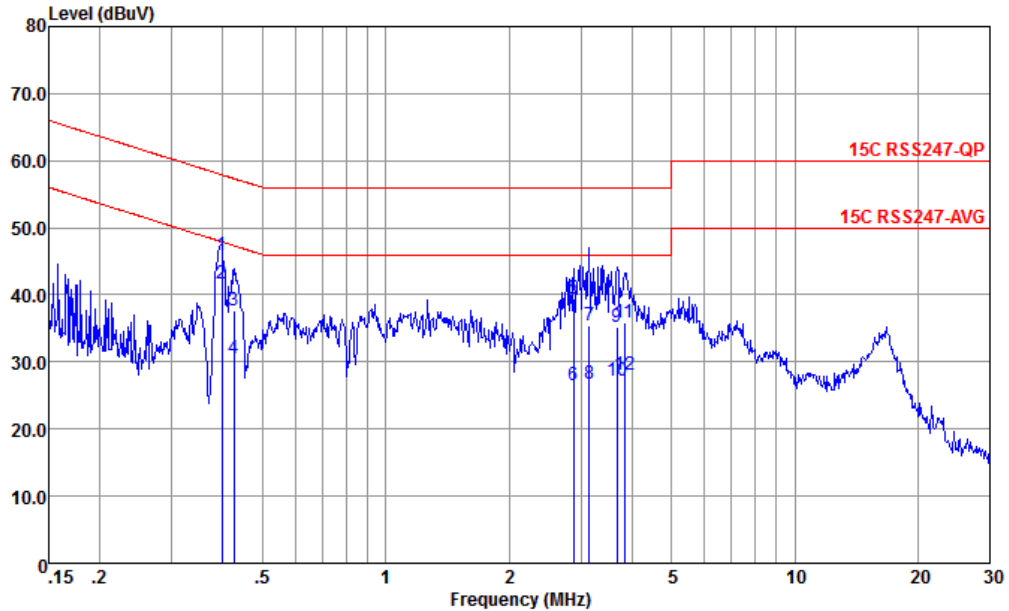
Site : CO01-KS  
 Condition : 15C RSS247-QP LISN-060105-L 2023 LINE

	Freq	Level	Over	Limit	Read	LISN	Cable	Remark
	MHz	dBuV	dB	dBuV	dBuV	dB	dB	
1	0.398	45.68	-12.22	57.90	35.40	0.00	10.28	QP
2 *	0.398	41.88	-6.02	47.90	31.60	0.00	10.28	Average
3	1.216	33.78	-22.22	56.00	23.80	-0.11	10.09	QP
4	1.216	25.88	-20.12	46.00	15.90	-0.11	10.09	Average
5	1.810	30.54	-25.46	56.00	20.59	-0.13	10.08	QP
6	1.810	23.74	-22.26	46.00	13.79	-0.13	10.08	Average
7	1.898	31.64	-24.36	56.00	21.70	-0.14	10.08	QP
8	1.898	24.54	-21.46	46.00	14.60	-0.14	10.08	Average
9	3.436	34.07	-21.93	56.00	24.10	-0.10	10.07	QP
10	3.436	25.87	-20.13	46.00	15.90	-0.10	10.07	Average
11	3.720	35.26	-20.74	56.00	25.30	-0.11	10.07	QP
12	3.720	26.86	-19.14	46.00	16.90	-0.11	10.07	Average





Test Engineer :	Amos Zhang	Temperature :	25.3~26.2°C
		Relative Humidity :	38~40%
Test Voltage :	120Vac / 60Hz	Phase :	Neutral
Remark :	All emissions not reported here are more than 10 dB below the prescribed limit.		



Site : CO01-KS  
 Condition : 15C RSS247-QP LISN-060105-N 2023 NEUTRAL

	Freq	Level	Over	Limit	Read	LISN	Cable	Remark
	MHz	dBuV	Limit	Line	Level	Factor	Loss	
			dB	dBuV	dBuV	dB	dB	
1	0.398	45.82	-12.08	57.90	35.60	-0.06	10.28	QP
2 *	0.398	41.62	-6.28	47.90	31.40	-0.06	10.28	Average
3	0.426	37.60	-19.73	57.33	27.40	-0.06	10.26	QP
4	0.426	30.50	-16.83	47.33	20.30	-0.06	10.26	Average
5	2.884	39.44	-16.56	56.00	29.50	-0.13	10.07	QP
6	2.884	26.44	-19.56	46.00	16.50	-0.13	10.07	Average
7	3.140	35.34	-20.66	56.00	25.40	-0.13	10.07	QP
8	3.140	26.84	-19.16	46.00	16.90	-0.13	10.07	Average
9	3.681	35.24	-20.76	56.00	25.30	-0.13	10.07	QP
10	3.681	27.14	-18.86	46.00	17.20	-0.13	10.07	Average
11	3.840	35.83	-20.17	56.00	25.90	-0.13	10.06	QP
12	3.840	28.03	-17.97	46.00	18.10	-0.13	10.06	Average

Note:

- Level(dBμV) = Read Level(dBμV) + LISN Factor(dB) + Cable Loss(dB)
- Over Limit(dB) = Level(dBμV) – Limit Line(dBμV)



## Appendix C. Radiated Spurious Emission Test Data

Test Engineer :	Jerry Xu	Relative Humidity :	30~42%
		Temperature :	22~23°C

### Radiated Spurious Emission Test Modes

Mode	Band (MHz)	Antenna	Modulation	Channel	Frequency	Data Rate	Remark	Power setting
Mode 1	2400-2483.5	1	Bluetooth-LE	00	2402	1Mbps	-	15
Mode 2	2400-2483.5	1	Bluetooth-LE	19	2440	1Mbps	-	13
Mode 3	2400-2483.5	1	Bluetooth-LE	38	2478	1Mbps	-	13
Mode 4	2400-2483.5	1	Bluetooth-LE	39	2480	1Mbps	-	11
Mode 5	2400-2483.5	1	Bluetooth-LE	00	2402	2Mbps	-	15
Mode 6	2400-2483.5	1	Bluetooth-LE	19	2440	2Mbps	-	15
Mode 7	2400-2483.5	1	Bluetooth-LE	38	2478	2Mbps	-	14
Mode 8	2400-2483.5	1	Bluetooth-LE	39	2480	2Mbps	-	11
Mode 9	2400-2483.5	1	Bluetooth-LE	38	2478	1Mbps	LF	13

### Summary of each worse mode

Mode	Modulation	Ch.	Freq. (MHz)	Level (dBuV/m)	Limit (dBuV/m)	Margin (dB)	Pol.	Peak Avg.	Result	Remark
1	Bluetooth-LE	00	2389.95	49.49	54.00	-4.51	H	AVERAGE	Pass	Band Edge
	Bluetooth-LE	00	4804.00	49.41	54.00	-4.59	V	AVERAGE	Pass	Harmonic
2	Bluetooth-LE	19	-	-	-	-	-	-	-	Band Edge
	Bluetooth-LE	19	4881.00	50.02	54.00	-3.98	V	Average	Pass	Harmonic
3	Bluetooth-LE	38	2483.50	45.20	54.00	-8.80	H	AVERAGE	Pass	Band Edge
	Bluetooth-LE	38	4956.00	50.90	54.00	-3.10	H	Average	Pass	Harmonic
4	Bluetooth-LE	39	2483.50	50.06	54.00	-3.94	H	AVERAGE	Pass	Band Edge
	Bluetooth-LE	39	4960.00	42.35	74.00	-31.65	H	PEAK	Pass	Harmonic
5	Bluetooth-LE	00	2389.95	49.06	54.00	-4.94	H	AVERAGE	Pass	Band Edge
	Bluetooth-LE	00	4804.00	46.53	54.00	-7.47	V	AVERAGE	Pass	Harmonic
6	Bluetooth-LE	19	-	-	-	-	-	-	-	Band Edge
	Bluetooth-LE	19	4881.00	49.77	54.00	-4.23	V	AVERAGE	Pass	Harmonic
7	Bluetooth-LE	38	2483.50	46.79	54.00	-7.21	H	AVERAGE	Pass	Band Edge
	Bluetooth-LE	38	4956.00	50.65	54.00	-3.35	H	AVERAGE	Pass	Harmonic
8	Bluetooth-LE	39	2483.50	50.52	54.00	-3.48	H	AVERAGE	Pass	Band Edge
	Bluetooth-LE	39	4960.00	41.84	74.00	-32.16	H	PEAK	Pass	Harmonic
9	Bluetooth-LE	38	108.57	29.77	45.50	-13.73	H	PEAK	Pass	LF



Mode	1																																																																													
	Band Edge																																																																													
	2400-2483.5_Bluetooth-LE_CH00_2402MHz																																																																													
ANT	1																																																																													
Pol.	Horizontal	Fundamental																																																																												
Peak	<table border="1"> <thead> <tr> <th>Limit</th> <th>Read</th> <th>Ant</th> <th>Cable</th> <th>Preamp</th> <th>Aux</th> <th>APos</th> <th>TPos</th> <th>Remark</th> </tr> <tr> <th>Freq</th> <th>Level</th> <th>Line</th> <th>Margin</th> <th>Level</th> <th>Factor</th> <th>Loss</th> <th>Factor</th> <th>Factor</th> </tr> <tr> <th>MHz</th> <th>dBuV/m</th> <th>dBuV/m</th> <th>dB</th> <th>dBuV</th> <th>dB/m</th> <th>dB</th> <th>dB</th> <th>cm</th> <th>deg</th> </tr> </thead> <tbody> <tr> <td>1 2388.00</td> <td>61.47</td> <td>74.00</td> <td>-12.53</td> <td>53.23</td> <td>32.06</td> <td>7.10</td> <td>36.92</td> <td>6.00</td> <td>232 171 PEAK</td> </tr> </tbody> </table>	Limit	Read	Ant	Cable	Preamp	Aux	APos	TPos	Remark	Freq	Level	Line	Margin	Level	Factor	Loss	Factor	Factor	MHz	dBuV/m	dBuV/m	dB	dBuV	dB/m	dB	dB	cm	deg	1 2388.00	61.47	74.00	-12.53	53.23	32.06	7.10	36.92	6.00	232 171 PEAK	<table border="1"> <thead> <tr> <th>Limit</th> <th>Read</th> <th>Ant</th> <th>Cable</th> <th>Preamp</th> <th>Aux</th> <th>APos</th> <th>TPos</th> <th>Remark</th> </tr> <tr> <th>Freq</th> <th>Level</th> <th>Line</th> <th>Margin</th> <th>Level</th> <th>Factor</th> <th>Loss</th> <th>Factor</th> <th>Factor</th> </tr> <tr> <th>MHz</th> <th>dBuV/m</th> <th>dBuV/m</th> <th>dB</th> <th>dBuV</th> <th>dB/m</th> <th>dB</th> <th>dB</th> <th>cm</th> <th>deg</th> </tr> </thead> <tbody> <tr> <td>1 2402.00</td> <td>118.40</td> <td>74.00</td> <td>44.40</td> <td>110.09</td> <td>32.11</td> <td>7.12</td> <td>36.92</td> <td>6.00</td> <td>232 171 PEAK</td> </tr> </tbody> </table>	Limit	Read	Ant	Cable	Preamp	Aux	APos	TPos	Remark	Freq	Level	Line	Margin	Level	Factor	Loss	Factor	Factor	MHz	dBuV/m	dBuV/m	dB	dBuV	dB/m	dB	dB	cm	deg	1 2402.00	118.40	74.00	44.40	110.09	32.11	7.12	36.92	6.00	232 171 PEAK
	Limit	Read	Ant	Cable	Preamp	Aux	APos	TPos	Remark																																																																					
Freq	Level	Line	Margin	Level	Factor	Loss	Factor	Factor																																																																						
MHz	dBuV/m	dBuV/m	dB	dBuV	dB/m	dB	dB	cm	deg																																																																					
1 2388.00	61.47	74.00	-12.53	53.23	32.06	7.10	36.92	6.00	232 171 PEAK																																																																					
Limit	Read	Ant	Cable	Preamp	Aux	APos	TPos	Remark																																																																						
Freq	Level	Line	Margin	Level	Factor	Loss	Factor	Factor																																																																						
MHz	dBuV/m	dBuV/m	dB	dBuV	dB/m	dB	dB	cm	deg																																																																					
1 2402.00	118.40	74.00	44.40	110.09	32.11	7.12	36.92	6.00	232 171 PEAK																																																																					
Avg	<table border="1"> <thead> <tr> <th>Limit</th> <th>Read</th> <th>Ant</th> <th>Cable</th> <th>Preamp</th> <th>Aux</th> <th>APos</th> <th>TPos</th> <th>Remark</th> </tr> <tr> <th>Freq</th> <th>Level</th> <th>Line</th> <th>Margin</th> <th>Level</th> <th>Factor</th> <th>Loss</th> <th>Factor</th> <th>Factor</th> </tr> <tr> <th>MHz</th> <th>dBuV/m</th> <th>dBuV/m</th> <th>dB</th> <th>dBuV</th> <th>dB/m</th> <th>dB</th> <th>dB</th> <th>cm</th> <th>deg</th> </tr> </thead> <tbody> <tr> <td>1 2389.95</td> <td>49.49</td> <td>54.00</td> <td>-4.51</td> <td>41.23</td> <td>32.07</td> <td>7.11</td> <td>36.92</td> <td>6.00</td> <td>232 171 AVERAGE</td> </tr> </tbody> </table>	Limit	Read	Ant	Cable	Preamp	Aux	APos	TPos	Remark	Freq	Level	Line	Margin	Level	Factor	Loss	Factor	Factor	MHz	dBuV/m	dBuV/m	dB	dBuV	dB/m	dB	dB	cm	deg	1 2389.95	49.49	54.00	-4.51	41.23	32.07	7.11	36.92	6.00	232 171 AVERAGE	<table border="1"> <thead> <tr> <th>Limit</th> <th>Read</th> <th>Ant</th> <th>Cable</th> <th>Preamp</th> <th>Aux</th> <th>APos</th> <th>TPos</th> <th>Remark</th> </tr> <tr> <th>Freq</th> <th>Level</th> <th>Line</th> <th>Margin</th> <th>Level</th> <th>Factor</th> <th>Loss</th> <th>Factor</th> <th>Factor</th> </tr> <tr> <th>MHz</th> <th>dBuV/m</th> <th>dBuV/m</th> <th>dB</th> <th>dBuV</th> <th>dB/m</th> <th>dB</th> <th>dB</th> <th>cm</th> <th>deg</th> </tr> </thead> <tbody> <tr> <td>1 2402.00</td> <td>117.00</td> <td>54.00</td> <td>63.00</td> <td>108.69</td> <td>32.11</td> <td>7.12</td> <td>36.92</td> <td>6.00</td> <td>232 171 AVERAGE</td> </tr> </tbody> </table>	Limit	Read	Ant	Cable	Preamp	Aux	APos	TPos	Remark	Freq	Level	Line	Margin	Level	Factor	Loss	Factor	Factor	MHz	dBuV/m	dBuV/m	dB	dBuV	dB/m	dB	dB	cm	deg	1 2402.00	117.00	54.00	63.00	108.69	32.11	7.12	36.92	6.00	232 171 AVERAGE
	Limit	Read	Ant	Cable	Preamp	Aux	APos	TPos	Remark																																																																					
Freq	Level	Line	Margin	Level	Factor	Loss	Factor	Factor																																																																						
MHz	dBuV/m	dBuV/m	dB	dBuV	dB/m	dB	dB	cm	deg																																																																					
1 2389.95	49.49	54.00	-4.51	41.23	32.07	7.11	36.92	6.00	232 171 AVERAGE																																																																					
Limit	Read	Ant	Cable	Preamp	Aux	APos	TPos	Remark																																																																						
Freq	Level	Line	Margin	Level	Factor	Loss	Factor	Factor																																																																						
MHz	dBuV/m	dBuV/m	dB	dBuV	dB/m	dB	dB	cm	deg																																																																					
1 2402.00	117.00	54.00	63.00	108.69	32.11	7.12	36.92	6.00	232 171 AVERAGE																																																																					



Mode	1																																																																																																	
	Band Edge																																																																																																	
	2400-2483.5_Bluetooth-LE_CH00_2402MHz																																																																																																	
ANT	1																																																																																																	
Pol.	Vertical	Fundamental																																																																																																
Peak	<table border="1"> <thead> <tr> <th>Limit</th> <th>Read</th> <th>Ant</th> <th>Cable</th> <th>Preamp</th> <th>Aux</th> <th>APos</th> <th>TPos</th> </tr> <tr> <th>Freq</th> <th>Level</th> <th>Line</th> <th>Margin</th> <th>Level</th> <th>Factor</th> <th>Loss</th> <th>Factor</th> </tr> <tr> <th>MHz</th> <th>dBuV/m</th> <th>dBuV/m</th> <th>dB</th> <th>dBuV</th> <th>dB/m</th> <th>dB</th> <th>dB</th> </tr> </thead> <tbody> <tr> <td>1 2312.60</td> <td>56.43</td> <td>74.00</td> <td>-17.57</td> <td>48.49</td> <td>31.84</td> <td>6.99</td> <td>36.89</td> </tr> <tr> <td></td> <td></td> <td></td> <td></td> <td></td> <td></td> <td>6.00</td> <td>300</td> </tr> <tr> <td></td> <td></td> <td></td> <td></td> <td></td> <td></td> <td></td> <td>286 PEAK</td> </tr> </tbody> </table>	Limit	Read	Ant	Cable	Preamp	Aux	APos	TPos	Freq	Level	Line	Margin	Level	Factor	Loss	Factor	MHz	dBuV/m	dBuV/m	dB	dBuV	dB/m	dB	dB	1 2312.60	56.43	74.00	-17.57	48.49	31.84	6.99	36.89							6.00	300								286 PEAK	<table border="1"> <thead> <tr> <th>Limit</th> <th>Read</th> <th>Ant</th> <th>Cable</th> <th>Preamp</th> <th>Aux</th> <th>APos</th> <th>TPos</th> </tr> <tr> <th>Freq</th> <th>Level</th> <th>Line</th> <th>Margin</th> <th>Level</th> <th>Factor</th> <th>Loss</th> <th>Factor</th> </tr> <tr> <th>MHz</th> <th>dBuV/m</th> <th>dBuV/m</th> <th>dB</th> <th>dBuV</th> <th>dB/m</th> <th>dB</th> <th>dB</th> </tr> </thead> <tbody> <tr> <td>1 2402.00</td> <td>109.07</td> <td>-----</td> <td>-----</td> <td>100.76</td> <td>32.11</td> <td>7.12</td> <td>36.92</td> </tr> <tr> <td></td> <td></td> <td></td> <td></td> <td></td> <td></td> <td>6.00</td> <td>300</td> </tr> <tr> <td></td> <td></td> <td></td> <td></td> <td></td> <td></td> <td></td> <td>286 PEAK</td> </tr> </tbody> </table>	Limit	Read	Ant	Cable	Preamp	Aux	APos	TPos	Freq	Level	Line	Margin	Level	Factor	Loss	Factor	MHz	dBuV/m	dBuV/m	dB	dBuV	dB/m	dB	dB	1 2402.00	109.07	-----	-----	100.76	32.11	7.12	36.92							6.00	300								286 PEAK
Limit	Read	Ant	Cable	Preamp	Aux	APos	TPos																																																																																											
Freq	Level	Line	Margin	Level	Factor	Loss	Factor																																																																																											
MHz	dBuV/m	dBuV/m	dB	dBuV	dB/m	dB	dB																																																																																											
1 2312.60	56.43	74.00	-17.57	48.49	31.84	6.99	36.89																																																																																											
						6.00	300																																																																																											
							286 PEAK																																																																																											
Limit	Read	Ant	Cable	Preamp	Aux	APos	TPos																																																																																											
Freq	Level	Line	Margin	Level	Factor	Loss	Factor																																																																																											
MHz	dBuV/m	dBuV/m	dB	dBuV	dB/m	dB	dB																																																																																											
1 2402.00	109.07	-----	-----	100.76	32.11	7.12	36.92																																																																																											
						6.00	300																																																																																											
							286 PEAK																																																																																											
Avg	<table border="1"> <thead> <tr> <th>Limit</th> <th>Read</th> <th>Ant</th> <th>Cable</th> <th>Preamp</th> <th>Aux</th> <th>APos</th> <th>TPos</th> </tr> <tr> <th>Freq</th> <th>Level</th> <th>Line</th> <th>Margin</th> <th>Level</th> <th>Factor</th> <th>Loss</th> <th>Factor</th> </tr> <tr> <th>MHz</th> <th>dBuV/m</th> <th>dBuV/m</th> <th>dB</th> <th>dBuV</th> <th>dB/m</th> <th>dB</th> <th>dB</th> </tr> </thead> <tbody> <tr> <td>1 2309.56</td> <td>44.34</td> <td>54.00</td> <td>-9.66</td> <td>36.09</td> <td>32.07</td> <td>7.10</td> <td>36.92</td> </tr> <tr> <td></td> <td></td> <td></td> <td></td> <td></td> <td></td> <td>6.00</td> <td>300</td> </tr> <tr> <td></td> <td></td> <td></td> <td></td> <td></td> <td></td> <td></td> <td>286 AVERAGE</td> </tr> </tbody> </table>	Limit	Read	Ant	Cable	Preamp	Aux	APos	TPos	Freq	Level	Line	Margin	Level	Factor	Loss	Factor	MHz	dBuV/m	dBuV/m	dB	dBuV	dB/m	dB	dB	1 2309.56	44.34	54.00	-9.66	36.09	32.07	7.10	36.92							6.00	300								286 AVERAGE	<table border="1"> <thead> <tr> <th>Limit</th> <th>Read</th> <th>Ant</th> <th>Cable</th> <th>Preamp</th> <th>Aux</th> <th>APos</th> <th>TPos</th> </tr> <tr> <th>Freq</th> <th>Level</th> <th>Line</th> <th>Margin</th> <th>Level</th> <th>Factor</th> <th>Loss</th> <th>Factor</th> </tr> <tr> <th>MHz</th> <th>dBuV/m</th> <th>dBuV/m</th> <th>dB</th> <th>dBuV</th> <th>dB/m</th> <th>dB</th> <th>dB</th> </tr> </thead> <tbody> <tr> <td>1 2402.00</td> <td>107.78</td> <td>-----</td> <td>-----</td> <td>99.47</td> <td>32.11</td> <td>7.12</td> <td>36.92</td> </tr> <tr> <td></td> <td></td> <td></td> <td></td> <td></td> <td></td> <td>6.00</td> <td>300</td> </tr> <tr> <td></td> <td></td> <td></td> <td></td> <td></td> <td></td> <td></td> <td>286 AVERAGE</td> </tr> </tbody> </table>	Limit	Read	Ant	Cable	Preamp	Aux	APos	TPos	Freq	Level	Line	Margin	Level	Factor	Loss	Factor	MHz	dBuV/m	dBuV/m	dB	dBuV	dB/m	dB	dB	1 2402.00	107.78	-----	-----	99.47	32.11	7.12	36.92							6.00	300								286 AVERAGE
Limit	Read	Ant	Cable	Preamp	Aux	APos	TPos																																																																																											
Freq	Level	Line	Margin	Level	Factor	Loss	Factor																																																																																											
MHz	dBuV/m	dBuV/m	dB	dBuV	dB/m	dB	dB																																																																																											
1 2309.56	44.34	54.00	-9.66	36.09	32.07	7.10	36.92																																																																																											
						6.00	300																																																																																											
							286 AVERAGE																																																																																											
Limit	Read	Ant	Cable	Preamp	Aux	APos	TPos																																																																																											
Freq	Level	Line	Margin	Level	Factor	Loss	Factor																																																																																											
MHz	dBuV/m	dBuV/m	dB	dBuV	dB/m	dB	dB																																																																																											
1 2402.00	107.78	-----	-----	99.47	32.11	7.12	36.92																																																																																											
						6.00	300																																																																																											
							286 AVERAGE																																																																																											



Mode	1																																																																																																																																																																	
	Harmonic																																																																																																																																																																	
	2400-2483.5_Bluetooth-LE_CH00_2402MHz																																																																																																																																																																	
ANT	1																																																																																																																																																																	
Pol.	Horizontal	Vertical																																																																																																																																																																
Peak Avg	<table border="1"> <thead> <tr> <th>Limit</th> <th>Read</th> <th>Ant</th> <th>Cable</th> <th>Preamp</th> <th>Aux</th> <th>APos</th> <th>TPos</th> <th>Remark</th> </tr> <tr> <th>Freq</th> <th>Level</th> <th>Line</th> <th>Margin</th> <th>Level</th> <th>Factor</th> <th>Loss</th> <th>Factor</th> <th>Factor</th> </tr> <tr> <th>MHz</th> <th>dBuV/m</th> <th>dBuV/m</th> <th>dB</th> <th>dBuV</th> <th>dB/m</th> <th>dB</th> <th>dB</th> <th>cm</th> <th>deg</th> </tr> </thead> <tbody> <tr> <td>1</td> <td>4804.00</td> <td>50.97</td> <td>74.00</td> <td>-23.03</td> <td>72.12</td> <td>33.90</td> <td>10.20</td> <td>65.25</td> <td>0.00</td> <td>263</td> <td>311</td> <td>PEAK</td> </tr> <tr> <td>2</td> <td>4804.00</td> <td>47.69</td> <td>54.00</td> <td>-6.31</td> <td>68.84</td> <td>33.90</td> <td>10.20</td> <td>65.25</td> <td>0.00</td> <td>263</td> <td>311</td> <td>AVERAGE</td> </tr> <tr> <td>3</td> <td>7206.00</td> <td>50.65</td> <td>91.19</td> <td>-40.54</td> <td>68.39</td> <td>35.70</td> <td>12.71</td> <td>66.15</td> <td>0.00</td> <td>---</td> <td>---</td> <td>PEAK</td> </tr> </tbody> </table>	Limit	Read	Ant	Cable	Preamp	Aux	APos	TPos	Remark	Freq	Level	Line	Margin	Level	Factor	Loss	Factor	Factor	MHz	dBuV/m	dBuV/m	dB	dBuV	dB/m	dB	dB	cm	deg	1	4804.00	50.97	74.00	-23.03	72.12	33.90	10.20	65.25	0.00	263	311	PEAK	2	4804.00	47.69	54.00	-6.31	68.84	33.90	10.20	65.25	0.00	263	311	AVERAGE	3	7206.00	50.65	91.19	-40.54	68.39	35.70	12.71	66.15	0.00	---	---	PEAK	<table border="1"> <thead> <tr> <th>Limit</th> <th>Read</th> <th>Ant</th> <th>Cable</th> <th>Preamp</th> <th>Aux</th> <th>APos</th> <th>TPos</th> <th>Remark</th> </tr> <tr> <th>Freq</th> <th>Level</th> <th>Line</th> <th>Margin</th> <th>Level</th> <th>Factor</th> <th>Loss</th> <th>Factor</th> <th>Factor</th> </tr> <tr> <th>MHz</th> <th>dBuV/m</th> <th>dBuV/m</th> <th>dB</th> <th>dBuV</th> <th>dB/m</th> <th>dB</th> <th>dB</th> <th>cm</th> <th>deg</th> </tr> </thead> <tbody> <tr> <td>1</td> <td>3202.50</td> <td>42.76</td> <td>77.16</td> <td>-34.40</td> <td>67.08</td> <td>32.80</td> <td>8.30</td> <td>65.42</td> <td>0.00</td> <td>--</td> <td>--</td> <td>PEAK</td> </tr> <tr> <td>2</td> <td>4803.50</td> <td>44.37</td> <td>74.00</td> <td>-29.63</td> <td>67.78</td> <td>33.40</td> <td>9.30</td> <td>66.11</td> <td>0.00</td> <td>--</td> <td>--</td> <td>Peak</td> </tr> <tr> <td>3</td> <td>4804.00</td> <td>52.69</td> <td>74.00</td> <td>-21.31</td> <td>73.84</td> <td>33.90</td> <td>10.20</td> <td>65.25</td> <td>0.00</td> <td>316</td> <td>186</td> <td>PEAK</td> </tr> <tr> <td>4</td> <td>4804.00</td> <td>49.41</td> <td>54.00</td> <td>-4.59</td> <td>70.56</td> <td>33.90</td> <td>10.20</td> <td>65.25</td> <td>0.00</td> <td>316</td> <td>186</td> <td>AVERAGE</td> </tr> <tr> <td>5</td> <td>7206.00</td> <td>52.47</td> <td>77.16</td> <td>-24.69</td> <td>70.21</td> <td>35.70</td> <td>12.71</td> <td>66.15</td> <td>0.00</td> <td>--</td> <td>--</td> <td>PEAK</td> </tr> </tbody> </table>	Limit	Read	Ant	Cable	Preamp	Aux	APos	TPos	Remark	Freq	Level	Line	Margin	Level	Factor	Loss	Factor	Factor	MHz	dBuV/m	dBuV/m	dB	dBuV	dB/m	dB	dB	cm	deg	1	3202.50	42.76	77.16	-34.40	67.08	32.80	8.30	65.42	0.00	--	--	PEAK	2	4803.50	44.37	74.00	-29.63	67.78	33.40	9.30	66.11	0.00	--	--	Peak	3	4804.00	52.69	74.00	-21.31	73.84	33.90	10.20	65.25	0.00	316	186	PEAK	4	4804.00	49.41	54.00	-4.59	70.56	33.90	10.20	65.25	0.00	316	186	AVERAGE	5	7206.00	52.47	77.16	-24.69	70.21	35.70	12.71	66.15	0.00	--	--	PEAK
Limit	Read	Ant	Cable	Preamp	Aux	APos	TPos	Remark																																																																																																																																																										
Freq	Level	Line	Margin	Level	Factor	Loss	Factor	Factor																																																																																																																																																										
MHz	dBuV/m	dBuV/m	dB	dBuV	dB/m	dB	dB	cm	deg																																																																																																																																																									
1	4804.00	50.97	74.00	-23.03	72.12	33.90	10.20	65.25	0.00	263	311	PEAK																																																																																																																																																						
2	4804.00	47.69	54.00	-6.31	68.84	33.90	10.20	65.25	0.00	263	311	AVERAGE																																																																																																																																																						
3	7206.00	50.65	91.19	-40.54	68.39	35.70	12.71	66.15	0.00	---	---	PEAK																																																																																																																																																						
Limit	Read	Ant	Cable	Preamp	Aux	APos	TPos	Remark																																																																																																																																																										
Freq	Level	Line	Margin	Level	Factor	Loss	Factor	Factor																																																																																																																																																										
MHz	dBuV/m	dBuV/m	dB	dBuV	dB/m	dB	dB	cm	deg																																																																																																																																																									
1	3202.50	42.76	77.16	-34.40	67.08	32.80	8.30	65.42	0.00	--	--	PEAK																																																																																																																																																						
2	4803.50	44.37	74.00	-29.63	67.78	33.40	9.30	66.11	0.00	--	--	Peak																																																																																																																																																						
3	4804.00	52.69	74.00	-21.31	73.84	33.90	10.20	65.25	0.00	316	186	PEAK																																																																																																																																																						
4	4804.00	49.41	54.00	-4.59	70.56	33.90	10.20	65.25	0.00	316	186	AVERAGE																																																																																																																																																						
5	7206.00	52.47	77.16	-24.69	70.21	35.70	12.71	66.15	0.00	--	--	PEAK																																																																																																																																																						



Mode	2																																																																																																																							
	Harmonic																																																																																																																							
	2400-2483.5_Bluetooth-LE_CH19_2440MHz																																																																																																																							
ANT	1																																																																																																																							
Pol.	Horizontal	Vertical																																																																																																																						
Peak Avg																																																																																																																								
	<table border="1"> <thead> <tr> <th>Limit</th> <th>Read</th> <th>Ant</th> <th>Cable</th> <th>Preamp</th> <th>Aux</th> <th>APos</th> <th>TPos</th> <th>Remark</th> </tr> <tr> <th>Freq</th> <th>Level</th> <th>Line</th> <th>Margin</th> <th>Level</th> <th>Factor</th> <th>Loss</th> <th>Factor</th> <th>Factor</th> </tr> <tr> <th>MHz</th> <th>dBuV/m</th> <th>dBuV/m</th> <th>dB</th> <th>dBuV</th> <th>dB/m</th> <th>dB</th> <th>dB</th> <th>dB</th> </tr> </thead> <tbody> <tr> <td>1</td> <td>4879.50</td> <td>48.22</td> <td>74.00</td> <td>-25.78</td> <td>69.30</td> <td>33.90</td> <td>10.30</td> <td>65.28</td> <td>0.00</td> <td>---</td> <td>---</td> <td>Peak</td> </tr> <tr> <td>2</td> <td>7320.00</td> <td>43.08</td> <td>74.00</td> <td>-30.92</td> <td>61.13</td> <td>35.70</td> <td>12.72</td> <td>66.47</td> <td>0.00</td> <td>---</td> <td>---</td> <td>Peak</td> </tr> </tbody> </table>	Limit	Read	Ant	Cable	Preamp	Aux	APos	TPos	Remark	Freq	Level	Line	Margin	Level	Factor	Loss	Factor	Factor	MHz	dBuV/m	dBuV/m	dB	dBuV	dB/m	dB	dB	dB	1	4879.50	48.22	74.00	-25.78	69.30	33.90	10.30	65.28	0.00	---	---	Peak	2	7320.00	43.08	74.00	-30.92	61.13	35.70	12.72	66.47	0.00	---	---	Peak	<table border="1"> <thead> <tr> <th>Limit</th> <th>Read</th> <th>Ant</th> <th>Cable</th> <th>Preamp</th> <th>Aux</th> <th>APos</th> <th>TPos</th> <th>Remark</th> </tr> <tr> <th>Freq</th> <th>Level</th> <th>Line</th> <th>Margin</th> <th>Level</th> <th>Factor</th> <th>Loss</th> <th>Factor</th> <th>Factor</th> </tr> <tr> <th>MHz</th> <th>dBuV/m</th> <th>dBuV/m</th> <th>dB</th> <th>dBuV</th> <th>dB/m</th> <th>dB</th> <th>dB</th> <th>dB</th> </tr> </thead> <tbody> <tr> <td>1</td> <td>4881.00</td> <td>52.92</td> <td>74.00</td> <td>-21.08</td> <td>74.00</td> <td>33.90</td> <td>10.30</td> <td>65.28</td> <td>0.00</td> <td>310</td> <td>123</td> <td>Peak</td> </tr> <tr> <td>2</td> <td>4881.00</td> <td>50.02</td> <td>54.00</td> <td>-3.98</td> <td>71.10</td> <td>33.90</td> <td>10.30</td> <td>65.28</td> <td>0.00</td> <td>310</td> <td>123</td> <td>Average</td> </tr> <tr> <td>3</td> <td>7320.00</td> <td>47.50</td> <td>74.00</td> <td>-26.50</td> <td>65.55</td> <td>35.70</td> <td>12.72</td> <td>66.47</td> <td>0.00</td> <td>---</td> <td>---</td> <td>Peak</td> </tr> </tbody> </table>	Limit	Read	Ant	Cable	Preamp	Aux	APos	TPos	Remark	Freq	Level	Line	Margin	Level	Factor	Loss	Factor	Factor	MHz	dBuV/m	dBuV/m	dB	dBuV	dB/m	dB	dB	dB	1	4881.00	52.92	74.00	-21.08	74.00	33.90	10.30	65.28	0.00	310	123	Peak	2	4881.00	50.02	54.00	-3.98	71.10	33.90	10.30	65.28	0.00	310	123	Average	3	7320.00	47.50	74.00	-26.50	65.55	35.70	12.72	66.47	0.00	---	---
Limit	Read	Ant	Cable	Preamp	Aux	APos	TPos	Remark																																																																																																																
Freq	Level	Line	Margin	Level	Factor	Loss	Factor	Factor																																																																																																																
MHz	dBuV/m	dBuV/m	dB	dBuV	dB/m	dB	dB	dB																																																																																																																
1	4879.50	48.22	74.00	-25.78	69.30	33.90	10.30	65.28	0.00	---	---	Peak																																																																																																												
2	7320.00	43.08	74.00	-30.92	61.13	35.70	12.72	66.47	0.00	---	---	Peak																																																																																																												
Limit	Read	Ant	Cable	Preamp	Aux	APos	TPos	Remark																																																																																																																
Freq	Level	Line	Margin	Level	Factor	Loss	Factor	Factor																																																																																																																
MHz	dBuV/m	dBuV/m	dB	dBuV	dB/m	dB	dB	dB																																																																																																																
1	4881.00	52.92	74.00	-21.08	74.00	33.90	10.30	65.28	0.00	310	123	Peak																																																																																																												
2	4881.00	50.02	54.00	-3.98	71.10	33.90	10.30	65.28	0.00	310	123	Average																																																																																																												
3	7320.00	47.50	74.00	-26.50	65.55	35.70	12.72	66.47	0.00	---	---	Peak																																																																																																												



Mode	3																																																																																															
	Band Edge																																																																																															
	2400-2483.5_Bluetooth-LE_CH38_2478MHz																																																																																															
ANT	1																																																																																															
Pol.	Horizontal	Fundamental																																																																																														
Peak	<table border="1"> <thead> <tr> <th>Limit</th> <th>Read</th> <th>Ant</th> <th>Cable</th> <th>Preamp</th> <th>Aux</th> <th>APos</th> <th>TPos</th> </tr> <tr> <th>Freq</th> <th>Level</th> <th>Line</th> <th>Margin</th> <th>Level</th> <th>Factor</th> <th>Loss</th> <th>Factor</th> <th>Factor</th> <th>Factor</th> <th>cm</th> <th>deg</th> <th>Remark</th> </tr> <tr> <th>MHz</th> <th>dBuV/m</th> <th>dBuV/m</th> <th>dB</th> <th>dBuV</th> <th>dB/m</th> <th>dB</th> <th>dB</th> <th>dB</th> <th>dB</th> <th>cm</th> <th>deg</th> <th>Remark</th> </tr> </thead> <tbody> <tr> <td>1</td> <td>2483.62</td> <td>57.44</td> <td>74.00</td> <td>-16.56</td> <td>48.64</td> <td>32.52</td> <td>7.26</td> <td>36.98</td> <td>6.00</td> <td>294</td> <td>360</td> <td>PEAK</td> </tr> </tbody> </table>	Limit	Read	Ant	Cable	Preamp	Aux	APos	TPos	Freq	Level	Line	Margin	Level	Factor	Loss	Factor	Factor	Factor	cm	deg	Remark	MHz	dBuV/m	dBuV/m	dB	dBuV	dB/m	dB	dB	dB	dB	cm	deg	Remark	1	2483.62	57.44	74.00	-16.56	48.64	32.52	7.26	36.98	6.00	294	360	PEAK	<table border="1"> <thead> <tr> <th>Limit</th> <th>Read</th> <th>Ant</th> <th>Cable</th> <th>Preamp</th> <th>Aux</th> <th>APos</th> <th>TPos</th> </tr> <tr> <th>Freq</th> <th>Level</th> <th>Line</th> <th>Margin</th> <th>Level</th> <th>Factor</th> <th>Loss</th> <th>Factor</th> <th>Factor</th> <th>Factor</th> <th>cm</th> <th>deg</th> <th>Remark</th> </tr> <tr> <th>MHz</th> <th>dBuV/m</th> <th>dBuV/m</th> <th>dB</th> <th>dBuV</th> <th>dB/m</th> <th>dB</th> <th>dB</th> <th>dB</th> <th>dB</th> <th>cm</th> <th>deg</th> <th>Remark</th> </tr> </thead> <tbody> <tr> <td>1</td> <td>2478.00</td> <td>114.66</td> <td>-----</td> <td>-----</td> <td>105.89</td> <td>32.49</td> <td>7.25</td> <td>36.97</td> <td>6.00</td> <td>294</td> <td>360</td> <td>PEAK</td> </tr> </tbody> </table>	Limit	Read	Ant	Cable	Preamp	Aux	APos	TPos	Freq	Level	Line	Margin	Level	Factor	Loss	Factor	Factor	Factor	cm	deg	Remark	MHz	dBuV/m	dBuV/m	dB	dBuV	dB/m	dB	dB	dB	dB	cm	deg	Remark	1	2478.00	114.66	-----	-----	105.89	32.49	7.25	36.97	6.00	294	360	PEAK
	Limit	Read	Ant	Cable	Preamp	Aux	APos	TPos																																																																																								
Freq	Level	Line	Margin	Level	Factor	Loss	Factor	Factor	Factor	cm	deg	Remark																																																																																				
MHz	dBuV/m	dBuV/m	dB	dBuV	dB/m	dB	dB	dB	dB	cm	deg	Remark																																																																																				
1	2483.62	57.44	74.00	-16.56	48.64	32.52	7.26	36.98	6.00	294	360	PEAK																																																																																				
Limit	Read	Ant	Cable	Preamp	Aux	APos	TPos																																																																																									
Freq	Level	Line	Margin	Level	Factor	Loss	Factor	Factor	Factor	cm	deg	Remark																																																																																				
MHz	dBuV/m	dBuV/m	dB	dBuV	dB/m	dB	dB	dB	dB	cm	deg	Remark																																																																																				
1	2478.00	114.66	-----	-----	105.89	32.49	7.25	36.97	6.00	294	360	PEAK																																																																																				
Avg	<table border="1"> <thead> <tr> <th>Limit</th> <th>Read</th> <th>Ant</th> <th>Cable</th> <th>Preamp</th> <th>Aux</th> <th>APos</th> <th>TPos</th> </tr> <tr> <th>Freq</th> <th>Level</th> <th>Line</th> <th>Margin</th> <th>Level</th> <th>Factor</th> <th>Loss</th> <th>Factor</th> <th>Factor</th> <th>Factor</th> <th>cm</th> <th>deg</th> <th>Remark</th> </tr> <tr> <th>MHz</th> <th>dBuV/m</th> <th>dBuV/m</th> <th>dB</th> <th>dBuV</th> <th>dB/m</th> <th>dB</th> <th>dB</th> <th>dB</th> <th>dB</th> <th>cm</th> <th>deg</th> <th>Remark</th> </tr> </thead> <tbody> <tr> <td>1</td> <td>2483.50</td> <td>45.20</td> <td>54.00</td> <td>-8.80</td> <td>36.40</td> <td>32.52</td> <td>7.26</td> <td>36.98</td> <td>6.00</td> <td>294</td> <td>360</td> <td>AVERAGE</td> </tr> </tbody> </table>	Limit	Read	Ant	Cable	Preamp	Aux	APos	TPos	Freq	Level	Line	Margin	Level	Factor	Loss	Factor	Factor	Factor	cm	deg	Remark	MHz	dBuV/m	dBuV/m	dB	dBuV	dB/m	dB	dB	dB	dB	cm	deg	Remark	1	2483.50	45.20	54.00	-8.80	36.40	32.52	7.26	36.98	6.00	294	360	AVERAGE	<table border="1"> <thead> <tr> <th>Limit</th> <th>Read</th> <th>Ant</th> <th>Cable</th> <th>Preamp</th> <th>Aux</th> <th>APos</th> <th>TPos</th> </tr> <tr> <th>Freq</th> <th>Level</th> <th>Line</th> <th>Margin</th> <th>Level</th> <th>Factor</th> <th>Loss</th> <th>Factor</th> <th>Factor</th> <th>Factor</th> <th>cm</th> <th>deg</th> <th>Remark</th> </tr> <tr> <th>MHz</th> <th>dBuV/m</th> <th>dBuV/m</th> <th>dB</th> <th>dBuV</th> <th>dB/m</th> <th>dB</th> <th>dB</th> <th>dB</th> <th>dB</th> <th>cm</th> <th>deg</th> <th>Remark</th> </tr> </thead> <tbody> <tr> <td>1</td> <td>2478.00</td> <td>113.09</td> <td>-----</td> <td>-----</td> <td>104.32</td> <td>32.49</td> <td>7.25</td> <td>36.97</td> <td>6.00</td> <td>294</td> <td>360</td> <td>AVERAGE</td> </tr> </tbody> </table>	Limit	Read	Ant	Cable	Preamp	Aux	APos	TPos	Freq	Level	Line	Margin	Level	Factor	Loss	Factor	Factor	Factor	cm	deg	Remark	MHz	dBuV/m	dBuV/m	dB	dBuV	dB/m	dB	dB	dB	dB	cm	deg	Remark	1	2478.00	113.09	-----	-----	104.32	32.49	7.25	36.97	6.00	294	360	AVERAGE
Limit	Read	Ant	Cable	Preamp	Aux	APos	TPos																																																																																									
Freq	Level	Line	Margin	Level	Factor	Loss	Factor	Factor	Factor	cm	deg	Remark																																																																																				
MHz	dBuV/m	dBuV/m	dB	dBuV	dB/m	dB	dB	dB	dB	cm	deg	Remark																																																																																				
1	2483.50	45.20	54.00	-8.80	36.40	32.52	7.26	36.98	6.00	294	360	AVERAGE																																																																																				
Limit	Read	Ant	Cable	Preamp	Aux	APos	TPos																																																																																									
Freq	Level	Line	Margin	Level	Factor	Loss	Factor	Factor	Factor	cm	deg	Remark																																																																																				
MHz	dBuV/m	dBuV/m	dB	dBuV	dB/m	dB	dB	dB	dB	cm	deg	Remark																																																																																				
1	2478.00	113.09	-----	-----	104.32	32.49	7.25	36.97	6.00	294	360	AVERAGE																																																																																				



Mode	3																																																																											
	Band Edge																																																																											
	2400-2483.5_Bluetooth-LE_CH38_2478MHz																																																																											
ANT	1																																																																											
Pol.	Vertical	Fundamental																																																																										
Peak	<table border="1"> <thead> <tr> <th>Limit</th> <th>Read</th> <th>Ant</th> <th>Cable</th> <th>Preamp</th> <th>Aux</th> <th>APos</th> <th>TPos</th> </tr> <tr> <th>Freq</th> <th>Level</th> <th>Line</th> <th>Margin</th> <th>Level</th> <th>Factor</th> <th>Loss</th> <th>Factor</th> </tr> <tr> <th>MHz</th> <th>dBuV/m</th> <th>dBuV/m</th> <th>dB</th> <th>dBuV</th> <th>dB/m</th> <th>dB</th> <th>dB</th> </tr> </thead> <tbody> <tr> <td>1</td> <td>2485.30</td> <td>52.43</td> <td>74.00</td> <td>-21.57</td> <td>43.62</td> <td>32.53</td> <td>7.26</td> <td>36.98</td> <td>6.00</td> <td>360</td> <td>97</td> <td>PEAK</td> </tr> </tbody> </table>	Limit	Read	Ant	Cable	Preamp	Aux	APos	TPos	Freq	Level	Line	Margin	Level	Factor	Loss	Factor	MHz	dBuV/m	dBuV/m	dB	dBuV	dB/m	dB	dB	1	2485.30	52.43	74.00	-21.57	43.62	32.53	7.26	36.98	6.00	360	97	PEAK	<table border="1"> <thead> <tr> <th>Limit</th> <th>Read</th> <th>Ant</th> <th>Cable</th> <th>Preamp</th> <th>Aux</th> <th>APos</th> <th>TPos</th> </tr> <tr> <th>Freq</th> <th>Level</th> <th>Line</th> <th>Margin</th> <th>Level</th> <th>Factor</th> <th>Loss</th> <th>Factor</th> </tr> <tr> <th>MHz</th> <th>dBuV/m</th> <th>dBuV/m</th> <th>dB</th> <th>dBuV</th> <th>dB/m</th> <th>dB</th> <th>dB</th> </tr> </thead> <tbody> <tr> <td>1</td> <td>2478.00</td> <td>108.35</td> <td>-----</td> <td>-----</td> <td>99.58</td> <td>32.49</td> <td>7.25</td> <td>36.97</td> <td>6.00</td> <td>360</td> <td>97</td> <td>PEAK</td> </tr> </tbody> </table>	Limit	Read	Ant	Cable	Preamp	Aux	APos	TPos	Freq	Level	Line	Margin	Level	Factor	Loss	Factor	MHz	dBuV/m	dBuV/m	dB	dBuV	dB/m	dB	dB	1	2478.00	108.35	-----	-----	99.58	32.49	7.25	36.97	6.00	360	97	PEAK
	Limit	Read	Ant	Cable	Preamp	Aux	APos	TPos																																																																				
Freq	Level	Line	Margin	Level	Factor	Loss	Factor																																																																					
MHz	dBuV/m	dBuV/m	dB	dBuV	dB/m	dB	dB																																																																					
1	2485.30	52.43	74.00	-21.57	43.62	32.53	7.26	36.98	6.00	360	97	PEAK																																																																
Limit	Read	Ant	Cable	Preamp	Aux	APos	TPos																																																																					
Freq	Level	Line	Margin	Level	Factor	Loss	Factor																																																																					
MHz	dBuV/m	dBuV/m	dB	dBuV	dB/m	dB	dB																																																																					
1	2478.00	108.35	-----	-----	99.58	32.49	7.25	36.97	6.00	360	97	PEAK																																																																
Avg	<table border="1"> <thead> <tr> <th>Limit</th> <th>Read</th> <th>Ant</th> <th>Cable</th> <th>Preamp</th> <th>Aux</th> <th>APos</th> <th>TPos</th> </tr> <tr> <th>Freq</th> <th>Level</th> <th>Line</th> <th>Margin</th> <th>Level</th> <th>Factor</th> <th>Loss</th> <th>Factor</th> </tr> <tr> <th>MHz</th> <th>dBuV/m</th> <th>dBuV/m</th> <th>dB</th> <th>dBuV</th> <th>dB/m</th> <th>dB</th> <th>dB</th> </tr> </thead> <tbody> <tr> <td>1</td> <td>2483.50</td> <td>40.16</td> <td>54.00</td> <td>-13.84</td> <td>31.36</td> <td>32.52</td> <td>7.26</td> <td>36.98</td> <td>6.00</td> <td>360</td> <td>97</td> <td>AVERAGE</td> </tr> </tbody> </table>	Limit	Read	Ant	Cable	Preamp	Aux	APos	TPos	Freq	Level	Line	Margin	Level	Factor	Loss	Factor	MHz	dBuV/m	dBuV/m	dB	dBuV	dB/m	dB	dB	1	2483.50	40.16	54.00	-13.84	31.36	32.52	7.26	36.98	6.00	360	97	AVERAGE	<table border="1"> <thead> <tr> <th>Limit</th> <th>Read</th> <th>Ant</th> <th>Cable</th> <th>Preamp</th> <th>Aux</th> <th>APos</th> <th>TPos</th> </tr> <tr> <th>Freq</th> <th>Level</th> <th>Line</th> <th>Margin</th> <th>Level</th> <th>Factor</th> <th>Loss</th> <th>Factor</th> </tr> <tr> <th>MHz</th> <th>dBuV/m</th> <th>dBuV/m</th> <th>dB</th> <th>dBuV</th> <th>dB/m</th> <th>dB</th> <th>dB</th> </tr> </thead> <tbody> <tr> <td>1</td> <td>2478.00</td> <td>106.82</td> <td>-----</td> <td>-----</td> <td>98.05</td> <td>32.49</td> <td>7.25</td> <td>36.97</td> <td>6.00</td> <td>360</td> <td>97</td> <td>AVERAGE</td> </tr> </tbody> </table>	Limit	Read	Ant	Cable	Preamp	Aux	APos	TPos	Freq	Level	Line	Margin	Level	Factor	Loss	Factor	MHz	dBuV/m	dBuV/m	dB	dBuV	dB/m	dB	dB	1	2478.00	106.82	-----	-----	98.05	32.49	7.25	36.97	6.00	360	97	AVERAGE
Limit	Read	Ant	Cable	Preamp	Aux	APos	TPos																																																																					
Freq	Level	Line	Margin	Level	Factor	Loss	Factor																																																																					
MHz	dBuV/m	dBuV/m	dB	dBuV	dB/m	dB	dB																																																																					
1	2483.50	40.16	54.00	-13.84	31.36	32.52	7.26	36.98	6.00	360	97	AVERAGE																																																																
Limit	Read	Ant	Cable	Preamp	Aux	APos	TPos																																																																					
Freq	Level	Line	Margin	Level	Factor	Loss	Factor																																																																					
MHz	dBuV/m	dBuV/m	dB	dBuV	dB/m	dB	dB																																																																					
1	2478.00	106.82	-----	-----	98.05	32.49	7.25	36.97	6.00	360	97	AVERAGE																																																																





Mode	3																																																																																																																																							
	Harmonic																																																																																																																																							
	2400-2483.5_Bluetooth-LE_CH38_2478MHz																																																																																																																																							
ANT	1																																																																																																																																							
Pol.	Horizontal	Vertical																																																																																																																																						
Peak Avg	<table border="1"> <thead> <tr> <th>Limit</th> <th>Read</th> <th>Ant</th> <th>Cable</th> <th>Preamp</th> <th>Aux</th> <th>APos</th> <th>TPos</th> <th>Remark</th> </tr> <tr> <th>Freq</th> <th>Level</th> <th>Line</th> <th>Margin</th> <th>Level</th> <th>Factor</th> <th>Loss</th> <th>Factor</th> <th>Factor</th> </tr> <tr> <th>MHz</th> <th>dBuV/m</th> <th>dBuV/m</th> <th>dB</th> <th>dBuV</th> <th>dB/m</th> <th>dB</th> <th>dB</th> <th>cm</th> <th>deg</th> </tr> </thead> <tbody> <tr> <td>1</td> <td>4956.00</td> <td>52.38</td> <td>74.00</td> <td>-21.62</td> <td>73.29</td> <td>34.01</td> <td>10.39</td> <td>65.31</td> <td>0.00</td> <td>300</td> <td>135</td> <td>Peak</td> </tr> <tr> <td>2</td> <td>4956.00</td> <td>50.90</td> <td>54.00</td> <td>-3.10</td> <td>71.81</td> <td>34.01</td> <td>10.39</td> <td>65.31</td> <td>0.00</td> <td>300</td> <td>135</td> <td>Average</td> </tr> <tr> <td>3</td> <td>7434.00</td> <td>44.28</td> <td>74.00</td> <td>-29.72</td> <td>62.56</td> <td>35.73</td> <td>12.78</td> <td>66.79</td> <td>0.00</td> <td>--</td> <td>--</td> <td>Peak</td> </tr> </tbody> </table>	Limit	Read	Ant	Cable	Preamp	Aux	APos	TPos	Remark	Freq	Level	Line	Margin	Level	Factor	Loss	Factor	Factor	MHz	dBuV/m	dBuV/m	dB	dBuV	dB/m	dB	dB	cm	deg	1	4956.00	52.38	74.00	-21.62	73.29	34.01	10.39	65.31	0.00	300	135	Peak	2	4956.00	50.90	54.00	-3.10	71.81	34.01	10.39	65.31	0.00	300	135	Average	3	7434.00	44.28	74.00	-29.72	62.56	35.73	12.78	66.79	0.00	--	--	Peak	<table border="1"> <thead> <tr> <th>Limit</th> <th>Read</th> <th>Ant</th> <th>Cable</th> <th>Preamp</th> <th>Aux</th> <th>APos</th> <th>TPos</th> <th>Remark</th> </tr> <tr> <th>Freq</th> <th>Level</th> <th>Line</th> <th>Margin</th> <th>Level</th> <th>Factor</th> <th>Loss</th> <th>Factor</th> <th>Factor</th> </tr> <tr> <th>MHz</th> <th>dBuV/m</th> <th>dBuV/m</th> <th>dB</th> <th>dBuV</th> <th>dB/m</th> <th>dB</th> <th>dB</th> <th>cm</th> <th>deg</th> </tr> </thead> <tbody> <tr> <td>1</td> <td>4956.00</td> <td>52.07</td> <td>74.00</td> <td>-21.93</td> <td>72.98</td> <td>34.01</td> <td>10.39</td> <td>65.31</td> <td>0.00</td> <td>281</td> <td>95</td> <td>PEAK</td> </tr> <tr> <td>2</td> <td>4956.00</td> <td>48.79</td> <td>54.00</td> <td>-5.21</td> <td>69.70</td> <td>34.01</td> <td>10.39</td> <td>65.31</td> <td>0.00</td> <td>281</td> <td>95</td> <td>AVERAGE</td> </tr> <tr> <td>3</td> <td>7434.00</td> <td>47.90</td> <td>74.00</td> <td>-26.10</td> <td>66.18</td> <td>35.73</td> <td>12.78</td> <td>66.79</td> <td>0.00</td> <td>--</td> <td>--</td> <td>Peak</td> </tr> </tbody> </table>	Limit	Read	Ant	Cable	Preamp	Aux	APos	TPos	Remark	Freq	Level	Line	Margin	Level	Factor	Loss	Factor	Factor	MHz	dBuV/m	dBuV/m	dB	dBuV	dB/m	dB	dB	cm	deg	1	4956.00	52.07	74.00	-21.93	72.98	34.01	10.39	65.31	0.00	281	95	PEAK	2	4956.00	48.79	54.00	-5.21	69.70	34.01	10.39	65.31	0.00	281	95	AVERAGE	3	7434.00	47.90	74.00	-26.10	66.18	35.73	12.78	66.79	0.00	--	--	Peak
	Limit	Read	Ant	Cable	Preamp	Aux	APos	TPos	Remark																																																																																																																															
Freq	Level	Line	Margin	Level	Factor	Loss	Factor	Factor																																																																																																																																
MHz	dBuV/m	dBuV/m	dB	dBuV	dB/m	dB	dB	cm	deg																																																																																																																															
1	4956.00	52.38	74.00	-21.62	73.29	34.01	10.39	65.31	0.00	300	135	Peak																																																																																																																												
2	4956.00	50.90	54.00	-3.10	71.81	34.01	10.39	65.31	0.00	300	135	Average																																																																																																																												
3	7434.00	44.28	74.00	-29.72	62.56	35.73	12.78	66.79	0.00	--	--	Peak																																																																																																																												
Limit	Read	Ant	Cable	Preamp	Aux	APos	TPos	Remark																																																																																																																																
Freq	Level	Line	Margin	Level	Factor	Loss	Factor	Factor																																																																																																																																
MHz	dBuV/m	dBuV/m	dB	dBuV	dB/m	dB	dB	cm	deg																																																																																																																															
1	4956.00	52.07	74.00	-21.93	72.98	34.01	10.39	65.31	0.00	281	95	PEAK																																																																																																																												
2	4956.00	48.79	54.00	-5.21	69.70	34.01	10.39	65.31	0.00	281	95	AVERAGE																																																																																																																												
3	7434.00	47.90	74.00	-26.10	66.18	35.73	12.78	66.79	0.00	--	--	Peak																																																																																																																												
Peak Avg																																																																																																																																								



Mode	4																																																																									
	Band Edge																																																																									
	2400-2483.5_Bluetooth-LE_CH39_2480MHz																																																																									
ANT	1																																																																									
Pol.	Horizontal	Fundamental																																																																								
Peak	<table border="1"> <thead> <tr> <th>Limit</th> <th>Read</th> <th>Ant</th> <th>Cable</th> <th>Preamp</th> <th>Aux</th> <th>APos</th> <th>TPos</th> </tr> <tr> <th>Freq</th> <th>Level</th> <th>Line Margin</th> <th>Level Factor</th> <th>Loss Factor</th> <th>Factor</th> <th></th> <th>Remark</th> </tr> <tr> <th>MHz</th> <th>dBuV/m</th> <th>dBuV/m</th> <th>dB</th> <th>dBuV</th> <th>dB/m</th> <th>dB</th> <th>cm</th> <th>deg</th> </tr> </thead> <tbody> <tr> <td>1 2483.50</td> <td>60.68</td> <td>74.00</td> <td>-13.32</td> <td>51.86</td> <td>32.52</td> <td>7.26</td> <td>36.96</td> <td>6.00</td> <td>282</td> <td>0 PEAK</td> </tr> </tbody> </table>	Limit	Read	Ant	Cable	Preamp	Aux	APos	TPos	Freq	Level	Line Margin	Level Factor	Loss Factor	Factor		Remark	MHz	dBuV/m	dBuV/m	dB	dBuV	dB/m	dB	cm	deg	1 2483.50	60.68	74.00	-13.32	51.86	32.52	7.26	36.96	6.00	282	0 PEAK	<table border="1"> <thead> <tr> <th>Limit</th> <th>Read</th> <th>Ant</th> <th>Cable</th> <th>Preamp</th> <th>Aux</th> <th>APos</th> <th>TPos</th> </tr> <tr> <th>Freq</th> <th>Level</th> <th>Line Margin</th> <th>Level Factor</th> <th>Loss Factor</th> <th>Factor</th> <th></th> <th>Remark</th> </tr> <tr> <th>MHz</th> <th>dBuV/m</th> <th>dBuV/m</th> <th>dB</th> <th>dBuV</th> <th>dB/m</th> <th>dB</th> <th>cm</th> <th>deg</th> </tr> </thead> <tbody> <tr> <td>1 2480.00</td> <td>109.20</td> <td>-----</td> <td>-----</td> <td>100.41</td> <td>32.50</td> <td>7.25</td> <td>36.96</td> <td>6.00</td> <td>282</td> <td>0 PEAK</td> </tr> </tbody> </table>	Limit	Read	Ant	Cable	Preamp	Aux	APos	TPos	Freq	Level	Line Margin	Level Factor	Loss Factor	Factor		Remark	MHz	dBuV/m	dBuV/m	dB	dBuV	dB/m	dB	cm	deg	1 2480.00	109.20	-----	-----	100.41	32.50	7.25	36.96	6.00	282	0 PEAK
	Limit	Read	Ant	Cable	Preamp	Aux	APos	TPos																																																																		
Freq	Level	Line Margin	Level Factor	Loss Factor	Factor		Remark																																																																			
MHz	dBuV/m	dBuV/m	dB	dBuV	dB/m	dB	cm	deg																																																																		
1 2483.50	60.68	74.00	-13.32	51.86	32.52	7.26	36.96	6.00	282	0 PEAK																																																																
Limit	Read	Ant	Cable	Preamp	Aux	APos	TPos																																																																			
Freq	Level	Line Margin	Level Factor	Loss Factor	Factor		Remark																																																																			
MHz	dBuV/m	dBuV/m	dB	dBuV	dB/m	dB	cm	deg																																																																		
1 2480.00	109.20	-----	-----	100.41	32.50	7.25	36.96	6.00	282	0 PEAK																																																																
Avg	<table border="1"> <thead> <tr> <th>Limit</th> <th>Read</th> <th>Ant</th> <th>Cable</th> <th>Preamp</th> <th>Aux</th> <th>APos</th> <th>TPos</th> </tr> <tr> <th>Freq</th> <th>Level</th> <th>Line Margin</th> <th>Level Factor</th> <th>Loss Factor</th> <th>Factor</th> <th></th> <th>Remark</th> </tr> <tr> <th>MHz</th> <th>dBuV/m</th> <th>dBuV/m</th> <th>dB</th> <th>dBuV</th> <th>dB/m</th> <th>dB</th> <th>cm</th> <th>deg</th> </tr> </thead> <tbody> <tr> <td>1 2483.50</td> <td>50.06</td> <td>54.00</td> <td>-3.94</td> <td>41.24</td> <td>32.52</td> <td>7.26</td> <td>36.96</td> <td>6.00</td> <td>282</td> <td>0 AVERAGE</td> </tr> </tbody> </table>	Limit	Read	Ant	Cable	Preamp	Aux	APos	TPos	Freq	Level	Line Margin	Level Factor	Loss Factor	Factor		Remark	MHz	dBuV/m	dBuV/m	dB	dBuV	dB/m	dB	cm	deg	1 2483.50	50.06	54.00	-3.94	41.24	32.52	7.26	36.96	6.00	282	0 AVERAGE	<table border="1"> <thead> <tr> <th>Limit</th> <th>Read</th> <th>Ant</th> <th>Cable</th> <th>Preamp</th> <th>Aux</th> <th>APos</th> <th>TPos</th> </tr> <tr> <th>Freq</th> <th>Level</th> <th>Line Margin</th> <th>Level Factor</th> <th>Loss Factor</th> <th>Factor</th> <th></th> <th>Remark</th> </tr> <tr> <th>MHz</th> <th>dBuV/m</th> <th>dBuV/m</th> <th>dB</th> <th>dBuV</th> <th>dB/m</th> <th>dB</th> <th>cm</th> <th>deg</th> </tr> </thead> <tbody> <tr> <td>1 2480.00</td> <td>107.75</td> <td>-----</td> <td>-----</td> <td>98.96</td> <td>32.50</td> <td>7.25</td> <td>36.96</td> <td>6.00</td> <td>282</td> <td>0 AVERAGE</td> </tr> </tbody> </table>	Limit	Read	Ant	Cable	Preamp	Aux	APos	TPos	Freq	Level	Line Margin	Level Factor	Loss Factor	Factor		Remark	MHz	dBuV/m	dBuV/m	dB	dBuV	dB/m	dB	cm	deg	1 2480.00	107.75	-----	-----	98.96	32.50	7.25	36.96	6.00	282	0 AVERAGE
Limit	Read	Ant	Cable	Preamp	Aux	APos	TPos																																																																			
Freq	Level	Line Margin	Level Factor	Loss Factor	Factor		Remark																																																																			
MHz	dBuV/m	dBuV/m	dB	dBuV	dB/m	dB	cm	deg																																																																		
1 2483.50	50.06	54.00	-3.94	41.24	32.52	7.26	36.96	6.00	282	0 AVERAGE																																																																
Limit	Read	Ant	Cable	Preamp	Aux	APos	TPos																																																																			
Freq	Level	Line Margin	Level Factor	Loss Factor	Factor		Remark																																																																			
MHz	dBuV/m	dBuV/m	dB	dBuV	dB/m	dB	cm	deg																																																																		
1 2480.00	107.75	-----	-----	98.96	32.50	7.25	36.96	6.00	282	0 AVERAGE																																																																



Mode	4																																																																											
	Band Edge																																																																											
	2400-2483.5_Bluetooth-LE_CH39_2480MHz																																																																											
ANT	1																																																																											
Pol.	Vertical	Fundamental																																																																										
Peak	<table border="1"> <thead> <tr> <th>Limit</th> <th>Read</th> <th>Ant</th> <th>Cable</th> <th>Preamp</th> <th>Aux</th> <th>APos</th> <th>TPos</th> </tr> <tr> <th>Freq</th> <th>Level</th> <th>Line</th> <th>Margin</th> <th>Level</th> <th>Factor</th> <th>Loss</th> <th>Factor</th> </tr> <tr> <th>MHz</th> <th>dBuV/m</th> <th>dBuV/m</th> <th>dB</th> <th>dBuV</th> <th>dB/m</th> <th>dB</th> <th>dB</th> </tr> </thead> <tbody> <tr> <td>1</td> <td>2483.62</td> <td>54.43</td> <td>74.00</td> <td>-19.57</td> <td>45.61</td> <td>32.52</td> <td>7.26</td> <td>36.96</td> <td>6.00</td> <td>307</td> <td>109</td> <td>PEAK</td> </tr> </tbody> </table>	Limit	Read	Ant	Cable	Preamp	Aux	APos	TPos	Freq	Level	Line	Margin	Level	Factor	Loss	Factor	MHz	dBuV/m	dBuV/m	dB	dBuV	dB/m	dB	dB	1	2483.62	54.43	74.00	-19.57	45.61	32.52	7.26	36.96	6.00	307	109	PEAK	<table border="1"> <thead> <tr> <th>Limit</th> <th>Read</th> <th>Ant</th> <th>Cable</th> <th>Preamp</th> <th>Aux</th> <th>APos</th> <th>TPos</th> </tr> <tr> <th>Freq</th> <th>Level</th> <th>Line</th> <th>Margin</th> <th>Level</th> <th>Factor</th> <th>Loss</th> <th>Factor</th> </tr> <tr> <th>MHz</th> <th>dBuV/m</th> <th>dBuV/m</th> <th>dB</th> <th>dBuV</th> <th>dB/m</th> <th>dB</th> <th>dB</th> </tr> </thead> <tbody> <tr> <td>1</td> <td>2480.00</td> <td>101.64</td> <td>-----</td> <td>-----</td> <td>92.85</td> <td>32.50</td> <td>7.25</td> <td>36.96</td> <td>6.00</td> <td>307</td> <td>109</td> <td>PEAK</td> </tr> </tbody> </table>	Limit	Read	Ant	Cable	Preamp	Aux	APos	TPos	Freq	Level	Line	Margin	Level	Factor	Loss	Factor	MHz	dBuV/m	dBuV/m	dB	dBuV	dB/m	dB	dB	1	2480.00	101.64	-----	-----	92.85	32.50	7.25	36.96	6.00	307	109	PEAK
	Limit	Read	Ant	Cable	Preamp	Aux	APos	TPos																																																																				
Freq	Level	Line	Margin	Level	Factor	Loss	Factor																																																																					
MHz	dBuV/m	dBuV/m	dB	dBuV	dB/m	dB	dB																																																																					
1	2483.62	54.43	74.00	-19.57	45.61	32.52	7.26	36.96	6.00	307	109	PEAK																																																																
Limit	Read	Ant	Cable	Preamp	Aux	APos	TPos																																																																					
Freq	Level	Line	Margin	Level	Factor	Loss	Factor																																																																					
MHz	dBuV/m	dBuV/m	dB	dBuV	dB/m	dB	dB																																																																					
1	2480.00	101.64	-----	-----	92.85	32.50	7.25	36.96	6.00	307	109	PEAK																																																																
Avg	<table border="1"> <thead> <tr> <th>Limit</th> <th>Read</th> <th>Ant</th> <th>Cable</th> <th>Preamp</th> <th>Aux</th> <th>APos</th> <th>TPos</th> </tr> <tr> <th>Freq</th> <th>Level</th> <th>Line</th> <th>Margin</th> <th>Level</th> <th>Factor</th> <th>Loss</th> <th>Factor</th> </tr> <tr> <th>MHz</th> <th>dBuV/m</th> <th>dBuV/m</th> <th>dB</th> <th>dBuV</th> <th>dB/m</th> <th>dB</th> <th>dB</th> </tr> </thead> <tbody> <tr> <td>1</td> <td>2483.50</td> <td>43.45</td> <td>54.00</td> <td>-10.55</td> <td>34.63</td> <td>32.52</td> <td>7.26</td> <td>36.96</td> <td>6.00</td> <td>307</td> <td>109</td> <td>AVERAGE</td> </tr> </tbody> </table>	Limit	Read	Ant	Cable	Preamp	Aux	APos	TPos	Freq	Level	Line	Margin	Level	Factor	Loss	Factor	MHz	dBuV/m	dBuV/m	dB	dBuV	dB/m	dB	dB	1	2483.50	43.45	54.00	-10.55	34.63	32.52	7.26	36.96	6.00	307	109	AVERAGE	<table border="1"> <thead> <tr> <th>Limit</th> <th>Read</th> <th>Ant</th> <th>Cable</th> <th>Preamp</th> <th>Aux</th> <th>APos</th> <th>TPos</th> </tr> <tr> <th>Freq</th> <th>Level</th> <th>Line</th> <th>Margin</th> <th>Level</th> <th>Factor</th> <th>Loss</th> <th>Factor</th> </tr> <tr> <th>MHz</th> <th>dBuV/m</th> <th>dBuV/m</th> <th>dB</th> <th>dBuV</th> <th>dB/m</th> <th>dB</th> <th>dB</th> </tr> </thead> <tbody> <tr> <td>1</td> <td>2480.00</td> <td>100.41</td> <td>-----</td> <td>-----</td> <td>91.62</td> <td>32.50</td> <td>7.25</td> <td>36.96</td> <td>6.00</td> <td>307</td> <td>109</td> <td>AVERAGE</td> </tr> </tbody> </table>	Limit	Read	Ant	Cable	Preamp	Aux	APos	TPos	Freq	Level	Line	Margin	Level	Factor	Loss	Factor	MHz	dBuV/m	dBuV/m	dB	dBuV	dB/m	dB	dB	1	2480.00	100.41	-----	-----	91.62	32.50	7.25	36.96	6.00	307	109	AVERAGE
Limit	Read	Ant	Cable	Preamp	Aux	APos	TPos																																																																					
Freq	Level	Line	Margin	Level	Factor	Loss	Factor																																																																					
MHz	dBuV/m	dBuV/m	dB	dBuV	dB/m	dB	dB																																																																					
1	2483.50	43.45	54.00	-10.55	34.63	32.52	7.26	36.96	6.00	307	109	AVERAGE																																																																
Limit	Read	Ant	Cable	Preamp	Aux	APos	TPos																																																																					
Freq	Level	Line	Margin	Level	Factor	Loss	Factor																																																																					
MHz	dBuV/m	dBuV/m	dB	dBuV	dB/m	dB	dB																																																																					
1	2480.00	100.41	-----	-----	91.62	32.50	7.25	36.96	6.00	307	109	AVERAGE																																																																



Mode	4																																																																																																											
	Harmonic																																																																																																											
	2400-2483.5_Bluetooth-LE_CH39_2480MHz																																																																																																											
ANT	1																																																																																																											
Pol.	Horizontal	Vertical																																																																																																										
Peak Avg	<table border="1"> <thead> <tr> <th>Limit</th> <th>Read</th> <th>Ant</th> <th>Cable</th> <th>Preamp</th> <th>Aux</th> <th>APos</th> <th>TPos</th> <th>Remark</th> </tr> <tr> <th>Freq</th> <th>Level</th> <th>Line</th> <th>Margin</th> <th>Level</th> <th>Factor</th> <th>Loss</th> <th>Factor</th> <th>Factor</th> </tr> <tr> <th>MHz</th> <th>dBuV/m</th> <th>dBuV/m</th> <th>dB</th> <th>dBuV</th> <th>dB/m</th> <th>dB</th> <th>dB</th> <th>dB</th> </tr> </thead> <tbody> <tr> <td>1</td> <td>4960.00</td> <td>42.35</td> <td>74.00</td> <td>-31.65</td> <td>63.24</td> <td>34.02</td> <td>10.40</td> <td>65.31</td> <td>0.00</td> <td>---</td> <td>---</td> <td>PEAK</td> </tr> <tr> <td>2</td> <td>7440.00</td> <td>41.89</td> <td>74.00</td> <td>-32.11</td> <td>60.18</td> <td>35.74</td> <td>12.78</td> <td>66.81</td> <td>0.00</td> <td>---</td> <td>---</td> <td>PEAK</td> </tr> </tbody> </table>	Limit	Read	Ant	Cable	Preamp	Aux	APos	TPos	Remark	Freq	Level	Line	Margin	Level	Factor	Loss	Factor	Factor	MHz	dBuV/m	dBuV/m	dB	dBuV	dB/m	dB	dB	dB	1	4960.00	42.35	74.00	-31.65	63.24	34.02	10.40	65.31	0.00	---	---	PEAK	2	7440.00	41.89	74.00	-32.11	60.18	35.74	12.78	66.81	0.00	---	---	PEAK	<table border="1"> <thead> <tr> <th>Limit</th> <th>Read</th> <th>Ant</th> <th>Cable</th> <th>Preamp</th> <th>Aux</th> <th>APos</th> <th>TPos</th> <th>Remark</th> </tr> <tr> <th>Freq</th> <th>Level</th> <th>Line</th> <th>Margin</th> <th>Level</th> <th>Factor</th> <th>Loss</th> <th>Factor</th> <th>Factor</th> </tr> <tr> <th>MHz</th> <th>dBuV/m</th> <th>dBuV/m</th> <th>dB</th> <th>dBuV</th> <th>dB/m</th> <th>dB</th> <th>dB</th> <th>dB</th> </tr> </thead> <tbody> <tr> <td>1</td> <td>4960.00</td> <td>40.66</td> <td>74.00</td> <td>-33.34</td> <td>61.55</td> <td>34.02</td> <td>10.40</td> <td>65.31</td> <td>0.00</td> <td>---</td> <td>---</td> <td>PEAK</td> </tr> <tr> <td>2</td> <td>7440.00</td> <td>41.53</td> <td>74.00</td> <td>-32.47</td> <td>59.82</td> <td>35.74</td> <td>12.78</td> <td>66.81</td> <td>0.00</td> <td>---</td> <td>---</td> <td>PEAK</td> </tr> </tbody> </table>	Limit	Read	Ant	Cable	Preamp	Aux	APos	TPos	Remark	Freq	Level	Line	Margin	Level	Factor	Loss	Factor	Factor	MHz	dBuV/m	dBuV/m	dB	dBuV	dB/m	dB	dB	dB	1	4960.00	40.66	74.00	-33.34	61.55	34.02	10.40	65.31	0.00	---	---	PEAK	2	7440.00	41.53	74.00	-32.47	59.82	35.74	12.78	66.81	0.00	---	---	PEAK
Limit	Read	Ant	Cable	Preamp	Aux	APos	TPos	Remark																																																																																																				
Freq	Level	Line	Margin	Level	Factor	Loss	Factor	Factor																																																																																																				
MHz	dBuV/m	dBuV/m	dB	dBuV	dB/m	dB	dB	dB																																																																																																				
1	4960.00	42.35	74.00	-31.65	63.24	34.02	10.40	65.31	0.00	---	---	PEAK																																																																																																
2	7440.00	41.89	74.00	-32.11	60.18	35.74	12.78	66.81	0.00	---	---	PEAK																																																																																																
Limit	Read	Ant	Cable	Preamp	Aux	APos	TPos	Remark																																																																																																				
Freq	Level	Line	Margin	Level	Factor	Loss	Factor	Factor																																																																																																				
MHz	dBuV/m	dBuV/m	dB	dBuV	dB/m	dB	dB	dB																																																																																																				
1	4960.00	40.66	74.00	-33.34	61.55	34.02	10.40	65.31	0.00	---	---	PEAK																																																																																																
2	7440.00	41.53	74.00	-32.47	59.82	35.74	12.78	66.81	0.00	---	---	PEAK																																																																																																



Mode	5																																																																																																	
	Band Edge																																																																																																	
	2400-2483.5_Bluetooth-LE_CH00_2402MHz																																																																																																	
ANT	1																																																																																																	
Pol.	Horizontal	Fundamental																																																																																																
Peak	<table border="1"> <thead> <tr> <th>Limit</th> <th>Read</th> <th>Ant</th> <th>Cable</th> <th>Preamp</th> <th>Aux</th> <th>APos</th> <th>TPos</th> </tr> <tr> <th>Freq</th> <th>Level</th> <th>Line Margin</th> <th>Level Factor</th> <th>Loss Factor</th> <th>Factor</th> <th></th> <th>Remark</th> </tr> <tr> <th>MHz</th> <th>dBuV/m</th> <th>dBuV/m</th> <th>dB</th> <th>dBuV</th> <th>dB/m</th> <th>dB</th> <th>dB</th> </tr> </thead> <tbody> <tr> <td>1 2381.11</td> <td>60.36</td> <td>74.00</td> <td>-13.64</td> <td>52.14</td> <td>32.04</td> <td>7.09</td> <td>36.91</td> </tr> <tr> <td></td> <td></td> <td></td> <td></td> <td></td> <td></td> <td>6.00</td> <td>300</td> </tr> <tr> <td></td> <td></td> <td></td> <td></td> <td></td> <td></td> <td></td> <td>174 PEAK</td> </tr> </tbody> </table>	Limit	Read	Ant	Cable	Preamp	Aux	APos	TPos	Freq	Level	Line Margin	Level Factor	Loss Factor	Factor		Remark	MHz	dBuV/m	dBuV/m	dB	dBuV	dB/m	dB	dB	1 2381.11	60.36	74.00	-13.64	52.14	32.04	7.09	36.91							6.00	300								174 PEAK	<table border="1"> <thead> <tr> <th>Limit</th> <th>Read</th> <th>Ant</th> <th>Cable</th> <th>Preamp</th> <th>Aux</th> <th>APos</th> <th>TPos</th> </tr> <tr> <th>Freq</th> <th>Level</th> <th>Line Margin</th> <th>Level Factor</th> <th>Loss Factor</th> <th>Factor</th> <th></th> <th>Remark</th> </tr> <tr> <th>MHz</th> <th>dBuV/m</th> <th>dBuV/m</th> <th>dB</th> <th>dBuV</th> <th>dB/m</th> <th>dB</th> <th>dB</th> </tr> </thead> <tbody> <tr> <td>1 2402.00</td> <td>118.83</td> <td>74.00</td> <td>44.83</td> <td>110.52</td> <td>32.11</td> <td>7.12</td> <td>36.92</td> </tr> <tr> <td></td> <td></td> <td></td> <td></td> <td></td> <td></td> <td>6.00</td> <td>300</td> </tr> <tr> <td></td> <td></td> <td></td> <td></td> <td></td> <td></td> <td></td> <td>174 PEAK</td> </tr> </tbody> </table>	Limit	Read	Ant	Cable	Preamp	Aux	APos	TPos	Freq	Level	Line Margin	Level Factor	Loss Factor	Factor		Remark	MHz	dBuV/m	dBuV/m	dB	dBuV	dB/m	dB	dB	1 2402.00	118.83	74.00	44.83	110.52	32.11	7.12	36.92							6.00	300								174 PEAK
	Limit	Read	Ant	Cable	Preamp	Aux	APos	TPos																																																																																										
Freq	Level	Line Margin	Level Factor	Loss Factor	Factor		Remark																																																																																											
MHz	dBuV/m	dBuV/m	dB	dBuV	dB/m	dB	dB																																																																																											
1 2381.11	60.36	74.00	-13.64	52.14	32.04	7.09	36.91																																																																																											
						6.00	300																																																																																											
							174 PEAK																																																																																											
Limit	Read	Ant	Cable	Preamp	Aux	APos	TPos																																																																																											
Freq	Level	Line Margin	Level Factor	Loss Factor	Factor		Remark																																																																																											
MHz	dBuV/m	dBuV/m	dB	dBuV	dB/m	dB	dB																																																																																											
1 2402.00	118.83	74.00	44.83	110.52	32.11	7.12	36.92																																																																																											
						6.00	300																																																																																											
							174 PEAK																																																																																											
Avg	<table border="1"> <thead> <tr> <th>Limit</th> <th>Read</th> <th>Ant</th> <th>Cable</th> <th>Preamp</th> <th>Aux</th> <th>APos</th> <th>TPos</th> </tr> <tr> <th>Freq</th> <th>Level</th> <th>Line Margin</th> <th>Level Factor</th> <th>Loss Factor</th> <th>Factor</th> <th></th> <th>Remark</th> </tr> <tr> <th>MHz</th> <th>dBuV/m</th> <th>dBuV/m</th> <th>dB</th> <th>dBuV</th> <th>dB/m</th> <th>dB</th> <th>dB</th> </tr> </thead> <tbody> <tr> <td>1 2389.95</td> <td>49.06</td> <td>54.00</td> <td>-4.94</td> <td>40.80</td> <td>32.07</td> <td>7.11</td> <td>36.92</td> </tr> <tr> <td></td> <td></td> <td></td> <td></td> <td></td> <td></td> <td>6.00</td> <td>300</td> </tr> <tr> <td></td> <td></td> <td></td> <td></td> <td></td> <td></td> <td></td> <td>174 AVERAGE</td> </tr> </tbody> </table>	Limit	Read	Ant	Cable	Preamp	Aux	APos	TPos	Freq	Level	Line Margin	Level Factor	Loss Factor	Factor		Remark	MHz	dBuV/m	dBuV/m	dB	dBuV	dB/m	dB	dB	1 2389.95	49.06	54.00	-4.94	40.80	32.07	7.11	36.92							6.00	300								174 AVERAGE	<table border="1"> <thead> <tr> <th>Limit</th> <th>Read</th> <th>Ant</th> <th>Cable</th> <th>Preamp</th> <th>Aux</th> <th>APos</th> <th>TPos</th> </tr> <tr> <th>Freq</th> <th>Level</th> <th>Line Margin</th> <th>Level Factor</th> <th>Loss Factor</th> <th>Factor</th> <th></th> <th>Remark</th> </tr> <tr> <th>MHz</th> <th>dBuV/m</th> <th>dBuV/m</th> <th>dB</th> <th>dBuV</th> <th>dB/m</th> <th>dB</th> <th>dB</th> </tr> </thead> <tbody> <tr> <td>1 2402.00</td> <td>116.24</td> <td>54.00</td> <td>62.24</td> <td>107.93</td> <td>32.11</td> <td>7.12</td> <td>36.92</td> </tr> <tr> <td></td> <td></td> <td></td> <td></td> <td></td> <td></td> <td>6.00</td> <td>300</td> </tr> <tr> <td></td> <td></td> <td></td> <td></td> <td></td> <td></td> <td></td> <td>174 AVERAGE</td> </tr> </tbody> </table>	Limit	Read	Ant	Cable	Preamp	Aux	APos	TPos	Freq	Level	Line Margin	Level Factor	Loss Factor	Factor		Remark	MHz	dBuV/m	dBuV/m	dB	dBuV	dB/m	dB	dB	1 2402.00	116.24	54.00	62.24	107.93	32.11	7.12	36.92							6.00	300								174 AVERAGE
Limit	Read	Ant	Cable	Preamp	Aux	APos	TPos																																																																																											
Freq	Level	Line Margin	Level Factor	Loss Factor	Factor		Remark																																																																																											
MHz	dBuV/m	dBuV/m	dB	dBuV	dB/m	dB	dB																																																																																											
1 2389.95	49.06	54.00	-4.94	40.80	32.07	7.11	36.92																																																																																											
						6.00	300																																																																																											
							174 AVERAGE																																																																																											
Limit	Read	Ant	Cable	Preamp	Aux	APos	TPos																																																																																											
Freq	Level	Line Margin	Level Factor	Loss Factor	Factor		Remark																																																																																											
MHz	dBuV/m	dBuV/m	dB	dBuV	dB/m	dB	dB																																																																																											
1 2402.00	116.24	54.00	62.24	107.93	32.11	7.12	36.92																																																																																											
						6.00	300																																																																																											
							174 AVERAGE																																																																																											



Mode	5																																																																																			
	Band Edge																																																																																			
	2400-2483.5_Bluetooth-LE_CH00_2402MHz																																																																																			
ANT	1																																																																																			
Pol.	Vertical	Fundamental																																																																																		
Peak	<table border="1"> <thead> <tr> <th>Limit</th> <th>Read</th> <th>Ant</th> <th>Cable</th> <th>Preamp</th> <th>Aux</th> <th>APos</th> <th>TPos</th> <th>Remark</th> </tr> <tr> <th>Freq</th> <th>Level</th> <th>Line</th> <th>Margin</th> <th>Level</th> <th>Factor</th> <th>Loss</th> <th>Factor</th> <th>Factor</th> </tr> <tr> <th>MHz</th> <th>dBuV/m</th> <th>dBuV/m</th> <th>dB</th> <th>dBuV</th> <th>dB/m</th> <th>dB</th> <th>dB</th> <th>cm</th> <th>deg</th> </tr> </thead> <tbody> <tr> <td>1</td> <td>2389.69</td> <td>56.61</td> <td>74.00</td> <td>-17.39</td> <td>48.35</td> <td>32.07</td> <td>7.11</td> <td>36.92</td> <td>6.00</td> <td>300</td> <td>286</td> <td>PEAK</td> </tr> </tbody> </table>	Limit	Read	Ant	Cable	Preamp	Aux	APos	TPos	Remark	Freq	Level	Line	Margin	Level	Factor	Loss	Factor	Factor	MHz	dBuV/m	dBuV/m	dB	dBuV	dB/m	dB	dB	cm	deg	1	2389.69	56.61	74.00	-17.39	48.35	32.07	7.11	36.92	6.00	300	286	PEAK	<table border="1"> <thead> <tr> <th>Limit</th> <th>Read</th> <th>Ant</th> <th>Cable</th> <th>Preamp</th> <th>Aux</th> <th>APos</th> <th>TPos</th> <th>Remark</th> </tr> <tr> <th>Freq</th> <th>Level</th> <th>Line</th> <th>Margin</th> <th>Level</th> <th>Factor</th> <th>Loss</th> <th>Factor</th> <th>Factor</th> </tr> <tr> <th>MHz</th> <th>dBuV/m</th> <th>dBuV/m</th> <th>dB</th> <th>dBuV</th> <th>dB/m</th> <th>dB</th> <th>dB</th> <th>cm</th> <th>deg</th> </tr> </thead> <tbody> <tr> <td>1</td> <td>2402.00</td> <td>110.22</td> <td>-----</td> <td>-----</td> <td>101.91</td> <td>32.11</td> <td>7.12</td> <td>36.92</td> <td>6.00</td> <td>300</td> <td>286</td> <td>PEAK</td> </tr> </tbody> </table>	Limit	Read	Ant	Cable	Preamp	Aux	APos	TPos	Remark	Freq	Level	Line	Margin	Level	Factor	Loss	Factor	Factor	MHz	dBuV/m	dBuV/m	dB	dBuV	dB/m	dB	dB	cm	deg	1	2402.00	110.22	-----	-----	101.91	32.11	7.12	36.92	6.00	300	286	PEAK
	Limit	Read	Ant	Cable	Preamp	Aux	APos	TPos	Remark																																																																											
Freq	Level	Line	Margin	Level	Factor	Loss	Factor	Factor																																																																												
MHz	dBuV/m	dBuV/m	dB	dBuV	dB/m	dB	dB	cm	deg																																																																											
1	2389.69	56.61	74.00	-17.39	48.35	32.07	7.11	36.92	6.00	300	286	PEAK																																																																								
Limit	Read	Ant	Cable	Preamp	Aux	APos	TPos	Remark																																																																												
Freq	Level	Line	Margin	Level	Factor	Loss	Factor	Factor																																																																												
MHz	dBuV/m	dBuV/m	dB	dBuV	dB/m	dB	dB	cm	deg																																																																											
1	2402.00	110.22	-----	-----	101.91	32.11	7.12	36.92	6.00	300	286	PEAK																																																																								
Avg	<table border="1"> <thead> <tr> <th>Limit</th> <th>Read</th> <th>Ant</th> <th>Cable</th> <th>Preamp</th> <th>Aux</th> <th>APos</th> <th>TPos</th> <th>Remark</th> </tr> <tr> <th>Freq</th> <th>Level</th> <th>Line</th> <th>Margin</th> <th>Level</th> <th>Factor</th> <th>Loss</th> <th>Factor</th> <th>Factor</th> </tr> <tr> <th>MHz</th> <th>dBuV/m</th> <th>dBuV/m</th> <th>dB</th> <th>dBuV</th> <th>dB/m</th> <th>dB</th> <th>dB</th> <th>cm</th> <th>deg</th> </tr> </thead> <tbody> <tr> <td>1</td> <td>2389.82</td> <td>44.32</td> <td>54.00</td> <td>-9.68</td> <td>36.06</td> <td>32.07</td> <td>7.11</td> <td>36.92</td> <td>6.00</td> <td>300</td> <td>286</td> <td>AVERAGE</td> </tr> </tbody> </table>	Limit	Read	Ant	Cable	Preamp	Aux	APos	TPos	Remark	Freq	Level	Line	Margin	Level	Factor	Loss	Factor	Factor	MHz	dBuV/m	dBuV/m	dB	dBuV	dB/m	dB	dB	cm	deg	1	2389.82	44.32	54.00	-9.68	36.06	32.07	7.11	36.92	6.00	300	286	AVERAGE	<table border="1"> <thead> <tr> <th>Limit</th> <th>Read</th> <th>Ant</th> <th>Cable</th> <th>Preamp</th> <th>Aux</th> <th>APos</th> <th>TPos</th> <th>Remark</th> </tr> <tr> <th>Freq</th> <th>Level</th> <th>Line</th> <th>Margin</th> <th>Level</th> <th>Factor</th> <th>Loss</th> <th>Factor</th> <th>Factor</th> </tr> <tr> <th>MHz</th> <th>dBuV/m</th> <th>dBuV/m</th> <th>dB</th> <th>dBuV</th> <th>dB/m</th> <th>dB</th> <th>dB</th> <th>cm</th> <th>deg</th> </tr> </thead> <tbody> <tr> <td>1</td> <td>2402.00</td> <td>107.60</td> <td>-----</td> <td>-----</td> <td>99.29</td> <td>32.11</td> <td>7.12</td> <td>36.92</td> <td>6.00</td> <td>300</td> <td>286</td> <td>AVERAGE</td> </tr> </tbody> </table>	Limit	Read	Ant	Cable	Preamp	Aux	APos	TPos	Remark	Freq	Level	Line	Margin	Level	Factor	Loss	Factor	Factor	MHz	dBuV/m	dBuV/m	dB	dBuV	dB/m	dB	dB	cm	deg	1	2402.00	107.60	-----	-----	99.29	32.11	7.12	36.92	6.00	300	286	AVERAGE
	Limit	Read	Ant	Cable	Preamp	Aux	APos	TPos	Remark																																																																											
Freq	Level	Line	Margin	Level	Factor	Loss	Factor	Factor																																																																												
MHz	dBuV/m	dBuV/m	dB	dBuV	dB/m	dB	dB	cm	deg																																																																											
1	2389.82	44.32	54.00	-9.68	36.06	32.07	7.11	36.92	6.00	300	286	AVERAGE																																																																								
Limit	Read	Ant	Cable	Preamp	Aux	APos	TPos	Remark																																																																												
Freq	Level	Line	Margin	Level	Factor	Loss	Factor	Factor																																																																												
MHz	dBuV/m	dBuV/m	dB	dBuV	dB/m	dB	dB	cm	deg																																																																											
1	2402.00	107.60	-----	-----	99.29	32.11	7.12	36.92	6.00	300	286	AVERAGE																																																																								



Mode	5																																																																																														
	Harmonic																																																																																														
	2400-2483.5_Bluetooth-LE_CH00_2402MHz																																																																																														
ANT	1																																																																																														
Pol.	Horizontal	Vertical																																																																																													
Peak Avg																																																																																															
	<table border="1"> <thead> <tr> <th>Limit</th> <th>Read</th> <th>Ant</th> <th>Cable</th> <th>Preamp</th> <th>Aux</th> <th>APos</th> <th>TPos</th> <th>Remark</th> </tr> <tr> <th>Freq</th> <th>Level</th> <th>Line</th> <th>Margin</th> <th>Level</th> <th>Factor</th> <th>Loss</th> <th>Factor</th> <th>Factor</th> </tr> <tr> <th>MHz</th> <th>dBuV/m</th> <th>dBuV/m</th> <th>dB</th> <th>dBuV</th> <th>dB/m</th> <th>dB</th> <th>dB</th> <th>cm</th> <th>deg</th> </tr> </thead> <tbody> <tr> <td>1</td> <td>4804.00</td> <td>50.48</td> <td>74.00</td> <td>-23.52</td> <td>71.63</td> <td>33.90</td> <td>10.20</td> <td>65.25</td> <td>0.00</td> <td>264</td> <td>311</td> <td>PEAK</td> </tr> <tr> <td>2</td> <td>4804.00</td> <td>45.01</td> <td>54.00</td> <td>-8.99</td> <td>66.16</td> <td>33.90</td> <td>10.20</td> <td>65.25</td> <td>0.00</td> <td>264</td> <td>311</td> <td>AVERAGE</td> </tr> <tr> <td>3</td> <td>7207.50</td> <td>49.72</td> <td>88.09</td> <td>-38.37</td> <td>67.47</td> <td>35.70</td> <td>12.71</td> <td>66.16</td> <td>0.00</td> <td>---</td> <td>---</td> <td>PEAK</td> </tr> </tbody> </table>		Limit	Read	Ant	Cable	Preamp	Aux	APos	TPos	Remark	Freq	Level	Line	Margin	Level	Factor	Loss	Factor	Factor	MHz	dBuV/m	dBuV/m	dB	dBuV	dB/m	dB	dB	cm	deg	1	4804.00	50.48	74.00	-23.52	71.63	33.90	10.20	65.25	0.00	264	311	PEAK	2	4804.00	45.01	54.00	-8.99	66.16	33.90	10.20	65.25	0.00	264	311	AVERAGE	3	7207.50	49.72	88.09	-38.37	67.47	35.70	12.71	66.16	0.00	---	---	PEAK																										
Limit	Read	Ant	Cable	Preamp	Aux	APos	TPos	Remark																																																																																							
Freq	Level	Line	Margin	Level	Factor	Loss	Factor	Factor																																																																																							
MHz	dBuV/m	dBuV/m	dB	dBuV	dB/m	dB	dB	cm	deg																																																																																						
1	4804.00	50.48	74.00	-23.52	71.63	33.90	10.20	65.25	0.00	264	311	PEAK																																																																																			
2	4804.00	45.01	54.00	-8.99	66.16	33.90	10.20	65.25	0.00	264	311	AVERAGE																																																																																			
3	7207.50	49.72	88.09	-38.37	67.47	35.70	12.71	66.16	0.00	---	---	PEAK																																																																																			
	<table border="1"> <thead> <tr> <th>Limit</th> <th>Read</th> <th>Ant</th> <th>Cable</th> <th>Preamp</th> <th>Aux</th> <th>APos</th> <th>TPos</th> <th>Remark</th> </tr> <tr> <th>Freq</th> <th>Level</th> <th>Line</th> <th>Margin</th> <th>Level</th> <th>Factor</th> <th>Loss</th> <th>Factor</th> <th>Factor</th> </tr> <tr> <th>MHz</th> <th>dBuV/m</th> <th>dBuV/m</th> <th>dB</th> <th>dBuV</th> <th>dB/m</th> <th>dB</th> <th>dB</th> <th>cm</th> <th>deg</th> </tr> </thead> <tbody> <tr> <td>1</td> <td>3202.50</td> <td>42.30</td> <td>83.72</td> <td>-41.42</td> <td>66.62</td> <td>32.80</td> <td>8.30</td> <td>65.42</td> <td>0.00</td> <td>---</td> <td>---</td> <td>PEAK</td> </tr> <tr> <td>2</td> <td>4003.50</td> <td>43.48</td> <td>74.00</td> <td>-30.52</td> <td>66.89</td> <td>33.40</td> <td>9.30</td> <td>66.11</td> <td>0.00</td> <td>---</td> <td>---</td> <td>PEAK</td> </tr> <tr> <td>3</td> <td>4804.00</td> <td>51.75</td> <td>74.00</td> <td>-22.25</td> <td>72.90</td> <td>33.90</td> <td>10.20</td> <td>65.25</td> <td>0.00</td> <td>321</td> <td>185</td> <td>PEAK</td> </tr> <tr> <td>4</td> <td>4804.00</td> <td>46.53</td> <td>54.00</td> <td>-7.47</td> <td>67.68</td> <td>33.90</td> <td>10.20</td> <td>65.25</td> <td>0.00</td> <td>321</td> <td>185</td> <td>AVERAGE</td> </tr> <tr> <td>5</td> <td>7207.50</td> <td>51.87</td> <td>83.72</td> <td>-31.85</td> <td>69.62</td> <td>35.70</td> <td>12.71</td> <td>66.16</td> <td>0.00</td> <td>---</td> <td>---</td> <td>PEAK</td> </tr> </tbody> </table>		Limit	Read	Ant	Cable	Preamp	Aux	APos	TPos	Remark	Freq	Level	Line	Margin	Level	Factor	Loss	Factor	Factor	MHz	dBuV/m	dBuV/m	dB	dBuV	dB/m	dB	dB	cm	deg	1	3202.50	42.30	83.72	-41.42	66.62	32.80	8.30	65.42	0.00	---	---	PEAK	2	4003.50	43.48	74.00	-30.52	66.89	33.40	9.30	66.11	0.00	---	---	PEAK	3	4804.00	51.75	74.00	-22.25	72.90	33.90	10.20	65.25	0.00	321	185	PEAK	4	4804.00	46.53	54.00	-7.47	67.68	33.90	10.20	65.25	0.00	321	185	AVERAGE	5	7207.50	51.87	83.72	-31.85	69.62	35.70	12.71	66.16	0.00	---	---	PEAK
Limit	Read	Ant	Cable	Preamp	Aux	APos	TPos	Remark																																																																																							
Freq	Level	Line	Margin	Level	Factor	Loss	Factor	Factor																																																																																							
MHz	dBuV/m	dBuV/m	dB	dBuV	dB/m	dB	dB	cm	deg																																																																																						
1	3202.50	42.30	83.72	-41.42	66.62	32.80	8.30	65.42	0.00	---	---	PEAK																																																																																			
2	4003.50	43.48	74.00	-30.52	66.89	33.40	9.30	66.11	0.00	---	---	PEAK																																																																																			
3	4804.00	51.75	74.00	-22.25	72.90	33.90	10.20	65.25	0.00	321	185	PEAK																																																																																			
4	4804.00	46.53	54.00	-7.47	67.68	33.90	10.20	65.25	0.00	321	185	AVERAGE																																																																																			
5	7207.50	51.87	83.72	-31.85	69.62	35.70	12.71	66.16	0.00	---	---	PEAK																																																																																			



Mode	6																																																																																																																																																																											
	Harmonic																																																																																																																																																																											
	2400-2483.5_Bluetooth-LE_CH19_2440MHz																																																																																																																																																																											
ANT	1																																																																																																																																																																											
Pol.	Horizontal	Vertical																																																																																																																																																																										
Peak Avg																																																																																																																																																																												
	<table border="1"> <thead> <tr> <th>Limit</th> <th>Read</th> <th>Ant</th> <th>Cable</th> <th>Preamp</th> <th>Aux</th> <th>APos</th> <th>TPos</th> <th>Remark</th> </tr> <tr> <th>Freq</th> <th>Level</th> <th>Line</th> <th>Margin</th> <th>Level</th> <th>Factor</th> <th>Loss</th> <th>Factor</th> <th>Factor</th> </tr> <tr> <th>MHz</th> <th>dBuV/m</th> <th>dBuV/m</th> <th>dB</th> <th>dBuV</th> <th>dB/m</th> <th>dB</th> <th>dB</th> <th>cm</th> </tr> </thead> <tbody> <tr> <td>1</td> <td>4880.00</td> <td>52.73</td> <td>74.00</td> <td>-21.27</td> <td>73.81</td> <td>33.90</td> <td>10.30</td> <td>65.28</td> <td>0.00</td> <td>207</td> <td>179</td> <td>PEAK</td> </tr> <tr> <td>2</td> <td>4880.00</td> <td>48.12</td> <td>54.00</td> <td>-5.88</td> <td>69.20</td> <td>33.90</td> <td>10.30</td> <td>65.28</td> <td>0.00</td> <td>207</td> <td>179</td> <td>AVERAGE</td> </tr> <tr> <td>3</td> <td>7320.00</td> <td>46.63</td> <td>74.00</td> <td>-27.37</td> <td>64.68</td> <td>35.70</td> <td>12.72</td> <td>66.47</td> <td>0.00</td> <td>---</td> <td>---</td> <td>PEAK</td> </tr> <tr> <td>4</td> <td>9760.50</td> <td>47.26</td> <td>87.77</td> <td>-40.51</td> <td>62.28</td> <td>36.86</td> <td>14.99</td> <td>66.87</td> <td>0.00</td> <td>---</td> <td>---</td> <td>PEAK</td> </tr> </tbody> </table>	Limit	Read	Ant	Cable	Preamp	Aux	APos	TPos	Remark	Freq	Level	Line	Margin	Level	Factor	Loss	Factor	Factor	MHz	dBuV/m	dBuV/m	dB	dBuV	dB/m	dB	dB	cm	1	4880.00	52.73	74.00	-21.27	73.81	33.90	10.30	65.28	0.00	207	179	PEAK	2	4880.00	48.12	54.00	-5.88	69.20	33.90	10.30	65.28	0.00	207	179	AVERAGE	3	7320.00	46.63	74.00	-27.37	64.68	35.70	12.72	66.47	0.00	---	---	PEAK	4	9760.50	47.26	87.77	-40.51	62.28	36.86	14.99	66.87	0.00	---	---	PEAK	<table border="1"> <thead> <tr> <th>Limit</th> <th>Read</th> <th>Ant</th> <th>Cable</th> <th>Preamp</th> <th>Aux</th> <th>APos</th> <th>TPos</th> <th>Remark</th> </tr> <tr> <th>Freq</th> <th>Level</th> <th>Line</th> <th>Margin</th> <th>Level</th> <th>Factor</th> <th>Loss</th> <th>Factor</th> <th>Factor</th> </tr> <tr> <th>MHz</th> <th>dBuV/m</th> <th>dBuV/m</th> <th>dB</th> <th>dBuV</th> <th>dB/m</th> <th>dB</th> <th>dB</th> <th>cm</th> </tr> </thead> <tbody> <tr> <td>1</td> <td>3253.50</td> <td>43.12</td> <td>81.38</td> <td>-38.26</td> <td>67.51</td> <td>32.75</td> <td>8.36</td> <td>65.50</td> <td>0.00</td> <td>---</td> <td>---</td> <td>PEAK</td> </tr> <tr> <td>2</td> <td>4881.00</td> <td>55.00</td> <td>74.00</td> <td>-19.00</td> <td>76.08</td> <td>33.90</td> <td>10.30</td> <td>65.28</td> <td>0.00</td> <td>328</td> <td>184</td> <td>PEAK</td> </tr> <tr> <td>3</td> <td>4881.00</td> <td>49.77</td> <td>54.00</td> <td>-4.23</td> <td>70.85</td> <td>33.90</td> <td>10.30</td> <td>65.28</td> <td>0.00</td> <td>328</td> <td>184</td> <td>AVERAGE</td> </tr> <tr> <td>4</td> <td>7318.50</td> <td>52.10</td> <td>74.00</td> <td>-21.90</td> <td>70.15</td> <td>35.70</td> <td>12.72</td> <td>66.47</td> <td>0.00</td> <td>310</td> <td>196</td> <td>PEAK</td> </tr> <tr> <td>5</td> <td>7318.50</td> <td>46.29</td> <td>54.00</td> <td>-7.71</td> <td>64.34</td> <td>35.70</td> <td>12.72</td> <td>66.47</td> <td>0.00</td> <td>310</td> <td>196</td> <td>AVERAGE</td> </tr> </tbody> </table>	Limit	Read	Ant	Cable	Preamp	Aux	APos	TPos	Remark	Freq	Level	Line	Margin	Level	Factor	Loss	Factor	Factor	MHz	dBuV/m	dBuV/m	dB	dBuV	dB/m	dB	dB	cm	1	3253.50	43.12	81.38	-38.26	67.51	32.75	8.36	65.50	0.00	---	---	PEAK	2	4881.00	55.00	74.00	-19.00	76.08	33.90	10.30	65.28	0.00	328	184	PEAK	3	4881.00	49.77	54.00	-4.23	70.85	33.90	10.30	65.28	0.00	328	184	AVERAGE	4	7318.50	52.10	74.00	-21.90	70.15	35.70	12.72	66.47	0.00	310	196	PEAK	5	7318.50	46.29	54.00	-7.71	64.34	35.70	12.72	66.47	0.00	310	196
Limit	Read	Ant	Cable	Preamp	Aux	APos	TPos	Remark																																																																																																																																																																				
Freq	Level	Line	Margin	Level	Factor	Loss	Factor	Factor																																																																																																																																																																				
MHz	dBuV/m	dBuV/m	dB	dBuV	dB/m	dB	dB	cm																																																																																																																																																																				
1	4880.00	52.73	74.00	-21.27	73.81	33.90	10.30	65.28	0.00	207	179	PEAK																																																																																																																																																																
2	4880.00	48.12	54.00	-5.88	69.20	33.90	10.30	65.28	0.00	207	179	AVERAGE																																																																																																																																																																
3	7320.00	46.63	74.00	-27.37	64.68	35.70	12.72	66.47	0.00	---	---	PEAK																																																																																																																																																																
4	9760.50	47.26	87.77	-40.51	62.28	36.86	14.99	66.87	0.00	---	---	PEAK																																																																																																																																																																
Limit	Read	Ant	Cable	Preamp	Aux	APos	TPos	Remark																																																																																																																																																																				
Freq	Level	Line	Margin	Level	Factor	Loss	Factor	Factor																																																																																																																																																																				
MHz	dBuV/m	dBuV/m	dB	dBuV	dB/m	dB	dB	cm																																																																																																																																																																				
1	3253.50	43.12	81.38	-38.26	67.51	32.75	8.36	65.50	0.00	---	---	PEAK																																																																																																																																																																
2	4881.00	55.00	74.00	-19.00	76.08	33.90	10.30	65.28	0.00	328	184	PEAK																																																																																																																																																																
3	4881.00	49.77	54.00	-4.23	70.85	33.90	10.30	65.28	0.00	328	184	AVERAGE																																																																																																																																																																
4	7318.50	52.10	74.00	-21.90	70.15	35.70	12.72	66.47	0.00	310	196	PEAK																																																																																																																																																																
5	7318.50	46.29	54.00	-7.71	64.34	35.70	12.72	66.47	0.00	310	196	AVERAGE																																																																																																																																																																





Mode	7																																																																																															
	Band Edge																																																																																															
	2400-2483.5_Bluetooth-LE_CH38_2478MHz																																																																																															
ANT	1																																																																																															
Pol.	Horizontal	Fundamental																																																																																														
Peak	<table border="1"> <thead> <tr> <th>Limit</th> <th>Read</th> <th>Ant</th> <th>Cable</th> <th>Preamp</th> <th>Aux</th> <th>APos</th> <th>TPos</th> </tr> <tr> <th>Freq</th> <th>Level</th> <th>Line</th> <th>Margin</th> <th>Level</th> <th>Factor</th> <th>Loss</th> <th>Factor</th> <th>Factor</th> <th>Factor</th> <th>cm</th> <th>deg</th> <th>Remark</th> </tr> <tr> <th>MHz</th> <th>dBuV/m</th> <th>dBuV/m</th> <th>dB</th> <th>dBuV</th> <th>dB/m</th> <th>dB</th> <th>dB</th> <th>dB</th> <th>dB</th> <th>cm</th> <th>deg</th> <th>Remark</th> </tr> </thead> <tbody> <tr> <td>1</td> <td>2483.56</td> <td>57.64</td> <td>74.00</td> <td>-16.36</td> <td>48.84</td> <td>32.52</td> <td>7.26</td> <td>36.98</td> <td>6.00</td> <td>257</td> <td>360</td> <td>PEAK</td> </tr> </tbody> </table>	Limit	Read	Ant	Cable	Preamp	Aux	APos	TPos	Freq	Level	Line	Margin	Level	Factor	Loss	Factor	Factor	Factor	cm	deg	Remark	MHz	dBuV/m	dBuV/m	dB	dBuV	dB/m	dB	dB	dB	dB	cm	deg	Remark	1	2483.56	57.64	74.00	-16.36	48.84	32.52	7.26	36.98	6.00	257	360	PEAK	<table border="1"> <thead> <tr> <th>Limit</th> <th>Read</th> <th>Ant</th> <th>Cable</th> <th>Preamp</th> <th>Aux</th> <th>APos</th> <th>TPos</th> </tr> <tr> <th>Freq</th> <th>Level</th> <th>Line</th> <th>Margin</th> <th>Level</th> <th>Factor</th> <th>Loss</th> <th>Factor</th> <th>Factor</th> <th>Factor</th> <th>cm</th> <th>deg</th> <th>Remark</th> </tr> <tr> <th>MHz</th> <th>dBuV/m</th> <th>dBuV/m</th> <th>dB</th> <th>dBuV</th> <th>dB/m</th> <th>dB</th> <th>dB</th> <th>dB</th> <th>dB</th> <th>cm</th> <th>deg</th> <th>Remark</th> </tr> </thead> <tbody> <tr> <td>1</td> <td>2478.00</td> <td>114.75</td> <td>-----</td> <td>-----</td> <td>105.98</td> <td>32.49</td> <td>7.25</td> <td>36.97</td> <td>6.00</td> <td>257</td> <td>360</td> <td>PEAK</td> </tr> </tbody> </table>	Limit	Read	Ant	Cable	Preamp	Aux	APos	TPos	Freq	Level	Line	Margin	Level	Factor	Loss	Factor	Factor	Factor	cm	deg	Remark	MHz	dBuV/m	dBuV/m	dB	dBuV	dB/m	dB	dB	dB	dB	cm	deg	Remark	1	2478.00	114.75	-----	-----	105.98	32.49	7.25	36.97	6.00	257	360	PEAK
	Limit	Read	Ant	Cable	Preamp	Aux	APos	TPos																																																																																								
Freq	Level	Line	Margin	Level	Factor	Loss	Factor	Factor	Factor	cm	deg	Remark																																																																																				
MHz	dBuV/m	dBuV/m	dB	dBuV	dB/m	dB	dB	dB	dB	cm	deg	Remark																																																																																				
1	2483.56	57.64	74.00	-16.36	48.84	32.52	7.26	36.98	6.00	257	360	PEAK																																																																																				
Limit	Read	Ant	Cable	Preamp	Aux	APos	TPos																																																																																									
Freq	Level	Line	Margin	Level	Factor	Loss	Factor	Factor	Factor	cm	deg	Remark																																																																																				
MHz	dBuV/m	dBuV/m	dB	dBuV	dB/m	dB	dB	dB	dB	cm	deg	Remark																																																																																				
1	2478.00	114.75	-----	-----	105.98	32.49	7.25	36.97	6.00	257	360	PEAK																																																																																				
Avg	<table border="1"> <thead> <tr> <th>Limit</th> <th>Read</th> <th>Ant</th> <th>Cable</th> <th>Preamp</th> <th>Aux</th> <th>APos</th> <th>TPos</th> </tr> <tr> <th>Freq</th> <th>Level</th> <th>Line</th> <th>Margin</th> <th>Level</th> <th>Factor</th> <th>Loss</th> <th>Factor</th> <th>Factor</th> <th>Factor</th> <th>cm</th> <th>deg</th> <th>Remark</th> </tr> <tr> <th>MHz</th> <th>dBuV/m</th> <th>dBuV/m</th> <th>dB</th> <th>dBuV</th> <th>dB/m</th> <th>dB</th> <th>dB</th> <th>dB</th> <th>dB</th> <th>cm</th> <th>deg</th> <th>Remark</th> </tr> </thead> <tbody> <tr> <td>1</td> <td>2483.50</td> <td>46.79</td> <td>54.00</td> <td>-7.21</td> <td>37.99</td> <td>32.52</td> <td>7.26</td> <td>36.98</td> <td>6.00</td> <td>257</td> <td>360</td> <td>AVERAGE</td> </tr> </tbody> </table>	Limit	Read	Ant	Cable	Preamp	Aux	APos	TPos	Freq	Level	Line	Margin	Level	Factor	Loss	Factor	Factor	Factor	cm	deg	Remark	MHz	dBuV/m	dBuV/m	dB	dBuV	dB/m	dB	dB	dB	dB	cm	deg	Remark	1	2483.50	46.79	54.00	-7.21	37.99	32.52	7.26	36.98	6.00	257	360	AVERAGE	<table border="1"> <thead> <tr> <th>Limit</th> <th>Read</th> <th>Ant</th> <th>Cable</th> <th>Preamp</th> <th>Aux</th> <th>APos</th> <th>TPos</th> </tr> <tr> <th>Freq</th> <th>Level</th> <th>Line</th> <th>Margin</th> <th>Level</th> <th>Factor</th> <th>Loss</th> <th>Factor</th> <th>Factor</th> <th>Factor</th> <th>cm</th> <th>deg</th> <th>Remark</th> </tr> <tr> <th>MHz</th> <th>dBuV/m</th> <th>dBuV/m</th> <th>dB</th> <th>dBuV</th> <th>dB/m</th> <th>dB</th> <th>dB</th> <th>dB</th> <th>dB</th> <th>cm</th> <th>deg</th> <th>Remark</th> </tr> </thead> <tbody> <tr> <td>1</td> <td>2478.00</td> <td>111.72</td> <td>-----</td> <td>-----</td> <td>102.95</td> <td>32.49</td> <td>7.25</td> <td>36.97</td> <td>6.00</td> <td>257</td> <td>360</td> <td>AVERAGE</td> </tr> </tbody> </table>	Limit	Read	Ant	Cable	Preamp	Aux	APos	TPos	Freq	Level	Line	Margin	Level	Factor	Loss	Factor	Factor	Factor	cm	deg	Remark	MHz	dBuV/m	dBuV/m	dB	dBuV	dB/m	dB	dB	dB	dB	cm	deg	Remark	1	2478.00	111.72	-----	-----	102.95	32.49	7.25	36.97	6.00	257	360	AVERAGE
Limit	Read	Ant	Cable	Preamp	Aux	APos	TPos																																																																																									
Freq	Level	Line	Margin	Level	Factor	Loss	Factor	Factor	Factor	cm	deg	Remark																																																																																				
MHz	dBuV/m	dBuV/m	dB	dBuV	dB/m	dB	dB	dB	dB	cm	deg	Remark																																																																																				
1	2483.50	46.79	54.00	-7.21	37.99	32.52	7.26	36.98	6.00	257	360	AVERAGE																																																																																				
Limit	Read	Ant	Cable	Preamp	Aux	APos	TPos																																																																																									
Freq	Level	Line	Margin	Level	Factor	Loss	Factor	Factor	Factor	cm	deg	Remark																																																																																				
MHz	dBuV/m	dBuV/m	dB	dBuV	dB/m	dB	dB	dB	dB	cm	deg	Remark																																																																																				
1	2478.00	111.72	-----	-----	102.95	32.49	7.25	36.97	6.00	257	360	AVERAGE																																																																																				



		7																																																																																														
Mode	Band Edge																																																																																															
	2400-2483.5_Bluetooth-LE_CH38_2478MHz																																																																																															
ANT	1																																																																																															
Pol.	Vertical	Fundamental																																																																																														
Peak	<table border="1"> <thead> <tr> <th>Limit</th> <th>Read</th> <th>Ant</th> <th>Cable</th> <th>Preamp</th> <th>Aux</th> <th>APos</th> <th>TPos</th> </tr> <tr> <th>Freq</th> <th>Level</th> <th>Line</th> <th>Margin</th> <th>Level</th> <th>Factor</th> <th>Loss</th> <th>Factor</th> <th>Factor</th> <th>Factor</th> <th>cm</th> <th>deg</th> <th>Remark</th> </tr> <tr> <th>MHz</th> <th>dBuV/m</th> <th>dBuV/m</th> <th>dB</th> <th>dBuV</th> <th>dB/m</th> <th>dB</th> <th>dB</th> <th>dB</th> <th>dB</th> <th>cm</th> <th>deg</th> <th>Remark</th> </tr> </thead> <tbody> <tr> <td>1</td> <td>2483.86</td> <td>52.26</td> <td>74.00</td> <td>-21.74</td> <td>43.46</td> <td>32.52</td> <td>7.26</td> <td>36.98</td> <td>6.00</td> <td>320</td> <td>94</td> <td>PEAK</td> </tr> </tbody> </table>	Limit	Read	Ant	Cable	Preamp	Aux	APos	TPos	Freq	Level	Line	Margin	Level	Factor	Loss	Factor	Factor	Factor	cm	deg	Remark	MHz	dBuV/m	dBuV/m	dB	dBuV	dB/m	dB	dB	dB	dB	cm	deg	Remark	1	2483.86	52.26	74.00	-21.74	43.46	32.52	7.26	36.98	6.00	320	94	PEAK	<table border="1"> <thead> <tr> <th>Limit</th> <th>Read</th> <th>Ant</th> <th>Cable</th> <th>Preamp</th> <th>Aux</th> <th>APos</th> <th>TPos</th> </tr> <tr> <th>Freq</th> <th>Level</th> <th>Line</th> <th>Margin</th> <th>Level</th> <th>Factor</th> <th>Loss</th> <th>Factor</th> <th>Factor</th> <th>Factor</th> <th>cm</th> <th>deg</th> <th>Remark</th> </tr> <tr> <th>MHz</th> <th>dBuV/m</th> <th>dBuV/m</th> <th>dB</th> <th>dBuV</th> <th>dB/m</th> <th>dB</th> <th>dB</th> <th>dB</th> <th>dB</th> <th>cm</th> <th>deg</th> <th>Remark</th> </tr> </thead> <tbody> <tr> <td>1</td> <td>2478.00</td> <td>108.11</td> <td>-----</td> <td>-----</td> <td>99.34</td> <td>32.49</td> <td>7.25</td> <td>36.97</td> <td>6.00</td> <td>320</td> <td>94</td> <td>PEAK</td> </tr> </tbody> </table>	Limit	Read	Ant	Cable	Preamp	Aux	APos	TPos	Freq	Level	Line	Margin	Level	Factor	Loss	Factor	Factor	Factor	cm	deg	Remark	MHz	dBuV/m	dBuV/m	dB	dBuV	dB/m	dB	dB	dB	dB	cm	deg	Remark	1	2478.00	108.11	-----	-----	99.34	32.49	7.25	36.97	6.00	320	94	PEAK
	Limit	Read	Ant	Cable	Preamp	Aux	APos	TPos																																																																																								
Freq	Level	Line	Margin	Level	Factor	Loss	Factor	Factor	Factor	cm	deg	Remark																																																																																				
MHz	dBuV/m	dBuV/m	dB	dBuV	dB/m	dB	dB	dB	dB	cm	deg	Remark																																																																																				
1	2483.86	52.26	74.00	-21.74	43.46	32.52	7.26	36.98	6.00	320	94	PEAK																																																																																				
Limit	Read	Ant	Cable	Preamp	Aux	APos	TPos																																																																																									
Freq	Level	Line	Margin	Level	Factor	Loss	Factor	Factor	Factor	cm	deg	Remark																																																																																				
MHz	dBuV/m	dBuV/m	dB	dBuV	dB/m	dB	dB	dB	dB	cm	deg	Remark																																																																																				
1	2478.00	108.11	-----	-----	99.34	32.49	7.25	36.97	6.00	320	94	PEAK																																																																																				
Avg	<table border="1"> <thead> <tr> <th>Limit</th> <th>Read</th> <th>Ant</th> <th>Cable</th> <th>Preamp</th> <th>Aux</th> <th>APos</th> <th>TPos</th> </tr> <tr> <th>Freq</th> <th>Level</th> <th>Line</th> <th>Margin</th> <th>Level</th> <th>Factor</th> <th>Loss</th> <th>Factor</th> <th>Factor</th> <th>Factor</th> <th>cm</th> <th>deg</th> <th>Remark</th> </tr> <tr> <th>MHz</th> <th>dBuV/m</th> <th>dBuV/m</th> <th>dB</th> <th>dBuV</th> <th>dB/m</th> <th>dB</th> <th>dB</th> <th>dB</th> <th>dB</th> <th>cm</th> <th>deg</th> <th>Remark</th> </tr> </thead> <tbody> <tr> <td>1</td> <td>2483.50</td> <td>41.22</td> <td>54.00</td> <td>-12.78</td> <td>32.42</td> <td>32.52</td> <td>7.26</td> <td>36.98</td> <td>6.00</td> <td>320</td> <td>94</td> <td>AVERAGE</td> </tr> </tbody> </table>	Limit	Read	Ant	Cable	Preamp	Aux	APos	TPos	Freq	Level	Line	Margin	Level	Factor	Loss	Factor	Factor	Factor	cm	deg	Remark	MHz	dBuV/m	dBuV/m	dB	dBuV	dB/m	dB	dB	dB	dB	cm	deg	Remark	1	2483.50	41.22	54.00	-12.78	32.42	32.52	7.26	36.98	6.00	320	94	AVERAGE	<table border="1"> <thead> <tr> <th>Limit</th> <th>Read</th> <th>Ant</th> <th>Cable</th> <th>Preamp</th> <th>Aux</th> <th>APos</th> <th>TPos</th> </tr> <tr> <th>Freq</th> <th>Level</th> <th>Line</th> <th>Margin</th> <th>Level</th> <th>Factor</th> <th>Loss</th> <th>Factor</th> <th>Factor</th> <th>Factor</th> <th>cm</th> <th>deg</th> <th>Remark</th> </tr> <tr> <th>MHz</th> <th>dBuV/m</th> <th>dBuV/m</th> <th>dB</th> <th>dBuV</th> <th>dB/m</th> <th>dB</th> <th>dB</th> <th>dB</th> <th>dB</th> <th>cm</th> <th>deg</th> <th>Remark</th> </tr> </thead> <tbody> <tr> <td>1</td> <td>2478.00</td> <td>105.06</td> <td>-----</td> <td>-----</td> <td>96.29</td> <td>32.49</td> <td>7.25</td> <td>36.97</td> <td>6.00</td> <td>320</td> <td>94</td> <td>AVERAGE</td> </tr> </tbody> </table>	Limit	Read	Ant	Cable	Preamp	Aux	APos	TPos	Freq	Level	Line	Margin	Level	Factor	Loss	Factor	Factor	Factor	cm	deg	Remark	MHz	dBuV/m	dBuV/m	dB	dBuV	dB/m	dB	dB	dB	dB	cm	deg	Remark	1	2478.00	105.06	-----	-----	96.29	32.49	7.25	36.97	6.00	320	94	AVERAGE
Limit	Read	Ant	Cable	Preamp	Aux	APos	TPos																																																																																									
Freq	Level	Line	Margin	Level	Factor	Loss	Factor	Factor	Factor	cm	deg	Remark																																																																																				
MHz	dBuV/m	dBuV/m	dB	dBuV	dB/m	dB	dB	dB	dB	cm	deg	Remark																																																																																				
1	2483.50	41.22	54.00	-12.78	32.42	32.52	7.26	36.98	6.00	320	94	AVERAGE																																																																																				
Limit	Read	Ant	Cable	Preamp	Aux	APos	TPos																																																																																									
Freq	Level	Line	Margin	Level	Factor	Loss	Factor	Factor	Factor	cm	deg	Remark																																																																																				
MHz	dBuV/m	dBuV/m	dB	dBuV	dB/m	dB	dB	dB	dB	cm	deg	Remark																																																																																				
1	2478.00	105.06	-----	-----	96.29	32.49	7.25	36.97	6.00	320	94	AVERAGE																																																																																				



Mode	7																																																																																																																																						
	Harmonic																																																																																																																																						
	2400-2483.5_Bluetooth-LE_CH38_2478MHz																																																																																																																																						
ANT	1																																																																																																																																						
Pol.	Horizontal	Vertical																																																																																																																																					
Peak Avg																																																																																																																																							
	<table border="1"> <thead> <tr> <th>Limit</th> <th>Read</th> <th>Ant</th> <th>Cable</th> <th>Preamp</th> <th>Aux</th> <th>APos</th> <th>TPos</th> <th>Remark</th> </tr> <tr> <th>Freq</th> <th>Level</th> <th>Line Margin</th> <th>Level</th> <th>Factor</th> <th>Loss Factor</th> <th>Factor</th> <th></th> <th></th> </tr> <tr> <th>MHz</th> <th>dBuV/m</th> <th>dBuV/m</th> <th>dB</th> <th>dBuV</th> <th>dB/m</th> <th>dB</th> <th>dB</th> <th>cm</th> <th>deg</th> </tr> </thead> <tbody> <tr> <td>1</td> <td>4956.00</td> <td>55.51</td> <td>74.00</td> <td>-18.49</td> <td>76.42</td> <td>34.01</td> <td>10.39</td> <td>65.31</td> <td>0.00</td> <td>111</td> <td>101</td> <td>PEAK</td> </tr> <tr> <td>2</td> <td>4956.00</td> <td>50.65</td> <td>54.00</td> <td>-3.35</td> <td>71.56</td> <td>34.01</td> <td>10.39</td> <td>65.31</td> <td>0.00</td> <td>111</td> <td>101</td> <td>AVERAGE</td> </tr> <tr> <td>3</td> <td>7435.50</td> <td>47.12</td> <td>74.00</td> <td>-26.88</td> <td>65.40</td> <td>35.74</td> <td>12.78</td> <td>66.80</td> <td>0.00</td> <td>--</td> <td>--</td> <td>Peak</td> </tr> </tbody> </table>	Limit	Read	Ant	Cable	Preamp	Aux	APos	TPos	Remark	Freq	Level	Line Margin	Level	Factor	Loss Factor	Factor			MHz	dBuV/m	dBuV/m	dB	dBuV	dB/m	dB	dB	cm	deg	1	4956.00	55.51	74.00	-18.49	76.42	34.01	10.39	65.31	0.00	111	101	PEAK	2	4956.00	50.65	54.00	-3.35	71.56	34.01	10.39	65.31	0.00	111	101	AVERAGE	3	7435.50	47.12	74.00	-26.88	65.40	35.74	12.78	66.80	0.00	--	--	Peak	<table border="1"> <thead> <tr> <th>Limit</th> <th>Read</th> <th>Ant</th> <th>Cable</th> <th>Preamp</th> <th>Aux</th> <th>APos</th> <th>TPos</th> <th>Remark</th> </tr> <tr> <th>Freq</th> <th>Level</th> <th>Line Margin</th> <th>Level</th> <th>Factor</th> <th>Loss Factor</th> <th>Factor</th> <th></th> <th></th> </tr> <tr> <th>MHz</th> <th>dBuV/m</th> <th>dBuV/m</th> <th>dB</th> <th>dBuV</th> <th>dB/m</th> <th>dB</th> <th>dB</th> <th>cm</th> <th>deg</th> </tr> </thead> <tbody> <tr> <td>1</td> <td>4956.00</td> <td>52.07</td> <td>74.00</td> <td>-21.93</td> <td>72.98</td> <td>34.01</td> <td>10.39</td> <td>65.31</td> <td>0.00</td> <td>100</td> <td>154</td> <td>PEAK</td> </tr> <tr> <td>2</td> <td>4956.00</td> <td>46.92</td> <td>54.00</td> <td>-7.08</td> <td>67.83</td> <td>34.01</td> <td>10.39</td> <td>65.31</td> <td>0.00</td> <td>100</td> <td>154</td> <td>AVERAGE</td> </tr> <tr> <td>3</td> <td>7435.50</td> <td>48.77</td> <td>74.00</td> <td>-25.23</td> <td>67.05</td> <td>35.74</td> <td>12.78</td> <td>66.80</td> <td>0.00</td> <td>--</td> <td>--</td> <td>Peak</td> </tr> </tbody> </table>	Limit	Read	Ant	Cable	Preamp	Aux	APos	TPos	Remark	Freq	Level	Line Margin	Level	Factor	Loss Factor	Factor			MHz	dBuV/m	dBuV/m	dB	dBuV	dB/m	dB	dB	cm	deg	1	4956.00	52.07	74.00	-21.93	72.98	34.01	10.39	65.31	0.00	100	154	PEAK	2	4956.00	46.92	54.00	-7.08	67.83	34.01	10.39	65.31	0.00	100	154	AVERAGE	3	7435.50	48.77	74.00	-25.23	67.05	35.74	12.78	66.80	0.00	--	--
Limit	Read	Ant	Cable	Preamp	Aux	APos	TPos	Remark																																																																																																																															
Freq	Level	Line Margin	Level	Factor	Loss Factor	Factor																																																																																																																																	
MHz	dBuV/m	dBuV/m	dB	dBuV	dB/m	dB	dB	cm	deg																																																																																																																														
1	4956.00	55.51	74.00	-18.49	76.42	34.01	10.39	65.31	0.00	111	101	PEAK																																																																																																																											
2	4956.00	50.65	54.00	-3.35	71.56	34.01	10.39	65.31	0.00	111	101	AVERAGE																																																																																																																											
3	7435.50	47.12	74.00	-26.88	65.40	35.74	12.78	66.80	0.00	--	--	Peak																																																																																																																											
Limit	Read	Ant	Cable	Preamp	Aux	APos	TPos	Remark																																																																																																																															
Freq	Level	Line Margin	Level	Factor	Loss Factor	Factor																																																																																																																																	
MHz	dBuV/m	dBuV/m	dB	dBuV	dB/m	dB	dB	cm	deg																																																																																																																														
1	4956.00	52.07	74.00	-21.93	72.98	34.01	10.39	65.31	0.00	100	154	PEAK																																																																																																																											
2	4956.00	46.92	54.00	-7.08	67.83	34.01	10.39	65.31	0.00	100	154	AVERAGE																																																																																																																											
3	7435.50	48.77	74.00	-25.23	67.05	35.74	12.78	66.80	0.00	--	--	Peak																																																																																																																											

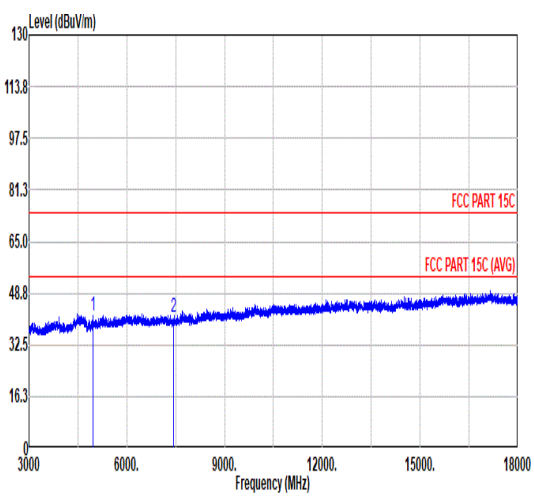
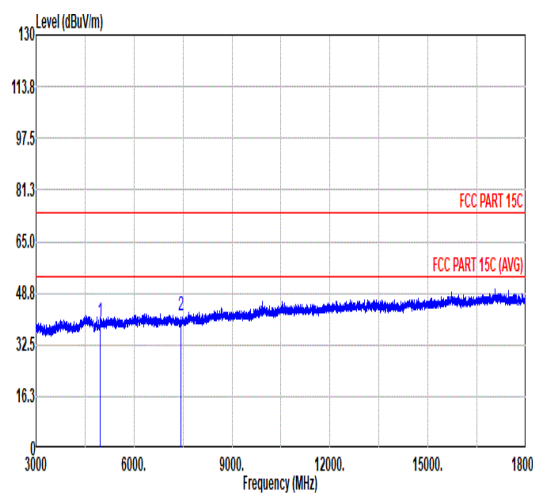


Mode	8																																																																																									
	Band Edge																																																																																									
	2400-2483.5_Bluetooth-LE_CH39_2480MHz																																																																																									
ANT	1																																																																																									
Pol.	Horizontal	Fundamental																																																																																								
Peak	<table border="1"> <thead> <tr> <th>Limit</th> <th>Read</th> <th>Ant</th> <th>Cable</th> <th>Preamp</th> <th>Aux</th> <th>APos</th> <th>TPos</th> <th>Remark</th> </tr> <tr> <th>Freq</th> <th>Level</th> <th>Line</th> <th>Margin</th> <th>Level</th> <th>Factor</th> <th>Loss</th> <th>Factor</th> <th>Factor</th> <th>cm</th> <th>deg</th> </tr> <tr> <th>MHz</th> <th>dBuV/m</th> <th>dBuV/m</th> <th>dB</th> <th>dBuV</th> <th>dB/m</th> <th>dB</th> <th>dB</th> <th>dB</th> <th>cm</th> <th>deg</th> </tr> </thead> <tbody> <tr> <td>1</td> <td>2483.50</td> <td>60.42</td> <td>74.00</td> <td>-13.58</td> <td>51.60</td> <td>32.52</td> <td>7.26</td> <td>36.96</td> <td>6.00</td> <td>282</td> <td>360</td> <td>PEAK</td> </tr> </tbody> </table>	Limit	Read	Ant	Cable	Preamp	Aux	APos	TPos	Remark	Freq	Level	Line	Margin	Level	Factor	Loss	Factor	Factor	cm	deg	MHz	dBuV/m	dBuV/m	dB	dBuV	dB/m	dB	dB	dB	cm	deg	1	2483.50	60.42	74.00	-13.58	51.60	32.52	7.26	36.96	6.00	282	360	PEAK	<table border="1"> <thead> <tr> <th>Limit</th> <th>Read</th> <th>Ant</th> <th>Cable</th> <th>Preamp</th> <th>Aux</th> <th>APos</th> <th>TPos</th> <th>Remark</th> </tr> <tr> <th>Freq</th> <th>Level</th> <th>Line</th> <th>Margin</th> <th>Level</th> <th>Factor</th> <th>Loss</th> <th>Factor</th> <th>Factor</th> <th>cm</th> <th>deg</th> </tr> <tr> <th>MHz</th> <th>dBuV/m</th> <th>dBuV/m</th> <th>dB</th> <th>dBuV</th> <th>dB/m</th> <th>dB</th> <th>dB</th> <th>dB</th> <th>cm</th> <th>deg</th> </tr> </thead> <tbody> <tr> <td>1</td> <td>2480.00</td> <td>108.90</td> <td>-----</td> <td>-----</td> <td>100.11</td> <td>32.50</td> <td>7.25</td> <td>36.96</td> <td>6.00</td> <td>282</td> <td>360</td> <td>PEAK</td> </tr> </tbody> </table>	Limit	Read	Ant	Cable	Preamp	Aux	APos	TPos	Remark	Freq	Level	Line	Margin	Level	Factor	Loss	Factor	Factor	cm	deg	MHz	dBuV/m	dBuV/m	dB	dBuV	dB/m	dB	dB	dB	cm	deg	1	2480.00	108.90	-----	-----	100.11	32.50	7.25	36.96	6.00	282	360	PEAK
	Limit	Read	Ant	Cable	Preamp	Aux	APos	TPos	Remark																																																																																	
Freq	Level	Line	Margin	Level	Factor	Loss	Factor	Factor	cm	deg																																																																																
MHz	dBuV/m	dBuV/m	dB	dBuV	dB/m	dB	dB	dB	cm	deg																																																																																
1	2483.50	60.42	74.00	-13.58	51.60	32.52	7.26	36.96	6.00	282	360	PEAK																																																																														
Limit	Read	Ant	Cable	Preamp	Aux	APos	TPos	Remark																																																																																		
Freq	Level	Line	Margin	Level	Factor	Loss	Factor	Factor	cm	deg																																																																																
MHz	dBuV/m	dBuV/m	dB	dBuV	dB/m	dB	dB	dB	cm	deg																																																																																
1	2480.00	108.90	-----	-----	100.11	32.50	7.25	36.96	6.00	282	360	PEAK																																																																														
Avg	<table border="1"> <thead> <tr> <th>Limit</th> <th>Read</th> <th>Ant</th> <th>Cable</th> <th>Preamp</th> <th>Aux</th> <th>APos</th> <th>TPos</th> <th>Remark</th> </tr> <tr> <th>Freq</th> <th>Level</th> <th>Line</th> <th>Margin</th> <th>Level</th> <th>Factor</th> <th>Loss</th> <th>Factor</th> <th>Factor</th> <th>cm</th> <th>deg</th> </tr> <tr> <th>MHz</th> <th>dBuV/m</th> <th>dBuV/m</th> <th>dB</th> <th>dBuV</th> <th>dB/m</th> <th>dB</th> <th>dB</th> <th>dB</th> <th>cm</th> <th>deg</th> </tr> </thead> <tbody> <tr> <td>1</td> <td>2483.50</td> <td>50.52</td> <td>54.00</td> <td>-3.48</td> <td>41.70</td> <td>32.52</td> <td>7.26</td> <td>36.96</td> <td>6.00</td> <td>282</td> <td>360</td> <td>AVERAGE</td> </tr> </tbody> </table>	Limit	Read	Ant	Cable	Preamp	Aux	APos	TPos	Remark	Freq	Level	Line	Margin	Level	Factor	Loss	Factor	Factor	cm	deg	MHz	dBuV/m	dBuV/m	dB	dBuV	dB/m	dB	dB	dB	cm	deg	1	2483.50	50.52	54.00	-3.48	41.70	32.52	7.26	36.96	6.00	282	360	AVERAGE	<table border="1"> <thead> <tr> <th>Limit</th> <th>Read</th> <th>Ant</th> <th>Cable</th> <th>Preamp</th> <th>Aux</th> <th>APos</th> <th>TPos</th> <th>Remark</th> </tr> <tr> <th>Freq</th> <th>Level</th> <th>Line</th> <th>Margin</th> <th>Level</th> <th>Factor</th> <th>Loss</th> <th>Factor</th> <th>Factor</th> <th>cm</th> <th>deg</th> </tr> <tr> <th>MHz</th> <th>dBuV/m</th> <th>dBuV/m</th> <th>dB</th> <th>dBuV</th> <th>dB/m</th> <th>dB</th> <th>dB</th> <th>dB</th> <th>cm</th> <th>deg</th> </tr> </thead> <tbody> <tr> <td>1</td> <td>2480.00</td> <td>106.27</td> <td>-----</td> <td>-----</td> <td>97.48</td> <td>32.50</td> <td>7.25</td> <td>36.96</td> <td>6.00</td> <td>282</td> <td>360</td> <td>AVERAGE</td> </tr> </tbody> </table>	Limit	Read	Ant	Cable	Preamp	Aux	APos	TPos	Remark	Freq	Level	Line	Margin	Level	Factor	Loss	Factor	Factor	cm	deg	MHz	dBuV/m	dBuV/m	dB	dBuV	dB/m	dB	dB	dB	cm	deg	1	2480.00	106.27	-----	-----	97.48	32.50	7.25	36.96	6.00	282	360	AVERAGE
Limit	Read	Ant	Cable	Preamp	Aux	APos	TPos	Remark																																																																																		
Freq	Level	Line	Margin	Level	Factor	Loss	Factor	Factor	cm	deg																																																																																
MHz	dBuV/m	dBuV/m	dB	dBuV	dB/m	dB	dB	dB	cm	deg																																																																																
1	2483.50	50.52	54.00	-3.48	41.70	32.52	7.26	36.96	6.00	282	360	AVERAGE																																																																														
Limit	Read	Ant	Cable	Preamp	Aux	APos	TPos	Remark																																																																																		
Freq	Level	Line	Margin	Level	Factor	Loss	Factor	Factor	cm	deg																																																																																
MHz	dBuV/m	dBuV/m	dB	dBuV	dB/m	dB	dB	dB	cm	deg																																																																																
1	2480.00	106.27	-----	-----	97.48	32.50	7.25	36.96	6.00	282	360	AVERAGE																																																																														



Mode	8																																																																																															
	Band Edge																																																																																															
	2400-2483.5_Bluetooth-LE_CH39_2480MHz																																																																																															
ANT	1																																																																																															
Pol.	Vertical	Fundamental																																																																																														
Peak	<table border="1"> <thead> <tr> <th>Limit</th> <th>Read</th> <th>Ant</th> <th>Cable</th> <th>Preamp</th> <th>Aux</th> <th>APos</th> <th>TPos</th> </tr> <tr> <th>Freq</th> <th>Level</th> <th>Line</th> <th>Margin</th> <th>Level</th> <th>Factor</th> <th>Loss</th> <th>Factor</th> <th>Factor</th> <th>Factor</th> <th>cm</th> <th>deg</th> <th>Remark</th> </tr> <tr> <th>MHz</th> <th>dBuV/m</th> <th>dBuV/m</th> <th>dB</th> <th>dBuV</th> <th>dB/m</th> <th>dB</th> <th>dB</th> <th>dB</th> <th>dB</th> <th>cm</th> <th>deg</th> <th>Remark</th> </tr> </thead> <tbody> <tr> <td>1</td> <td>2483.56</td> <td>54.68</td> <td>74.00</td> <td>-19.32</td> <td>45.86</td> <td>32.52</td> <td>7.26</td> <td>36.96</td> <td>6.00</td> <td>313</td> <td>105</td> <td>PEAK</td> </tr> </tbody> </table>	Limit	Read	Ant	Cable	Preamp	Aux	APos	TPos	Freq	Level	Line	Margin	Level	Factor	Loss	Factor	Factor	Factor	cm	deg	Remark	MHz	dBuV/m	dBuV/m	dB	dBuV	dB/m	dB	dB	dB	dB	cm	deg	Remark	1	2483.56	54.68	74.00	-19.32	45.86	32.52	7.26	36.96	6.00	313	105	PEAK	<table border="1"> <thead> <tr> <th>Limit</th> <th>Read</th> <th>Ant</th> <th>Cable</th> <th>Preamp</th> <th>Aux</th> <th>APos</th> <th>TPos</th> </tr> <tr> <th>Freq</th> <th>Level</th> <th>Line</th> <th>Margin</th> <th>Level</th> <th>Factor</th> <th>Loss</th> <th>Factor</th> <th>Factor</th> <th>Factor</th> <th>cm</th> <th>deg</th> <th>Remark</th> </tr> <tr> <th>MHz</th> <th>dBuV/m</th> <th>dBuV/m</th> <th>dB</th> <th>dBuV</th> <th>dB/m</th> <th>dB</th> <th>dB</th> <th>dB</th> <th>dB</th> <th>cm</th> <th>deg</th> <th>Remark</th> </tr> </thead> <tbody> <tr> <td>1</td> <td>2480.00</td> <td>101.88</td> <td>-----</td> <td>-----</td> <td>93.09</td> <td>32.50</td> <td>7.25</td> <td>36.96</td> <td>6.00</td> <td>313</td> <td>105</td> <td>PEAK</td> </tr> </tbody> </table>	Limit	Read	Ant	Cable	Preamp	Aux	APos	TPos	Freq	Level	Line	Margin	Level	Factor	Loss	Factor	Factor	Factor	cm	deg	Remark	MHz	dBuV/m	dBuV/m	dB	dBuV	dB/m	dB	dB	dB	dB	cm	deg	Remark	1	2480.00	101.88	-----	-----	93.09	32.50	7.25	36.96	6.00	313	105	PEAK
	Limit	Read	Ant	Cable	Preamp	Aux	APos	TPos																																																																																								
Freq	Level	Line	Margin	Level	Factor	Loss	Factor	Factor	Factor	cm	deg	Remark																																																																																				
MHz	dBuV/m	dBuV/m	dB	dBuV	dB/m	dB	dB	dB	dB	cm	deg	Remark																																																																																				
1	2483.56	54.68	74.00	-19.32	45.86	32.52	7.26	36.96	6.00	313	105	PEAK																																																																																				
Limit	Read	Ant	Cable	Preamp	Aux	APos	TPos																																																																																									
Freq	Level	Line	Margin	Level	Factor	Loss	Factor	Factor	Factor	cm	deg	Remark																																																																																				
MHz	dBuV/m	dBuV/m	dB	dBuV	dB/m	dB	dB	dB	dB	cm	deg	Remark																																																																																				
1	2480.00	101.88	-----	-----	93.09	32.50	7.25	36.96	6.00	313	105	PEAK																																																																																				
Avg	<table border="1"> <thead> <tr> <th>Limit</th> <th>Read</th> <th>Ant</th> <th>Cable</th> <th>Preamp</th> <th>Aux</th> <th>APos</th> <th>TPos</th> </tr> <tr> <th>Freq</th> <th>Level</th> <th>Line</th> <th>Margin</th> <th>Level</th> <th>Factor</th> <th>Loss</th> <th>Factor</th> <th>Factor</th> <th>Factor</th> <th>cm</th> <th>deg</th> <th>Remark</th> </tr> <tr> <th>MHz</th> <th>dBuV/m</th> <th>dBuV/m</th> <th>dB</th> <th>dBuV</th> <th>dB/m</th> <th>dB</th> <th>dB</th> <th>dB</th> <th>dB</th> <th>cm</th> <th>deg</th> <th>Remark</th> </tr> </thead> <tbody> <tr> <td>1</td> <td>2483.50</td> <td>43.64</td> <td>54.00</td> <td>-10.36</td> <td>34.82</td> <td>32.52</td> <td>7.26</td> <td>36.96</td> <td>6.00</td> <td>313</td> <td>105</td> <td>AVERAGE</td> </tr> </tbody> </table>	Limit	Read	Ant	Cable	Preamp	Aux	APos	TPos	Freq	Level	Line	Margin	Level	Factor	Loss	Factor	Factor	Factor	cm	deg	Remark	MHz	dBuV/m	dBuV/m	dB	dBuV	dB/m	dB	dB	dB	dB	cm	deg	Remark	1	2483.50	43.64	54.00	-10.36	34.82	32.52	7.26	36.96	6.00	313	105	AVERAGE	<table border="1"> <thead> <tr> <th>Limit</th> <th>Read</th> <th>Ant</th> <th>Cable</th> <th>Preamp</th> <th>Aux</th> <th>APos</th> <th>TPos</th> </tr> <tr> <th>Freq</th> <th>Level</th> <th>Line</th> <th>Margin</th> <th>Level</th> <th>Factor</th> <th>Loss</th> <th>Factor</th> <th>Factor</th> <th>Factor</th> <th>cm</th> <th>deg</th> <th>Remark</th> </tr> <tr> <th>MHz</th> <th>dBuV/m</th> <th>dBuV/m</th> <th>dB</th> <th>dBuV</th> <th>dB/m</th> <th>dB</th> <th>dB</th> <th>dB</th> <th>dB</th> <th>cm</th> <th>deg</th> <th>Remark</th> </tr> </thead> <tbody> <tr> <td>1</td> <td>2480.00</td> <td>99.32</td> <td>-----</td> <td>-----</td> <td>90.53</td> <td>32.50</td> <td>7.25</td> <td>36.96</td> <td>6.00</td> <td>313</td> <td>105</td> <td>AVERAGE</td> </tr> </tbody> </table>	Limit	Read	Ant	Cable	Preamp	Aux	APos	TPos	Freq	Level	Line	Margin	Level	Factor	Loss	Factor	Factor	Factor	cm	deg	Remark	MHz	dBuV/m	dBuV/m	dB	dBuV	dB/m	dB	dB	dB	dB	cm	deg	Remark	1	2480.00	99.32	-----	-----	90.53	32.50	7.25	36.96	6.00	313	105	AVERAGE
Limit	Read	Ant	Cable	Preamp	Aux	APos	TPos																																																																																									
Freq	Level	Line	Margin	Level	Factor	Loss	Factor	Factor	Factor	cm	deg	Remark																																																																																				
MHz	dBuV/m	dBuV/m	dB	dBuV	dB/m	dB	dB	dB	dB	cm	deg	Remark																																																																																				
1	2483.50	43.64	54.00	-10.36	34.82	32.52	7.26	36.96	6.00	313	105	AVERAGE																																																																																				
Limit	Read	Ant	Cable	Preamp	Aux	APos	TPos																																																																																									
Freq	Level	Line	Margin	Level	Factor	Loss	Factor	Factor	Factor	cm	deg	Remark																																																																																				
MHz	dBuV/m	dBuV/m	dB	dBuV	dB/m	dB	dB	dB	dB	cm	deg	Remark																																																																																				
1	2480.00	99.32	-----	-----	90.53	32.50	7.25	36.96	6.00	313	105	AVERAGE																																																																																				



Mode	8																																																																																																													
	Harmonic																																																																																																													
	2400-2483.5_Bluetooth-LE_CH39_2480MHz																																																																																																													
ANT	1																																																																																																													
Pol.	Horizontal	Vertical																																																																																																												
Peak Avg	 <table border="1"> <thead> <tr> <th>Limit</th> <th>Read</th> <th>Ant</th> <th>Cable</th> <th>Preamp</th> <th>Aux</th> <th>APos</th> <th>TPos</th> <th>Remark</th> </tr> <tr> <th>Freq</th> <th>Level</th> <th>Line Margin</th> <th>Level Factor</th> <th>Loss Factor</th> <th>Factor</th> <th></th> <th></th> <th></th> </tr> <tr> <th>MHz</th> <th>dBuV/m</th> <th>dBuV/m</th> <th>dB</th> <th>dBuV</th> <th>dB/m</th> <th>dB</th> <th>dB</th> <th>cm</th> <th>deg</th> </tr> </thead> <tbody> <tr> <td>1</td> <td>4960.00</td> <td>41.84</td> <td>74.00</td> <td>-32.16</td> <td>62.73</td> <td>34.02</td> <td>10.40</td> <td>65.31</td> <td>0.00</td> <td>---</td> <td>---</td> <td>PEAK</td> </tr> <tr> <td>2</td> <td>7440.00</td> <td>41.21</td> <td>74.00</td> <td>-32.79</td> <td>59.50</td> <td>35.74</td> <td>12.78</td> <td>66.81</td> <td>0.00</td> <td>---</td> <td>---</td> <td>PEAK</td> </tr> </tbody> </table>	Limit	Read	Ant	Cable	Preamp	Aux	APos	TPos	Remark	Freq	Level	Line Margin	Level Factor	Loss Factor	Factor				MHz	dBuV/m	dBuV/m	dB	dBuV	dB/m	dB	dB	cm	deg	1	4960.00	41.84	74.00	-32.16	62.73	34.02	10.40	65.31	0.00	---	---	PEAK	2	7440.00	41.21	74.00	-32.79	59.50	35.74	12.78	66.81	0.00	---	---	PEAK	 <table border="1"> <thead> <tr> <th>Limit</th> <th>Read</th> <th>Ant</th> <th>Cable</th> <th>Preamp</th> <th>Aux</th> <th>APos</th> <th>TPos</th> <th>Remark</th> </tr> <tr> <th>Freq</th> <th>Level</th> <th>Line Margin</th> <th>Level Factor</th> <th>Loss Factor</th> <th>Factor</th> <th></th> <th></th> <th></th> </tr> <tr> <th>MHz</th> <th>dBuV/m</th> <th>dBuV/m</th> <th>dB</th> <th>dBuV</th> <th>dB/m</th> <th>dB</th> <th>dB</th> <th>cm</th> <th>deg</th> </tr> </thead> <tbody> <tr> <td>1</td> <td>4960.00</td> <td>39.70</td> <td>74.00</td> <td>-34.30</td> <td>60.59</td> <td>34.02</td> <td>10.40</td> <td>65.31</td> <td>0.00</td> <td>---</td> <td>---</td> <td>PEAK</td> </tr> <tr> <td>2</td> <td>7440.00</td> <td>41.81</td> <td>74.00</td> <td>-32.19</td> <td>60.10</td> <td>35.74</td> <td>12.78</td> <td>66.81</td> <td>0.00</td> <td>---</td> <td>---</td> <td>PEAK</td> </tr> </tbody> </table>	Limit	Read	Ant	Cable	Preamp	Aux	APos	TPos	Remark	Freq	Level	Line Margin	Level Factor	Loss Factor	Factor				MHz	dBuV/m	dBuV/m	dB	dBuV	dB/m	dB	dB	cm	deg	1	4960.00	39.70	74.00	-34.30	60.59	34.02	10.40	65.31	0.00	---	---	PEAK	2	7440.00	41.81	74.00	-32.19	60.10	35.74	12.78	66.81	0.00	---	---	PEAK
Limit	Read	Ant	Cable	Preamp	Aux	APos	TPos	Remark																																																																																																						
Freq	Level	Line Margin	Level Factor	Loss Factor	Factor																																																																																																									
MHz	dBuV/m	dBuV/m	dB	dBuV	dB/m	dB	dB	cm	deg																																																																																																					
1	4960.00	41.84	74.00	-32.16	62.73	34.02	10.40	65.31	0.00	---	---	PEAK																																																																																																		
2	7440.00	41.21	74.00	-32.79	59.50	35.74	12.78	66.81	0.00	---	---	PEAK																																																																																																		
Limit	Read	Ant	Cable	Preamp	Aux	APos	TPos	Remark																																																																																																						
Freq	Level	Line Margin	Level Factor	Loss Factor	Factor																																																																																																									
MHz	dBuV/m	dBuV/m	dB	dBuV	dB/m	dB	dB	cm	deg																																																																																																					
1	4960.00	39.70	74.00	-34.30	60.59	34.02	10.40	65.31	0.00	---	---	PEAK																																																																																																		
2	7440.00	41.81	74.00	-32.19	60.10	35.74	12.78	66.81	0.00	---	---	PEAK																																																																																																		



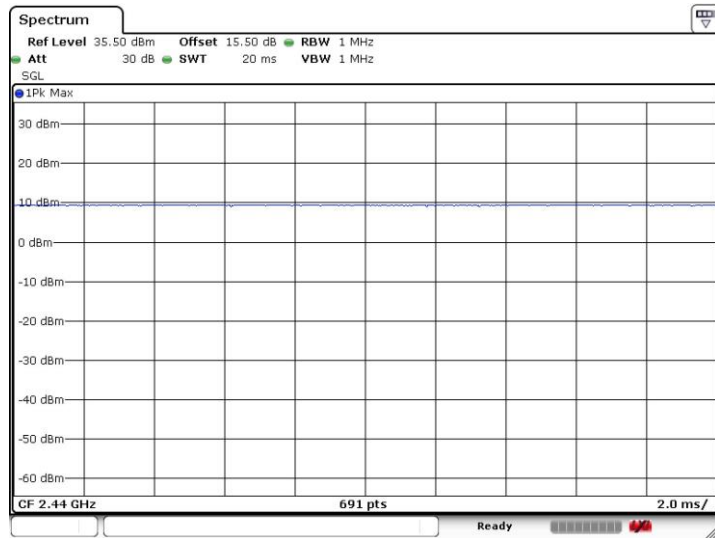
Mode	9																																																																																																																																																																																																																
	LF																																																																																																																																																																																																																
	2400-2483.5_Bluetooth-LE_CH38_2478MHz																																																																																																																																																																																																																
ANT	1																																																																																																																																																																																																																
Pol.	Horizontal	Vertical																																																																																																																																																																																																															
Peak QP																																																																																																																																																																																																																	
	<table border="1"> <thead> <tr> <th>Peak</th> <th>Freq</th> <th>Level</th> <th>Over Limit</th> <th>Limit Line</th> <th>ReadAntenna Level</th> <th>Antenna Factor</th> <th>Cable Loss</th> <th>Preamp Loss</th> <th>A/Pos</th> <th>T/Pos</th> <th>Remark</th> <th>Pol/Phas</th> </tr> <tr> <th></th> <th>MHz</th> <th>dBuV/m</th> <th>dB</th> <th>dBuV/m</th> <th>dBuV</th> <th>dB/m</th> <th>dB</th> <th>dB</th> <th>cm</th> <th>deg</th> <th></th> <th></th> </tr> </thead> <tbody> <tr><td>1</td><td>38.97</td><td>21.10</td><td>-18.90</td><td>40.00</td><td>11.08</td><td>42.28</td><td>0.73</td><td>32.99</td><td>---</td><td>---</td><td>Peak</td><td>HORIZONTAL</td></tr> <tr><td>2</td><td>108.57</td><td>29.77</td><td>-13.73</td><td>43.50</td><td>33.16</td><td>27.90</td><td>1.57</td><td>32.86</td><td>---</td><td>---</td><td>Peak</td><td>HORIZONTAL</td></tr> <tr><td>3</td><td>167.74</td><td>19.24</td><td>-24.26</td><td>43.50</td><td>24.67</td><td>25.44</td><td>1.96</td><td>32.83</td><td>---</td><td>---</td><td>Peak</td><td>HORIZONTAL</td></tr> <tr><td>4</td><td>299.66</td><td>26.52</td><td>-19.48</td><td>46.00</td><td>28.76</td><td>27.94</td><td>2.64</td><td>32.82</td><td>---</td><td>---</td><td>Peak</td><td>HORIZONTAL</td></tr> <tr><td>5</td><td>481.05</td><td>24.36</td><td>-21.64</td><td>46.00</td><td>21.29</td><td>32.69</td><td>3.35</td><td>32.97</td><td>---</td><td>---</td><td>Peak</td><td>HORIZONTAL</td></tr> <tr><td>6</td><td>743.92</td><td>28.81</td><td>-17.19</td><td>46.00</td><td>21.82</td><td>35.64</td><td>4.17</td><td>32.82</td><td>---</td><td>---</td><td>Peak</td><td>HORIZONTAL</td></tr> </tbody> </table>	Peak	Freq	Level	Over Limit	Limit Line	ReadAntenna Level	Antenna Factor	Cable Loss	Preamp Loss	A/Pos	T/Pos	Remark	Pol/Phas		MHz	dBuV/m	dB	dBuV/m	dBuV	dB/m	dB	dB	cm	deg			1	38.97	21.10	-18.90	40.00	11.08	42.28	0.73	32.99	---	---	Peak	HORIZONTAL	2	108.57	29.77	-13.73	43.50	33.16	27.90	1.57	32.86	---	---	Peak	HORIZONTAL	3	167.74	19.24	-24.26	43.50	24.67	25.44	1.96	32.83	---	---	Peak	HORIZONTAL	4	299.66	26.52	-19.48	46.00	28.76	27.94	2.64	32.82	---	---	Peak	HORIZONTAL	5	481.05	24.36	-21.64	46.00	21.29	32.69	3.35	32.97	---	---	Peak	HORIZONTAL	6	743.92	28.81	-17.19	46.00	21.82	35.64	4.17	32.82	---	---	Peak	HORIZONTAL	<table border="1"> <thead> <tr> <th>Peak</th> <th>Freq</th> <th>Level</th> <th>Over Limit</th> <th>Limit Line</th> <th>ReadAntenna Level</th> <th>Antenna Factor</th> <th>Cable Loss</th> <th>Preamp Loss</th> <th>A/Pos</th> <th>T/Pos</th> <th>Remark</th> <th>Pol/Phas</th> </tr> <tr> <th></th> <th>MHz</th> <th>dBuV/m</th> <th>dB</th> <th>dBuV/m</th> <th>dBuV</th> <th>dB/m</th> <th>dB</th> <th>dB</th> <th>cm</th> <th>deg</th> <th></th> <th></th> </tr> </thead> <tbody> <tr><td>1</td><td>48.43</td><td>21.50</td><td>-18.50</td><td>40.00</td><td>32.25</td><td>21.15</td><td>1.03</td><td>32.93</td><td>---</td><td>---</td><td>Peak</td><td>VERTICAL</td></tr> <tr><td>2</td><td>120.21</td><td>19.51</td><td>-23.99</td><td>43.50</td><td>22.29</td><td>28.42</td><td>1.65</td><td>32.85</td><td>---</td><td>---</td><td>Peak</td><td>VERTICAL</td></tr> <tr><td>3</td><td>298.69</td><td>19.97</td><td>-26.03</td><td>46.00</td><td>18.86</td><td>31.29</td><td>2.64</td><td>32.82</td><td>---</td><td>---</td><td>Peak</td><td>VERTICAL</td></tr> <tr><td>4</td><td>500.45</td><td>25.18</td><td>-20.82</td><td>46.00</td><td>21.22</td><td>33.46</td><td>3.42</td><td>32.92</td><td>---</td><td>---</td><td>Peak</td><td>VERTICAL</td></tr> <tr><td>5</td><td>633.34</td><td>26.19</td><td>-19.81</td><td>46.00</td><td>18.10</td><td>37.24</td><td>3.84</td><td>32.99</td><td>---</td><td>---</td><td>Peak</td><td>VERTICAL</td></tr> <tr><td>6</td><td>831.22</td><td>27.10</td><td>-18.90</td><td>46.00</td><td>17.29</td><td>37.92</td><td>4.48</td><td>32.51</td><td>---</td><td>---</td><td>Peak</td><td>VERTICAL</td></tr> </tbody> </table>	Peak	Freq	Level	Over Limit	Limit Line	ReadAntenna Level	Antenna Factor	Cable Loss	Preamp Loss	A/Pos	T/Pos	Remark	Pol/Phas		MHz	dBuV/m	dB	dBuV/m	dBuV	dB/m	dB	dB	cm	deg			1	48.43	21.50	-18.50	40.00	32.25	21.15	1.03	32.93	---	---	Peak	VERTICAL	2	120.21	19.51	-23.99	43.50	22.29	28.42	1.65	32.85	---	---	Peak	VERTICAL	3	298.69	19.97	-26.03	46.00	18.86	31.29	2.64	32.82	---	---	Peak	VERTICAL	4	500.45	25.18	-20.82	46.00	21.22	33.46	3.42	32.92	---	---	Peak	VERTICAL	5	633.34	26.19	-19.81	46.00	18.10	37.24	3.84	32.99	---	---	Peak	VERTICAL	6	831.22	27.10	-18.90	46.00	17.29	37.92	4.48	32.51	---	---	Peak
Peak	Freq	Level	Over Limit	Limit Line	ReadAntenna Level	Antenna Factor	Cable Loss	Preamp Loss	A/Pos	T/Pos	Remark	Pol/Phas																																																																																																																																																																																																					
	MHz	dBuV/m	dB	dBuV/m	dBuV	dB/m	dB	dB	cm	deg																																																																																																																																																																																																							
1	38.97	21.10	-18.90	40.00	11.08	42.28	0.73	32.99	---	---	Peak	HORIZONTAL																																																																																																																																																																																																					
2	108.57	29.77	-13.73	43.50	33.16	27.90	1.57	32.86	---	---	Peak	HORIZONTAL																																																																																																																																																																																																					
3	167.74	19.24	-24.26	43.50	24.67	25.44	1.96	32.83	---	---	Peak	HORIZONTAL																																																																																																																																																																																																					
4	299.66	26.52	-19.48	46.00	28.76	27.94	2.64	32.82	---	---	Peak	HORIZONTAL																																																																																																																																																																																																					
5	481.05	24.36	-21.64	46.00	21.29	32.69	3.35	32.97	---	---	Peak	HORIZONTAL																																																																																																																																																																																																					
6	743.92	28.81	-17.19	46.00	21.82	35.64	4.17	32.82	---	---	Peak	HORIZONTAL																																																																																																																																																																																																					
Peak	Freq	Level	Over Limit	Limit Line	ReadAntenna Level	Antenna Factor	Cable Loss	Preamp Loss	A/Pos	T/Pos	Remark	Pol/Phas																																																																																																																																																																																																					
	MHz	dBuV/m	dB	dBuV/m	dBuV	dB/m	dB	dB	cm	deg																																																																																																																																																																																																							
1	48.43	21.50	-18.50	40.00	32.25	21.15	1.03	32.93	---	---	Peak	VERTICAL																																																																																																																																																																																																					
2	120.21	19.51	-23.99	43.50	22.29	28.42	1.65	32.85	---	---	Peak	VERTICAL																																																																																																																																																																																																					
3	298.69	19.97	-26.03	46.00	18.86	31.29	2.64	32.82	---	---	Peak	VERTICAL																																																																																																																																																																																																					
4	500.45	25.18	-20.82	46.00	21.22	33.46	3.42	32.92	---	---	Peak	VERTICAL																																																																																																																																																																																																					
5	633.34	26.19	-19.81	46.00	18.10	37.24	3.84	32.99	---	---	Peak	VERTICAL																																																																																																																																																																																																					
6	831.22	27.10	-18.90	46.00	17.29	37.92	4.48	32.51	---	---	Peak	VERTICAL																																																																																																																																																																																																					



### Appendix D. Duty Cycle Plots

Band	Duty Cycle(%)	T(ms)	1/T(kHz)	VBW Setting
Bluetooth LE 1Mbps	100	-	-	10Hz
Bluetooth LE 2Mbps	100	-	-	10Hz

#### Bluetooth LE 1Mbps



#### Bluetooth LE 2Mbps

