



# FCC RF Test Report

**APPLICANT** : Espressif Systems (Shanghai) Co.,Ltd.  
**EQUIPMENT** : 2.4GHz Wi-Fi & BT IoT Module  
**BRAND NAME** : ESPRESSIF  
**MODEL NAME** : ESP8684-MINI-1U  
**FCC ID** : 2AC7Z-ESP8684M1U  
**STANDARD** : FCC Part 15 Subpart C §15.247  
**CLASSIFICATION** : (DTS) Digital Transmission System  
**TEST DATE(S)** : Jul. 11, 2023 ~ Aug. 04, 2023

We, Sporton International Inc. (Kunshan), would like to declare that the tested sample has been evaluated in accordance with the test procedures and has been in compliance with the applicable technical standards.

The test results in this report apply exclusively to the tested model / sample. Without written approval of Sporton International Inc. (Kunshan), the test report shall not be reproduced except in full.

Jason Jia



Approved by: Jason Jia

**Sporton International Inc. (Kunshan)**

**No. 1098, Pengxi North Road, Kunshan Economic Development Zone Jiangsu Province 215300  
People's Republic of China**



# TABLE OF CONTENTS

**REVISION HISTORY..... 3**

**SUMMARY OF TEST RESULT ..... 4**

**1 GENERAL DESCRIPTION ..... 5**

    1.1 Applicant ..... 5

    1.2 Manufacturer ..... 5

    1.3 Product Feature of Equipment Under Test..... 5

    1.4 Product Specification of Equipment Under Test..... 5

    1.5 Modification of EUT ..... 5

    1.6 Testing Location ..... 6

    1.7 Test Software..... 6

    1.8 Applicable Standards..... 6

**2 TEST CONFIGURATION OF EQUIPMENT UNDER TEST ..... 7**

    2.1 Carrier Frequency and Channel ..... 7

    2.2 Test Mode..... 7

    2.3 Connection Diagram of Test System ..... 8

    2.4 Support Unit used in test configuration and system ..... 9

    2.5 EUT Operation Test Setup ..... 9

    2.6 Measurement Results Explanation Example..... 9

**3 TEST RESULT ..... 10**

    3.1 6dB and 99% Bandwidth Measurement ..... 10

    3.2 Output Power Measurement..... 12

    3.3 Power Spectral Density Measurement ..... 13

    3.4 Conducted Band Edges and Spurious Emission Measurement ..... 15

    3.5 Radiated Band Edges and Spurious Emission Measurement ..... 29

    3.6 AC Conducted Emission Measurement..... 33

    3.7 Antenna Requirements ..... 35

**4 LIST OF MEASURING EQUIPMENT ..... 36**

**5 MEASUREMENT UNCERTAINTY ..... 37**

**APPENDIX A. CONDUCTED TEST RESULTS**

**APPENDIX B. AC CONDUCTED EMISSION TEST RESULT**

**APPENDIX C. RADIATED SPURIOUS EMISSION**

**APPENDIX D. DUTY CYCLE PLOTS**

**APPENDIX E. SETUP PHOTOGRAPHS**



### REVISION HISTORY

REPORT NO.	VERSION	DESCRIPTION	ISSUED DATE
FR361935B	Rev. 01	Initial issue of report	Aug. 31, 2023



### SUMMARY OF TEST RESULT

Report Section	FCC Rule	Description	Limit	Result	Remark
3.1	15.247(a)(2)	6dB Bandwidth	≥ 0.5MHz	Pass	-
3.1	-	99% Bandwidth	-	Report Only	-
3.2	15.247(b)	Power Output Measurement	≤ 30dBm	Pass	-
3.3	15.247(e)	Power Spectral Density	≤ 8dBm/3kHz	Pass	-
3.4	15.247(d)	Conducted Band Edges	≤ 20dBc	Pass	-
		Conducted Spurious Emission		Pass	-
3.5	15.247(d)	Radiated Band Edges and Radiated Spurious Emission	15.209(a) & 15.247(d)	Pass	Under limit 1.32 dB at 2389.95 MHz
3.6	15.207	AC Conducted Emission	15.207(a)	Pass	Under limit 10.25 dB at 0.552 MHz
3.7	15.203 & 15.247(b)	Antenna Requirement	15.203 & 15.247(b)	Pass	-

**Conformity Assessment Condition:**

- The test results (PASS/FAIL) with all measurement uncertainty excluded are presented against the regulation limits or in accordance with the requirements stipulated by the applicant/manufacturer who shall bear all the risks of non-compliance that may potentially occur if measurement uncertainty is taken into account.
- The measurement uncertainty please refer to each test result in the section "Measurement Uncertainty"

**Disclaimer:**

The product specifications of the EUT presented in the test report that may affect the test assessments are declared by the manufacturer who shall take full responsibility for the authenticity.



# 1 General Description

## 1.1 Applicant

**Espressif Systems (Shanghai) Co.,Ltd.**

Suite 204, Block 2, 690 Bibo Road, Zhang Jiang Hi-Tech Park, Shanghai, China

## 1.2 Manufacturer

**Espressif Systems (Shanghai) Co.,Ltd.**

Suite 204, Block 2, 690 Bibo Road, Zhang Jiang Hi-Tech Park, Shanghai, China

## 1.3 Product Feature of Equipment Under Test

Product Feature	
Equipment	2.4GHz Wi-Fi & BT IoT Module
Brand Name	ESPRESSIF
Model Name	ESP8684-MINI-1U
FCC ID	2AC7Z-ESP8684M1U
SN	Conducted: 80646F41C2B4 Conduction: 80646F41C2B8 Radiation: 80646F41C2BC
HW Version	V1.0
SW Version	v1.1.3.4
EUT Stage	Identical Prototype

**Remark:** The above EUT's information was declared by manufacturer. Please refer to the specifications or user's manual for more detailed description.

## 1.4 Product Specification of Equipment Under Test

Standards-related Product Specification	
Tx/Rx Channel Frequency Range	2412 MHz ~ 2462 MHz
Maximum (Peak) Output Power to antenna	802.11b : 22.30 dBm (0.1698 W) 802.11g : 27.66 dBm (0.5834 W) 802.11n HT20 : 27.51 dBm (0.5636 W)
99% Occupied Bandwidth	802.11b : 12.89MHz 802.11g : 16.88MHz 802.11n HT20 : 17.33MHz
Antenna Type / Gain	sleeve monopole antenna with gain 2.33 dBi
Type of Modulation	802.11b : DSSS (DBPSK / DQPSK / CCK) 802.11g/n : OFDM (BPSK / QPSK / 16QAM / 64QAM)

## 1.5 Modification of EUT

No modifications are made to the EUT during all test items.



### 1.6 Testing Location

Sporton International Inc. (Kunshan) is accredited to ISO/IEC 17025:2017 by American Association for Laboratory Accreditation with Certificate Number 5145.02.

<b>Test Firm</b>	Sporton International Inc. (Kunshan)		
<b>Test Site Location</b>	No. 1098, Pengxi North Road, Kunshan Economic Development Zone Jiangsu Province 215300 People’s Republic of China TEL : +86-512-57900158		
<b>Test Site No.</b>	<b>Sporton Site No.</b>	<b>FCC Designation No.</b>	<b>FCC Test Firm Registration No.</b>
	CO01-KS 03CH05-KS TH01-KS	CN1257	314309

### 1.7 Test Software

Item	Site	Manufacturer	Name	Version
1.	TH01-KS	SPORTON	FCC 15C-15E Test Tools Ver10.0_210607	10.0
2.	03CH05-KS	AUDIX	E3	210616
3.	CO01-KS	AUDIX	E3	6.2009-8-24

### 1.8 Applicable Standards

According to the specifications of the manufacturer, the EUT must comply with the requirements of the following standards:

- 47 CFR Part 15 Subpart C §15.247
- FCC KDB 558074 D01 15.247 Meas Guidance v05r02
- ANSI C63.10-2013

**Remark:** All test items were verified and recorded according to the standards and without any deviation during the test.



## 2 Test Configuration of Equipment Under Test

- a. The EUT has been associated with peripherals and configuration operated in a manner tended to maximize its emission characteristics in a typical application. Frequency range investigated: conduction emission (150 kHz to 30 MHz), radiation emission (9 kHz to the 10th harmonic of the highest fundamental frequency or to 40 GHz, whichever is lower). For radiated measurement, pre-scanned in three orthogonal panels, X, Y, Z. The worst cases (X plane) were recorded in this report.
- b. AC power line Conducted Emission was tested under maximum output power.

### 2.1 Carrier Frequency and Channel

Frequency Band	Channel	Freq. (MHz)	Channel	Freq. (MHz)
2400-2483.5 MHz	1	2412	7	2442
	2	2417	8	2447
	3	2422	9	2452
	4	2427	10	2457
	5	2432	11	2462
	6	2437		

### 2.2 Test Mode

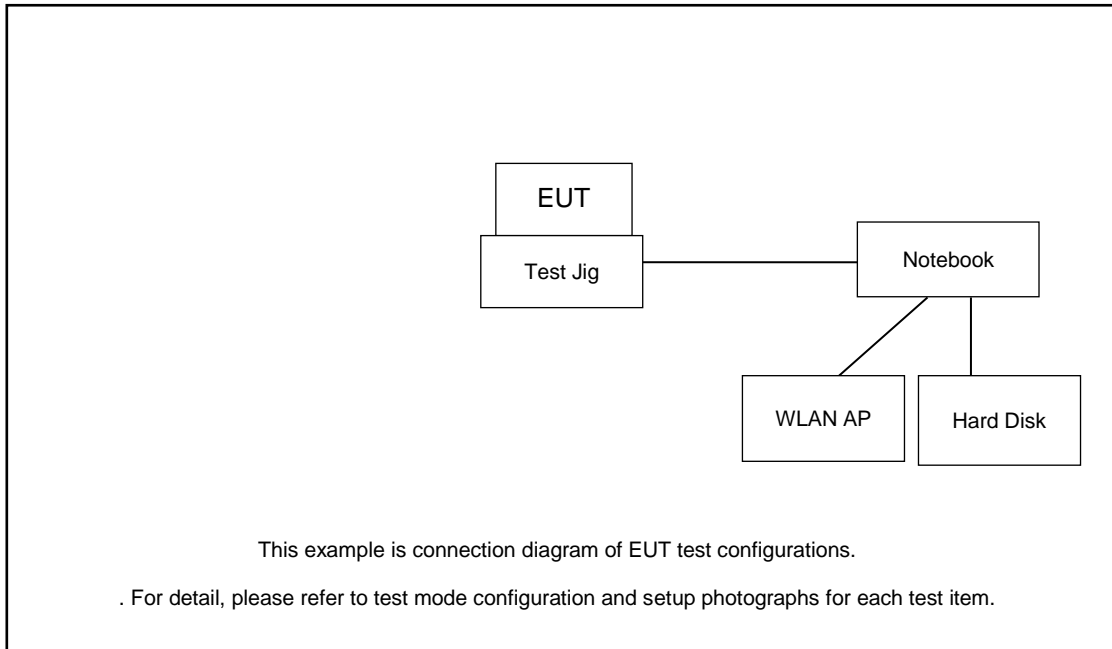
Final test modes are considering the modulation and worse data rates as below table.

Modulation	Data Rate
802.11b	1 Mbps
802.11g	6 Mbps
802.11n HT20	MCS0

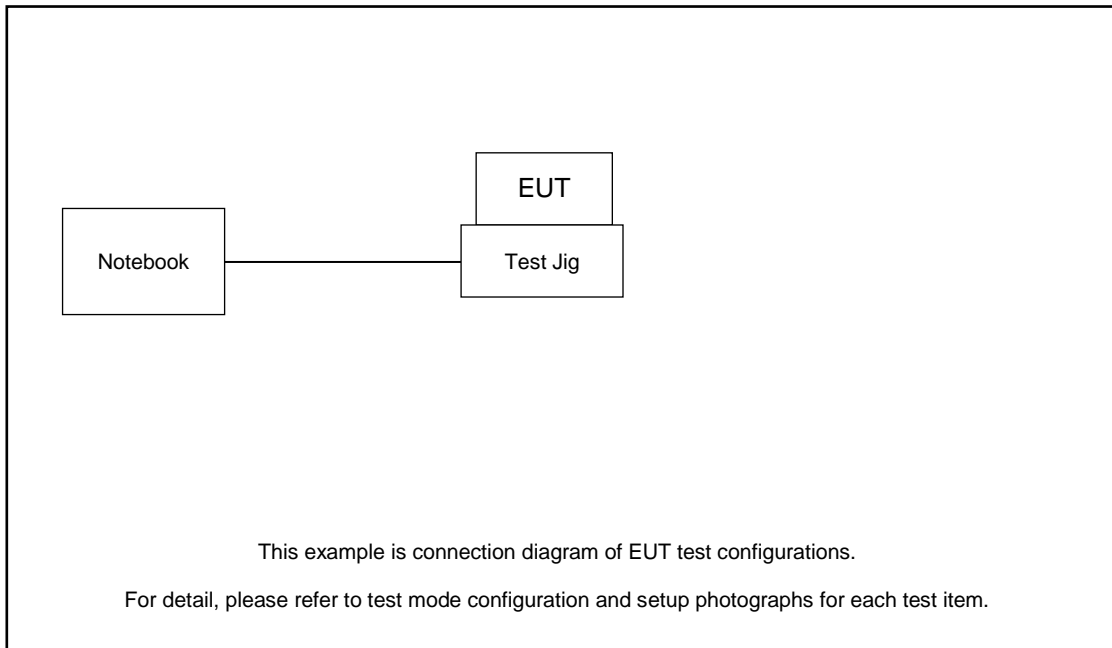
Test Cases	
AC Conducted Emission	Mode 1 :WLAN TX(2.4G) + charging from test Jig

## 2.3 Connection Diagram of Test System

AC Conducted Emission:



Radiated Emission:





## 2.4 Support Unit used in test configuration and system

Item	Equipment	Trade Name	Model Name	FCC ID	Data Cable	Power Cord
1.	Notebook	Lenovo	G480	QDS-BRCM1050I	N/A	AC I/P: Unshielded, 1.8 m DC O/P: Shielded, 1.8 m
2.	WLAN AP	D-link	DIR-655	KA21R655B1	N/A	Unshielded, 1.8m
3.	Hard Disk	WD	C6B	N/A	N/A	N/A
4.	Antenna	N/A	N/A	N/A	N/A	N/A
5.	Test Jig	N/A	N/A	N/A	N/A	N/A

## 2.5 EUT Operation Test Setup

For WLAN RF test items, an engineering test program was provided and enabled to make EUT continuous transmit.

For AC power line conducted emissions, the EUT was set to connect with the WLAN AP under large package sizes transmission.

## 2.6 Measurement Results Explanation Example

**For all conducted test items:**

The offset level is set in the spectrum analyzer to compensate the RF cable loss and attenuator factor between EUT conducted output port and spectrum analyzer. With the offset compensation, the spectrum analyzer reading level is exactly the EUT RF output level.

Example:

The spectrum analyzer offset is derived from RF cable loss and attenuator factor.

*Offset = RF cable loss + attenuator factor.*

Following shows an offset computation example with cable loss 5.80 dB and 10dB attenuator.

$$\begin{aligned}
 \text{Offset}(dB) &= \text{RF cable loss}(dB) + \text{attenuator factor}(dB). \\
 &= 5.80 + 10 = 15.80 \text{ (dB)}
 \end{aligned}$$

### 3 Test Result

#### 3.1 6dB and 99% Bandwidth Measurement

##### 3.1.1 Limit of 6dB and 99% Bandwidth

The minimum 6 dB bandwidth shall be at least 500 kHz.

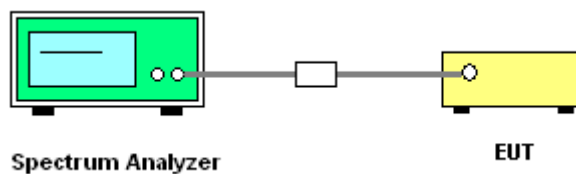
##### 3.1.2 Measuring Instruments

The measuring equipment is listed in the section 4 of this test report.

##### 3.1.3 Test Procedures

1. The testing follows ANSI C63.10-2013 clause 11.8
2. The RF output of EUT was connected to the spectrum analyzer by RF cable and attenuator. The path loss was compensated to the results for each measurement.
3. Set to the maximum power setting and enable the EUT transmit continuously.
4. Make the measurement with the spectrum analyzer's resolution bandwidth (RBW) = 100 kHz. Set the Video bandwidth (VBW) = 300 kHz. In order to make an accurate measurement. The 6 dB bandwidth must be greater than 500 kHz.
5. For 99% Bandwidth Measurement, the spectrum analyzer's resolution bandwidth (RBW) = 1%~5% of OBW and set the Video bandwidth (VBW) is set to 3 times of the RBW.
6. Measure and record the results in the test report.

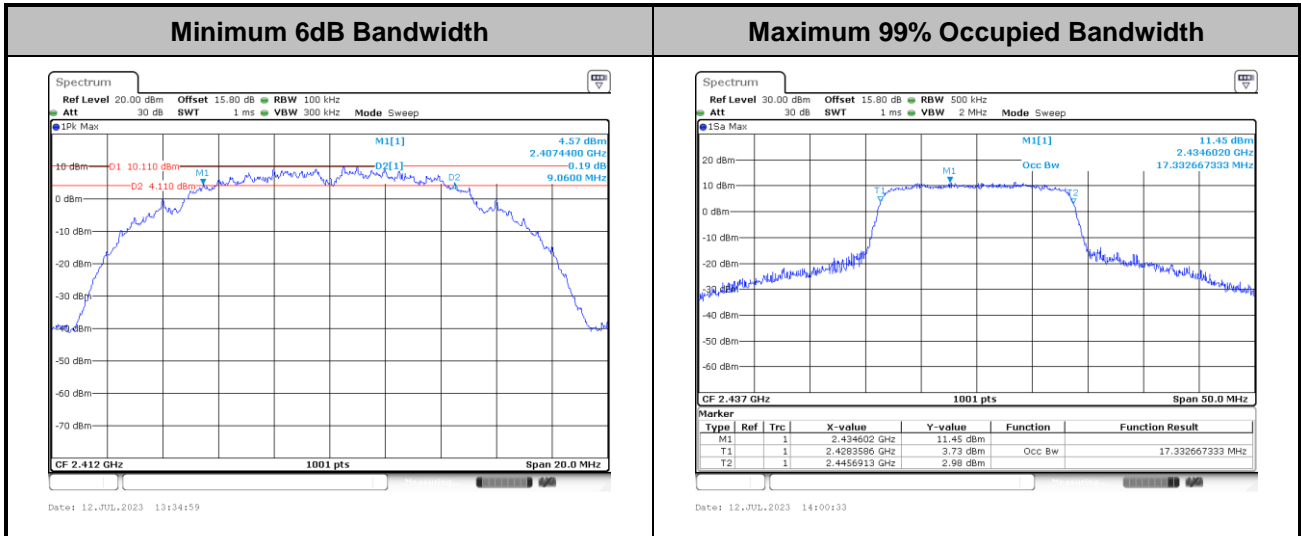
##### 3.1.4 Test Setup





### 3.1.5 Test Result of 6dB and 99% Occupied Bandwidth

Please refer to Appendix A.



Note : The occupied channel bandwidth is maintained within the band of operation for all of the modulations.

## 3.2 Output Power Measurement

### 3.2.1 Limit of Output Power

For systems using digital modulation in the 2400-2483.5MHz, the limit for peak output power is 30dBm. If transmitting antenna with directional gain greater than 6dBi is used, the peak output power from the intentional radiator shall be reduced below the above stated value by the amount in dB that the directional gain of the antenna exceeds 6 dBi. In case of point-to-point operation, the limit has to be reduced by 1dB for every 3dB that the directional gain of the antenna exceeds 6dBi.

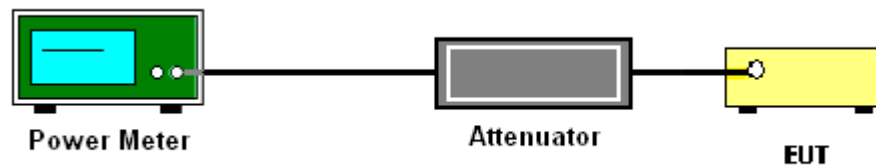
### 3.2.2 Measuring Instruments

The measuring equipment is listed in the section 4 of this test report.

### 3.2.3 Test Procedures

1. The testing follows the Measurement Procedure of ANSI C63.10-2013 clause 11.9.1.3 PKPM1 Peak power meter or ANSI C63.10-2013 clause 11.9.2.3.1 Method AVGPM method.
2. The RF output of EUT was connected to the power meter by RF cable and attenuator. The path loss was compensated to the results for each measurement.
3. Set to the maximum power setting and enable the EUT transmit continuously.
4. Measure the conducted output power and record the results in the test report.

### 3.2.4 Test Setup



### 3.2.5 Test Result of Peak Output Power

Please refer to Appendix A.

### 3.2.6 Test Result of Average Output Power (Reporting Only)

Please refer to Appendix A.



### 3.3 Power Spectral Density Measurement

#### 3.3.1 Limit of Power Spectral Density

The peak power spectral density shall not be greater than 8dBm in any 3kHz band at any time interval of continuous transmission.

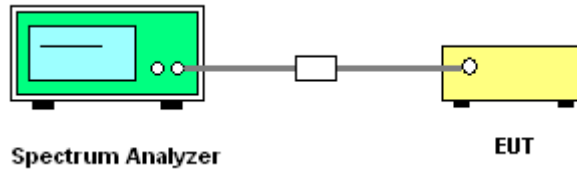
#### 3.3.2 Measuring Instruments

The measuring equipment is listed in the section 4 of this test report.

#### 3.3.3 Test Procedures

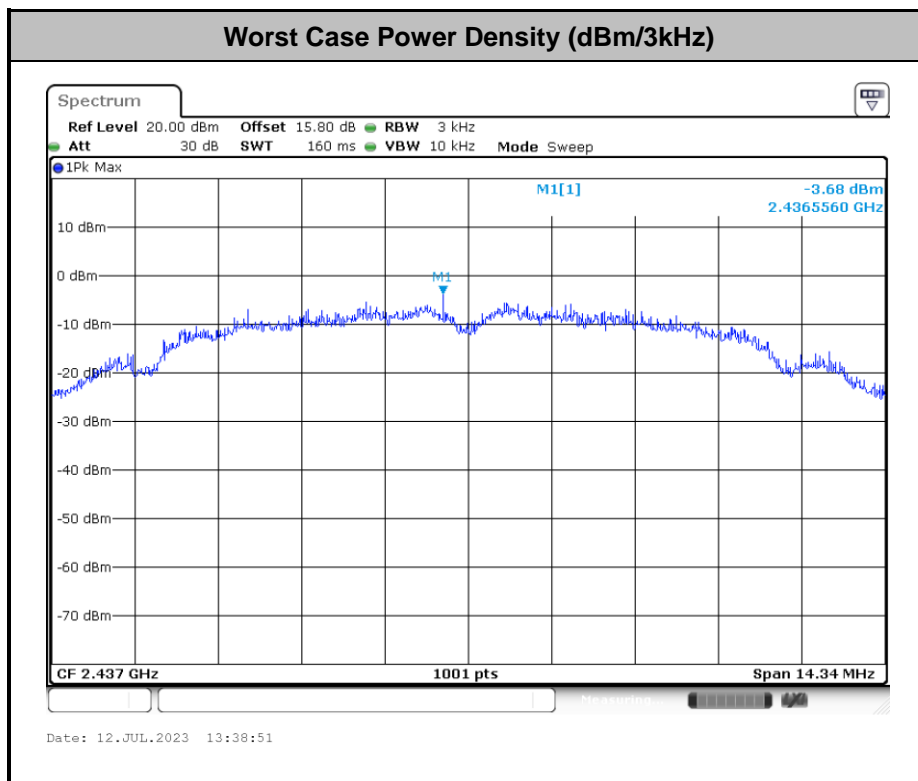
1. The testing follows Measurement Procedure of ANSI C63.10-2013 clause 11.10.2 Method PKPSD.
2. The RF output of EUT was connected to the spectrum analyzer by RF cable and attenuator. The path loss was compensated to the results for each measurement.
3. Set to the maximum power setting and enable the EUT transmit continuously.
4. Make the measurement with the spectrum analyzer's resolution bandwidth (RBW) = 3 kHz. Video bandwidth VBW = 10 kHz In order to make an accurate measurement, set the span to 1.5 times DTS Channel Bandwidth. (6dB BW)
5. Detector = peak, Sweep time = auto couple, Trace mode = max hold, Allow trace to fully stabilize. Use the peak marker function to determine the maximum power level.
6. Measure and record the results in the test report.

### 3.3.4 Test Setup



### 3.3.5 Test Result of Power Spectral Density

Please refer to Appendix A.



## 3.4 Conducted Band Edges and Spurious Emission Measurement

### 3.4.1 Limit of Conducted Band Edges and Spurious Emission Measurement

In any 100 kHz bandwidth outside of the authorized frequency band, the emissions which fall in the non-restricted bands shall be attenuated at least 20 dB / 30dB relative to the maximum PSD level in 100 kHz by RF conducted measurement.

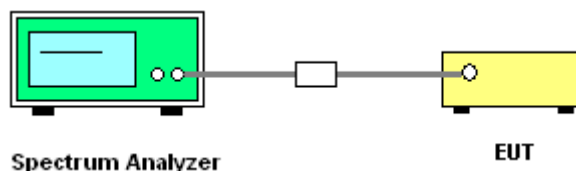
### 3.4.2 Measuring Instruments

The measuring equipment is listed in the section 4 of this test report.

### 3.4.3 Test Procedures

1. The testing follows ANSI C63.10-2013 clause 11.11
2. The RF output of EUT was connected to the spectrum analyzer by RF cable and attenuator. The path loss was compensated to the results for each measurement.
3. Set to the maximum power setting and enable the EUT transmit continuously.
4. Set RBW = 100 kHz, VBW=300 kHz, Peak Detector. Unwanted Emissions measured in any 100 kHz bandwidth outside of the authorized frequency band shall be attenuated by at least 20 dB relative to the maximum in-band peak PSD level in 100 kHz when maximum peak conducted output power procedure is used. If the transmitter complies with the conducted power limits based on the use of RMS averaging over a time interval, the attenuation required under this paragraph shall be 30 dB instead of 20 dB per 15.247(d).
5. Measure and record the results in the test report.
6. The RF fundamental frequency should be excluded against the limit line in the operating frequency band.

### 3.4.4 Test Setup

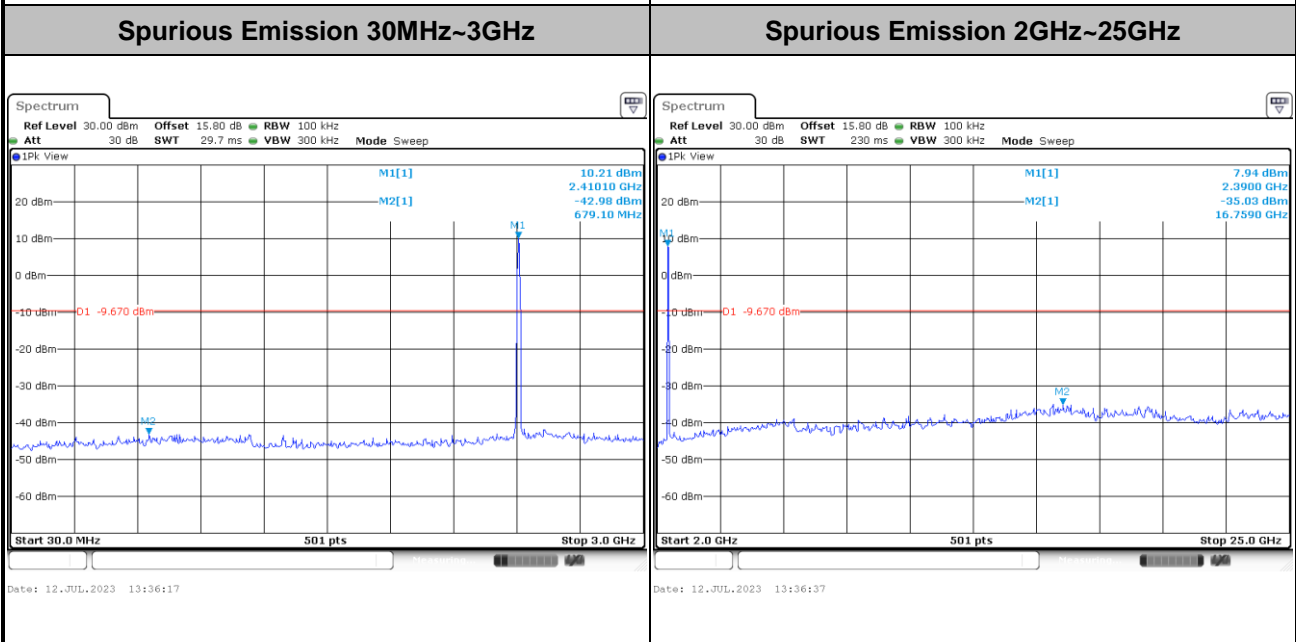
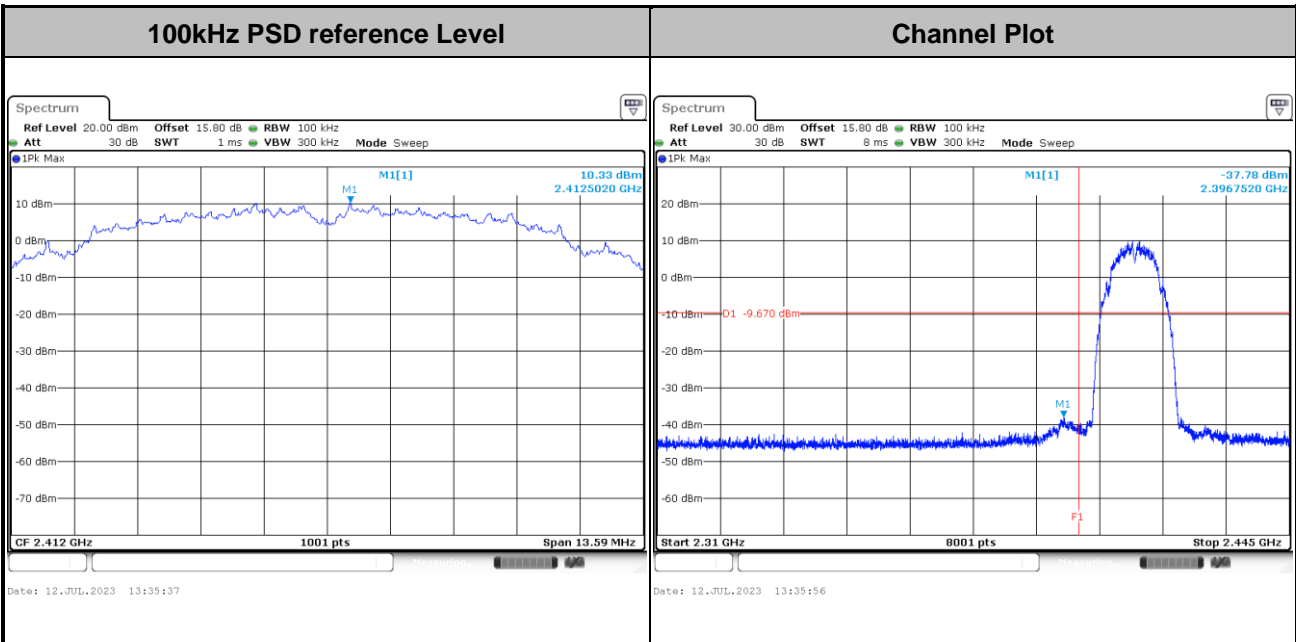




### 3.4.5 Test Result of Conducted Band Edges and Spurious Emission

Test Engineer : Smile Wang	Temperature :	23~25°C
	Relative Humidity :	41~42%

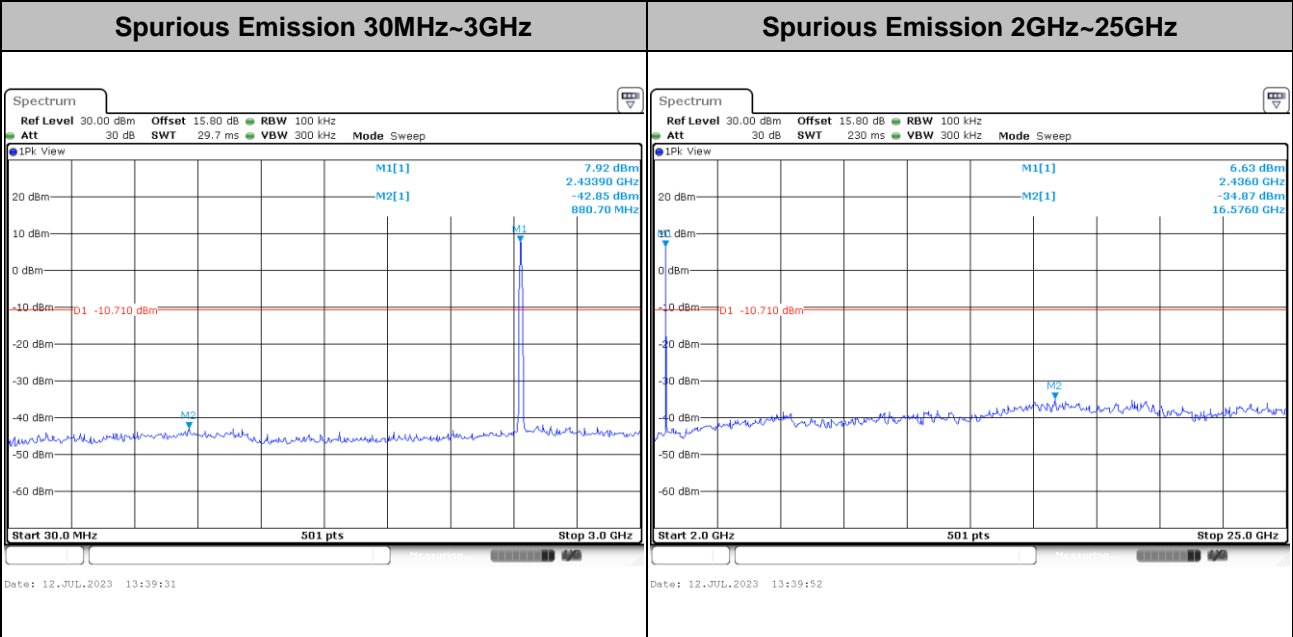
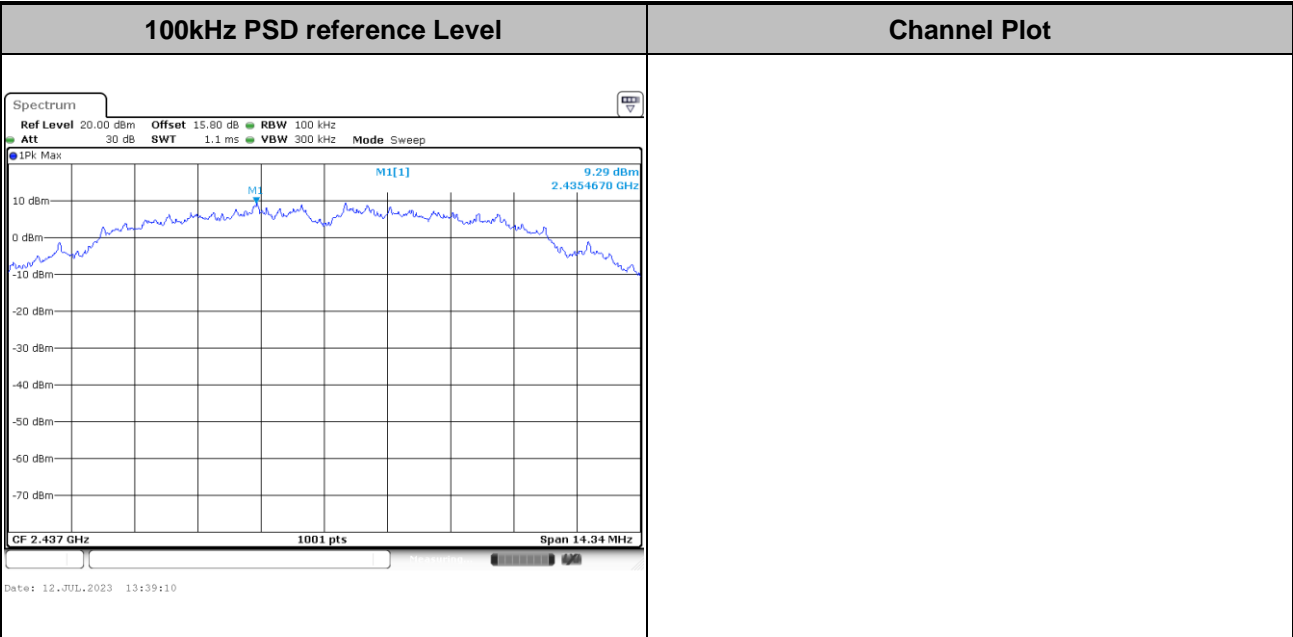
Test Mode :	802.11b	Test Channel :	01
-------------	---------	----------------	----





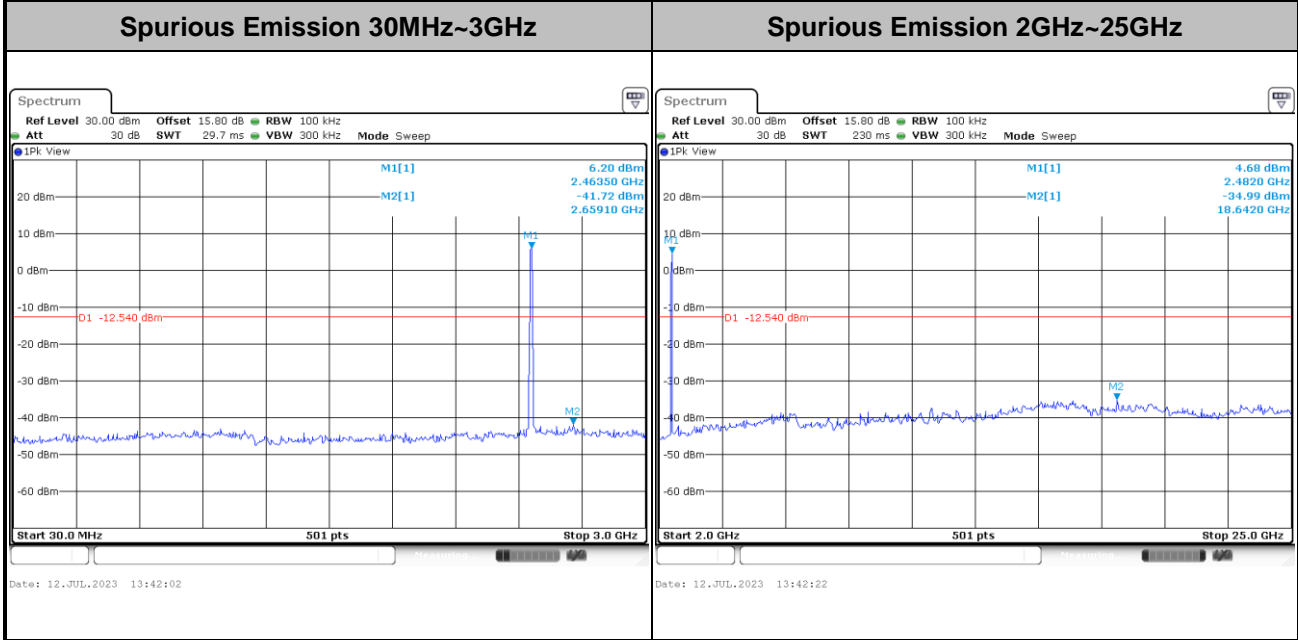
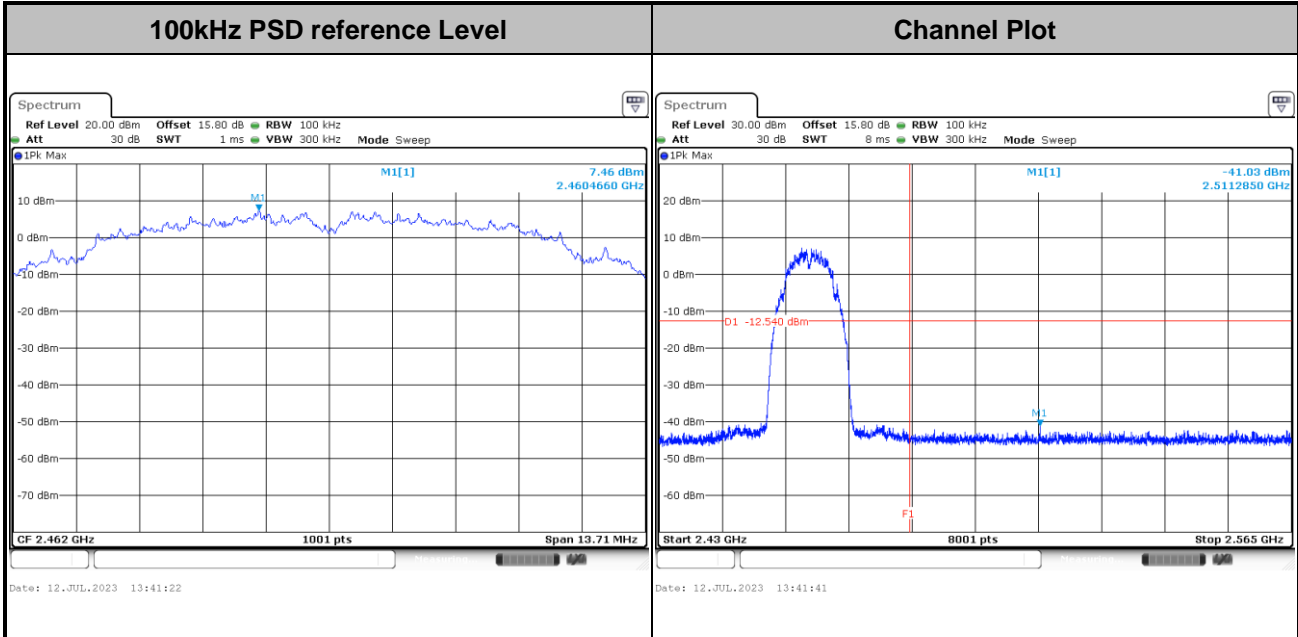


Test Mode :	802.11b	Test Channel :	06
-------------	---------	----------------	----



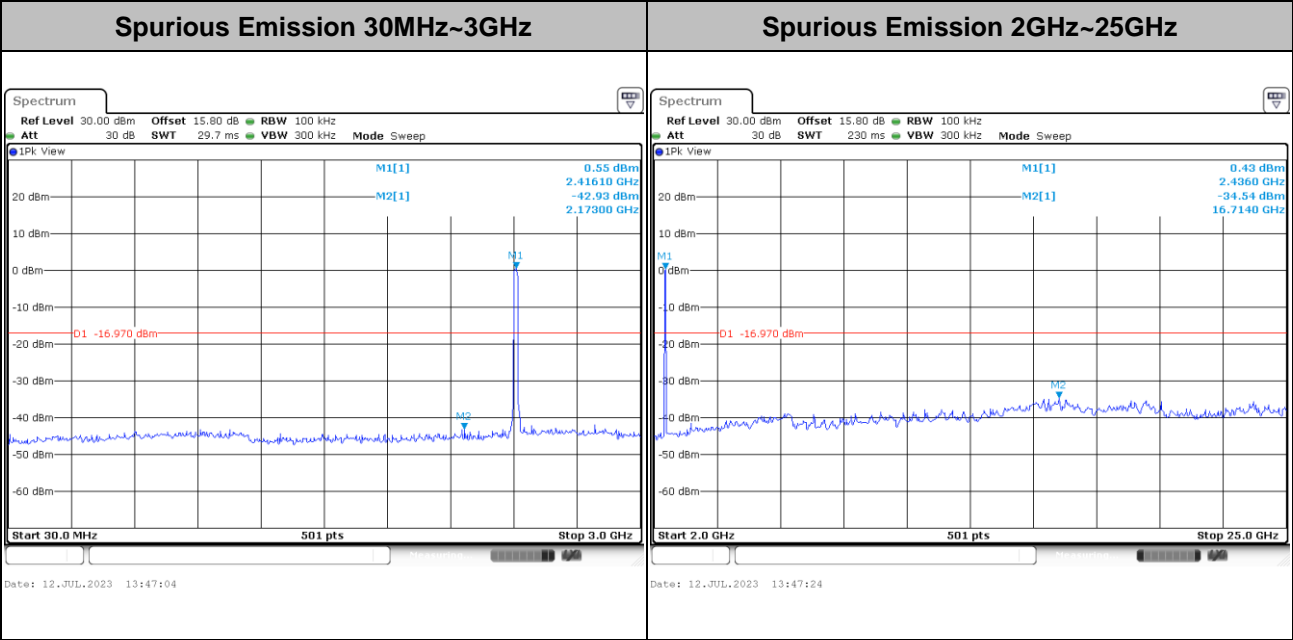
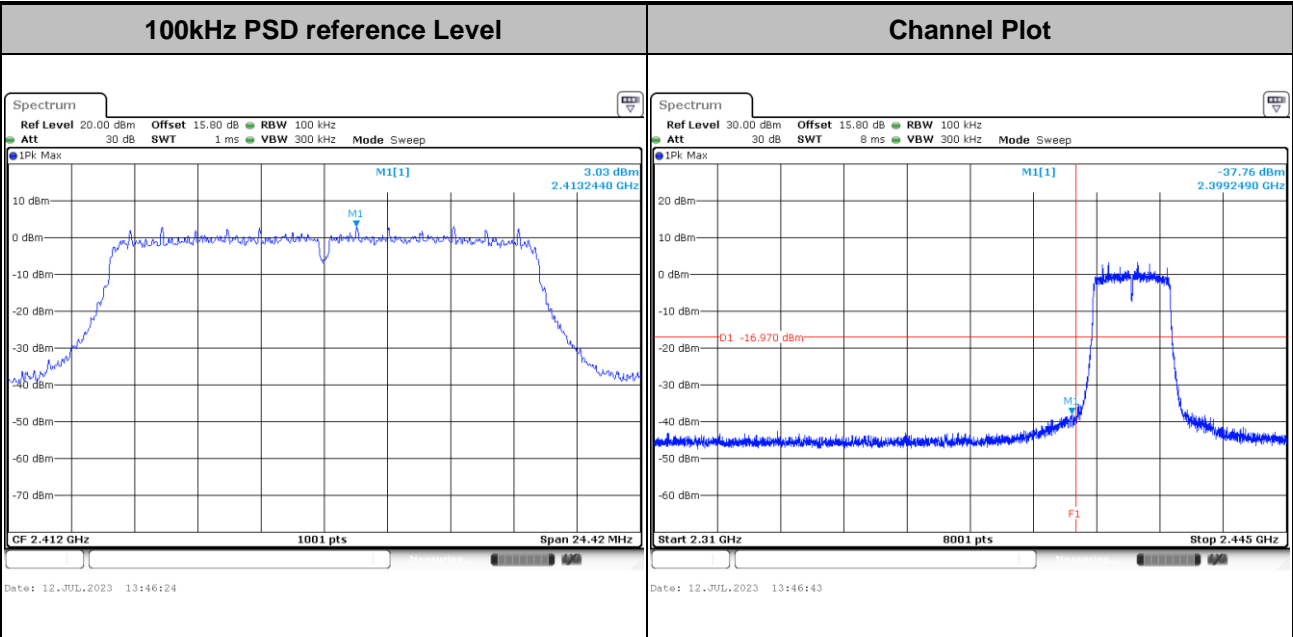


Test Mode :	802.11b	Test Channel :	11
-------------	---------	----------------	----



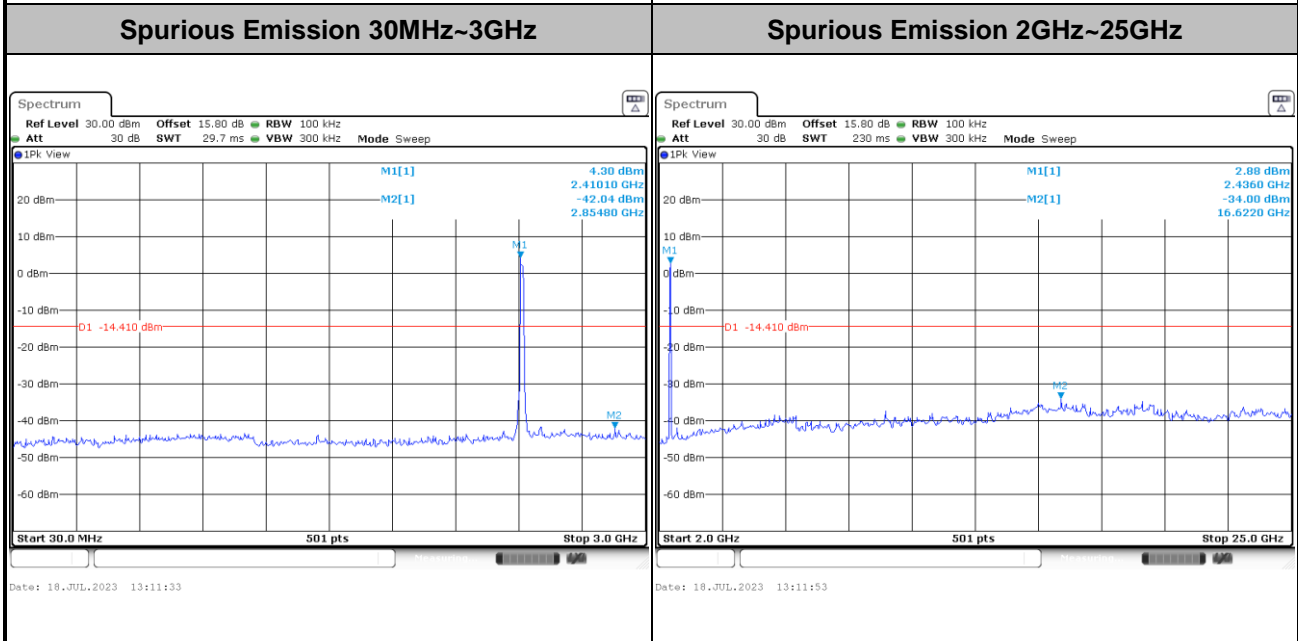
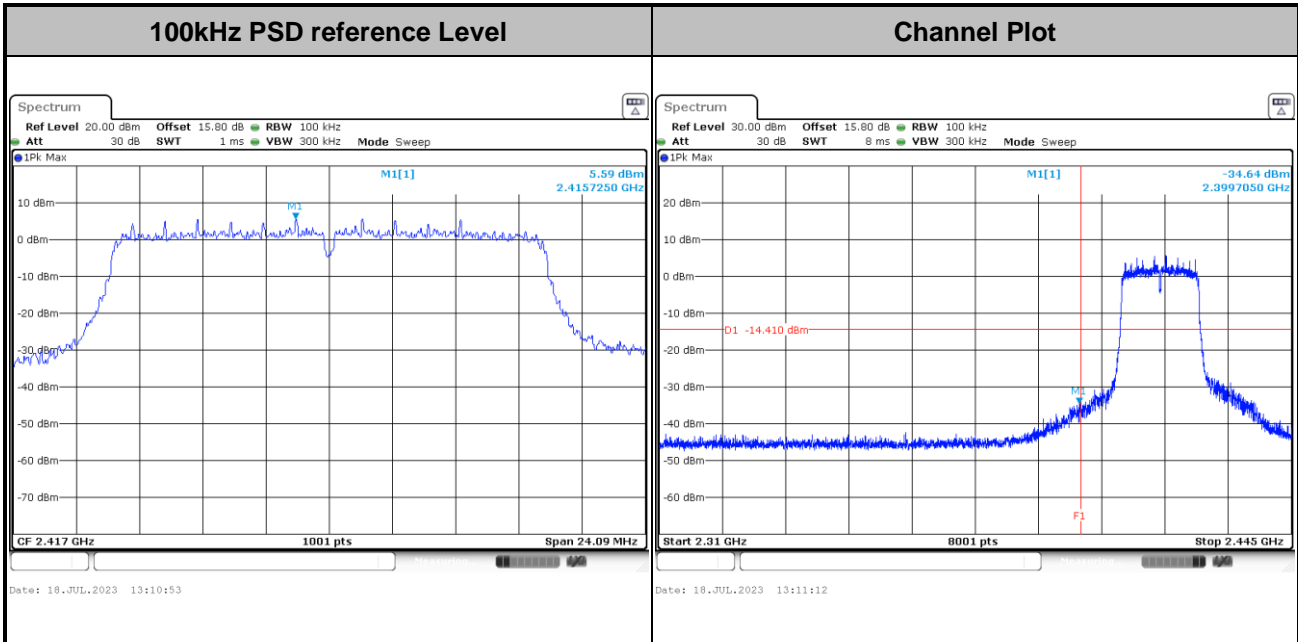


Test Mode : 802.11g Test Channel : 01





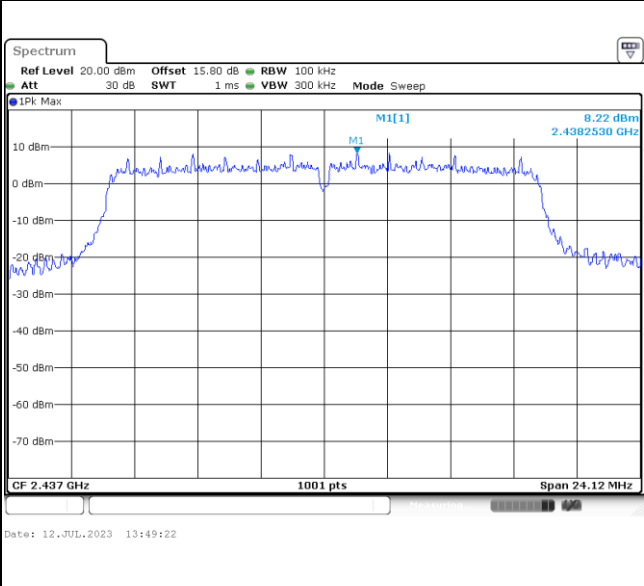
Test Mode :	802.11g	Test Channel :	02
-------------	---------	----------------	----



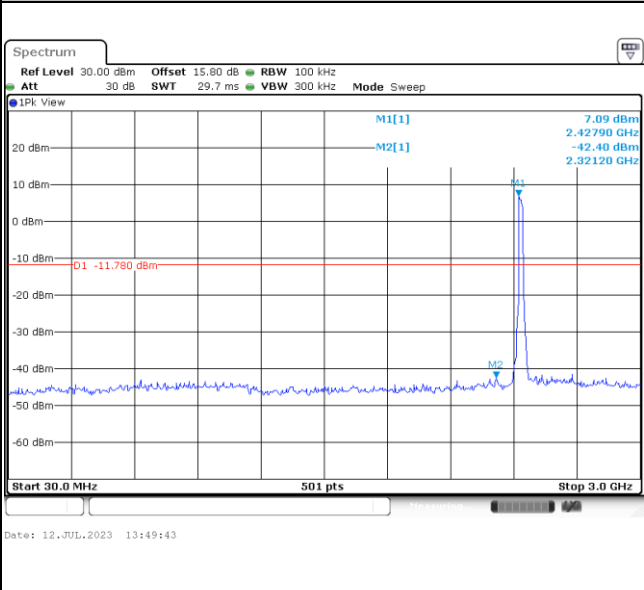


Test Mode : 802.11g Test Channel : 06

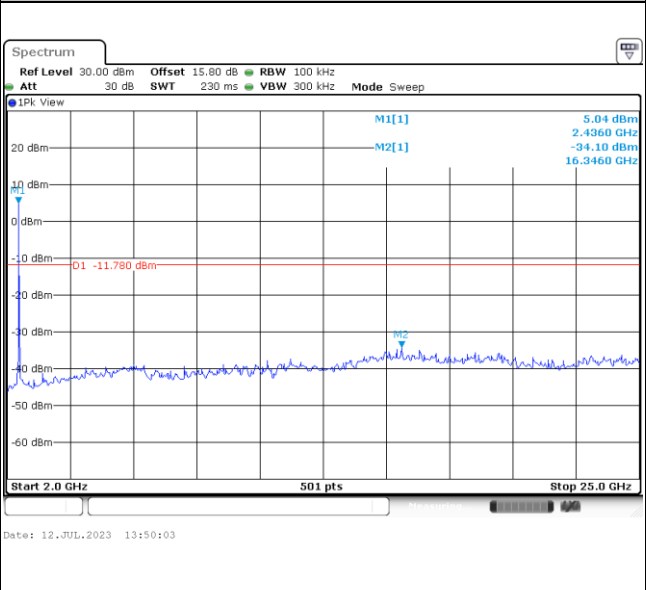
100kHz PSD reference Level Channel Plot



Spurious Emission 30MHz~3GHz

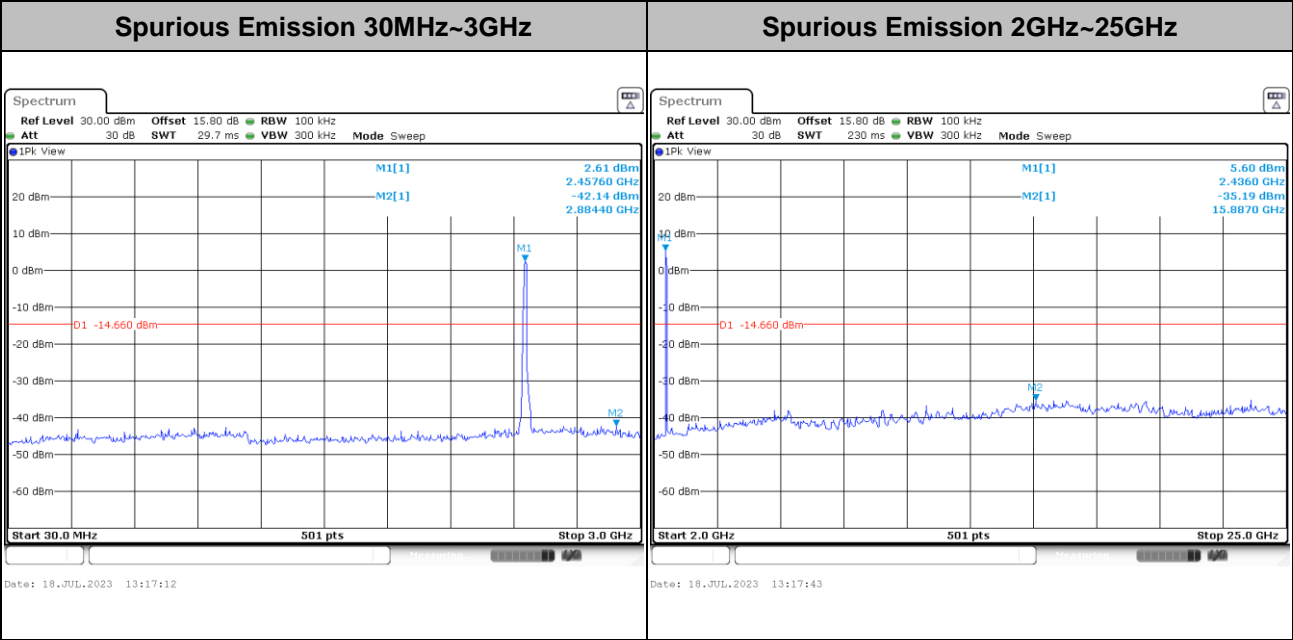
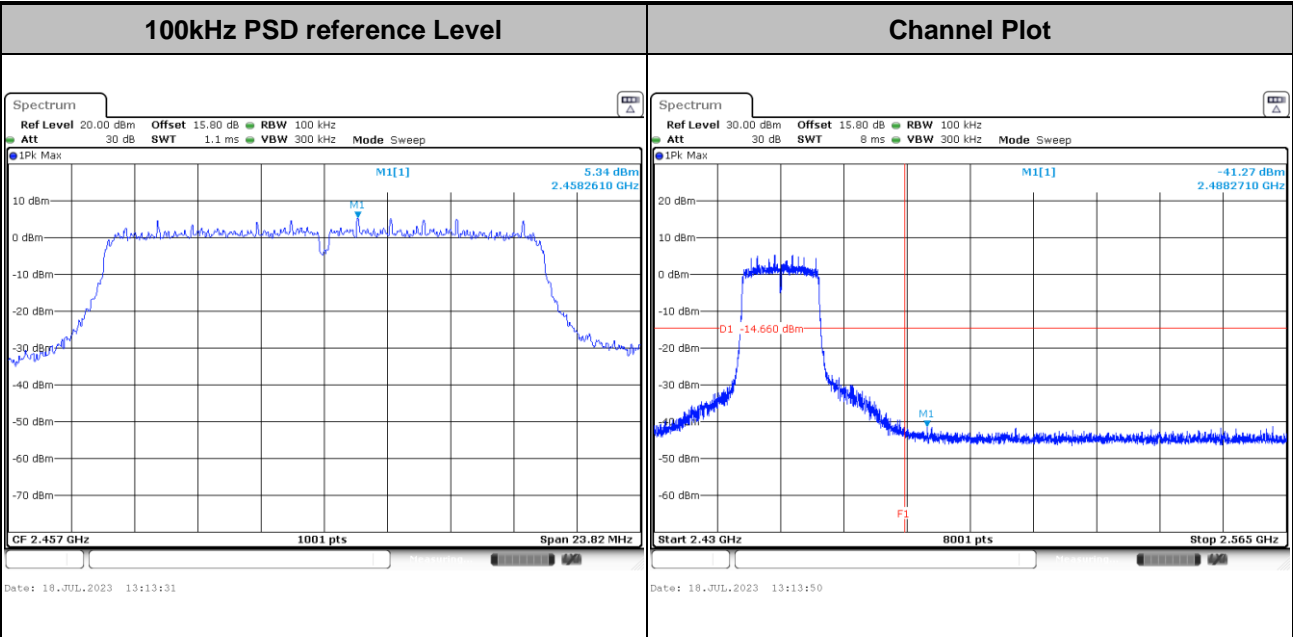


Spurious Emission 2GHz~25GHz



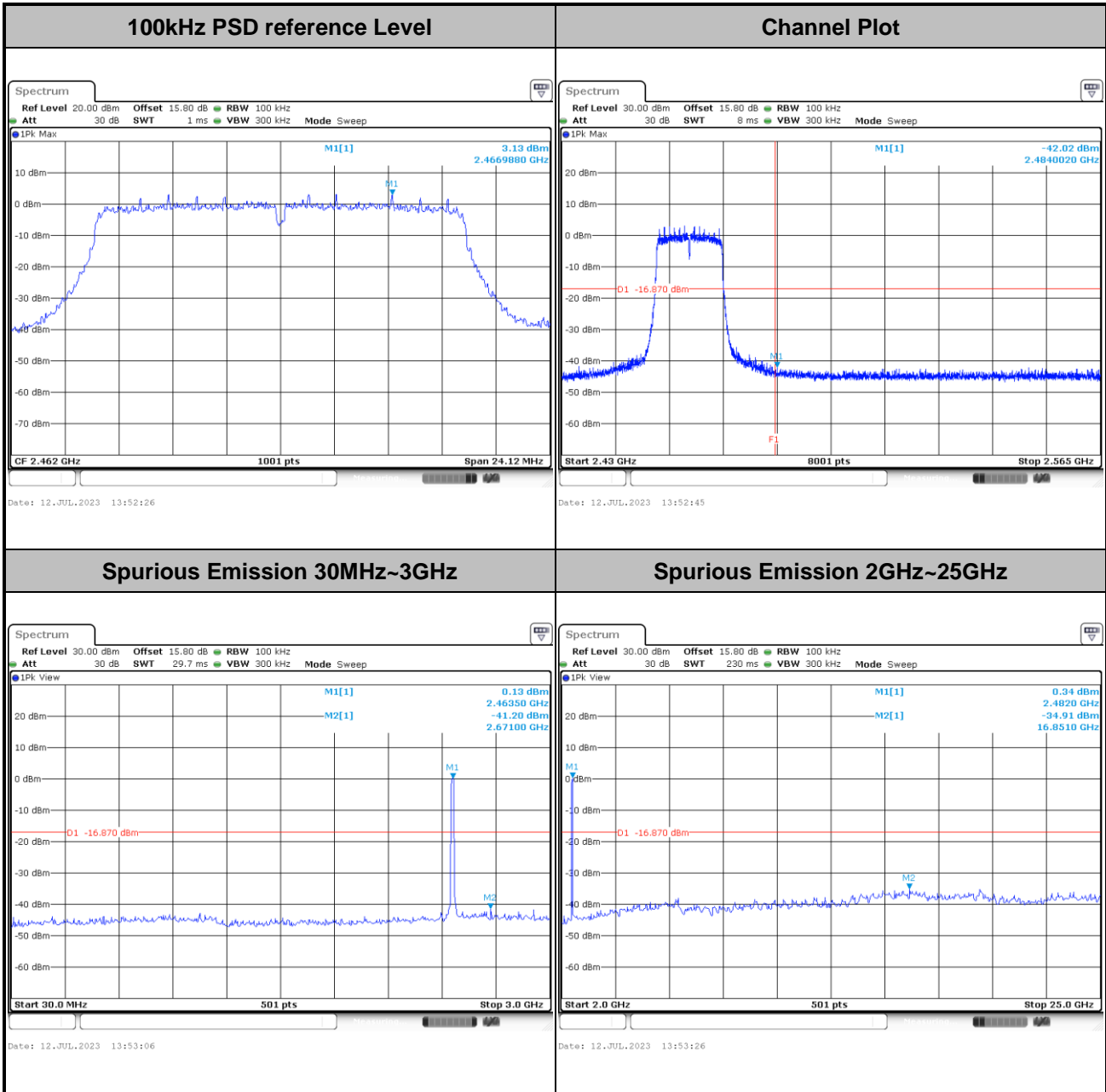


Test Mode : 802.11g Test Channel : 10



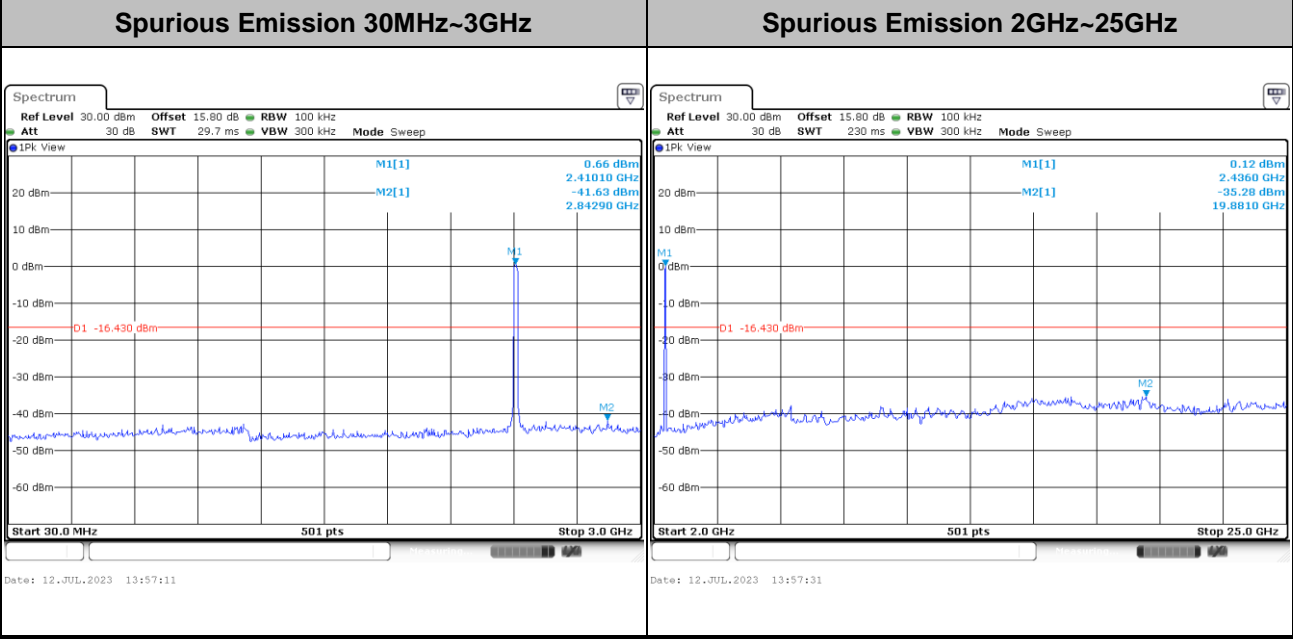
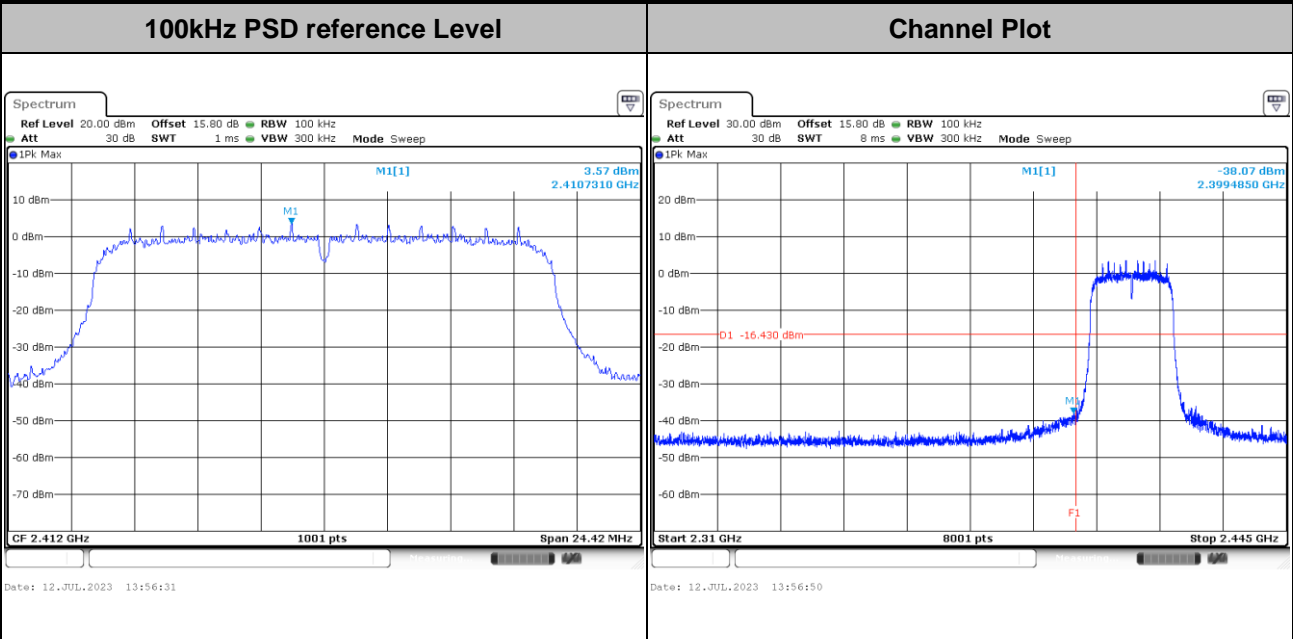


Test Mode :	802.11g	Test Channel :	11
-------------	---------	----------------	----





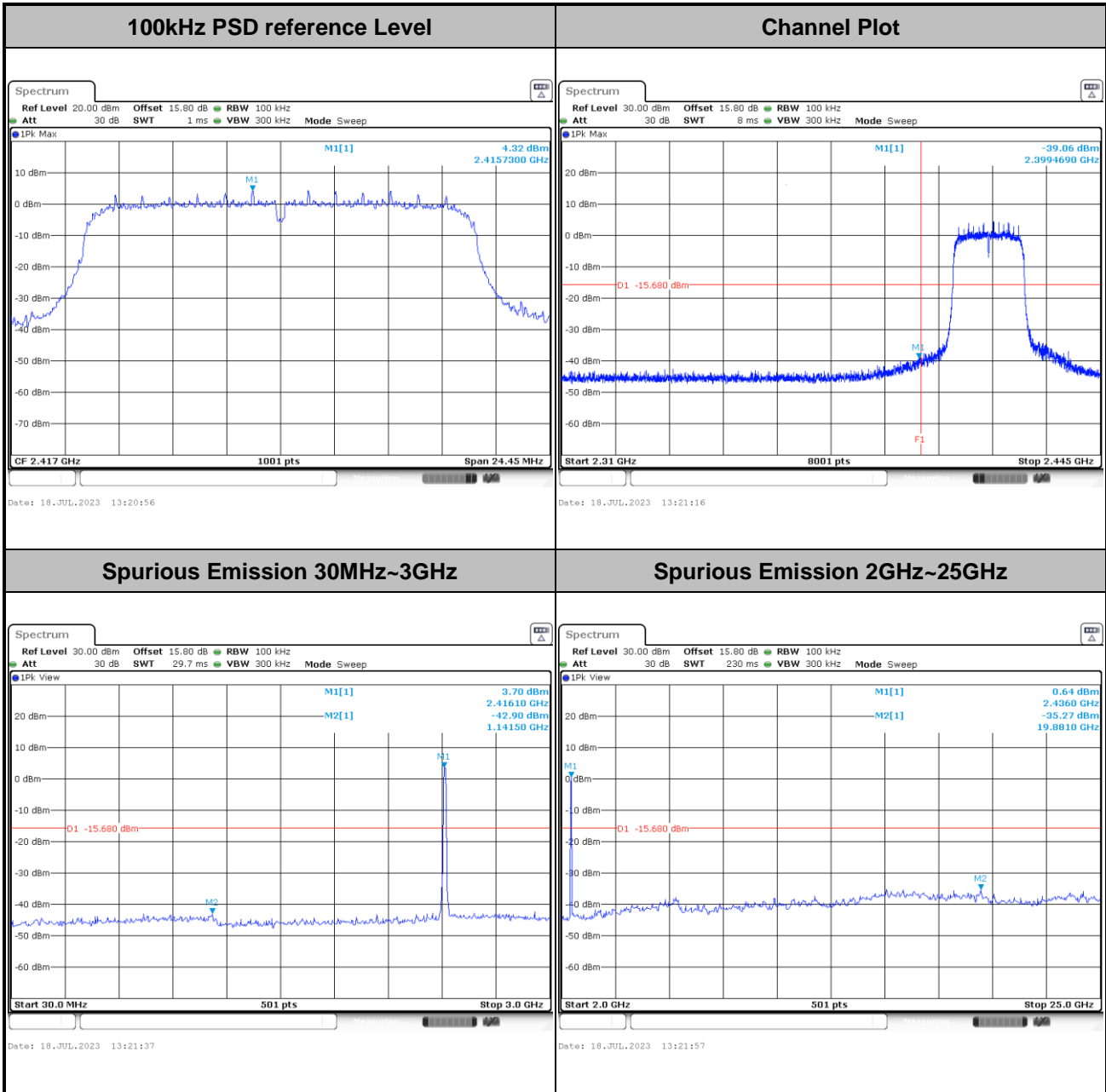
Test Mode :	802.11n HT20	Test Channel :	01
-------------	--------------	----------------	----







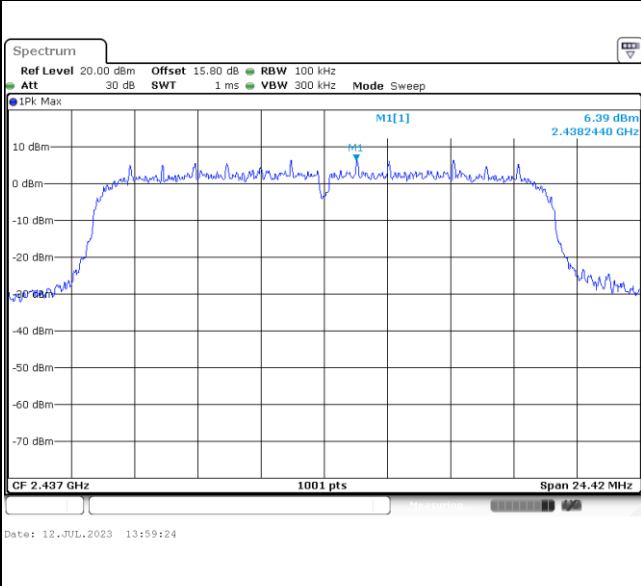
Test Mode :	802.11n HT20	Test Channel :	02
-------------	--------------	----------------	----



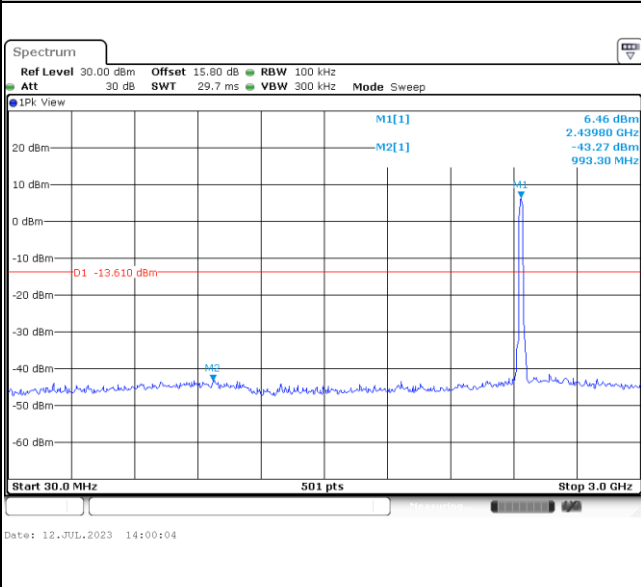


Test Mode :	802.11n HT20	Test Channel :	06
-------------	--------------	----------------	----

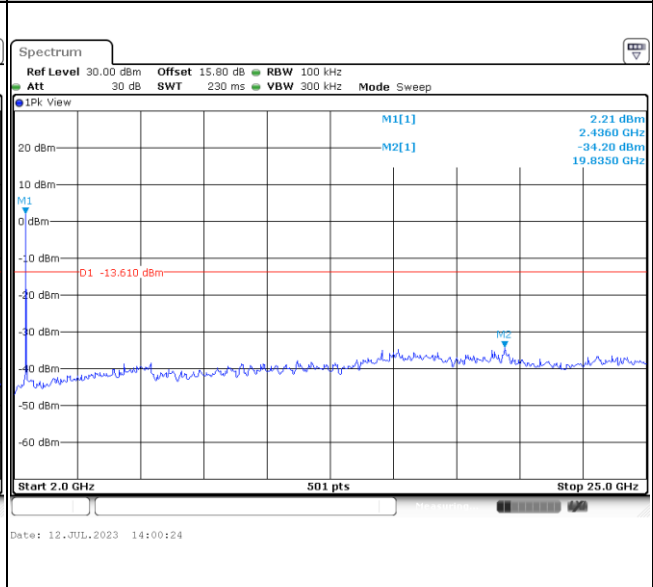
<b>100kHz PSD reference Level</b>	<b>Channel Plot</b>
-----------------------------------	---------------------



**Spurious Emission 30MHz~3GHz**

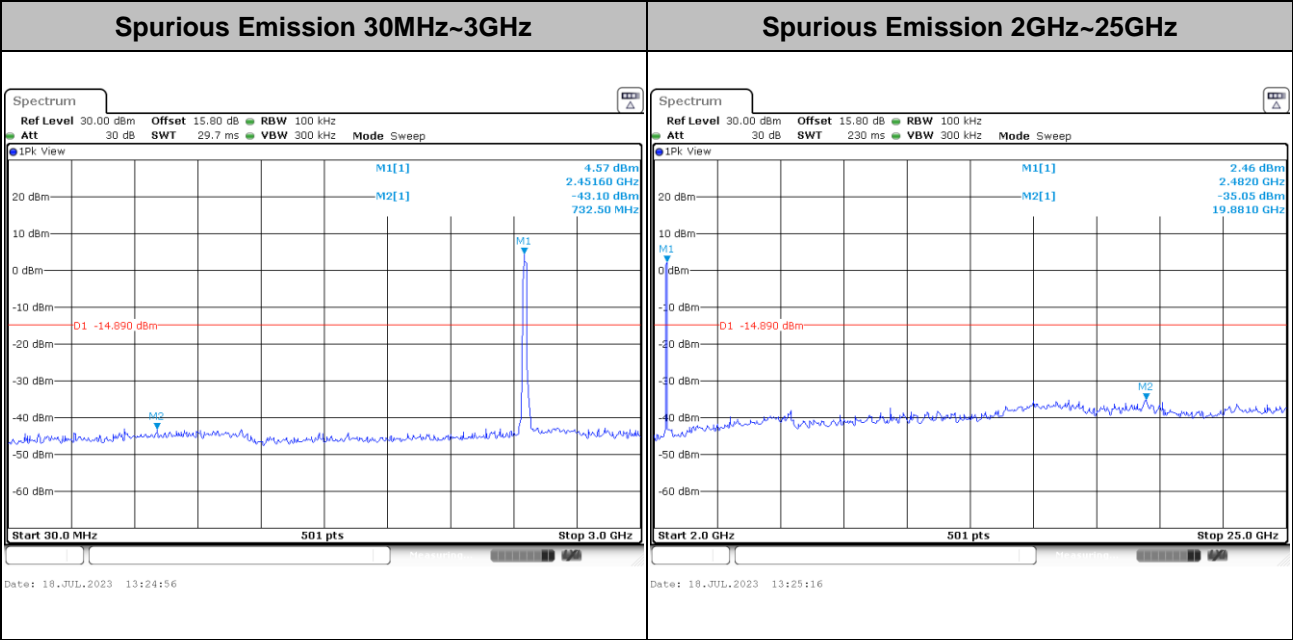
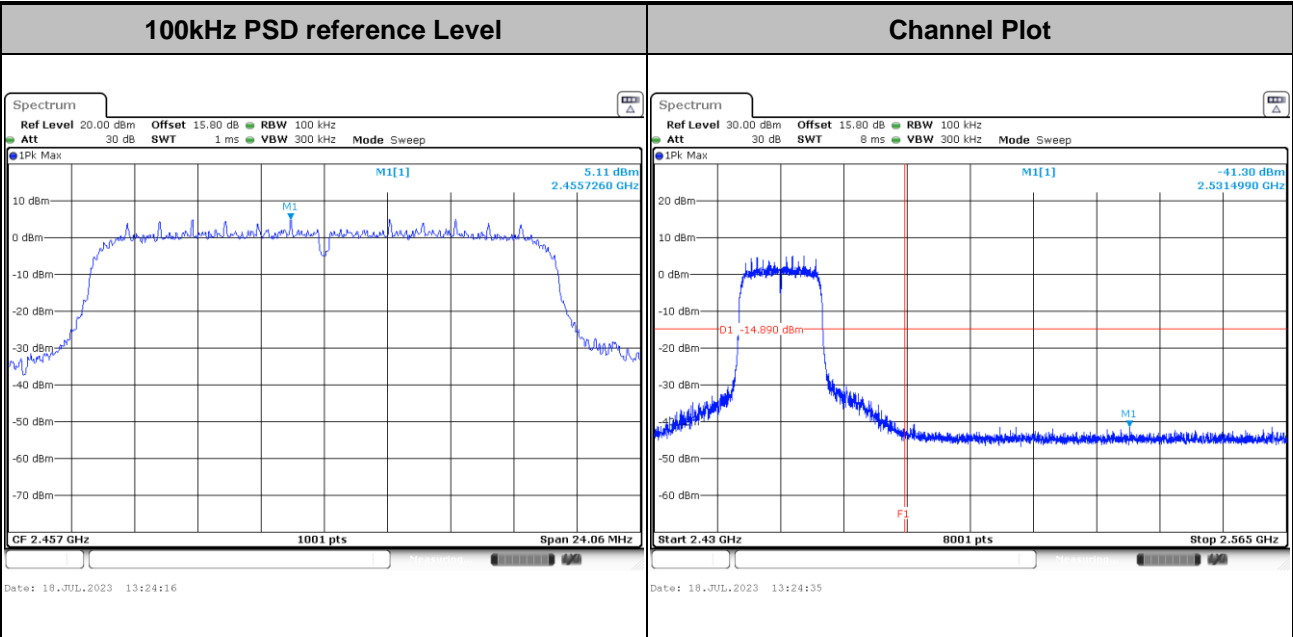


**Spurious Emission 2GHz~25GHz**



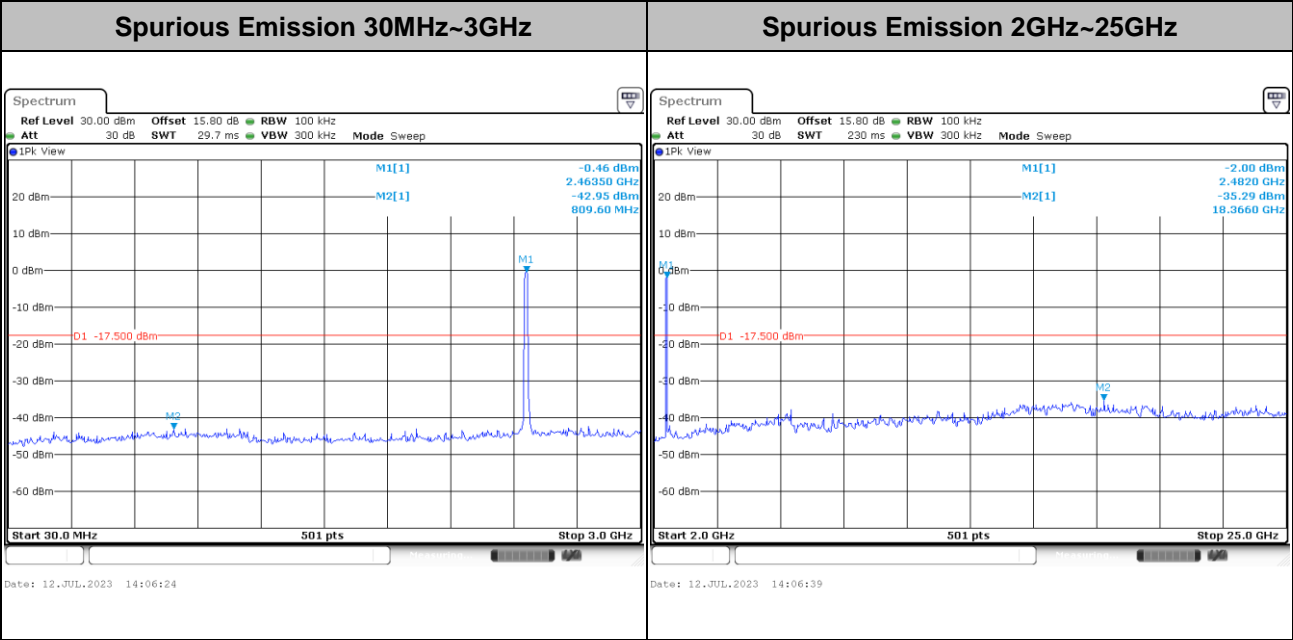
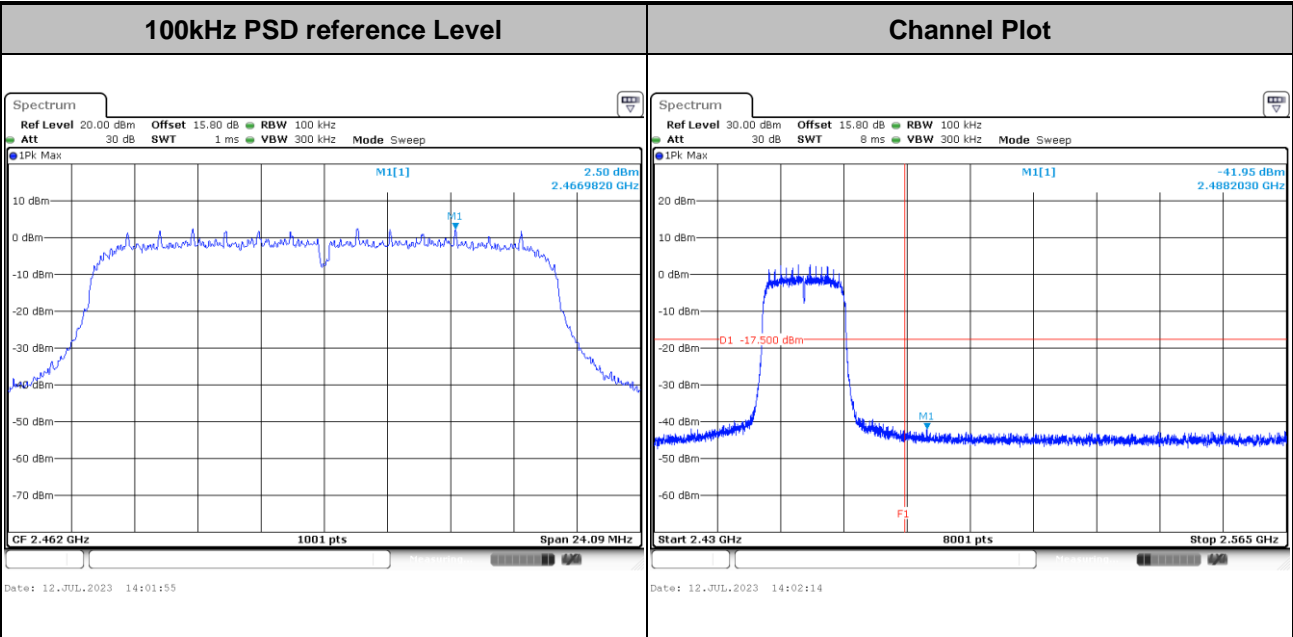


Test Mode :	802.11n HT20	Test Channel :	10
-------------	--------------	----------------	----





Test Mode :	802.11n HT20	Test Channel :	11
-------------	--------------	----------------	----





### 3.5 Radiated Band Edges and Spurious Emission Measurement

#### 3.5.1 Limit of Radiated band edge and Spurious Emission Measurement

In any 100 kHz bandwidth outside the intentional radiator frequency band, all harmonics/spurious must be at least 20 dB below the highest emission level within the authorized band. If the output power of this device was measured by spectrum analyzer, the attenuation under this paragraph shall be 30 dB instead of 20 dB. In addition, radiated emissions which fall in the restricted bands must also comply with the limits as below.

Frequency (MHz)	Field Strength (microvolts/meter)	Measurement Distance (meters)
0.009 – 0.490	2400/F(kHz)	300
0.490 – 1.705	24000/F(kHz)	30
1.705 – 30.0	30	30
30 – 88	100	3
88 – 216	150	3
216 - 960	200	3
Above 960	500	3

#### 3.5.2 Measuring Instruments

The measuring equipment is listed in the section 4 of this test report.

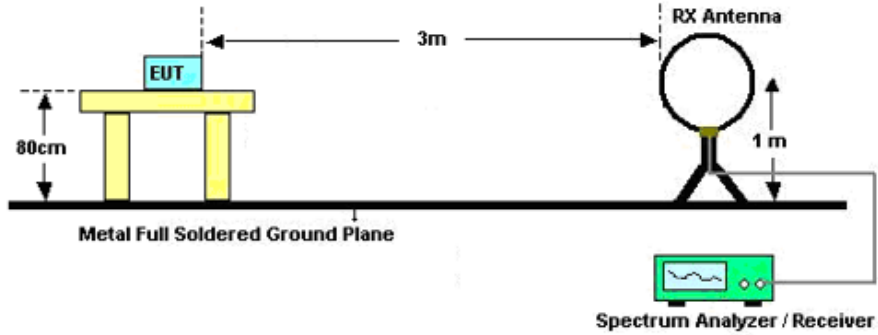


### 3.5.3 Test Procedures

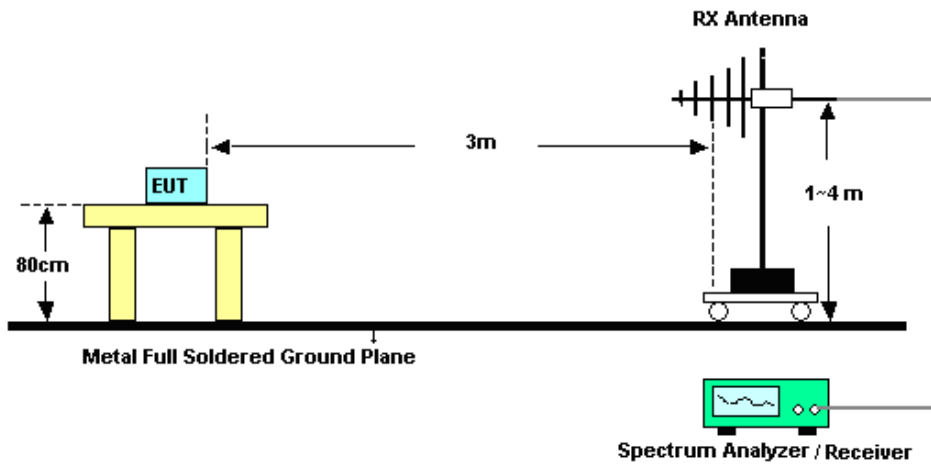
1. The testing follows ANSI C63.10-2013 clause 11.11 & 11.12
2. The EUT was arranged to its worst case and then tune the antenna tower (from 1 m to 4 m) and turntable (from 0 degree to 360 degrees) to find the maximum reading. A pre-amp and a high pass filter are used for the test in order to get better signal level.
3. The EUT was placed on a turntable with 0.8 meter for frequency below 1GHz and 1.5 meter for frequency above 1GHz respectively above ground.
4. The EUT was set 3 meters from the interference receiving antenna, which was mounted on the top of a variable height antenna tower.
5. Corrected Reading: Antenna Factor + Cable Loss + Read Level - Preamp Factor = Level
6. For testing below 1GHz, if the emission level of the EUT in peak mode was 3 dB lower than the limit specified, then peak values of EUT will be reported, otherwise, the emissions will be repeated one by one using the CISPR quasi-peak method and reported.
7. For testing above 1GHz, the emission level of the EUT in peak mode was 20dB lower than peak limit (that means the emission level in average mode also complies with the limit in average mode), then peak values of EUT will be reported, otherwise, the emissions will be measured in average mode again and reported.
8. Use the following spectrum analyzer settings:
  - (1) Span shall wide enough to fully capture the emission being measured;
  - (2) Set RBW=100 kHz for  $f < 1$  GHz; VBW  $\geq$  RBW; Sweep = auto; Detector function = peak; Trace = max hold;
  - (3) Set RBW = 1 MHz, VBW= 3MHz for  $f \geq 1$  GHz for peak measurement.  
For average measurement:
    - VBW = 10 Hz, when duty cycle is no less than 98 percent.
    - VBW  $\geq 1/T$ , when duty cycle is less than 98 percent where T is the minimum transmission duration over which the transmitter is on and is transmitting at its maximum power control level for the tested mode of operation.

### 3.5.4 Test Setup

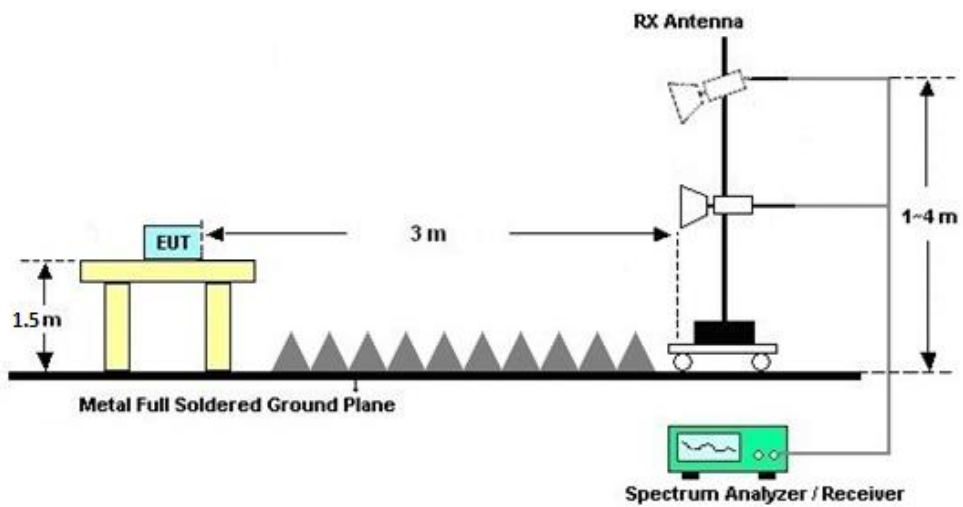
For radiated emissions below 30MHz



For radiated emissions from 30MHz to 1GHz



For radiated emissions above 1GHz





### **3.5.5 Test Results of Radiated Spurious Emissions (9kHz ~ 30MHz)**

The low frequency, which started from 9 kHz to 30MHz, was pre-scanned and the result which was 20dB lower than the limit line was not reported.

There is a comparison data of both open-field test site and semi-Anechoic chamber, and the result came out very similar.

### **3.5.6 Test Result of Radiated Spurious at Band Edges**

Please refer to Appendix C.

### **3.5.7 Duty Cycle**

Please refer to Appendix D.

### **3.5.8 Test Result of Radiated Spurious Emission (30MHz ~ 10th Harmonic or 40GHz, whichever is lower)**

Please refer to Appendix C.





### 3.6 AC Conducted Emission Measurement

#### 3.6.1 Limit of AC Conducted Emission

For equipment that is designed to be connected to the public utility (AC) power line, the radio frequency voltage that is conducted back onto the AC power line on any frequency or frequencies within the band 150 kHz to 30 MHz shall not exceed the limits in the following table.

Frequency of Emission (MHz)	Conducted Limit (dBµV)	
	Quasi-Peak	Average
0.15-0.5	66 to 56*	56 to 46*
0.5-5	56	46
5-30	60	50

\*Decreases with the logarithm of the frequency.

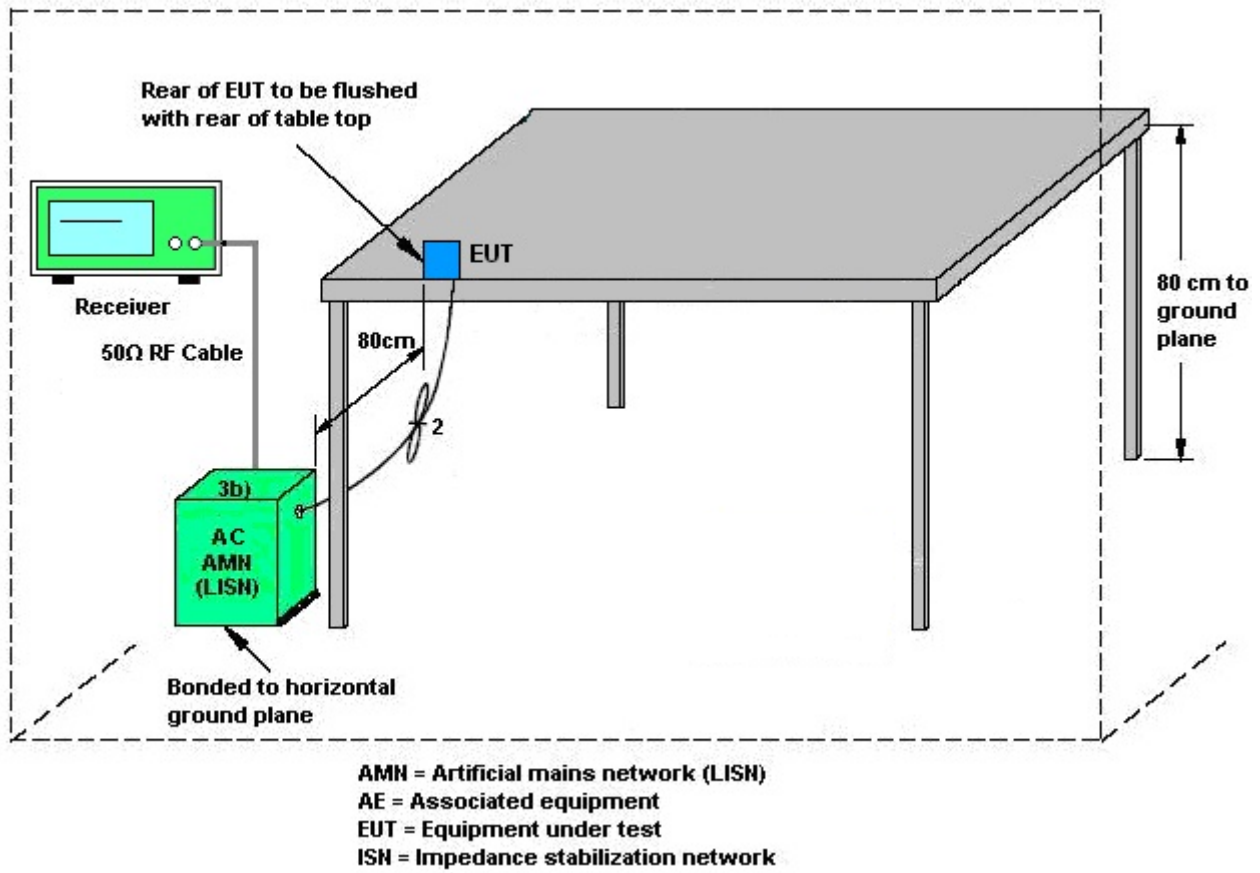
#### 3.6.2 Measuring Instruments

The measuring equipment is listed in the section 4 of this test report.

#### 3.6.3 Test Procedures

1. The EUT was placed 0.4 meter from the conducting wall of the shielding room, and it was kept at least 80 centimeters from any other grounded conducting surface.
2. Connect EUT to the power mains through a line impedance stabilization network (LISN).
3. All the support units are connecting to the other LISN.
4. The LISN provides 50 ohm coupling impedance for the measuring instrument.
5. The FCC states that a 50 ohm, 50 microhenry LISN should be used.
6. Both sides of AC line were checked for maximum conducted interference.
7. The frequency range from 150 kHz to 30 MHz was searched.
8. Set the test-receiver system to Peak Detect Function and specified bandwidth (IF bandwidth = 9kHz) with Maximum Hold Mode.

### 3.6.4 Test Setup



### 3.6.5 Test Result of AC Conducted Emission

Please refer to Appendix B.



## **3.7 Antenna Requirements**

### **3.7.1 Standard Applicable**

If directional gain of transmitting Antennas is greater than 6dBi, the power shall be reduced by the same level in dB comparing to gain minus 6dBi. The use of a permanently attached Antenna or of an Antenna that uses a unique coupling to the intentional radiator shall be considered sufficient to comply with the rule.

### **3.7.2 Antenna Anti-Replacement Construction**

Non-standard antenna connector is used.

### **3.7.3 Antenna Gain**

The antenna peak gain of EUT is less than 6 dBi. Therefore, it is not necessary to reduce maximum peak output power limit.



## 4 List of Measuring Equipment

Instrument	Manufacturer	Model No.	Serial No.	Characteristics	Calibration Date	Test Date	Due Date	Remark
Spectrum Analyzer	R&S	FSV40	101040	10Hz~40GHz	Oct. 12, 2022	Jul. 12, 2023~ Jul. 18, 2023	Oct. 11, 2023	Conducted (TH01-KS)
Pulse Power Sensor	Anritsu	MA2411B	0917070	300MHz~40GHz	Jan. 05, 2023	Jul. 12, 2023~ Jul. 18, 2023	Jan. 04, 2024	Conducted (TH01-KS)
Power Meter	Anritsu	ML2495A	1005002	50MHz Bandwidth	Jan. 05, 2023	Jul. 12, 2023~ Jul. 18, 2023	Jan. 04, 2024	Conducted (TH01-KS)
EMI Receiver	R&S	ESCI7	100768	9kHz~7GHz;	May 16, 2023	Jul. 11, 2023	May 15, 2024	Conduction (CO01-KS)
AC LISN (for auxiliary equipment)	MessTec	AN3016	060103	9kHz~30MHz	Oct. 13, 2022	Jul. 11, 2023	Oct. 12, 2023	Conduction (CO01-KS)
AC LISN	MessTec	AN3016	060105	9kHz~30MHz	May 16, 2023	Jul. 11, 2023	May 15, 2024	Conduction (CO01-KS)
AC Power Source	Chroma	61602	ABP00000811	AC 0V~300V, 45Hz~1000Hz	Oct. 12, 2022	Jul. 11, 2023	Oct. 11, 2023	Conduction (CO01-KS)
EMI Test Receiver	Keysight	N9038A	MY56400004	3Hz~8.5GHz;Max 30dBm	Oct. 13, 2022	Aug. 04, 2023	Oct. 12, 2023	Radiation (03CH05-KS)
EXA Spectrum Analyzer	Keysight	N9010A	MY55150244	10Hz~44G,MAX 30dB	Mar. 24, 2023	Aug. 04, 2023	Mar. 23, 2024	Radiation (03CH05-KS)
Loop Antenna	R&S	HFH2-Z2	100321	9kHz~30MHz	Oct. 16, 2022	Aug. 04, 2023	Oct. 15, 2023	Radiation (03CH05-KS)
Bilog Antenna	TeseQ	CBL6111D	49922	30MHz~1GHz	Apr. 09, 2023	Aug. 04, 2023	Apr. 08, 2024	Radiation (03CH05-KS)
Double Ridge Horn Antenna	ETS-Lindgren	3117	00218642	1GHz~18GHz	Apr. 06, 2023	Aug. 04, 2023	Apr. 05, 2024	Radiation (03CH05-KS)
SHF-EHF Horn	Com-power	AH-840	101093	18GHz~40GHz	Jan. 08, 2023	Aug. 04, 2023	Jan. 07, 2024	Radiation (03CH05-KS)
Amplifier	SONOMA	310N	380826	9KHz-1GHz	Jul. 06, 2023	Aug. 04, 2023	Jul. 05, 2024	Radiation (03CH05-KS)
Amplifier	EM	EM18G40GA	060852	18~40GHz	Jan. 05, 2023	Aug. 04, 2023	Jan. 04, 2024	Radiation (03CH05-KS)
high gain Amplifier	EM	EM01G18GA	060839	1Ghz-18Ghz	Oct. 12, 2022	Aug. 04, 2023	Oct. 11, 2023	Radiation (03CH05-KS)
Amplifier	EM	EM01G18GA	060833	1Ghz-18Ghz	Jan. 05, 2023	Aug. 04, 2023	Jan. 04, 2024	Radiation (03CH05-KS)
AC Power Source	Chroma	61601	F104090004	N/A	NCR	Aug. 04, 2023	NCR	Radiation (03CH05-KS)
Turn Table	ChamPro	EM 1000-T	060762-T	0~360 degree	NCR	Aug. 04, 2023	NCR	Radiation (03CH05-KS)
Antenna Mast	ChamPro	EM 1000-A	060762-A	1 m~4 m	NCR	Aug. 04, 2023	NCR	Radiation (03CH05-KS)

NCR: No Calibration Required



## 5 Measurement Uncertainty

The measurement uncertainties shown below were calculated in accordance with the requirements of ANSI 63.10-2013. All the measurement uncertainty value were shown with a coverage K=2 to indicate 95% level of confidence. The measurement data show herein meets or exceeds the CISPR measurement uncertainty values specified in CISPR 16-4-2 and can be compared directly to specified limit to determine compliance.

### Uncertainty of Conducted Measurement

Test Item	Uncertainty
Conducted Power	±0.46 dB
Conducted Emissions	±2.26 dB
Occupied Channel Bandwidth	±0.001 %
Conducted Power Spectral Density	±0.88 dB

### Uncertainty of Conducted Emission Measurement (150kHz ~ 30MHz)

Measuring Uncertainty for a Level of Confidence of 95% (U = 2Uc(y))	2.94 dB
---	---------

### Uncertainty of Radiated Emission Measurement (30 MHz ~ 1000 MHz)

Measuring Uncertainty for a Level of Confidence of 95% (U = 2Uc(y))	6.28 dB
---	---------

### Uncertainty of Radiated Emission Measurement (1000 MHz ~ 18000 MHz)

Measuring Uncertainty for a Level of Confidence of 95% (U = 2Uc(y))	4.88 dB
---	---------

### Uncertainty of Radiated Emission Measurement (18000 MHz ~ 40000 MHz)

Measuring Uncertainty for a Level of Confidence of 95% (U = 2Uc(y))	5.26 dB
---	---------

----- THE END -----



## Appendix A. Conducted Test Results

## A1. Conducted Test Results

Test Engineer:	albert shi	Temperature:	21~25	°C
Test Date:	2023/7/12~2023/7/18	Relative Humidity:	51~54	%

**TEST RESULTS DATA**  
**6dB and 99% Occupied Bandwidth**

2.4GHz Band Single Antenna								
Mod.	Data Rate	NTX	CH.	Freq. (MHz)	99% Occupied BW (MHz)	6dB BW (MHz)	6dB BW Limit (MHz)	Pass/Fail
11b	1Mbps	1	1	2412	12.79	9.06	0.50	Pass
11b	1Mbps	1	6	2437	12.79	9.56	0.50	Pass
11b	1Mbps	1	11	2462	12.89	9.14	0.50	Pass
11g	6Mbps	1	1	2412	16.58	16.28	0.50	Pass
11g	6Mbps	1	2	2417	16.58	16.06	0.50	Pass
11g	6Mbps	1	6	2437	16.88	16.08	0.50	Pass
11g	6Mbps	1	10	2457	16.58	15.88	0.50	Pass
11g	6Mbps	1	11	2462	16.58	16.08	0.50	Pass
HT20	MCS0	1	1	2412	17.28	16.28	0.50	Pass
HT20	MCS0	1	2	2417	17.28	16.30	0.50	Pass
HT20	MCS0	1	6	2437	17.33	16.28	0.50	Pass
HT20	MCS0	1	10	2457	17.33	16.04	0.50	Pass
HT20	MCS0	1	11	2462	17.28	16.06	0.50	Pass



**TEST RESULTS DATA**  
**Peak Output Power**

2.4GHz Band Single Antenna										
Mod.	Data Rate	NTX	CH.	Freq. (MHz)	Peak Conducted Power (dBm)	Conducted Power Limit (dBm)	DG (dBi)	EIRP Power (dBm)	EIRP Power Limit (dBm)	Pass /Fail
11b	1Mbps	1	1	2412	22.30	30.00	2.33	24.63	36.00	Pass
11b	1Mbps	1	6	2437	21.16	30.00	2.33	23.49	36.00	Pass
11b	1Mbps	1	11	2462	18.96	30.00	2.33	21.29	36.00	Pass
11g	6Mbps	1	1	2412	26.01	30.00	2.33	28.34	36.00	Pass
11g	6Mbps	1	2	2417	27.05	30.00	2.33	29.38	36.00	Pass
11g	6Mbps	1	6	2437	27.66	30.00	2.33	29.99	36.00	Pass
11g	6Mbps	1	10	2457	27.15	30.00	2.33	29.48	36.00	Pass
11g	6Mbps	1	11	2462	25.86	30.00	2.33	28.19	36.00	Pass
HT20	MCS0	1	1	2412	25.32	30.00	2.33	27.65	36.00	Pass
HT20	MCS0	1	2	2417	26.62	30.00	2.33	28.95	36.00	Pass
HT20	MCS0	1	6	2437	27.51	30.00	2.33	29.84	36.00	Pass
HT20	MCS0	1	10	2457	27.05	30.00	2.33	29.38	36.00	Pass
HT20	MCS0	1	11	2462	24.95	30.00	2.33	27.28	36.00	Pass

**TEST RESULTS DATA**  
**Average Output Power**

2.4GHz Band Single Antenna												
Mod.	Data Rate	NTX	CH.	Freq. (MHz)	Duty Factor (dB)	Average Conducted Power with duty factor (dBm)	Conducted Power Limit (dBm)	DG (dBi)	EIRP Power (dBm)	EIRP Power Limit (dBm)	Pass /Fail	Setting
11b	1Mbps	1	1	2412	0.00	19.16	30.00	2.33	21.49	36.00	Pass	5.00
11b	1Mbps	1	6	2437	0.00	18.06	30.00	2.33	20.39	36.00	Pass	9.00
11b	1Mbps	1	11	2462	0.00	15.82	30.00	2.33	18.15	36.00	Pass	17.00
11g	6Mbps	1	1	2412	0.00	15.15	30.00	2.33	17.48	36.00	Pass	19.00
11g	6Mbps	1	2	2417	0.00	18.54	30.00	2.33	20.87	36.00	Pass	9.00
11g	6Mbps	1	6	2437	0.00	20.13	30.00	2.33	22.46	36.00	Pass	0.00
11g	6Mbps	1	10	2457	0.00	18.81	30.00	2.33	21.14	36.00	Pass	10.00
11g	6Mbps	1	11	2462	0.00	14.91	30.00	2.33	17.24	36.00	Pass	20.00
HT20	MCS0	1	1	2412	0.00	15.38	30.00	2.33	17.71	36.00	Pass	10.00
HT20	MCS0	1	2	2417	0.00	16.76	30.00	2.33	19.09	36.00	Pass	6.00
HT20	MCS0	1	6	2437	0.00	18.40	30.00	2.33	20.73	36.00	Pass	0.00
HT20	MCS0	1	10	2457	0.00	17.76	30.00	2.33	20.09	36.00	Pass	3.00
HT20	MCS0	1	11	2462	0.00	14.27	30.00	2.33	16.60	36.00	Pass	15.00

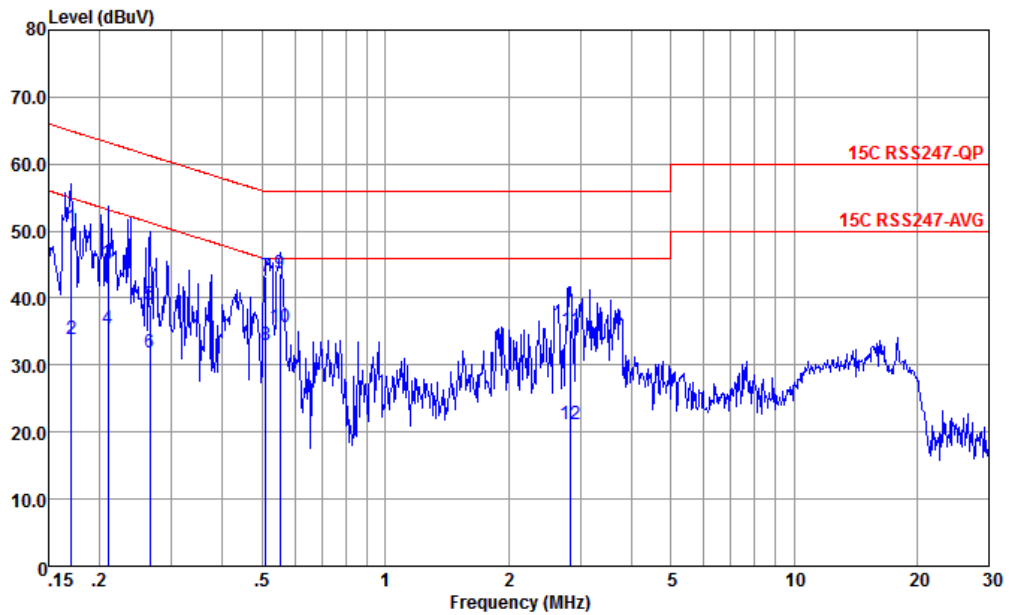
**TEST RESULTS DATA**  
**Peak Power Spectral Density**

2.4GHz Band Single Antenna								
Mod.	Data Rate	NTX	CH.	Freq. (MHz)	Peak PSD (dBm/3kHz)	DG (dBi)	Peak PSD Limit (dBm/3kHz)	Pass/Fail
11b	1Mbps	1	1	2412	-4.06	2.33	8.00	Pass
11b	1Mbps	1	6	2437	-3.68	2.33	8.00	Pass
11b	1Mbps	1	11	2462	-5.90	2.33	8.00	Pass
11g	6Mbps	1	1	2412	-9.84	2.33	8.00	Pass
11g	6Mbps	1	2	2417	-8.26	2.33	8.00	Pass
11g	6Mbps	1	6	2437	-5.32	2.33	8.00	Pass
11g	6Mbps	1	10	2457	-7.88	2.33	8.00	Pass
11g	6Mbps	1	11	2462	-10.17	2.33	8.00	Pass
HT20	MCS0	1	1	2412	-9.91	2.33	8.00	Pass
HT20	MCS0	1	2	2417	-9.31	2.33	8.00	Pass
HT20	MCS0	1	6	2437	-7.04	2.33	8.00	Pass
HT20	MCS0	1	10	2457	-8.54	2.33	8.00	Pass
HT20	MCS0	1	11	2462	-10.87	2.33	8.00	Pass



## Appendix B. AC Conducted Emission Test Results

Test Engineer :	Amos Zhang	Temperature :	25.3~26.2°C
		Relative Humidity :	38~40%
Test Voltage :	120Vac / 60Hz	Phase :	Line
Remark :	All emissions not reported here are more than 10 dB below the prescribed limit.		

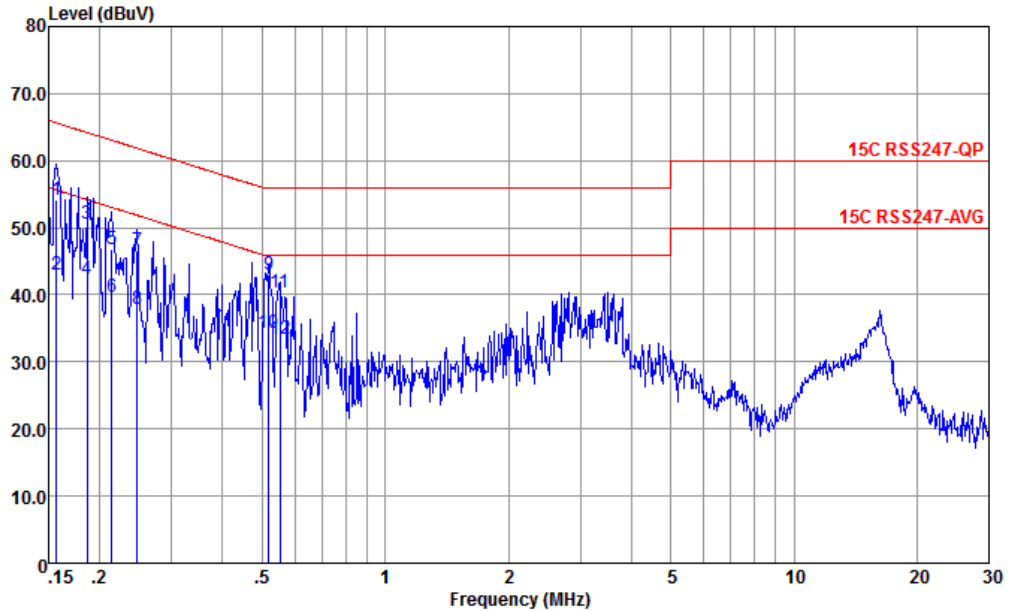


Site : CO01-KS  
 Condition : 15C RSS247-QP LISN-060105-L 2023 LINE

	Freq	Level	Over	Limit	Read	LISN	Cable	Remark
	MHz	dBuV	Limit	Line	Level	Factor	Loss	
			dB	dBuV	dBuV	dB	dB	
1	0.170	50.67	-14.27	64.94	40.20	0.04	10.43	QP
2	0.170	33.77	-21.17	54.94	23.30	0.04	10.43	Average
3	0.209	45.04	-18.19	63.23	34.60	0.03	10.41	QP
4	0.209	35.54	-17.69	53.23	25.10	0.03	10.41	Average
5	0.266	38.91	-22.34	61.25	28.50	0.04	10.37	QP
6	0.266	31.91	-19.34	51.25	21.50	0.04	10.37	Average
7	0.510	43.27	-12.73	56.00	33.09	-0.03	10.21	QP
8	0.510	33.07	-12.93	46.00	22.89	-0.03	10.21	Average
9	0.552	43.65	-12.35	56.00	33.49	-0.04	10.20	QP
10 *	0.552	35.75	-10.25	46.00	25.59	-0.04	10.20	Average
11	2.839	35.17	-20.83	56.00	25.20	-0.09	10.06	QP
12	2.839	21.27	-24.73	46.00	11.30	-0.09	10.06	Average



Test Engineer :	Amos Zhang	Temperature :	25.3~26.2°C
		Relative Humidity :	38~40%
Test Voltage :	120Vac / 60Hz	Phase :	Neutral
Remark :	All emissions not reported here are more than 10 dB below the prescribed limit.		



Site : CO01-KS  
 Condition : 15C RSS247-QP LISN-060105-N 2023 NEUTRAL

	Freq	Level	Over	Limit	Read	LISN	Cable	Remark
	MHz	dBuV	Limit	Line	Level	Factor	Loss	
			dB	dBuV	dBuV	dB	dB	
1 *	0.156	54.07	-11.58	65.65	43.60	0.04	10.43	QP
2	0.156	42.97	-12.68	55.65	32.50	0.04	10.43	Average
3	0.186	50.67	-13.53	64.20	40.20	0.05	10.42	QP
4	0.186	42.27	-11.93	54.20	31.80	0.05	10.42	Average
5	0.214	46.74	-16.31	63.05	36.30	0.03	10.41	QP
6	0.214	39.74	-13.31	53.05	29.30	0.03	10.41	Average
7	0.247	46.89	-15.27	61.86	36.21	0.00	10.38	QP
8	0.247	37.89	-13.97	51.86	27.51	0.00	10.38	Average
9	0.518	43.03	-12.97	56.00	32.90	-0.07	10.20	QP
10	0.518	34.23	-11.77	46.00	24.10	-0.07	10.20	Average
11	0.552	40.33	-15.67	56.00	30.20	-0.07	10.20	QP
12	0.552	33.43	-12.57	46.00	23.30	-0.07	10.20	Average

Note:

- Level(dBμV) = Read Level(dBμV) + LISN Factor(dB) + Cable Loss(dB)
- Over Limit(dB) = Level(dBμV) – Limit Line(dBμV)



### Appendix C Radiated Spurious Emission Test Data

Mode	Band (MHz)	Modulation	Channel	Frequency	Data Rate	RU	Remark
Mode 1	2400-2483.5	802.11b	01	2412	1Mbps	-	-
Mode 2	2400-2483.5	802.11b	06	2437	1Mbps	-	-
Mode 3	2400-2483.5	802.11b	11	2462	1Mbps	-	-
Mode 4	2400-2483.5	802.11g	01	2412	6Mbps	-	-
Mode 5	2400-2483.5	802.11g	02	2417	6Mbps	-	-
Mode 6	2400-2483.5	802.11g	06	2437	6Mbps	-	-
Mode 7	2400-2483.5	802.11g	10	2457	6Mbps	-	-
Mode 8	2400-2483.5	802.11g	11	2462	6Mbps	-	-
Mode 9	2400-2483.5	802.11n HT20	01	2412	MCS0	-	-
Mode 10	2400-2483.5	802.11n HT20	02	2417	MCS0	-	-
Mode 11	2400-2483.5	802.11n HT20	06	2437	MCS0	-	-
Mode 12	2400-2483.5	802.11n HT20	10	2457	MCS0	-	-
Mode 13	2400-2483.5	802.11n HT20	11	2462	MCS0	-	-
Mode 14	2400-2483.5	802.11n HT20	02	2417	MCS0	-	LF



### Summary of each worse mode

Mode	Modulation	Ch.	Freq. (MHz)	Level (dBuV/m)	Limit (dBuV/m)	Margin (dB)	Pol.	Peak Avg.	Result	Remark
1	802.11b	01	2385.79	52.66	54.00	-1.34	H	AVERAGE	Pass	Band Edge
1	802.11b	01	4824.00	49.74	54.00	-4.26	H	Average	Pass	Harmonic
2	802.11b	06	-	-	-	-	-	-	-	Band Edge
2	802.11b	06	4874.00	50.82	54.00	-3.18	H	AVERAGE	Pass	Harmonic
3	802.11b	11	2487.82	49.93	54.00	-4.07	H	AVERAGE	Pass	Band Edge
3	802.11b	11	4924.50	50.76	54.00	-3.24	H	Average	Pass	Harmonic
4	802.11g	01	2389.95	51.96	54.00	-2.04	H	AVERAGE	Pass	Band Edge
4	802.11g	01	4824.00	46.42	74.00	-27.58	H	PEAK	Pass	Harmonic
5	802.11g	02	2389.95	52.57	54.00	-1.43	H	AVERAGE	Pass	Band Edge
5	802.11g	02	7251.00	39.34	54.00	-14.66	H	AVERAGE	Pass	Harmonic
6	802.11g	06	-	-	-	-	-	-	-	Band Edge

### Summary of each worse mode

Mode	Modulation	Ch.	Freq. (MHz)	Level (dBuV/m)	Limit (dBuV/m)	Margin (dB)	Pol.	Peak Avg.	Result	Remark
6	802.11g	06	4874.00	41.42	54.00	-12.58	H	AVERAGE	Pass	Harmonic
7	802.11g	10	2483.50	52.21	54.00	-1.79	H	AVERAGE	Pass	Band Edge
7	802.11g	10	4914.00	43.52	54.00	-10.48	H	AVERAGE	Pass	Harmonic
8	802.11g	11	2483.50	52.45	54.00	-1.55	H	AVERAGE	Pass	Band Edge
8	802.11g	11	7386.00	44.57	74.00	-29.43	V	PEAK	Pass	Harmonic
9	802.11n HT20	01	2389.95	52.27	54.00	-1.73	H	AVERAGE	Pass	Band Edge
9	802.11n HT20	01	4824.00	40.11	74.00	-33.89	V	PEAK	Pass	Harmonic
10	802.11n HT20	02	2389.95	52.68	54.00	-1.32	H	AVERAGE	Pass	Band Edge
10	802.11n HT20	02	4825.50	41.95	74.00	-32.05	H	PEAK	Pass	Harmonic
11	802.11n HT20	06	-	-	-	-	-	-	-	Band Edge
11	802.11n HT20	06	4874.00	38.89	54.00	-15.11	H	AVERAGE	Pass	Harmonic

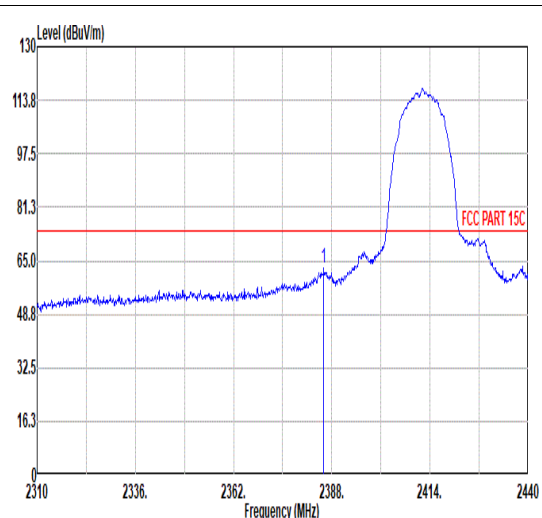
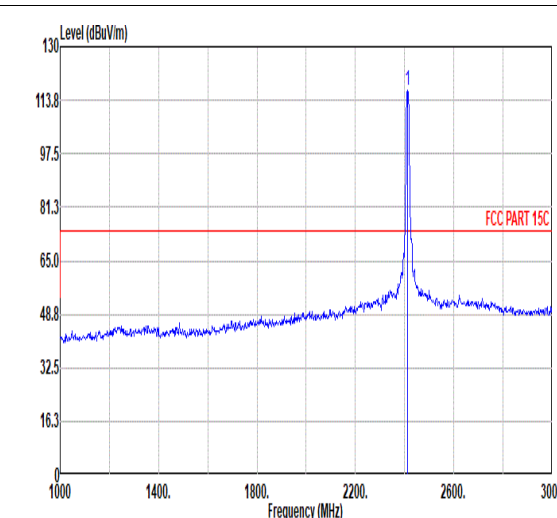
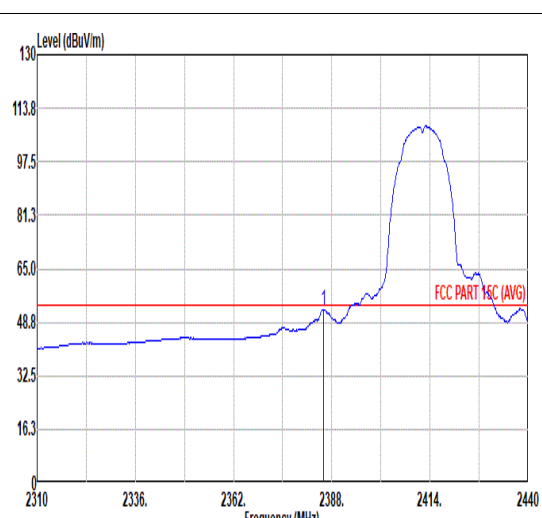
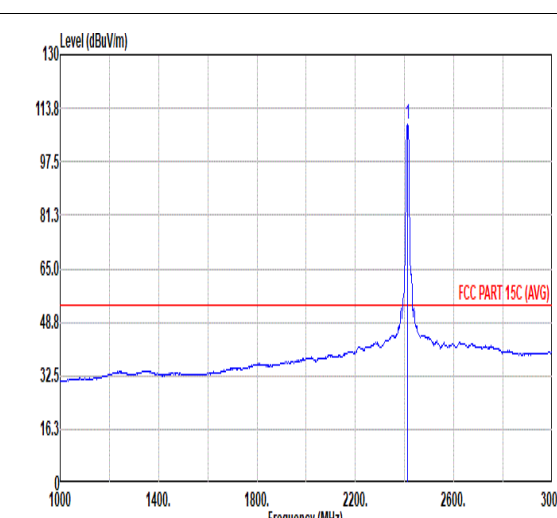


### Summary of each worse mode

Mode	Modulation	Ch.	Freq. (MHz)	Level (dBuV/m)	Limit (dBuV/m)	Margin (dB)	Pol.	Peak Avg.	Result	Remark
12	802.11n HT20	10	2483.50	52.54	54.00	-1.46	H	AVERAGE	Pass	Band Edge
12	802.11n HT20	10	7371.00	43.59	74.00	-30.41	H	PEAK	Pass	Harmonic
13	802.11n HT20	11	2483.50	52.51	54.00	-1.49	H	AVERAGE	Pass	Band Edge
13	802.11n HT20	11	7386.00	41.86	74.00	-32.14	H	PEAK	Pass	Harmonic
14	802.11n HT20	02	559.62	31.49	46.00	-14.51	V	PEAK	Pass	LF





Mode	1																																																																																	
	Band Edge																																																																																	
	2400-2483.5_802.11b_CH01_2412MHz																																																																																	
ANT	1																																																																																	
Pol.	Horizontal	Fundamental																																																																																
Peak	 <p>Level (dBuV/m)</p> <p>Frequency (MHz)</p> <p>FCC PART 15C</p> <table border="1"> <thead> <tr> <th>Limit</th> <th>Read</th> <th>Ant</th> <th>Cable</th> <th>Preamp</th> <th>Aux</th> <th>APos</th> <th>TPos</th> <th>Remark</th> </tr> <tr> <th>Freq</th> <th>Level</th> <th>Line Margin</th> <th>Level Factor</th> <th>Loss Factor</th> <th>Factor</th> <th></th> <th></th> <th></th> </tr> <tr> <th>MHz</th> <th>dBuV/m</th> <th>dBuV/m</th> <th>dB</th> <th>dBuV</th> <th>dB/m</th> <th>dB</th> <th>dB</th> <th>cm</th> <th>deg</th> </tr> </thead> <tbody> <tr> <td>1</td> <td>2385.92</td> <td>62.98</td> <td>74.00</td> <td>-11.02</td> <td>55.11</td> <td>31.69</td> <td>7.10</td> <td>36.92</td> <td>6.00</td> <td>129</td> <td>0 PEAK</td> </tr> </tbody> </table>	Limit	Read	Ant	Cable	Preamp	Aux	APos	TPos	Remark	Freq	Level	Line Margin	Level Factor	Loss Factor	Factor				MHz	dBuV/m	dBuV/m	dB	dBuV	dB/m	dB	dB	cm	deg	1	2385.92	62.98	74.00	-11.02	55.11	31.69	7.10	36.92	6.00	129	0 PEAK	 <p>Level (dBuV/m)</p> <p>Frequency (MHz)</p> <p>FCC PART 15C</p> <table border="1"> <thead> <tr> <th>Limit</th> <th>Read</th> <th>Ant</th> <th>Cable</th> <th>Preamp</th> <th>Aux</th> <th>APos</th> <th>TPos</th> <th>Remark</th> </tr> <tr> <th>Freq</th> <th>Level</th> <th>Line Margin</th> <th>Level Factor</th> <th>Loss Factor</th> <th>Factor</th> <th></th> <th></th> <th></th> </tr> <tr> <th>MHz</th> <th>dBuV/m</th> <th>dBuV/m</th> <th>dB</th> <th>dBuV</th> <th>dB/m</th> <th>dB</th> <th>dB</th> <th>cm</th> <th>deg</th> </tr> </thead> <tbody> <tr> <td>1</td> <td>2412.00</td> <td>116.95</td> <td>-----</td> <td>-----</td> <td>108.94</td> <td>31.80</td> <td>7.14</td> <td>36.93</td> <td>6.00</td> <td>129</td> <td>0 PEAK</td> </tr> </tbody> </table>	Limit	Read	Ant	Cable	Preamp	Aux	APos	TPos	Remark	Freq	Level	Line Margin	Level Factor	Loss Factor	Factor				MHz	dBuV/m	dBuV/m	dB	dBuV	dB/m	dB	dB	cm	deg	1	2412.00	116.95	-----	-----	108.94	31.80	7.14	36.93	6.00	129	0 PEAK
	Limit	Read	Ant	Cable	Preamp	Aux	APos	TPos	Remark																																																																									
Freq	Level	Line Margin	Level Factor	Loss Factor	Factor																																																																													
MHz	dBuV/m	dBuV/m	dB	dBuV	dB/m	dB	dB	cm	deg																																																																									
1	2385.92	62.98	74.00	-11.02	55.11	31.69	7.10	36.92	6.00	129	0 PEAK																																																																							
Limit	Read	Ant	Cable	Preamp	Aux	APos	TPos	Remark																																																																										
Freq	Level	Line Margin	Level Factor	Loss Factor	Factor																																																																													
MHz	dBuV/m	dBuV/m	dB	dBuV	dB/m	dB	dB	cm	deg																																																																									
1	2412.00	116.95	-----	-----	108.94	31.80	7.14	36.93	6.00	129	0 PEAK																																																																							
Avg	 <p>Level (dBuV/m)</p> <p>Frequency (MHz)</p> <p>FCC PART 15C (AVG)</p> <table border="1"> <thead> <tr> <th>Limit</th> <th>Read</th> <th>Ant</th> <th>Cable</th> <th>Preamp</th> <th>Aux</th> <th>APos</th> <th>TPos</th> <th>Remark</th> </tr> <tr> <th>Freq</th> <th>Level</th> <th>Line Margin</th> <th>Level Factor</th> <th>Loss Factor</th> <th>Factor</th> <th></th> <th></th> <th></th> </tr> <tr> <th>MHz</th> <th>dBuV/m</th> <th>dBuV/m</th> <th>dB</th> <th>dBuV</th> <th>dB/m</th> <th>dB</th> <th>dB</th> <th>cm</th> <th>deg</th> </tr> </thead> <tbody> <tr> <td>1</td> <td>2385.79</td> <td>52.66</td> <td>54.00</td> <td>-1.34</td> <td>44.79</td> <td>31.69</td> <td>7.10</td> <td>36.92</td> <td>6.00</td> <td>129</td> <td>0 AVERAGE</td> </tr> </tbody> </table>	Limit	Read	Ant	Cable	Preamp	Aux	APos	TPos	Remark	Freq	Level	Line Margin	Level Factor	Loss Factor	Factor				MHz	dBuV/m	dBuV/m	dB	dBuV	dB/m	dB	dB	cm	deg	1	2385.79	52.66	54.00	-1.34	44.79	31.69	7.10	36.92	6.00	129	0 AVERAGE	 <p>Level (dBuV/m)</p> <p>Frequency (MHz)</p> <p>FCC PART 15C (AVG)</p> <table border="1"> <thead> <tr> <th>Limit</th> <th>Read</th> <th>Ant</th> <th>Cable</th> <th>Preamp</th> <th>Aux</th> <th>APos</th> <th>TPos</th> <th>Remark</th> </tr> <tr> <th>Freq</th> <th>Level</th> <th>Line Margin</th> <th>Level Factor</th> <th>Loss Factor</th> <th>Factor</th> <th></th> <th></th> <th></th> </tr> <tr> <th>MHz</th> <th>dBuV/m</th> <th>dBuV/m</th> <th>dB</th> <th>dBuV</th> <th>dB/m</th> <th>dB</th> <th>dB</th> <th>cm</th> <th>deg</th> </tr> </thead> <tbody> <tr> <td>1</td> <td>2412.00</td> <td>108.78</td> <td>-----</td> <td>-----</td> <td>100.77</td> <td>31.80</td> <td>7.14</td> <td>36.93</td> <td>6.00</td> <td>129</td> <td>0 AVERAGE</td> </tr> </tbody> </table>	Limit	Read	Ant	Cable	Preamp	Aux	APos	TPos	Remark	Freq	Level	Line Margin	Level Factor	Loss Factor	Factor				MHz	dBuV/m	dBuV/m	dB	dBuV	dB/m	dB	dB	cm	deg	1	2412.00	108.78	-----	-----	100.77	31.80	7.14	36.93	6.00	129	0 AVERAGE
Limit	Read	Ant	Cable	Preamp	Aux	APos	TPos	Remark																																																																										
Freq	Level	Line Margin	Level Factor	Loss Factor	Factor																																																																													
MHz	dBuV/m	dBuV/m	dB	dBuV	dB/m	dB	dB	cm	deg																																																																									
1	2385.79	52.66	54.00	-1.34	44.79	31.69	7.10	36.92	6.00	129	0 AVERAGE																																																																							
Limit	Read	Ant	Cable	Preamp	Aux	APos	TPos	Remark																																																																										
Freq	Level	Line Margin	Level Factor	Loss Factor	Factor																																																																													
MHz	dBuV/m	dBuV/m	dB	dBuV	dB/m	dB	dB	cm	deg																																																																									
1	2412.00	108.78	-----	-----	100.77	31.80	7.14	36.93	6.00	129	0 AVERAGE																																																																							



Mode	1																																																																																	
	Band Edge																																																																																	
	2400-2483.5_802.11b_CH01_2412MHz																																																																																	
ANT	1																																																																																	
Pol.	Vertical	Fundamental																																																																																
Peak	<table border="1"> <thead> <tr> <th>Limit</th> <th>Read</th> <th>Ant</th> <th>Cable</th> <th>Preamp</th> <th>Aux</th> <th>APos</th> <th>TPos</th> <th>Remark</th> </tr> <tr> <th>Freq</th> <th>Level</th> <th>Line</th> <th>Margin</th> <th>Level</th> <th>Factor</th> <th>Loss</th> <th>Factor</th> <th>Factor</th> </tr> <tr> <th>MHz</th> <th>dBuV/m</th> <th>dBuV/m</th> <th>dB</th> <th>dBuV</th> <th>dB/m</th> <th>dB</th> <th>dB</th> <th>dB</th> </tr> </thead> <tbody> <tr> <td>1</td> <td>2387.61</td> <td>53.27</td> <td>74.00</td> <td>-20.73</td> <td>45.39</td> <td>31.70</td> <td>7.10</td> <td>36.92</td> <td>6.00</td> <td>292</td> <td>253</td> <td>PEAK</td> </tr> </tbody> </table>	Limit	Read	Ant	Cable	Preamp	Aux	APos	TPos	Remark	Freq	Level	Line	Margin	Level	Factor	Loss	Factor	Factor	MHz	dBuV/m	dBuV/m	dB	dBuV	dB/m	dB	dB	dB	1	2387.61	53.27	74.00	-20.73	45.39	31.70	7.10	36.92	6.00	292	253	PEAK	<table border="1"> <thead> <tr> <th>Limit</th> <th>Read</th> <th>Ant</th> <th>Cable</th> <th>Preamp</th> <th>Aux</th> <th>APos</th> <th>TPos</th> <th>Remark</th> </tr> <tr> <th>Freq</th> <th>Level</th> <th>Line</th> <th>Margin</th> <th>Level</th> <th>Factor</th> <th>Loss</th> <th>Factor</th> <th>Factor</th> </tr> <tr> <th>MHz</th> <th>dBuV/m</th> <th>dBuV/m</th> <th>dB</th> <th>dBuV</th> <th>dB/m</th> <th>dB</th> <th>dB</th> <th>dB</th> </tr> </thead> <tbody> <tr> <td>1</td> <td>2412.00</td> <td>111.71</td> <td>-----</td> <td>-----</td> <td>103.70</td> <td>31.80</td> <td>7.14</td> <td>36.93</td> <td>6.00</td> <td>292</td> <td>253</td> <td>PEAK</td> </tr> </tbody> </table>	Limit	Read	Ant	Cable	Preamp	Aux	APos	TPos	Remark	Freq	Level	Line	Margin	Level	Factor	Loss	Factor	Factor	MHz	dBuV/m	dBuV/m	dB	dBuV	dB/m	dB	dB	dB	1	2412.00	111.71	-----	-----	103.70	31.80	7.14	36.93	6.00	292	253	PEAK
	Limit	Read	Ant	Cable	Preamp	Aux	APos	TPos	Remark																																																																									
Freq	Level	Line	Margin	Level	Factor	Loss	Factor	Factor																																																																										
MHz	dBuV/m	dBuV/m	dB	dBuV	dB/m	dB	dB	dB																																																																										
1	2387.61	53.27	74.00	-20.73	45.39	31.70	7.10	36.92	6.00	292	253	PEAK																																																																						
Limit	Read	Ant	Cable	Preamp	Aux	APos	TPos	Remark																																																																										
Freq	Level	Line	Margin	Level	Factor	Loss	Factor	Factor																																																																										
MHz	dBuV/m	dBuV/m	dB	dBuV	dB/m	dB	dB	dB																																																																										
1	2412.00	111.71	-----	-----	103.70	31.80	7.14	36.93	6.00	292	253	PEAK																																																																						
Avg	<table border="1"> <thead> <tr> <th>Limit</th> <th>Read</th> <th>Ant</th> <th>Cable</th> <th>Preamp</th> <th>Aux</th> <th>APos</th> <th>TPos</th> <th>Remark</th> </tr> <tr> <th>Freq</th> <th>Level</th> <th>Line</th> <th>Margin</th> <th>Level</th> <th>Factor</th> <th>Loss</th> <th>Factor</th> <th>Factor</th> </tr> <tr> <th>MHz</th> <th>dBuV/m</th> <th>dBuV/m</th> <th>dB</th> <th>dBuV</th> <th>dB/m</th> <th>dB</th> <th>dB</th> <th>dB</th> </tr> </thead> <tbody> <tr> <td>1</td> <td>2386.05</td> <td>43.46</td> <td>54.00</td> <td>-10.54</td> <td>35.59</td> <td>31.69</td> <td>7.10</td> <td>36.92</td> <td>6.00</td> <td>292</td> <td>253</td> <td>AVERAGE</td> </tr> </tbody> </table>	Limit	Read	Ant	Cable	Preamp	Aux	APos	TPos	Remark	Freq	Level	Line	Margin	Level	Factor	Loss	Factor	Factor	MHz	dBuV/m	dBuV/m	dB	dBuV	dB/m	dB	dB	dB	1	2386.05	43.46	54.00	-10.54	35.59	31.69	7.10	36.92	6.00	292	253	AVERAGE	<table border="1"> <thead> <tr> <th>Limit</th> <th>Read</th> <th>Ant</th> <th>Cable</th> <th>Preamp</th> <th>Aux</th> <th>APos</th> <th>TPos</th> <th>Remark</th> </tr> <tr> <th>Freq</th> <th>Level</th> <th>Line</th> <th>Margin</th> <th>Level</th> <th>Factor</th> <th>Loss</th> <th>Factor</th> <th>Factor</th> </tr> <tr> <th>MHz</th> <th>dBuV/m</th> <th>dBuV/m</th> <th>dB</th> <th>dBuV</th> <th>dB/m</th> <th>dB</th> <th>dB</th> <th>dB</th> </tr> </thead> <tbody> <tr> <td>1</td> <td>2412.00</td> <td>103.06</td> <td>-----</td> <td>-----</td> <td>95.05</td> <td>31.80</td> <td>7.14</td> <td>36.93</td> <td>6.00</td> <td>292</td> <td>253</td> <td>AVERAGE</td> </tr> </tbody> </table>	Limit	Read	Ant	Cable	Preamp	Aux	APos	TPos	Remark	Freq	Level	Line	Margin	Level	Factor	Loss	Factor	Factor	MHz	dBuV/m	dBuV/m	dB	dBuV	dB/m	dB	dB	dB	1	2412.00	103.06	-----	-----	95.05	31.80	7.14	36.93	6.00	292	253	AVERAGE
Limit	Read	Ant	Cable	Preamp	Aux	APos	TPos	Remark																																																																										
Freq	Level	Line	Margin	Level	Factor	Loss	Factor	Factor																																																																										
MHz	dBuV/m	dBuV/m	dB	dBuV	dB/m	dB	dB	dB																																																																										
1	2386.05	43.46	54.00	-10.54	35.59	31.69	7.10	36.92	6.00	292	253	AVERAGE																																																																						
Limit	Read	Ant	Cable	Preamp	Aux	APos	TPos	Remark																																																																										
Freq	Level	Line	Margin	Level	Factor	Loss	Factor	Factor																																																																										
MHz	dBuV/m	dBuV/m	dB	dBuV	dB/m	dB	dB	dB																																																																										
1	2412.00	103.06	-----	-----	95.05	31.80	7.14	36.93	6.00	292	253	AVERAGE																																																																						



Mode	1																																																																																																														
	Harmonic																																																																																																														
	2400-2483.5_802.11b_CH01_2412MHz																																																																																																														
ANT	1																																																																																																														
Pol.	Horizontal	Vertical																																																																																																													
Peak Avg	<table border="1"> <thead> <tr> <th>Limit</th> <th>Read</th> <th>Ant</th> <th>Cable</th> <th>Preamp</th> <th>Aux</th> <th>APos</th> <th>TPos</th> <th>Remark</th> </tr> <tr> <th>Freq</th> <th>Level</th> <th>Line</th> <th>Margin</th> <th>Level</th> <th>Factor</th> <th>Loss</th> <th>Factor</th> <th>Factor</th> </tr> <tr> <th>MHz</th> <th>dBuV/m</th> <th>dBuV/m</th> <th>dB</th> <th>dBuV</th> <th>dB/m</th> <th>dB</th> <th>dB</th> <th>cm</th> <th>deg</th> </tr> </thead> <tbody> <tr> <td>1</td> <td>4824.00</td> <td>54.80</td> <td>74.00</td> <td>-19.20</td> <td>76.02</td> <td>33.00</td> <td>10.23</td> <td>65.25</td> <td>0.00</td> <td>122</td> <td>353</td> <td>Peak</td> </tr> <tr> <td>2</td> <td>4824.00</td> <td>49.74</td> <td>54.00</td> <td>-4.26</td> <td>70.96</td> <td>33.00</td> <td>10.23</td> <td>65.25</td> <td>0.00</td> <td>122</td> <td>353</td> <td>Average</td> </tr> </tbody> </table>	Limit	Read	Ant	Cable	Preamp	Aux	APos	TPos	Remark	Freq	Level	Line	Margin	Level	Factor	Loss	Factor	Factor	MHz	dBuV/m	dBuV/m	dB	dBuV	dB/m	dB	dB	cm	deg	1	4824.00	54.80	74.00	-19.20	76.02	33.00	10.23	65.25	0.00	122	353	Peak	2	4824.00	49.74	54.00	-4.26	70.96	33.00	10.23	65.25	0.00	122	353	Average	<table border="1"> <thead> <tr> <th>Limit</th> <th>Read</th> <th>Ant</th> <th>Cable</th> <th>Preamp</th> <th>Aux</th> <th>APos</th> <th>TPos</th> <th>Remark</th> </tr> <tr> <th>Freq</th> <th>Level</th> <th>Line</th> <th>Margin</th> <th>Level</th> <th>Factor</th> <th>Loss</th> <th>Factor</th> <th>Factor</th> </tr> <tr> <th>MHz</th> <th>dBuV/m</th> <th>dBuV/m</th> <th>dB</th> <th>dBuV</th> <th>dB/m</th> <th>dB</th> <th>dB</th> <th>dB</th> <th>cm</th> <th>deg</th> </tr> </thead> <tbody> <tr> <td>1</td> <td>4824.00</td> <td>52.77</td> <td>74.00</td> <td>-21.23</td> <td>73.99</td> <td>33.80</td> <td>10.23</td> <td>65.25</td> <td>0.00</td> <td>345</td> <td>167</td> <td>Peak</td> </tr> <tr> <td>2</td> <td>4824.00</td> <td>48.72</td> <td>54.00</td> <td>-5.28</td> <td>69.94</td> <td>33.80</td> <td>10.23</td> <td>65.25</td> <td>0.00</td> <td>345</td> <td>167</td> <td>Average</td> </tr> </tbody> </table>	Limit	Read	Ant	Cable	Preamp	Aux	APos	TPos	Remark	Freq	Level	Line	Margin	Level	Factor	Loss	Factor	Factor	MHz	dBuV/m	dBuV/m	dB	dBuV	dB/m	dB	dB	dB	cm	deg	1	4824.00	52.77	74.00	-21.23	73.99	33.80	10.23	65.25	0.00	345	167	Peak	2	4824.00	48.72	54.00	-5.28	69.94	33.80	10.23	65.25	0.00	345	167	Average
Limit	Read	Ant	Cable	Preamp	Aux	APos	TPos	Remark																																																																																																							
Freq	Level	Line	Margin	Level	Factor	Loss	Factor	Factor																																																																																																							
MHz	dBuV/m	dBuV/m	dB	dBuV	dB/m	dB	dB	cm	deg																																																																																																						
1	4824.00	54.80	74.00	-19.20	76.02	33.00	10.23	65.25	0.00	122	353	Peak																																																																																																			
2	4824.00	49.74	54.00	-4.26	70.96	33.00	10.23	65.25	0.00	122	353	Average																																																																																																			
Limit	Read	Ant	Cable	Preamp	Aux	APos	TPos	Remark																																																																																																							
Freq	Level	Line	Margin	Level	Factor	Loss	Factor	Factor																																																																																																							
MHz	dBuV/m	dBuV/m	dB	dBuV	dB/m	dB	dB	dB	cm	deg																																																																																																					
1	4824.00	52.77	74.00	-21.23	73.99	33.80	10.23	65.25	0.00	345	167	Peak																																																																																																			
2	4824.00	48.72	54.00	-5.28	69.94	33.80	10.23	65.25	0.00	345	167	Average																																																																																																			



Mode	2																																																																																																																																							
	Harmonic																																																																																																																																							
	2400-2483.5_802.11b_CH06_2437MHz																																																																																																																																							
ANT	1																																																																																																																																							
Pol.	Horizontal	Vertical																																																																																																																																						
Peak Avg	<table border="1"> <thead> <tr> <th>Limit</th> <th>Read</th> <th>Ant</th> <th>Cable</th> <th>Preamp</th> <th>Aux</th> <th>APos</th> <th>TPos</th> <th>Remark</th> </tr> <tr> <th>Freq</th> <th>Level</th> <th>Line</th> <th>Margin</th> <th>Level</th> <th>Factor</th> <th>Loss</th> <th>Factor</th> <th>Factor</th> </tr> <tr> <th>MHz</th> <th>dBuV/m</th> <th>dBuV/m</th> <th>dB</th> <th>dBuV</th> <th>dB/m</th> <th>dB</th> <th>dB</th> <th>cm</th> <th>deg</th> </tr> </thead> <tbody> <tr> <td>1</td> <td>4874.00</td> <td>54.12</td> <td>74.00</td> <td>-19.88</td> <td>75.30</td> <td>33.00</td> <td>10.29</td> <td>65.27</td> <td>0.00</td> <td>365</td> <td>355</td> <td>PEAK</td> </tr> <tr> <td>2</td> <td>4874.00</td> <td>50.82</td> <td>54.00</td> <td>-3.18</td> <td>72.00</td> <td>33.00</td> <td>10.29</td> <td>65.27</td> <td>0.00</td> <td>365</td> <td>355</td> <td>AVERAGE</td> </tr> <tr> <td>3</td> <td>7311.00</td> <td>41.21</td> <td>74.00</td> <td>-32.79</td> <td>59.44</td> <td>35.50</td> <td>12.72</td> <td>66.45</td> <td>0.00</td> <td>---</td> <td>---</td> <td>PEAK</td> </tr> </tbody> </table>	Limit	Read	Ant	Cable	Preamp	Aux	APos	TPos	Remark	Freq	Level	Line	Margin	Level	Factor	Loss	Factor	Factor	MHz	dBuV/m	dBuV/m	dB	dBuV	dB/m	dB	dB	cm	deg	1	4874.00	54.12	74.00	-19.88	75.30	33.00	10.29	65.27	0.00	365	355	PEAK	2	4874.00	50.82	54.00	-3.18	72.00	33.00	10.29	65.27	0.00	365	355	AVERAGE	3	7311.00	41.21	74.00	-32.79	59.44	35.50	12.72	66.45	0.00	---	---	PEAK	<table border="1"> <thead> <tr> <th>Limit</th> <th>Read</th> <th>Ant</th> <th>Cable</th> <th>Preamp</th> <th>Aux</th> <th>APos</th> <th>TPos</th> <th>Remark</th> </tr> <tr> <th>Freq</th> <th>Level</th> <th>Line</th> <th>Margin</th> <th>Level</th> <th>Factor</th> <th>Loss</th> <th>Factor</th> <th>Factor</th> </tr> <tr> <th>MHz</th> <th>dBuV/m</th> <th>dBuV/m</th> <th>dB</th> <th>dBuV</th> <th>dB/m</th> <th>dB</th> <th>dB</th> <th>cm</th> <th>deg</th> </tr> </thead> <tbody> <tr> <td>1</td> <td>4875.00</td> <td>53.96</td> <td>74.00</td> <td>-20.04</td> <td>75.14</td> <td>33.00</td> <td>10.29</td> <td>65.27</td> <td>0.00</td> <td>380</td> <td>166</td> <td>Peak</td> </tr> <tr> <td>2</td> <td>4875.00</td> <td>49.82</td> <td>54.00</td> <td>-4.18</td> <td>71.00</td> <td>33.00</td> <td>10.29</td> <td>65.27</td> <td>0.00</td> <td>380</td> <td>166</td> <td>Average</td> </tr> <tr> <td>3</td> <td>7311.00</td> <td>43.61</td> <td>74.00</td> <td>-30.39</td> <td>61.84</td> <td>35.50</td> <td>12.72</td> <td>66.45</td> <td>0.00</td> <td>---</td> <td>---</td> <td>Peak</td> </tr> </tbody> </table>	Limit	Read	Ant	Cable	Preamp	Aux	APos	TPos	Remark	Freq	Level	Line	Margin	Level	Factor	Loss	Factor	Factor	MHz	dBuV/m	dBuV/m	dB	dBuV	dB/m	dB	dB	cm	deg	1	4875.00	53.96	74.00	-20.04	75.14	33.00	10.29	65.27	0.00	380	166	Peak	2	4875.00	49.82	54.00	-4.18	71.00	33.00	10.29	65.27	0.00	380	166	Average	3	7311.00	43.61	74.00	-30.39	61.84	35.50	12.72	66.45	0.00	---	---	Peak
Limit	Read	Ant	Cable	Preamp	Aux	APos	TPos	Remark																																																																																																																																
Freq	Level	Line	Margin	Level	Factor	Loss	Factor	Factor																																																																																																																																
MHz	dBuV/m	dBuV/m	dB	dBuV	dB/m	dB	dB	cm	deg																																																																																																																															
1	4874.00	54.12	74.00	-19.88	75.30	33.00	10.29	65.27	0.00	365	355	PEAK																																																																																																																												
2	4874.00	50.82	54.00	-3.18	72.00	33.00	10.29	65.27	0.00	365	355	AVERAGE																																																																																																																												
3	7311.00	41.21	74.00	-32.79	59.44	35.50	12.72	66.45	0.00	---	---	PEAK																																																																																																																												
Limit	Read	Ant	Cable	Preamp	Aux	APos	TPos	Remark																																																																																																																																
Freq	Level	Line	Margin	Level	Factor	Loss	Factor	Factor																																																																																																																																
MHz	dBuV/m	dBuV/m	dB	dBuV	dB/m	dB	dB	cm	deg																																																																																																																															
1	4875.00	53.96	74.00	-20.04	75.14	33.00	10.29	65.27	0.00	380	166	Peak																																																																																																																												
2	4875.00	49.82	54.00	-4.18	71.00	33.00	10.29	65.27	0.00	380	166	Average																																																																																																																												
3	7311.00	43.61	74.00	-30.39	61.84	35.50	12.72	66.45	0.00	---	---	Peak																																																																																																																												



Mode	3																																																																																									
	Band Edge																																																																																									
	2400-2483.5_802.11b_CH11_2462MHz																																																																																									
ANT	1																																																																																									
Pol.	Horizontal	Fundamental																																																																																								
Peak	<table border="1"> <thead> <tr> <th>Limit</th> <th>Read</th> <th>Ant</th> <th>Cable</th> <th>Preamp</th> <th>Aux</th> <th>APos</th> <th>TPos</th> <th>Remark</th> </tr> <tr> <th>Freq</th> <th>Level</th> <th>Line</th> <th>Margin</th> <th>Level</th> <th>Factor</th> <th>Loss</th> <th>Factor</th> <th>Factor</th> <th>cm</th> <th>deg</th> </tr> <tr> <th>MHz</th> <th>dBuV/m</th> <th>dBuV/m</th> <th>dB</th> <th>dBuV</th> <th>dB/m</th> <th>dB</th> <th>dB</th> <th>dB</th> <th>cm</th> <th>deg</th> </tr> </thead> <tbody> <tr> <td>1</td> <td>2489.08</td> <td>59.82</td> <td>74.00</td> <td>-14.18</td> <td>51.55</td> <td>31.96</td> <td>7.27</td> <td>36.96</td> <td>6.00</td> <td>255</td> <td>360</td> <td>PEAK</td> </tr> </tbody> </table>	Limit	Read	Ant	Cable	Preamp	Aux	APos	TPos	Remark	Freq	Level	Line	Margin	Level	Factor	Loss	Factor	Factor	cm	deg	MHz	dBuV/m	dBuV/m	dB	dBuV	dB/m	dB	dB	dB	cm	deg	1	2489.08	59.82	74.00	-14.18	51.55	31.96	7.27	36.96	6.00	255	360	PEAK	<table border="1"> <thead> <tr> <th>Limit</th> <th>Read</th> <th>Ant</th> <th>Cable</th> <th>Preamp</th> <th>Aux</th> <th>APos</th> <th>TPos</th> <th>Remark</th> </tr> <tr> <th>Freq</th> <th>Level</th> <th>Line</th> <th>Margin</th> <th>Level</th> <th>Factor</th> <th>Loss</th> <th>Factor</th> <th>Factor</th> <th>cm</th> <th>deg</th> </tr> <tr> <th>MHz</th> <th>dBuV/m</th> <th>dBuV/m</th> <th>dB</th> <th>dBuV</th> <th>dB/m</th> <th>dB</th> <th>dB</th> <th>dB</th> <th>cm</th> <th>deg</th> </tr> </thead> <tbody> <tr> <td>1</td> <td>2462.00</td> <td>116.06</td> <td>-----</td> <td>-----</td> <td>107.94</td> <td>31.85</td> <td>7.22</td> <td>36.95</td> <td>6.00</td> <td>255</td> <td>360</td> <td>PEAK</td> </tr> </tbody> </table>	Limit	Read	Ant	Cable	Preamp	Aux	APos	TPos	Remark	Freq	Level	Line	Margin	Level	Factor	Loss	Factor	Factor	cm	deg	MHz	dBuV/m	dBuV/m	dB	dBuV	dB/m	dB	dB	dB	cm	deg	1	2462.00	116.06	-----	-----	107.94	31.85	7.22	36.95	6.00	255	360	PEAK
	Limit	Read	Ant	Cable	Preamp	Aux	APos	TPos	Remark																																																																																	
Freq	Level	Line	Margin	Level	Factor	Loss	Factor	Factor	cm	deg																																																																																
MHz	dBuV/m	dBuV/m	dB	dBuV	dB/m	dB	dB	dB	cm	deg																																																																																
1	2489.08	59.82	74.00	-14.18	51.55	31.96	7.27	36.96	6.00	255	360	PEAK																																																																														
Limit	Read	Ant	Cable	Preamp	Aux	APos	TPos	Remark																																																																																		
Freq	Level	Line	Margin	Level	Factor	Loss	Factor	Factor	cm	deg																																																																																
MHz	dBuV/m	dBuV/m	dB	dBuV	dB/m	dB	dB	dB	cm	deg																																																																																
1	2462.00	116.06	-----	-----	107.94	31.85	7.22	36.95	6.00	255	360	PEAK																																																																														
Avg	<table border="1"> <thead> <tr> <th>Limit</th> <th>Read</th> <th>Ant</th> <th>Cable</th> <th>Preamp</th> <th>Aux</th> <th>APos</th> <th>TPos</th> <th>Remark</th> </tr> <tr> <th>Freq</th> <th>Level</th> <th>Line</th> <th>Margin</th> <th>Level</th> <th>Factor</th> <th>Loss</th> <th>Factor</th> <th>Factor</th> <th>cm</th> <th>deg</th> </tr> <tr> <th>MHz</th> <th>dBuV/m</th> <th>dBuV/m</th> <th>dB</th> <th>dBuV</th> <th>dB/m</th> <th>dB</th> <th>dB</th> <th>dB</th> <th>cm</th> <th>deg</th> </tr> </thead> <tbody> <tr> <td>1</td> <td>2487.82</td> <td>49.93</td> <td>54.00</td> <td>-4.07</td> <td>41.68</td> <td>31.95</td> <td>7.26</td> <td>36.96</td> <td>6.00</td> <td>255</td> <td>360</td> <td>AVERAGE</td> </tr> </tbody> </table>	Limit	Read	Ant	Cable	Preamp	Aux	APos	TPos	Remark	Freq	Level	Line	Margin	Level	Factor	Loss	Factor	Factor	cm	deg	MHz	dBuV/m	dBuV/m	dB	dBuV	dB/m	dB	dB	dB	cm	deg	1	2487.82	49.93	54.00	-4.07	41.68	31.95	7.26	36.96	6.00	255	360	AVERAGE	<table border="1"> <thead> <tr> <th>Limit</th> <th>Read</th> <th>Ant</th> <th>Cable</th> <th>Preamp</th> <th>Aux</th> <th>APos</th> <th>TPos</th> <th>Remark</th> </tr> <tr> <th>Freq</th> <th>Level</th> <th>Line</th> <th>Margin</th> <th>Level</th> <th>Factor</th> <th>Loss</th> <th>Factor</th> <th>Factor</th> <th>cm</th> <th>deg</th> </tr> <tr> <th>MHz</th> <th>dBuV/m</th> <th>dBuV/m</th> <th>dB</th> <th>dBuV</th> <th>dB/m</th> <th>dB</th> <th>dB</th> <th>dB</th> <th>cm</th> <th>deg</th> </tr> </thead> <tbody> <tr> <td>1</td> <td>2462.00</td> <td>107.14</td> <td>-----</td> <td>-----</td> <td>99.02</td> <td>31.85</td> <td>7.22</td> <td>36.95</td> <td>6.00</td> <td>255</td> <td>360</td> <td>AVERAGE</td> </tr> </tbody> </table>	Limit	Read	Ant	Cable	Preamp	Aux	APos	TPos	Remark	Freq	Level	Line	Margin	Level	Factor	Loss	Factor	Factor	cm	deg	MHz	dBuV/m	dBuV/m	dB	dBuV	dB/m	dB	dB	dB	cm	deg	1	2462.00	107.14	-----	-----	99.02	31.85	7.22	36.95	6.00	255	360	AVERAGE
Limit	Read	Ant	Cable	Preamp	Aux	APos	TPos	Remark																																																																																		
Freq	Level	Line	Margin	Level	Factor	Loss	Factor	Factor	cm	deg																																																																																
MHz	dBuV/m	dBuV/m	dB	dBuV	dB/m	dB	dB	dB	cm	deg																																																																																
1	2487.82	49.93	54.00	-4.07	41.68	31.95	7.26	36.96	6.00	255	360	AVERAGE																																																																														
Limit	Read	Ant	Cable	Preamp	Aux	APos	TPos	Remark																																																																																		
Freq	Level	Line	Margin	Level	Factor	Loss	Factor	Factor	cm	deg																																																																																
MHz	dBuV/m	dBuV/m	dB	dBuV	dB/m	dB	dB	dB	cm	deg																																																																																
1	2462.00	107.14	-----	-----	99.02	31.85	7.22	36.95	6.00	255	360	AVERAGE																																																																														



Mode	3																																																																																	
	Band Edge																																																																																	
	2400-2483.5_802.11b_CH11_2462MHz																																																																																	
ANT	1																																																																																	
Pol.	Vertical	Fundamental																																																																																
Peak	<table border="1"> <thead> <tr> <th>Limit</th> <th>Read</th> <th>Ant</th> <th>Cable</th> <th>Preamp</th> <th>Aux</th> <th>APos</th> <th>TPos</th> <th>Remark</th> </tr> <tr> <th>Freq</th> <th>Level</th> <th>Line</th> <th>Margin</th> <th>Level</th> <th>Factor</th> <th>Loss</th> <th>Factor</th> <th>Factor</th> </tr> <tr> <th>MHz</th> <th>dBuV/m</th> <th>dBuV/m</th> <th>dB</th> <th>dBuV</th> <th>dB/m</th> <th>dB</th> <th>dB</th> <th>dB</th> </tr> </thead> <tbody> <tr> <td>1</td> <td>2488.36</td> <td>54.36</td> <td>74.00</td> <td>-19.64</td> <td>46.11</td> <td>31.95</td> <td>7.26</td> <td>36.96</td> <td>6.00</td> <td>318</td> <td>259</td> <td>PEAK</td> </tr> </tbody> </table>	Limit	Read	Ant	Cable	Preamp	Aux	APos	TPos	Remark	Freq	Level	Line	Margin	Level	Factor	Loss	Factor	Factor	MHz	dBuV/m	dBuV/m	dB	dBuV	dB/m	dB	dB	dB	1	2488.36	54.36	74.00	-19.64	46.11	31.95	7.26	36.96	6.00	318	259	PEAK	<table border="1"> <thead> <tr> <th>Limit</th> <th>Read</th> <th>Ant</th> <th>Cable</th> <th>Preamp</th> <th>Aux</th> <th>APos</th> <th>TPos</th> <th>Remark</th> </tr> <tr> <th>Freq</th> <th>Level</th> <th>Line</th> <th>Margin</th> <th>Level</th> <th>Factor</th> <th>Loss</th> <th>Factor</th> <th>Factor</th> </tr> <tr> <th>MHz</th> <th>dBuV/m</th> <th>dBuV/m</th> <th>dB</th> <th>dBuV</th> <th>dB/m</th> <th>dB</th> <th>dB</th> <th>dB</th> </tr> </thead> <tbody> <tr> <td>1</td> <td>2462.00</td> <td>108.74</td> <td>-----</td> <td>-----</td> <td>100.62</td> <td>31.85</td> <td>7.22</td> <td>36.95</td> <td>6.00</td> <td>318</td> <td>259</td> <td>PEAK</td> </tr> </tbody> </table>	Limit	Read	Ant	Cable	Preamp	Aux	APos	TPos	Remark	Freq	Level	Line	Margin	Level	Factor	Loss	Factor	Factor	MHz	dBuV/m	dBuV/m	dB	dBuV	dB/m	dB	dB	dB	1	2462.00	108.74	-----	-----	100.62	31.85	7.22	36.95	6.00	318	259	PEAK
	Limit	Read	Ant	Cable	Preamp	Aux	APos	TPos	Remark																																																																									
Freq	Level	Line	Margin	Level	Factor	Loss	Factor	Factor																																																																										
MHz	dBuV/m	dBuV/m	dB	dBuV	dB/m	dB	dB	dB																																																																										
1	2488.36	54.36	74.00	-19.64	46.11	31.95	7.26	36.96	6.00	318	259	PEAK																																																																						
Limit	Read	Ant	Cable	Preamp	Aux	APos	TPos	Remark																																																																										
Freq	Level	Line	Margin	Level	Factor	Loss	Factor	Factor																																																																										
MHz	dBuV/m	dBuV/m	dB	dBuV	dB/m	dB	dB	dB																																																																										
1	2462.00	108.74	-----	-----	100.62	31.85	7.22	36.95	6.00	318	259	PEAK																																																																						
Avg	<table border="1"> <thead> <tr> <th>Limit</th> <th>Read</th> <th>Ant</th> <th>Cable</th> <th>Preamp</th> <th>Aux</th> <th>APos</th> <th>TPos</th> <th>Remark</th> </tr> <tr> <th>Freq</th> <th>Level</th> <th>Line</th> <th>Margin</th> <th>Level</th> <th>Factor</th> <th>Loss</th> <th>Factor</th> <th>Factor</th> </tr> <tr> <th>MHz</th> <th>dBuV/m</th> <th>dBuV/m</th> <th>dB</th> <th>dBuV</th> <th>dB/m</th> <th>dB</th> <th>dB</th> <th>dB</th> </tr> </thead> <tbody> <tr> <td>1</td> <td>2487.82</td> <td>43.53</td> <td>54.00</td> <td>-10.47</td> <td>35.28</td> <td>31.95</td> <td>7.26</td> <td>36.96</td> <td>6.00</td> <td>318</td> <td>259</td> <td>AVERAGE</td> </tr> </tbody> </table>	Limit	Read	Ant	Cable	Preamp	Aux	APos	TPos	Remark	Freq	Level	Line	Margin	Level	Factor	Loss	Factor	Factor	MHz	dBuV/m	dBuV/m	dB	dBuV	dB/m	dB	dB	dB	1	2487.82	43.53	54.00	-10.47	35.28	31.95	7.26	36.96	6.00	318	259	AVERAGE	<table border="1"> <thead> <tr> <th>Limit</th> <th>Read</th> <th>Ant</th> <th>Cable</th> <th>Preamp</th> <th>Aux</th> <th>APos</th> <th>TPos</th> <th>Remark</th> </tr> <tr> <th>Freq</th> <th>Level</th> <th>Line</th> <th>Margin</th> <th>Level</th> <th>Factor</th> <th>Loss</th> <th>Factor</th> <th>Factor</th> </tr> <tr> <th>MHz</th> <th>dBuV/m</th> <th>dBuV/m</th> <th>dB</th> <th>dBuV</th> <th>dB/m</th> <th>dB</th> <th>dB</th> <th>dB</th> </tr> </thead> <tbody> <tr> <td>1</td> <td>2462.00</td> <td>99.95</td> <td>-----</td> <td>-----</td> <td>91.83</td> <td>31.85</td> <td>7.22</td> <td>36.95</td> <td>6.00</td> <td>318</td> <td>259</td> <td>AVERAGE</td> </tr> </tbody> </table>	Limit	Read	Ant	Cable	Preamp	Aux	APos	TPos	Remark	Freq	Level	Line	Margin	Level	Factor	Loss	Factor	Factor	MHz	dBuV/m	dBuV/m	dB	dBuV	dB/m	dB	dB	dB	1	2462.00	99.95	-----	-----	91.83	31.85	7.22	36.95	6.00	318	259	AVERAGE
Limit	Read	Ant	Cable	Preamp	Aux	APos	TPos	Remark																																																																										
Freq	Level	Line	Margin	Level	Factor	Loss	Factor	Factor																																																																										
MHz	dBuV/m	dBuV/m	dB	dBuV	dB/m	dB	dB	dB																																																																										
1	2487.82	43.53	54.00	-10.47	35.28	31.95	7.26	36.96	6.00	318	259	AVERAGE																																																																						
Limit	Read	Ant	Cable	Preamp	Aux	APos	TPos	Remark																																																																										
Freq	Level	Line	Margin	Level	Factor	Loss	Factor	Factor																																																																										
MHz	dBuV/m	dBuV/m	dB	dBuV	dB/m	dB	dB	dB																																																																										
1	2462.00	99.95	-----	-----	91.83	31.85	7.22	36.95	6.00	318	259	AVERAGE																																																																						



Mode	3																																																																																																																																													
	Harmonic																																																																																																																																													
	2400-2483.5_802.11b_CH11_2462MHz																																																																																																																																													
ANT	1																																																																																																																																													
Pol.	Horizontal	Vertical																																																																																																																																												
Peak Avg	<table border="1"> <thead> <tr> <th>Limit</th> <th>Read</th> <th>Ant</th> <th>Cable</th> <th>Preamp</th> <th>Aux</th> <th>APos</th> <th>TPos</th> <th colspan="2">Remark</th> </tr> <tr> <th>Freq</th> <th>Level</th> <th>Line</th> <th>Margin</th> <th>Level</th> <th>Factor</th> <th>Loss</th> <th>Factor</th> <th>Factor</th> <th></th> </tr> <tr> <th>MHz</th> <th>dBuV/m</th> <th>dBuV/m</th> <th>dB</th> <th>dBuV</th> <th>dB/m</th> <th>dB</th> <th>dB</th> <th>dB</th> <th>cm</th> <th>deg</th> </tr> </thead> <tbody> <tr> <td>1</td> <td>4924.50</td> <td>55.12</td> <td>74.00</td> <td>-18.88</td> <td>76.26</td> <td>33.00</td> <td>10.35</td> <td>65.29</td> <td>0.00</td> <td>100</td> <td>190</td> <td>Peak</td> </tr> <tr> <td>2</td> <td>4924.50</td> <td>50.76</td> <td>54.00</td> <td>-3.24</td> <td>71.90</td> <td>33.00</td> <td>10.35</td> <td>65.29</td> <td>0.00</td> <td>100</td> <td>190</td> <td>Average</td> </tr> <tr> <td>3</td> <td>7384.50</td> <td>45.59</td> <td>74.00</td> <td>-28.41</td> <td>63.94</td> <td>35.57</td> <td>12.73</td> <td>66.65</td> <td>0.00</td> <td>---</td> <td>---</td> <td>Peak</td> </tr> </tbody> </table>	Limit	Read	Ant	Cable	Preamp	Aux	APos	TPos	Remark		Freq	Level	Line	Margin	Level	Factor	Loss	Factor	Factor		MHz	dBuV/m	dBuV/m	dB	dBuV	dB/m	dB	dB	dB	cm	deg	1	4924.50	55.12	74.00	-18.88	76.26	33.00	10.35	65.29	0.00	100	190	Peak	2	4924.50	50.76	54.00	-3.24	71.90	33.00	10.35	65.29	0.00	100	190	Average	3	7384.50	45.59	74.00	-28.41	63.94	35.57	12.73	66.65	0.00	---	---	Peak	<table border="1"> <thead> <tr> <th>Limit</th> <th>Read</th> <th>Ant</th> <th>Cable</th> <th>Preamp</th> <th>Aux</th> <th>APos</th> <th>TPos</th> <th colspan="2">Remark</th> </tr> <tr> <th>Freq</th> <th>Level</th> <th>Line</th> <th>Margin</th> <th>Level</th> <th>Factor</th> <th>Loss</th> <th>Factor</th> <th>Factor</th> <th></th> </tr> <tr> <th>MHz</th> <th>dBuV/m</th> <th>dBuV/m</th> <th>dB</th> <th>dBuV</th> <th>dB/m</th> <th>dB</th> <th>dB</th> <th>dB</th> <th>cm</th> <th>deg</th> </tr> </thead> <tbody> <tr> <td>1</td> <td>4924.50</td> <td>54.07</td> <td>74.00</td> <td>-19.93</td> <td>75.21</td> <td>33.00</td> <td>10.35</td> <td>65.29</td> <td>0.00</td> <td>394</td> <td>169</td> <td>Peak</td> </tr> <tr> <td>2</td> <td>4924.50</td> <td>50.12</td> <td>54.00</td> <td>-3.88</td> <td>71.26</td> <td>33.00</td> <td>10.35</td> <td>65.29</td> <td>0.00</td> <td>394</td> <td>169</td> <td>Average</td> </tr> <tr> <td>3</td> <td>7386.00</td> <td>41.72</td> <td>74.00</td> <td>-32.28</td> <td>60.08</td> <td>35.57</td> <td>12.73</td> <td>66.66</td> <td>0.00</td> <td>---</td> <td>---</td> <td>Peak</td> </tr> </tbody> </table>	Limit	Read	Ant	Cable	Preamp	Aux	APos	TPos	Remark		Freq	Level	Line	Margin	Level	Factor	Loss	Factor	Factor		MHz	dBuV/m	dBuV/m	dB	dBuV	dB/m	dB	dB	dB	cm	deg	1	4924.50	54.07	74.00	-19.93	75.21	33.00	10.35	65.29	0.00	394	169	Peak	2	4924.50	50.12	54.00	-3.88	71.26	33.00	10.35	65.29	0.00	394	169	Average	3	7386.00	41.72	74.00	-32.28	60.08	35.57	12.73	66.66	0.00	---	---	Peak
Limit	Read	Ant	Cable	Preamp	Aux	APos	TPos	Remark																																																																																																																																						
Freq	Level	Line	Margin	Level	Factor	Loss	Factor	Factor																																																																																																																																						
MHz	dBuV/m	dBuV/m	dB	dBuV	dB/m	dB	dB	dB	cm	deg																																																																																																																																				
1	4924.50	55.12	74.00	-18.88	76.26	33.00	10.35	65.29	0.00	100	190	Peak																																																																																																																																		
2	4924.50	50.76	54.00	-3.24	71.90	33.00	10.35	65.29	0.00	100	190	Average																																																																																																																																		
3	7384.50	45.59	74.00	-28.41	63.94	35.57	12.73	66.65	0.00	---	---	Peak																																																																																																																																		
Limit	Read	Ant	Cable	Preamp	Aux	APos	TPos	Remark																																																																																																																																						
Freq	Level	Line	Margin	Level	Factor	Loss	Factor	Factor																																																																																																																																						
MHz	dBuV/m	dBuV/m	dB	dBuV	dB/m	dB	dB	dB	cm	deg																																																																																																																																				
1	4924.50	54.07	74.00	-19.93	75.21	33.00	10.35	65.29	0.00	394	169	Peak																																																																																																																																		
2	4924.50	50.12	54.00	-3.88	71.26	33.00	10.35	65.29	0.00	394	169	Average																																																																																																																																		
3	7386.00	41.72	74.00	-32.28	60.08	35.57	12.73	66.66	0.00	---	---	Peak																																																																																																																																		



Mode	4																																																																																	
	Band Edge																																																																																	
	2400-2483.5_802.11g_CH01_2412MHz																																																																																	
ANT	1																																																																																	
Pol.	Horizontal	Fundamental																																																																																
Peak	<table border="1"> <thead> <tr> <th>Limit</th> <th>Read</th> <th>Ant</th> <th>Cable</th> <th>Preamp</th> <th>Aux</th> <th>APos</th> <th>TPos</th> <th>Remark</th> </tr> <tr> <th>Freq</th> <th>Level</th> <th>Line</th> <th>Margin</th> <th>Level</th> <th>Factor</th> <th>Loss</th> <th>Factor</th> <th>Factor</th> </tr> <tr> <th>MHz</th> <th>dBuV/m</th> <th>dBuV/m</th> <th>dB</th> <th>dBuV</th> <th>dB/m</th> <th>dB</th> <th>dB</th> <th>dB</th> </tr> </thead> <tbody> <tr> <td>1</td> <td>2389.95</td> <td>68.04</td> <td>74.00</td> <td>-5.96</td> <td>60.13</td> <td>31.72</td> <td>7.11</td> <td>36.92</td> <td>6.00</td> <td>266</td> <td>360</td> <td>PEAK</td> </tr> </tbody> </table>	Limit	Read	Ant	Cable	Preamp	Aux	APos	TPos	Remark	Freq	Level	Line	Margin	Level	Factor	Loss	Factor	Factor	MHz	dBuV/m	dBuV/m	dB	dBuV	dB/m	dB	dB	dB	1	2389.95	68.04	74.00	-5.96	60.13	31.72	7.11	36.92	6.00	266	360	PEAK	<table border="1"> <thead> <tr> <th>Limit</th> <th>Read</th> <th>Ant</th> <th>Cable</th> <th>Preamp</th> <th>Aux</th> <th>APos</th> <th>TPos</th> <th>Remark</th> </tr> <tr> <th>Freq</th> <th>Level</th> <th>Line</th> <th>Margin</th> <th>Level</th> <th>Factor</th> <th>Loss</th> <th>Factor</th> <th>Factor</th> </tr> <tr> <th>MHz</th> <th>dBuV/m</th> <th>dBuV/m</th> <th>dB</th> <th>dBuV</th> <th>dB/m</th> <th>dB</th> <th>dB</th> <th>dB</th> </tr> </thead> <tbody> <tr> <td>1</td> <td>2412.00</td> <td>111.25</td> <td>-----</td> <td>-----</td> <td>103.23</td> <td>31.80</td> <td>7.15</td> <td>36.93</td> <td>6.00</td> <td>266</td> <td>360</td> <td>PEAK</td> </tr> </tbody> </table>	Limit	Read	Ant	Cable	Preamp	Aux	APos	TPos	Remark	Freq	Level	Line	Margin	Level	Factor	Loss	Factor	Factor	MHz	dBuV/m	dBuV/m	dB	dBuV	dB/m	dB	dB	dB	1	2412.00	111.25	-----	-----	103.23	31.80	7.15	36.93	6.00	266	360	PEAK
	Limit	Read	Ant	Cable	Preamp	Aux	APos	TPos	Remark																																																																									
Freq	Level	Line	Margin	Level	Factor	Loss	Factor	Factor																																																																										
MHz	dBuV/m	dBuV/m	dB	dBuV	dB/m	dB	dB	dB																																																																										
1	2389.95	68.04	74.00	-5.96	60.13	31.72	7.11	36.92	6.00	266	360	PEAK																																																																						
Limit	Read	Ant	Cable	Preamp	Aux	APos	TPos	Remark																																																																										
Freq	Level	Line	Margin	Level	Factor	Loss	Factor	Factor																																																																										
MHz	dBuV/m	dBuV/m	dB	dBuV	dB/m	dB	dB	dB																																																																										
1	2412.00	111.25	-----	-----	103.23	31.80	7.15	36.93	6.00	266	360	PEAK																																																																						
Avg	<table border="1"> <thead> <tr> <th>Limit</th> <th>Read</th> <th>Ant</th> <th>Cable</th> <th>Preamp</th> <th>Aux</th> <th>APos</th> <th>TPos</th> <th>Remark</th> </tr> <tr> <th>Freq</th> <th>Level</th> <th>Line</th> <th>Margin</th> <th>Level</th> <th>Factor</th> <th>Loss</th> <th>Factor</th> <th>Factor</th> </tr> <tr> <th>MHz</th> <th>dBuV/m</th> <th>dBuV/m</th> <th>dB</th> <th>dBuV</th> <th>dB/m</th> <th>dB</th> <th>dB</th> <th>dB</th> </tr> </thead> <tbody> <tr> <td>1</td> <td>2389.95</td> <td>51.96</td> <td>54.00</td> <td>-2.04</td> <td>44.05</td> <td>31.72</td> <td>7.11</td> <td>36.92</td> <td>6.00</td> <td>266</td> <td>360</td> <td>AVERAGE</td> </tr> </tbody> </table>	Limit	Read	Ant	Cable	Preamp	Aux	APos	TPos	Remark	Freq	Level	Line	Margin	Level	Factor	Loss	Factor	Factor	MHz	dBuV/m	dBuV/m	dB	dBuV	dB/m	dB	dB	dB	1	2389.95	51.96	54.00	-2.04	44.05	31.72	7.11	36.92	6.00	266	360	AVERAGE	<table border="1"> <thead> <tr> <th>Limit</th> <th>Read</th> <th>Ant</th> <th>Cable</th> <th>Preamp</th> <th>Aux</th> <th>APos</th> <th>TPos</th> <th>Remark</th> </tr> <tr> <th>Freq</th> <th>Level</th> <th>Line</th> <th>Margin</th> <th>Level</th> <th>Factor</th> <th>Loss</th> <th>Factor</th> <th>Factor</th> </tr> <tr> <th>MHz</th> <th>dBuV/m</th> <th>dBuV/m</th> <th>dB</th> <th>dBuV</th> <th>dB/m</th> <th>dB</th> <th>dB</th> <th>dB</th> </tr> </thead> <tbody> <tr> <td>1</td> <td>2412.00</td> <td>102.14</td> <td>-----</td> <td>-----</td> <td>94.12</td> <td>31.80</td> <td>7.15</td> <td>36.93</td> <td>6.00</td> <td>266</td> <td>360</td> <td>AVERAGE</td> </tr> </tbody> </table>	Limit	Read	Ant	Cable	Preamp	Aux	APos	TPos	Remark	Freq	Level	Line	Margin	Level	Factor	Loss	Factor	Factor	MHz	dBuV/m	dBuV/m	dB	dBuV	dB/m	dB	dB	dB	1	2412.00	102.14	-----	-----	94.12	31.80	7.15	36.93	6.00	266	360	AVERAGE
Limit	Read	Ant	Cable	Preamp	Aux	APos	TPos	Remark																																																																										
Freq	Level	Line	Margin	Level	Factor	Loss	Factor	Factor																																																																										
MHz	dBuV/m	dBuV/m	dB	dBuV	dB/m	dB	dB	dB																																																																										
1	2389.95	51.96	54.00	-2.04	44.05	31.72	7.11	36.92	6.00	266	360	AVERAGE																																																																						
Limit	Read	Ant	Cable	Preamp	Aux	APos	TPos	Remark																																																																										
Freq	Level	Line	Margin	Level	Factor	Loss	Factor	Factor																																																																										
MHz	dBuV/m	dBuV/m	dB	dBuV	dB/m	dB	dB	dB																																																																										
1	2412.00	102.14	-----	-----	94.12	31.80	7.15	36.93	6.00	266	360	AVERAGE																																																																						





Mode	4																																																																																			
	Band Edge																																																																																			
	2400-2483.5_802.11g_CH01_2412MHz																																																																																			
ANT	1																																																																																			
Pol.	Vertical	Fundamental																																																																																		
Peak	<table border="1"> <thead> <tr> <th>Limit</th> <th>Read</th> <th>Ant</th> <th>Cable</th> <th>Preamp</th> <th>Aux</th> <th>APos</th> <th>TPos</th> <th>Remark</th> </tr> <tr> <th>Freq</th> <th>Level</th> <th>Line Margin</th> <th>Level Factor</th> <th>Loss Factor</th> <th>Factor</th> <th></th> <th></th> <th></th> </tr> <tr> <th>MHz</th> <th>dBuV/m</th> <th>dBuV/m</th> <th>dB</th> <th>dBuV</th> <th>dB/m</th> <th>dB</th> <th>dB</th> <th>cm</th> <th>deg</th> </tr> </thead> <tbody> <tr> <td>1</td> <td>2389.69</td> <td>61.93</td> <td>74.00</td> <td>-12.07</td> <td>54.02</td> <td>31.72</td> <td>7.11</td> <td>36.92</td> <td>6.00</td> <td>300</td> <td>284</td> <td>PEAK</td> </tr> </tbody> </table>	Limit	Read	Ant	Cable	Preamp	Aux	APos	TPos	Remark	Freq	Level	Line Margin	Level Factor	Loss Factor	Factor				MHz	dBuV/m	dBuV/m	dB	dBuV	dB/m	dB	dB	cm	deg	1	2389.69	61.93	74.00	-12.07	54.02	31.72	7.11	36.92	6.00	300	284	PEAK	<table border="1"> <thead> <tr> <th>Limit</th> <th>Read</th> <th>Ant</th> <th>Cable</th> <th>Preamp</th> <th>Aux</th> <th>APos</th> <th>TPos</th> <th>Remark</th> </tr> <tr> <th>Freq</th> <th>Level</th> <th>Line Margin</th> <th>Level Factor</th> <th>Loss Factor</th> <th>Factor</th> <th></th> <th></th> <th></th> </tr> <tr> <th>MHz</th> <th>dBuV/m</th> <th>dBuV/m</th> <th>dB</th> <th>dBuV</th> <th>dB/m</th> <th>dB</th> <th>dB</th> <th>cm</th> <th>deg</th> </tr> </thead> <tbody> <tr> <td>1</td> <td>2412.00</td> <td>106.04</td> <td>-----</td> <td>-----</td> <td>98.03</td> <td>31.80</td> <td>7.14</td> <td>36.93</td> <td>6.00</td> <td>300</td> <td>284</td> <td>PEAK</td> </tr> </tbody> </table>	Limit	Read	Ant	Cable	Preamp	Aux	APos	TPos	Remark	Freq	Level	Line Margin	Level Factor	Loss Factor	Factor				MHz	dBuV/m	dBuV/m	dB	dBuV	dB/m	dB	dB	cm	deg	1	2412.00	106.04	-----	-----	98.03	31.80	7.14	36.93	6.00	300	284	PEAK
	Limit	Read	Ant	Cable	Preamp	Aux	APos	TPos	Remark																																																																											
Freq	Level	Line Margin	Level Factor	Loss Factor	Factor																																																																															
MHz	dBuV/m	dBuV/m	dB	dBuV	dB/m	dB	dB	cm	deg																																																																											
1	2389.69	61.93	74.00	-12.07	54.02	31.72	7.11	36.92	6.00	300	284	PEAK																																																																								
Limit	Read	Ant	Cable	Preamp	Aux	APos	TPos	Remark																																																																												
Freq	Level	Line Margin	Level Factor	Loss Factor	Factor																																																																															
MHz	dBuV/m	dBuV/m	dB	dBuV	dB/m	dB	dB	cm	deg																																																																											
1	2412.00	106.04	-----	-----	98.03	31.80	7.14	36.93	6.00	300	284	PEAK																																																																								
Avg	<table border="1"> <thead> <tr> <th>Limit</th> <th>Read</th> <th>Ant</th> <th>Cable</th> <th>Preamp</th> <th>Aux</th> <th>APos</th> <th>TPos</th> <th>Remark</th> </tr> <tr> <th>Freq</th> <th>Level</th> <th>Line Margin</th> <th>Level Factor</th> <th>Loss Factor</th> <th>Factor</th> <th></th> <th></th> <th></th> </tr> <tr> <th>MHz</th> <th>dBuV/m</th> <th>dBuV/m</th> <th>dB</th> <th>dBuV</th> <th>dB/m</th> <th>dB</th> <th>dB</th> <th>cm</th> <th>deg</th> </tr> </thead> <tbody> <tr> <td>1</td> <td>2389.95</td> <td>46.80</td> <td>54.00</td> <td>-7.20</td> <td>38.89</td> <td>31.72</td> <td>7.11</td> <td>36.92</td> <td>6.00</td> <td>300</td> <td>284</td> <td>AVERAGE</td> </tr> </tbody> </table>	Limit	Read	Ant	Cable	Preamp	Aux	APos	TPos	Remark	Freq	Level	Line Margin	Level Factor	Loss Factor	Factor				MHz	dBuV/m	dBuV/m	dB	dBuV	dB/m	dB	dB	cm	deg	1	2389.95	46.80	54.00	-7.20	38.89	31.72	7.11	36.92	6.00	300	284	AVERAGE	<table border="1"> <thead> <tr> <th>Limit</th> <th>Read</th> <th>Ant</th> <th>Cable</th> <th>Preamp</th> <th>Aux</th> <th>APos</th> <th>TPos</th> <th>Remark</th> </tr> <tr> <th>Freq</th> <th>Level</th> <th>Line Margin</th> <th>Level Factor</th> <th>Loss Factor</th> <th>Factor</th> <th></th> <th></th> <th></th> </tr> <tr> <th>MHz</th> <th>dBuV/m</th> <th>dBuV/m</th> <th>dB</th> <th>dBuV</th> <th>dB/m</th> <th>dB</th> <th>dB</th> <th>cm</th> <th>deg</th> </tr> </thead> <tbody> <tr> <td>1</td> <td>2412.00</td> <td>96.19</td> <td>-----</td> <td>-----</td> <td>88.18</td> <td>31.80</td> <td>7.14</td> <td>36.93</td> <td>6.00</td> <td>300</td> <td>284</td> <td>AVERAGE</td> </tr> </tbody> </table>	Limit	Read	Ant	Cable	Preamp	Aux	APos	TPos	Remark	Freq	Level	Line Margin	Level Factor	Loss Factor	Factor				MHz	dBuV/m	dBuV/m	dB	dBuV	dB/m	dB	dB	cm	deg	1	2412.00	96.19	-----	-----	88.18	31.80	7.14	36.93	6.00	300	284	AVERAGE
Limit	Read	Ant	Cable	Preamp	Aux	APos	TPos	Remark																																																																												
Freq	Level	Line Margin	Level Factor	Loss Factor	Factor																																																																															
MHz	dBuV/m	dBuV/m	dB	dBuV	dB/m	dB	dB	cm	deg																																																																											
1	2389.95	46.80	54.00	-7.20	38.89	31.72	7.11	36.92	6.00	300	284	AVERAGE																																																																								
Limit	Read	Ant	Cable	Preamp	Aux	APos	TPos	Remark																																																																												
Freq	Level	Line Margin	Level Factor	Loss Factor	Factor																																																																															
MHz	dBuV/m	dBuV/m	dB	dBuV	dB/m	dB	dB	cm	deg																																																																											
1	2412.00	96.19	-----	-----	88.18	31.80	7.14	36.93	6.00	300	284	AVERAGE																																																																								



Mode	4																																																																																			
	Harmonic																																																																																			
	2400-2483.5_802.11g_CH01_2412MHz																																																																																			
ANT	1																																																																																			
Pol.	Horizontal	Vertical																																																																																		
Peak Avg	<table border="1"> <thead> <tr> <th>Limit</th> <th>Read</th> <th>Ant</th> <th>Cable</th> <th>Preamp</th> <th>Aux</th> <th>APos</th> <th>TPos</th> <th>Remark</th> </tr> <tr> <th>Freq</th> <th>Level</th> <th>Line Margin</th> <th>Level Factor</th> <th>Loss Factor</th> <th>Factor</th> <th></th> <th></th> <th></th> </tr> <tr> <th>MHz</th> <th>dBuV/m</th> <th>dBuV/m</th> <th>dB</th> <th>dBuV</th> <th>dB/m</th> <th>dB</th> <th>dB</th> <th>cm</th> <th>deg</th> </tr> </thead> <tbody> <tr> <td>1</td> <td>4824.00</td> <td>46.42</td> <td>74.00</td> <td>-27.58</td> <td>67.64</td> <td>33.80</td> <td>10.23</td> <td>65.25</td> <td>0.00</td> <td>---</td> <td>---</td> <td>PEAK</td> </tr> </tbody> </table>	Limit	Read	Ant	Cable	Preamp	Aux	APos	TPos	Remark	Freq	Level	Line Margin	Level Factor	Loss Factor	Factor				MHz	dBuV/m	dBuV/m	dB	dBuV	dB/m	dB	dB	cm	deg	1	4824.00	46.42	74.00	-27.58	67.64	33.80	10.23	65.25	0.00	---	---	PEAK	<table border="1"> <thead> <tr> <th>Limit</th> <th>Read</th> <th>Ant</th> <th>Cable</th> <th>Preamp</th> <th>Aux</th> <th>APos</th> <th>TPos</th> <th>Remark</th> </tr> <tr> <th>Freq</th> <th>Level</th> <th>Line Margin</th> <th>Level Factor</th> <th>Loss Factor</th> <th>Factor</th> <th></th> <th></th> <th></th> </tr> <tr> <th>MHz</th> <th>dBuV/m</th> <th>dBuV/m</th> <th>dB</th> <th>dBuV</th> <th>dB/m</th> <th>dB</th> <th>dB</th> <th>cm</th> <th>deg</th> </tr> </thead> <tbody> <tr> <td>1</td> <td>4824.00</td> <td>43.04</td> <td>74.00</td> <td>-30.96</td> <td>64.26</td> <td>33.80</td> <td>10.23</td> <td>65.25</td> <td>0.00</td> <td>---</td> <td>---</td> <td>PEAK</td> </tr> </tbody> </table>	Limit	Read	Ant	Cable	Preamp	Aux	APos	TPos	Remark	Freq	Level	Line Margin	Level Factor	Loss Factor	Factor				MHz	dBuV/m	dBuV/m	dB	dBuV	dB/m	dB	dB	cm	deg	1	4824.00	43.04	74.00	-30.96	64.26	33.80	10.23	65.25	0.00	---	---	PEAK
Limit	Read	Ant	Cable	Preamp	Aux	APos	TPos	Remark																																																																												
Freq	Level	Line Margin	Level Factor	Loss Factor	Factor																																																																															
MHz	dBuV/m	dBuV/m	dB	dBuV	dB/m	dB	dB	cm	deg																																																																											
1	4824.00	46.42	74.00	-27.58	67.64	33.80	10.23	65.25	0.00	---	---	PEAK																																																																								
Limit	Read	Ant	Cable	Preamp	Aux	APos	TPos	Remark																																																																												
Freq	Level	Line Margin	Level Factor	Loss Factor	Factor																																																																															
MHz	dBuV/m	dBuV/m	dB	dBuV	dB/m	dB	dB	cm	deg																																																																											
1	4824.00	43.04	74.00	-30.96	64.26	33.80	10.23	65.25	0.00	---	---	PEAK																																																																								



Mode	5																																																																																	
	Band Edge																																																																																	
	2400-2483.5_802.11g_CH02_2417MHz																																																																																	
ANT	1																																																																																	
Pol.	Horizontal	Fundamental																																																																																
Peak	<table border="1"> <thead> <tr> <th>Limit</th> <th>Read</th> <th>Ant</th> <th>Cable</th> <th>Preamp</th> <th>Aux</th> <th>APos</th> <th>TPos</th> <th>Remark</th> </tr> <tr> <th>Freq</th> <th>Level</th> <th>Line</th> <th>Margin</th> <th>Level</th> <th>Factor</th> <th>Loss</th> <th>Factor</th> <th>Factor</th> </tr> <tr> <th>MHz</th> <th>dBuV/m</th> <th>dBuV/m</th> <th>dB</th> <th>dBuV</th> <th>dB/m</th> <th>dB</th> <th>dB</th> <th>dB</th> </tr> </thead> <tbody> <tr> <td>1</td> <td>2388.13</td> <td>67.54</td> <td>74.00</td> <td>-6.46</td> <td>59.65</td> <td>31.71</td> <td>7.10</td> <td>36.92</td> <td>6.00</td> <td>372</td> <td>160</td> <td>PEAK</td> </tr> </tbody> </table>	Limit	Read	Ant	Cable	Preamp	Aux	APos	TPos	Remark	Freq	Level	Line	Margin	Level	Factor	Loss	Factor	Factor	MHz	dBuV/m	dBuV/m	dB	dBuV	dB/m	dB	dB	dB	1	2388.13	67.54	74.00	-6.46	59.65	31.71	7.10	36.92	6.00	372	160	PEAK	<table border="1"> <thead> <tr> <th>Limit</th> <th>Read</th> <th>Ant</th> <th>Cable</th> <th>Preamp</th> <th>Aux</th> <th>APos</th> <th>TPos</th> <th>Remark</th> </tr> <tr> <th>Freq</th> <th>Level</th> <th>Line</th> <th>Margin</th> <th>Level</th> <th>Factor</th> <th>Loss</th> <th>Factor</th> <th>Factor</th> </tr> <tr> <th>MHz</th> <th>dBuV/m</th> <th>dBuV/m</th> <th>dB</th> <th>dBuV</th> <th>dB/m</th> <th>dB</th> <th>dB</th> <th>dB</th> </tr> </thead> <tbody> <tr> <td>1</td> <td>2417.00</td> <td>116.04</td> <td>-----</td> <td>-----</td> <td>108.02</td> <td>31.80</td> <td>7.15</td> <td>36.93</td> <td>6.00</td> <td>372</td> <td>160</td> <td>PEAK</td> </tr> </tbody> </table>	Limit	Read	Ant	Cable	Preamp	Aux	APos	TPos	Remark	Freq	Level	Line	Margin	Level	Factor	Loss	Factor	Factor	MHz	dBuV/m	dBuV/m	dB	dBuV	dB/m	dB	dB	dB	1	2417.00	116.04	-----	-----	108.02	31.80	7.15	36.93	6.00	372	160	PEAK
	Limit	Read	Ant	Cable	Preamp	Aux	APos	TPos	Remark																																																																									
Freq	Level	Line	Margin	Level	Factor	Loss	Factor	Factor																																																																										
MHz	dBuV/m	dBuV/m	dB	dBuV	dB/m	dB	dB	dB																																																																										
1	2388.13	67.54	74.00	-6.46	59.65	31.71	7.10	36.92	6.00	372	160	PEAK																																																																						
Limit	Read	Ant	Cable	Preamp	Aux	APos	TPos	Remark																																																																										
Freq	Level	Line	Margin	Level	Factor	Loss	Factor	Factor																																																																										
MHz	dBuV/m	dBuV/m	dB	dBuV	dB/m	dB	dB	dB																																																																										
1	2417.00	116.04	-----	-----	108.02	31.80	7.15	36.93	6.00	372	160	PEAK																																																																						
Avg	<table border="1"> <thead> <tr> <th>Limit</th> <th>Read</th> <th>Ant</th> <th>Cable</th> <th>Preamp</th> <th>Aux</th> <th>APos</th> <th>TPos</th> <th>Remark</th> </tr> <tr> <th>Freq</th> <th>Level</th> <th>Line</th> <th>Margin</th> <th>Level</th> <th>Factor</th> <th>Loss</th> <th>Factor</th> <th>Factor</th> </tr> <tr> <th>MHz</th> <th>dBuV/m</th> <th>dBuV/m</th> <th>dB</th> <th>dBuV</th> <th>dB/m</th> <th>dB</th> <th>dB</th> <th>dB</th> </tr> </thead> <tbody> <tr> <td>1</td> <td>2389.95</td> <td>52.57</td> <td>54.00</td> <td>-1.43</td> <td>44.66</td> <td>31.72</td> <td>7.11</td> <td>36.92</td> <td>6.00</td> <td>372</td> <td>160</td> <td>AVERAGE</td> </tr> </tbody> </table>	Limit	Read	Ant	Cable	Preamp	Aux	APos	TPos	Remark	Freq	Level	Line	Margin	Level	Factor	Loss	Factor	Factor	MHz	dBuV/m	dBuV/m	dB	dBuV	dB/m	dB	dB	dB	1	2389.95	52.57	54.00	-1.43	44.66	31.72	7.11	36.92	6.00	372	160	AVERAGE	<table border="1"> <thead> <tr> <th>Limit</th> <th>Read</th> <th>Ant</th> <th>Cable</th> <th>Preamp</th> <th>Aux</th> <th>APos</th> <th>TPos</th> <th>Remark</th> </tr> <tr> <th>Freq</th> <th>Level</th> <th>Line</th> <th>Margin</th> <th>Level</th> <th>Factor</th> <th>Loss</th> <th>Factor</th> <th>Factor</th> </tr> <tr> <th>MHz</th> <th>dBuV/m</th> <th>dBuV/m</th> <th>dB</th> <th>dBuV</th> <th>dB/m</th> <th>dB</th> <th>dB</th> <th>dB</th> </tr> </thead> <tbody> <tr> <td>1</td> <td>2417.00</td> <td>105.17</td> <td>-----</td> <td>-----</td> <td>97.15</td> <td>31.80</td> <td>7.15</td> <td>36.93</td> <td>6.00</td> <td>372</td> <td>160</td> <td>AVERAGE</td> </tr> </tbody> </table>	Limit	Read	Ant	Cable	Preamp	Aux	APos	TPos	Remark	Freq	Level	Line	Margin	Level	Factor	Loss	Factor	Factor	MHz	dBuV/m	dBuV/m	dB	dBuV	dB/m	dB	dB	dB	1	2417.00	105.17	-----	-----	97.15	31.80	7.15	36.93	6.00	372	160	AVERAGE
Limit	Read	Ant	Cable	Preamp	Aux	APos	TPos	Remark																																																																										
Freq	Level	Line	Margin	Level	Factor	Loss	Factor	Factor																																																																										
MHz	dBuV/m	dBuV/m	dB	dBuV	dB/m	dB	dB	dB																																																																										
1	2389.95	52.57	54.00	-1.43	44.66	31.72	7.11	36.92	6.00	372	160	AVERAGE																																																																						
Limit	Read	Ant	Cable	Preamp	Aux	APos	TPos	Remark																																																																										
Freq	Level	Line	Margin	Level	Factor	Loss	Factor	Factor																																																																										
MHz	dBuV/m	dBuV/m	dB	dBuV	dB/m	dB	dB	dB																																																																										
1	2417.00	105.17	-----	-----	97.15	31.80	7.15	36.93	6.00	372	160	AVERAGE																																																																						



Mode	5																																																																																
	Band Edge																																																																																
	2400-2483.5_802.11g_CH02_2417MHz																																																																																
ANT	1																																																																																
Pol.	Vertical	Fundamental																																																																															
Peak	<table border="1"> <thead> <tr> <th>Limit</th> <th>Read</th> <th>Ant</th> <th>Cable</th> <th>Preamp</th> <th>Aux</th> <th>APos</th> <th>TPos</th> <th>Remark</th> </tr> <tr> <th>Freq</th> <th>Level</th> <th>Line Margin</th> <th>Level Factor</th> <th>Loss Factor</th> <th>Factor</th> <th></th> <th></th> <th></th> </tr> <tr> <th>MHz</th> <th>dBuV/m</th> <th>dBuV/m</th> <th>dB</th> <th>dBuV</th> <th>dB/m</th> <th>dB</th> <th>dB</th> <th>cm</th> <th>deg</th> </tr> </thead> <tbody> <tr> <td>1</td> <td>2389.43</td> <td>60.94</td> <td>-13.06</td> <td>53.04</td> <td>31.72</td> <td>7.10</td> <td>36.92</td> <td>6.00</td> <td>326</td> <td>77 PEAK</td> </tr> </tbody> </table>	Limit	Read	Ant	Cable	Preamp	Aux	APos	TPos	Remark	Freq	Level	Line Margin	Level Factor	Loss Factor	Factor				MHz	dBuV/m	dBuV/m	dB	dBuV	dB/m	dB	dB	cm	deg	1	2389.43	60.94	-13.06	53.04	31.72	7.10	36.92	6.00	326	77 PEAK	<table border="1"> <thead> <tr> <th>Limit</th> <th>Read</th> <th>Ant</th> <th>Cable</th> <th>Preamp</th> <th>Aux</th> <th>APos</th> <th>TPos</th> <th>Remark</th> </tr> <tr> <th>Freq</th> <th>Level</th> <th>Line Margin</th> <th>Level Factor</th> <th>Loss Factor</th> <th>Factor</th> <th></th> <th></th> <th></th> </tr> <tr> <th>MHz</th> <th>dBuV/m</th> <th>dBuV/m</th> <th>dB</th> <th>dBuV</th> <th>dB/m</th> <th>dB</th> <th>dB</th> <th>cm</th> <th>deg</th> </tr> </thead> <tbody> <tr> <td>1</td> <td>2417.00</td> <td>108.91</td> <td>-----</td> <td>100.89</td> <td>31.80</td> <td>7.15</td> <td>36.93</td> <td>6.00</td> <td>326</td> <td>77 PEAK</td> </tr> </tbody> </table>	Limit	Read	Ant	Cable	Preamp	Aux	APos	TPos	Remark	Freq	Level	Line Margin	Level Factor	Loss Factor	Factor				MHz	dBuV/m	dBuV/m	dB	dBuV	dB/m	dB	dB	cm	deg	1	2417.00	108.91	-----	100.89	31.80	7.15	36.93	6.00	326	77 PEAK	
	Limit	Read	Ant	Cable	Preamp	Aux	APos	TPos	Remark																																																																								
Freq	Level	Line Margin	Level Factor	Loss Factor	Factor																																																																												
MHz	dBuV/m	dBuV/m	dB	dBuV	dB/m	dB	dB	cm	deg																																																																								
1	2389.43	60.94	-13.06	53.04	31.72	7.10	36.92	6.00	326	77 PEAK																																																																							
Limit	Read	Ant	Cable	Preamp	Aux	APos	TPos	Remark																																																																									
Freq	Level	Line Margin	Level Factor	Loss Factor	Factor																																																																												
MHz	dBuV/m	dBuV/m	dB	dBuV	dB/m	dB	dB	cm	deg																																																																								
1	2417.00	108.91	-----	100.89	31.80	7.15	36.93	6.00	326	77 PEAK																																																																							
Avg	<table border="1"> <thead> <tr> <th>Limit</th> <th>Read</th> <th>Ant</th> <th>Cable</th> <th>Preamp</th> <th>Aux</th> <th>APos</th> <th>TPos</th> <th>Remark</th> </tr> <tr> <th>Freq</th> <th>Level</th> <th>Line Margin</th> <th>Level Factor</th> <th>Loss Factor</th> <th>Factor</th> <th></th> <th></th> <th></th> </tr> <tr> <th>MHz</th> <th>dBuV/m</th> <th>dBuV/m</th> <th>dB</th> <th>dBuV</th> <th>dB/m</th> <th>dB</th> <th>dB</th> <th>cm</th> <th>deg</th> </tr> </thead> <tbody> <tr> <td>1</td> <td>2389.95</td> <td>46.88</td> <td>-54.00</td> <td>-7.12</td> <td>38.97</td> <td>31.72</td> <td>7.11</td> <td>36.92</td> <td>6.00</td> <td>326</td> <td>77 AVERAGE</td> </tr> </tbody> </table>	Limit	Read	Ant	Cable	Preamp	Aux	APos	TPos	Remark	Freq	Level	Line Margin	Level Factor	Loss Factor	Factor				MHz	dBuV/m	dBuV/m	dB	dBuV	dB/m	dB	dB	cm	deg	1	2389.95	46.88	-54.00	-7.12	38.97	31.72	7.11	36.92	6.00	326	77 AVERAGE	<table border="1"> <thead> <tr> <th>Limit</th> <th>Read</th> <th>Ant</th> <th>Cable</th> <th>Preamp</th> <th>Aux</th> <th>APos</th> <th>TPos</th> <th>Remark</th> </tr> <tr> <th>Freq</th> <th>Level</th> <th>Line Margin</th> <th>Level Factor</th> <th>Loss Factor</th> <th>Factor</th> <th></th> <th></th> <th></th> </tr> <tr> <th>MHz</th> <th>dBuV/m</th> <th>dBuV/m</th> <th>dB</th> <th>dBuV</th> <th>dB/m</th> <th>dB</th> <th>dB</th> <th>cm</th> <th>deg</th> </tr> </thead> <tbody> <tr> <td>1</td> <td>2417.00</td> <td>99.75</td> <td>-----</td> <td>91.73</td> <td>31.80</td> <td>7.15</td> <td>36.93</td> <td>6.00</td> <td>326</td> <td>77 AVERAGE</td> </tr> </tbody> </table>	Limit	Read	Ant	Cable	Preamp	Aux	APos	TPos	Remark	Freq	Level	Line Margin	Level Factor	Loss Factor	Factor				MHz	dBuV/m	dBuV/m	dB	dBuV	dB/m	dB	dB	cm	deg	1	2417.00	99.75	-----	91.73	31.80	7.15	36.93	6.00	326	77 AVERAGE
Limit	Read	Ant	Cable	Preamp	Aux	APos	TPos	Remark																																																																									
Freq	Level	Line Margin	Level Factor	Loss Factor	Factor																																																																												
MHz	dBuV/m	dBuV/m	dB	dBuV	dB/m	dB	dB	cm	deg																																																																								
1	2389.95	46.88	-54.00	-7.12	38.97	31.72	7.11	36.92	6.00	326	77 AVERAGE																																																																						
Limit	Read	Ant	Cable	Preamp	Aux	APos	TPos	Remark																																																																									
Freq	Level	Line Margin	Level Factor	Loss Factor	Factor																																																																												
MHz	dBuV/m	dBuV/m	dB	dBuV	dB/m	dB	dB	cm	deg																																																																								
1	2417.00	99.75	-----	91.73	31.80	7.15	36.93	6.00	326	77 AVERAGE																																																																							

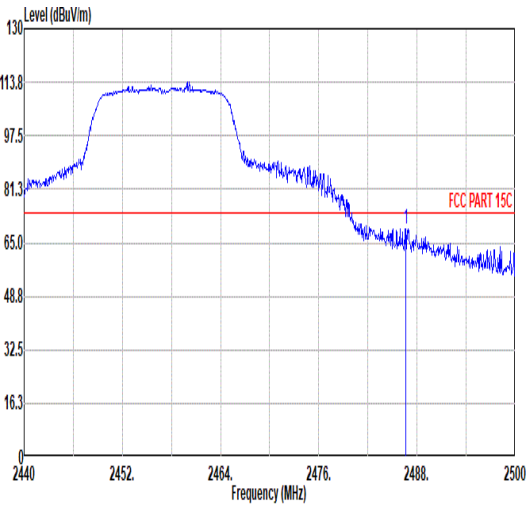
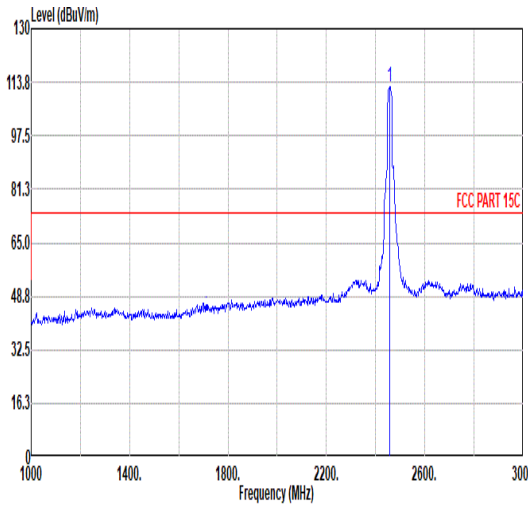
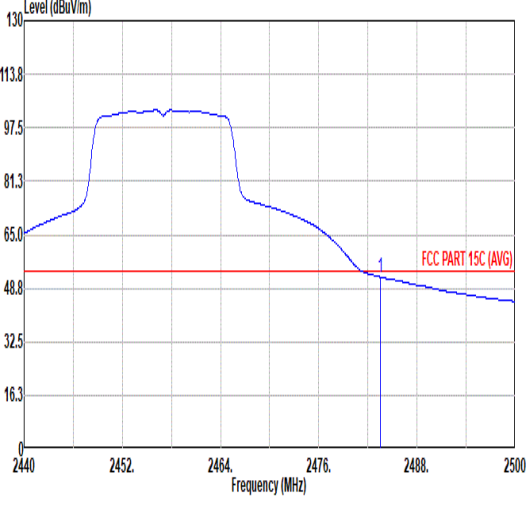
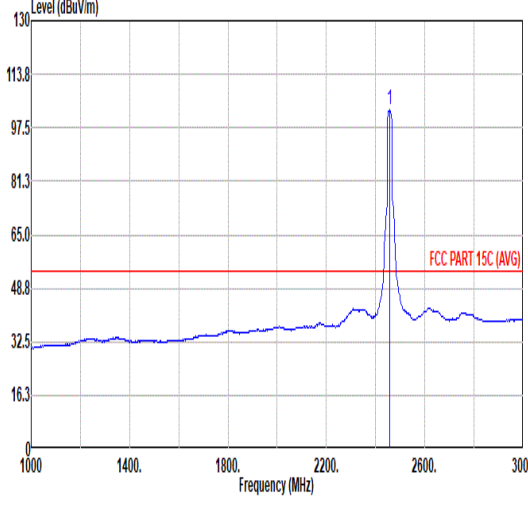


Mode	5																																																																																																																										
	Harmonic																																																																																																																										
	2400-2483.5_802.11g_CH02_2417MHz																																																																																																																										
ANT	1																																																																																																																										
Pol.	Horizontal	Vertical																																																																																																																									
Peak Avg	<table border="1"> <thead> <tr> <th>Limit</th> <th>Read</th> <th>Ant</th> <th>Cable</th> <th>Preamp</th> <th>Aux</th> <th>APos</th> <th>TPos</th> <th>Remark</th> </tr> <tr> <th>Freq</th> <th>Level</th> <th>Line Margin</th> <th>Level</th> <th>Factor</th> <th>Loss Factor</th> <th>Factor</th> <th></th> <th></th> </tr> <tr> <th>MHz</th> <th>dBuV/m</th> <th>dBuV/m</th> <th>dB</th> <th>dBuV</th> <th>dB/m</th> <th>dB</th> <th>dB</th> <th>cm</th> <th>deg</th> </tr> </thead> <tbody> <tr> <td>1</td> <td>4834.00</td> <td>46.33</td> <td>74.00</td> <td>-27.67</td> <td>67.55</td> <td>33.00</td> <td>10.24</td> <td>65.26</td> <td>0.00</td> <td>---</td> <td>---</td> <td>PEAK</td> </tr> <tr> <td>2</td> <td>7251.00</td> <td>50.54</td> <td>74.00</td> <td>-23.46</td> <td>68.60</td> <td>35.50</td> <td>12.72</td> <td>66.28</td> <td>0.00</td> <td>398</td> <td>355</td> <td>PEAK</td> </tr> <tr> <td>3</td> <td>7251.00</td> <td>39.34</td> <td>54.00</td> <td>-14.66</td> <td>57.40</td> <td>35.50</td> <td>12.72</td> <td>66.28</td> <td>0.00</td> <td>398</td> <td>355</td> <td>AVERAGE</td> </tr> </tbody> </table>	Limit	Read	Ant	Cable	Preamp	Aux	APos	TPos	Remark	Freq	Level	Line Margin	Level	Factor	Loss Factor	Factor			MHz	dBuV/m	dBuV/m	dB	dBuV	dB/m	dB	dB	cm	deg	1	4834.00	46.33	74.00	-27.67	67.55	33.00	10.24	65.26	0.00	---	---	PEAK	2	7251.00	50.54	74.00	-23.46	68.60	35.50	12.72	66.28	0.00	398	355	PEAK	3	7251.00	39.34	54.00	-14.66	57.40	35.50	12.72	66.28	0.00	398	355	AVERAGE	<table border="1"> <thead> <tr> <th>Limit</th> <th>Read</th> <th>Ant</th> <th>Cable</th> <th>Preamp</th> <th>Aux</th> <th>APos</th> <th>TPos</th> <th>Remark</th> </tr> <tr> <th>Freq</th> <th>Level</th> <th>Line Margin</th> <th>Level</th> <th>Factor</th> <th>Loss Factor</th> <th>Factor</th> <th></th> <th></th> </tr> <tr> <th>MHz</th> <th>dBuV/m</th> <th>dBuV/m</th> <th>dB</th> <th>dBuV</th> <th>dB/m</th> <th>dB</th> <th>dB</th> <th>cm</th> <th>deg</th> </tr> </thead> <tbody> <tr> <td>1</td> <td>4834.00</td> <td>45.59</td> <td>74.00</td> <td>-28.41</td> <td>66.81</td> <td>33.00</td> <td>10.24</td> <td>65.26</td> <td>0.00</td> <td>---</td> <td>---</td> <td>PEAK</td> </tr> <tr> <td>2</td> <td>7251.00</td> <td>43.43</td> <td>74.00</td> <td>-30.57</td> <td>61.49</td> <td>35.50</td> <td>12.72</td> <td>66.28</td> <td>0.00</td> <td>---</td> <td>---</td> <td>PEAK</td> </tr> </tbody> </table>	Limit	Read	Ant	Cable	Preamp	Aux	APos	TPos	Remark	Freq	Level	Line Margin	Level	Factor	Loss Factor	Factor			MHz	dBuV/m	dBuV/m	dB	dBuV	dB/m	dB	dB	cm	deg	1	4834.00	45.59	74.00	-28.41	66.81	33.00	10.24	65.26	0.00	---	---	PEAK	2	7251.00	43.43	74.00	-30.57	61.49	35.50	12.72	66.28	0.00	---	---	PEAK
Limit	Read	Ant	Cable	Preamp	Aux	APos	TPos	Remark																																																																																																																			
Freq	Level	Line Margin	Level	Factor	Loss Factor	Factor																																																																																																																					
MHz	dBuV/m	dBuV/m	dB	dBuV	dB/m	dB	dB	cm	deg																																																																																																																		
1	4834.00	46.33	74.00	-27.67	67.55	33.00	10.24	65.26	0.00	---	---	PEAK																																																																																																															
2	7251.00	50.54	74.00	-23.46	68.60	35.50	12.72	66.28	0.00	398	355	PEAK																																																																																																															
3	7251.00	39.34	54.00	-14.66	57.40	35.50	12.72	66.28	0.00	398	355	AVERAGE																																																																																																															
Limit	Read	Ant	Cable	Preamp	Aux	APos	TPos	Remark																																																																																																																			
Freq	Level	Line Margin	Level	Factor	Loss Factor	Factor																																																																																																																					
MHz	dBuV/m	dBuV/m	dB	dBuV	dB/m	dB	dB	cm	deg																																																																																																																		
1	4834.00	45.59	74.00	-28.41	66.81	33.00	10.24	65.26	0.00	---	---	PEAK																																																																																																															
2	7251.00	43.43	74.00	-30.57	61.49	35.50	12.72	66.28	0.00	---	---	PEAK																																																																																																															



Mode	6																																																																																																																																
	Harmonic																																																																																																																																
	2400-2483.5_802.11g_CH06_2437MHz																																																																																																																																
ANT	1																																																																																																																																
Pol.	Horizontal	Vertical																																																																																																																															
Peak Avg	<table border="1"> <thead> <tr> <th>Limit</th> <th>Read</th> <th>Ant</th> <th>Cable</th> <th>Preamp</th> <th>Aux</th> <th>APos</th> <th>TPos</th> <th colspan="2">Remark</th> </tr> <tr> <th>Freq</th> <th>Level</th> <th>Line</th> <th>Margin</th> <th>Level</th> <th>Factor</th> <th>Loss</th> <th>Factor</th> <th>Factor</th> <th></th> </tr> <tr> <th>MHz</th> <th>dBuV/m</th> <th>dBuV/m</th> <th>dB</th> <th>dBuV</th> <th>dB/m</th> <th>dB</th> <th>dB</th> <th>dB</th> <th>cm</th> <th>deg</th> </tr> </thead> <tbody> <tr> <td>1</td> <td>4874.00</td> <td>51.62</td> <td>74.00</td> <td>-22.38</td> <td>72.80</td> <td>33.80</td> <td>10.29</td> <td>65.27</td> <td>0.00</td> <td>286</td> <td>358</td> <td>PEAK</td> </tr> <tr> <td>2</td> <td>4874.00</td> <td>41.42</td> <td>54.00</td> <td>-12.58</td> <td>62.60</td> <td>33.80</td> <td>10.29</td> <td>65.27</td> <td>0.00</td> <td>286</td> <td>358</td> <td>AVERAGE</td> </tr> <tr> <td>3</td> <td>7306.50</td> <td>49.21</td> <td>74.00</td> <td>-24.79</td> <td>67.42</td> <td>35.50</td> <td>12.72</td> <td>66.43</td> <td>0.00</td> <td>---</td> <td>---</td> <td>Peak</td> </tr> </tbody> </table>	Limit	Read	Ant	Cable	Preamp	Aux	APos	TPos	Remark		Freq	Level	Line	Margin	Level	Factor	Loss	Factor	Factor		MHz	dBuV/m	dBuV/m	dB	dBuV	dB/m	dB	dB	dB	cm	deg	1	4874.00	51.62	74.00	-22.38	72.80	33.80	10.29	65.27	0.00	286	358	PEAK	2	4874.00	41.42	54.00	-12.58	62.60	33.80	10.29	65.27	0.00	286	358	AVERAGE	3	7306.50	49.21	74.00	-24.79	67.42	35.50	12.72	66.43	0.00	---	---	Peak	<table border="1"> <thead> <tr> <th>Limit</th> <th>Read</th> <th>Ant</th> <th>Cable</th> <th>Preamp</th> <th>Aux</th> <th>APos</th> <th>TPos</th> <th colspan="2">Remark</th> </tr> <tr> <th>Freq</th> <th>Level</th> <th>Line</th> <th>Margin</th> <th>Level</th> <th>Factor</th> <th>Loss</th> <th>Factor</th> <th>Factor</th> <th></th> </tr> <tr> <th>MHz</th> <th>dBuV/m</th> <th>dBuV/m</th> <th>dB</th> <th>dBuV</th> <th>dB/m</th> <th>dB</th> <th>dB</th> <th>dB</th> <th>cm</th> <th>deg</th> </tr> </thead> <tbody> <tr> <td>1</td> <td>4879.50</td> <td>47.89</td> <td>74.00</td> <td>-26.11</td> <td>69.07</td> <td>33.80</td> <td>10.30</td> <td>65.28</td> <td>0.00</td> <td>---</td> <td>---</td> <td>Peak</td> </tr> <tr> <td>2</td> <td>7306.50</td> <td>48.92</td> <td>74.00</td> <td>-25.08</td> <td>67.13</td> <td>35.50</td> <td>12.72</td> <td>66.43</td> <td>0.00</td> <td>---</td> <td>---</td> <td>Peak</td> </tr> </tbody> </table>	Limit	Read	Ant	Cable	Preamp	Aux	APos	TPos	Remark		Freq	Level	Line	Margin	Level	Factor	Loss	Factor	Factor		MHz	dBuV/m	dBuV/m	dB	dBuV	dB/m	dB	dB	dB	cm	deg	1	4879.50	47.89	74.00	-26.11	69.07	33.80	10.30	65.28	0.00	---	---	Peak	2	7306.50	48.92	74.00	-25.08	67.13	35.50	12.72	66.43	0.00	---	---	Peak
Limit	Read	Ant	Cable	Preamp	Aux	APos	TPos	Remark																																																																																																																									
Freq	Level	Line	Margin	Level	Factor	Loss	Factor	Factor																																																																																																																									
MHz	dBuV/m	dBuV/m	dB	dBuV	dB/m	dB	dB	dB	cm	deg																																																																																																																							
1	4874.00	51.62	74.00	-22.38	72.80	33.80	10.29	65.27	0.00	286	358	PEAK																																																																																																																					
2	4874.00	41.42	54.00	-12.58	62.60	33.80	10.29	65.27	0.00	286	358	AVERAGE																																																																																																																					
3	7306.50	49.21	74.00	-24.79	67.42	35.50	12.72	66.43	0.00	---	---	Peak																																																																																																																					
Limit	Read	Ant	Cable	Preamp	Aux	APos	TPos	Remark																																																																																																																									
Freq	Level	Line	Margin	Level	Factor	Loss	Factor	Factor																																																																																																																									
MHz	dBuV/m	dBuV/m	dB	dBuV	dB/m	dB	dB	dB	cm	deg																																																																																																																							
1	4879.50	47.89	74.00	-26.11	69.07	33.80	10.30	65.28	0.00	---	---	Peak																																																																																																																					
2	7306.50	48.92	74.00	-25.08	67.13	35.50	12.72	66.43	0.00	---	---	Peak																																																																																																																					



Mode	7																																																																																	
	Band Edge																																																																																	
	2400-2483.5_802.11g_CH10_2457MHz																																																																																	
ANT	1																																																																																	
Pol.	Horizontal	Fundamental																																																																																
Peak	 <table border="1" data-bbox="268 1131 774 1254"> <thead> <tr> <th>Limit</th> <th>Read</th> <th>Ant</th> <th>Cable</th> <th>Preamp</th> <th>Aux</th> <th>APos</th> <th>TPos</th> <th>Remark</th> </tr> <tr> <th>Freq</th> <th>Level</th> <th>Line</th> <th>Margin</th> <th>Level</th> <th>Factor</th> <th>Loss</th> <th>Factor</th> <th>Factor</th> </tr> <tr> <th>MHz</th> <th>dBuV/m</th> <th>dBuV/m</th> <th>dB</th> <th>dBuV</th> <th>dB/m</th> <th>dB</th> <th>dB</th> <th>dB</th> </tr> </thead> <tbody> <tr> <td>1</td> <td>2486.62</td> <td>69.29</td> <td>74.00</td> <td>-4.71</td> <td>61.04</td> <td>31.95</td> <td>7.26</td> <td>36.96</td> <td>6.00</td> <td>288</td> <td>360</td> <td>PEAK</td> </tr> </tbody> </table>	Limit	Read	Ant	Cable	Preamp	Aux	APos	TPos	Remark	Freq	Level	Line	Margin	Level	Factor	Loss	Factor	Factor	MHz	dBuV/m	dBuV/m	dB	dBuV	dB/m	dB	dB	dB	1	2486.62	69.29	74.00	-4.71	61.04	31.95	7.26	36.96	6.00	288	360	PEAK	 <table border="1" data-bbox="906 1131 1412 1254"> <thead> <tr> <th>Limit</th> <th>Read</th> <th>Ant</th> <th>Cable</th> <th>Preamp</th> <th>Aux</th> <th>APos</th> <th>TPos</th> <th>Remark</th> </tr> <tr> <th>Freq</th> <th>Level</th> <th>Line</th> <th>Margin</th> <th>Level</th> <th>Factor</th> <th>Loss</th> <th>Factor</th> <th>Factor</th> </tr> <tr> <th>MHz</th> <th>dBuV/m</th> <th>dBuV/m</th> <th>dB</th> <th>dBuV</th> <th>dB/m</th> <th>dB</th> <th>dB</th> <th>dB</th> </tr> </thead> <tbody> <tr> <td>1</td> <td>2457.00</td> <td>112.31</td> <td>-----</td> <td>-----</td> <td>104.20</td> <td>31.84</td> <td>7.22</td> <td>36.95</td> <td>6.00</td> <td>288</td> <td>360</td> <td>PEAK</td> </tr> </tbody> </table>	Limit	Read	Ant	Cable	Preamp	Aux	APos	TPos	Remark	Freq	Level	Line	Margin	Level	Factor	Loss	Factor	Factor	MHz	dBuV/m	dBuV/m	dB	dBuV	dB/m	dB	dB	dB	1	2457.00	112.31	-----	-----	104.20	31.84	7.22	36.95	6.00	288	360	PEAK
	Limit	Read	Ant	Cable	Preamp	Aux	APos	TPos	Remark																																																																									
Freq	Level	Line	Margin	Level	Factor	Loss	Factor	Factor																																																																										
MHz	dBuV/m	dBuV/m	dB	dBuV	dB/m	dB	dB	dB																																																																										
1	2486.62	69.29	74.00	-4.71	61.04	31.95	7.26	36.96	6.00	288	360	PEAK																																																																						
Limit	Read	Ant	Cable	Preamp	Aux	APos	TPos	Remark																																																																										
Freq	Level	Line	Margin	Level	Factor	Loss	Factor	Factor																																																																										
MHz	dBuV/m	dBuV/m	dB	dBuV	dB/m	dB	dB	dB																																																																										
1	2457.00	112.31	-----	-----	104.20	31.84	7.22	36.95	6.00	288	360	PEAK																																																																						
Avg	 <table border="1" data-bbox="268 1818 774 1942"> <thead> <tr> <th>Limit</th> <th>Read</th> <th>Ant</th> <th>Cable</th> <th>Preamp</th> <th>Aux</th> <th>APos</th> <th>TPos</th> <th>Remark</th> </tr> <tr> <th>Freq</th> <th>Level</th> <th>Line</th> <th>Margin</th> <th>Level</th> <th>Factor</th> <th>Loss</th> <th>Factor</th> <th>Factor</th> </tr> <tr> <th>MHz</th> <th>dBuV/m</th> <th>dBuV/m</th> <th>dB</th> <th>dBuV</th> <th>dB/m</th> <th>dB</th> <th>dB</th> <th>dB</th> </tr> </thead> <tbody> <tr> <td>1</td> <td>2483.50</td> <td>52.21</td> <td>54.00</td> <td>-1.79</td> <td>43.98</td> <td>31.93</td> <td>7.26</td> <td>36.96</td> <td>6.00</td> <td>288</td> <td>360</td> <td>AVERAGE</td> </tr> </tbody> </table>	Limit	Read	Ant	Cable	Preamp	Aux	APos	TPos	Remark	Freq	Level	Line	Margin	Level	Factor	Loss	Factor	Factor	MHz	dBuV/m	dBuV/m	dB	dBuV	dB/m	dB	dB	dB	1	2483.50	52.21	54.00	-1.79	43.98	31.93	7.26	36.96	6.00	288	360	AVERAGE	 <table border="1" data-bbox="906 1818 1412 1942"> <thead> <tr> <th>Limit</th> <th>Read</th> <th>Ant</th> <th>Cable</th> <th>Preamp</th> <th>Aux</th> <th>APos</th> <th>TPos</th> <th>Remark</th> </tr> <tr> <th>Freq</th> <th>Level</th> <th>Line</th> <th>Margin</th> <th>Level</th> <th>Factor</th> <th>Loss</th> <th>Factor</th> <th>Factor</th> </tr> <tr> <th>MHz</th> <th>dBuV/m</th> <th>dBuV/m</th> <th>dB</th> <th>dBuV</th> <th>dB/m</th> <th>dB</th> <th>dB</th> <th>dB</th> </tr> </thead> <tbody> <tr> <td>1</td> <td>2457.00</td> <td>103.07</td> <td>-----</td> <td>-----</td> <td>94.98</td> <td>31.83</td> <td>7.21</td> <td>36.95</td> <td>6.00</td> <td>288</td> <td>360</td> <td>AVERAGE</td> </tr> </tbody> </table>	Limit	Read	Ant	Cable	Preamp	Aux	APos	TPos	Remark	Freq	Level	Line	Margin	Level	Factor	Loss	Factor	Factor	MHz	dBuV/m	dBuV/m	dB	dBuV	dB/m	dB	dB	dB	1	2457.00	103.07	-----	-----	94.98	31.83	7.21	36.95	6.00	288	360	AVERAGE
	Limit	Read	Ant	Cable	Preamp	Aux	APos	TPos	Remark																																																																									
Freq	Level	Line	Margin	Level	Factor	Loss	Factor	Factor																																																																										
MHz	dBuV/m	dBuV/m	dB	dBuV	dB/m	dB	dB	dB																																																																										
1	2483.50	52.21	54.00	-1.79	43.98	31.93	7.26	36.96	6.00	288	360	AVERAGE																																																																						
Limit	Read	Ant	Cable	Preamp	Aux	APos	TPos	Remark																																																																										
Freq	Level	Line	Margin	Level	Factor	Loss	Factor	Factor																																																																										
MHz	dBuV/m	dBuV/m	dB	dBuV	dB/m	dB	dB	dB																																																																										
1	2457.00	103.07	-----	-----	94.98	31.83	7.21	36.95	6.00	288	360	AVERAGE																																																																						



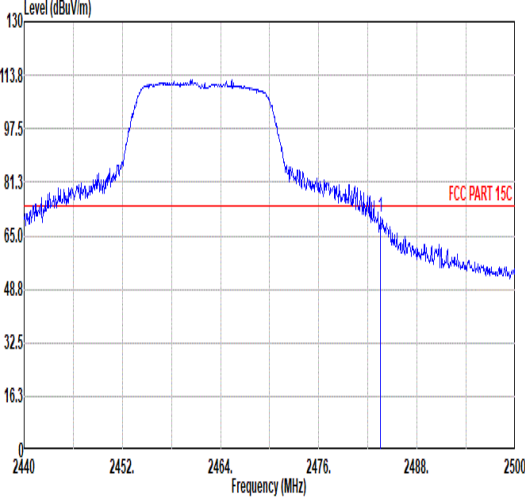
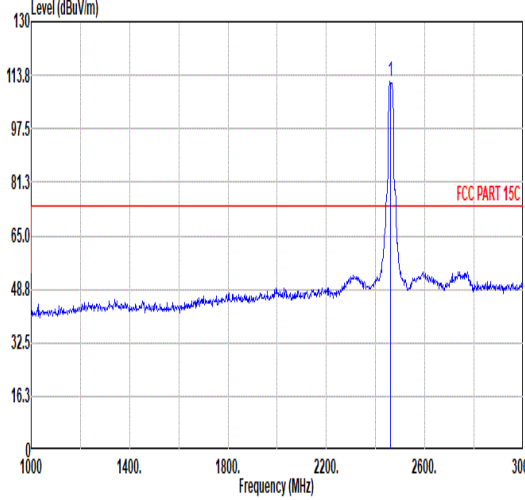
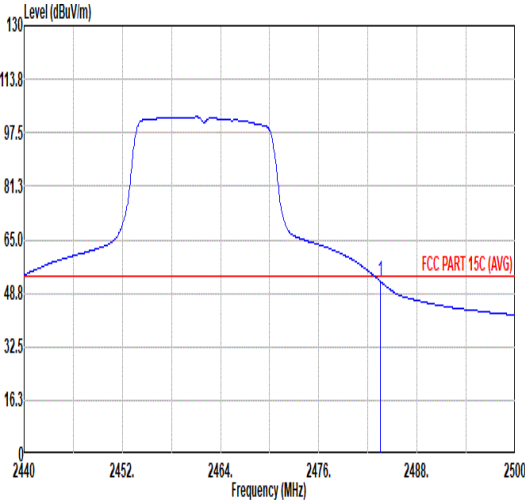
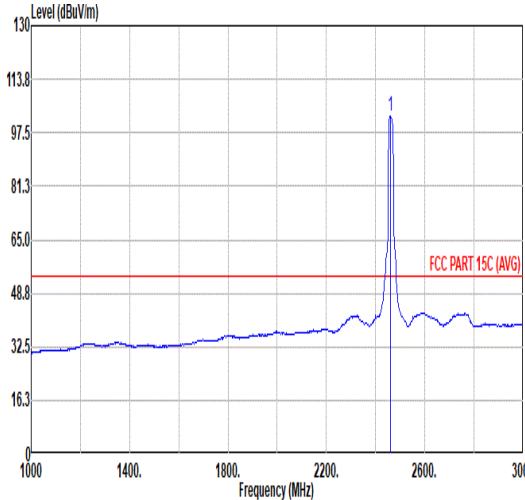
Mode	7																																																																	
	Band Edge																																																																	
	2400-2483.5_802.11g_CH10_2457MHz																																																																	
ANT	1																																																																	
Pol.	Vertical	Fundamental																																																																
Peak	<table border="1"> <thead> <tr> <th>Limit</th> <th>Read</th> <th>Ant</th> <th>Cable</th> <th>Preamp</th> <th>Aux</th> <th>APos</th> <th>TPos</th> </tr> <tr> <th>Freq Level Line Margin Level Factor Loss Factor Factor</th> <th></th> <th></th> <th></th> <th></th> <th></th> <th></th> <th>Remark</th> </tr> <tr> <th>MHz dBuV/m dBuV/m dB dBuV dB/m dB dB dB cm deg</th> <th></th> <th></th> <th></th> <th></th> <th></th> <th></th> <th></th> </tr> </thead> <tbody> <tr> <td>1 2485.12 59.08 74.00 -14.92 50.84 31.94 7.26 36.96 6.00 378 0 PEAK</td> <td></td> <td></td> <td></td> <td></td> <td></td> <td></td> <td></td> </tr> </tbody> </table>	Limit	Read	Ant	Cable	Preamp	Aux	APos	TPos	Freq Level Line Margin Level Factor Loss Factor Factor							Remark	MHz dBuV/m dBuV/m dB dBuV dB/m dB dB dB cm deg								1 2485.12 59.08 74.00 -14.92 50.84 31.94 7.26 36.96 6.00 378 0 PEAK								<table border="1"> <thead> <tr> <th>Limit</th> <th>Read</th> <th>Ant</th> <th>Cable</th> <th>Preamp</th> <th>Aux</th> <th>APos</th> <th>TPos</th> </tr> <tr> <th>Freq Level Line Margin Level Factor Loss Factor Factor</th> <th></th> <th></th> <th></th> <th></th> <th></th> <th></th> <th>Remark</th> </tr> <tr> <th>MHz dBuV/m dBuV/m dB dBuV dB/m dB dB dB cm deg</th> <th></th> <th></th> <th></th> <th></th> <th></th> <th></th> <th></th> </tr> </thead> <tbody> <tr> <td>1 2457.00 107.37 ----- 99.29 31.82 7.21 36.95 6.00 378 0 PEAK</td> <td></td> <td></td> <td></td> <td></td> <td></td> <td></td> <td></td> </tr> </tbody> </table>	Limit	Read	Ant	Cable	Preamp	Aux	APos	TPos	Freq Level Line Margin Level Factor Loss Factor Factor							Remark	MHz dBuV/m dBuV/m dB dBuV dB/m dB dB dB cm deg								1 2457.00 107.37 ----- 99.29 31.82 7.21 36.95 6.00 378 0 PEAK							
	Limit	Read	Ant	Cable	Preamp	Aux	APos	TPos																																																										
Freq Level Line Margin Level Factor Loss Factor Factor							Remark																																																											
MHz dBuV/m dBuV/m dB dBuV dB/m dB dB dB cm deg																																																																		
1 2485.12 59.08 74.00 -14.92 50.84 31.94 7.26 36.96 6.00 378 0 PEAK																																																																		
Limit	Read	Ant	Cable	Preamp	Aux	APos	TPos																																																											
Freq Level Line Margin Level Factor Loss Factor Factor							Remark																																																											
MHz dBuV/m dBuV/m dB dBuV dB/m dB dB dB cm deg																																																																		
1 2457.00 107.37 ----- 99.29 31.82 7.21 36.95 6.00 378 0 PEAK																																																																		
Avg	<table border="1"> <thead> <tr> <th>Limit</th> <th>Read</th> <th>Ant</th> <th>Cable</th> <th>Preamp</th> <th>Aux</th> <th>APos</th> <th>TPos</th> </tr> <tr> <th>Freq Level Line Margin Level Factor Loss Factor Factor</th> <th></th> <th></th> <th></th> <th></th> <th></th> <th></th> <th>Remark</th> </tr> <tr> <th>MHz dBuV/m dBuV/m dB dBuV dB/m dB dB dB cm deg</th> <th></th> <th></th> <th></th> <th></th> <th></th> <th></th> <th></th> </tr> </thead> <tbody> <tr> <td>1 2483.50 42.20 54.00 -11.80 33.97 31.93 7.26 36.96 6.00 378 0 AVERAGE</td> <td></td> <td></td> <td></td> <td></td> <td></td> <td></td> <td></td> </tr> </tbody> </table>	Limit	Read	Ant	Cable	Preamp	Aux	APos	TPos	Freq Level Line Margin Level Factor Loss Factor Factor							Remark	MHz dBuV/m dBuV/m dB dBuV dB/m dB dB dB cm deg								1 2483.50 42.20 54.00 -11.80 33.97 31.93 7.26 36.96 6.00 378 0 AVERAGE								<table border="1"> <thead> <tr> <th>Limit</th> <th>Read</th> <th>Ant</th> <th>Cable</th> <th>Preamp</th> <th>Aux</th> <th>APos</th> <th>TPos</th> </tr> <tr> <th>Freq Level Line Margin Level Factor Loss Factor Factor</th> <th></th> <th></th> <th></th> <th></th> <th></th> <th></th> <th>Remark</th> </tr> <tr> <th>MHz dBuV/m dBuV/m dB dBuV dB/m dB dB dB cm deg</th> <th></th> <th></th> <th></th> <th></th> <th></th> <th></th> <th></th> </tr> </thead> <tbody> <tr> <td>1 2457.00 98.00 ----- 89.92 31.81 7.21 36.94 6.00 378 0 AVERAGE</td> <td></td> <td></td> <td></td> <td></td> <td></td> <td></td> <td></td> </tr> </tbody> </table>	Limit	Read	Ant	Cable	Preamp	Aux	APos	TPos	Freq Level Line Margin Level Factor Loss Factor Factor							Remark	MHz dBuV/m dBuV/m dB dBuV dB/m dB dB dB cm deg								1 2457.00 98.00 ----- 89.92 31.81 7.21 36.94 6.00 378 0 AVERAGE							
	Limit	Read	Ant	Cable	Preamp	Aux	APos	TPos																																																										
Freq Level Line Margin Level Factor Loss Factor Factor							Remark																																																											
MHz dBuV/m dBuV/m dB dBuV dB/m dB dB dB cm deg																																																																		
1 2483.50 42.20 54.00 -11.80 33.97 31.93 7.26 36.96 6.00 378 0 AVERAGE																																																																		
Limit	Read	Ant	Cable	Preamp	Aux	APos	TPos																																																											
Freq Level Line Margin Level Factor Loss Factor Factor							Remark																																																											
MHz dBuV/m dBuV/m dB dBuV dB/m dB dB dB cm deg																																																																		
1 2457.00 98.00 ----- 89.92 31.81 7.21 36.94 6.00 378 0 AVERAGE																																																																		





Mode	7																																																																																																																										
	Harmonic																																																																																																																										
	2400-2483.5_802.11g_CH10_2457MHz																																																																																																																										
ANT	1																																																																																																																										
Pol.	Horizontal	Vertical																																																																																																																									
Peak Avg	<table border="1"> <thead> <tr> <th>Limit</th> <th>Read</th> <th>Ant</th> <th>Cable</th> <th>Preamp</th> <th>Aux</th> <th>APos</th> <th>TPos</th> <th>Remark</th> </tr> <tr> <th>Freq</th> <th>Level</th> <th>Line Margin</th> <th>Level</th> <th>Factor</th> <th>Loss Factor</th> <th>Factor</th> <th></th> <th></th> </tr> <tr> <th>MHz</th> <th>dBuV/m</th> <th>dBuV/m</th> <th>dB</th> <th>dBuV</th> <th>dB/m</th> <th>dB</th> <th>dB</th> <th>cm</th> <th>deg</th> </tr> </thead> <tbody> <tr> <td>1</td> <td>4914.00</td> <td>53.98</td> <td>74.00</td> <td>-20.02</td> <td>75.13</td> <td>33.00</td> <td>10.34</td> <td>65.29</td> <td>0.00</td> <td>300</td> <td>301</td> <td>PEAK</td> </tr> <tr> <td>2</td> <td>4914.00</td> <td>43.52</td> <td>54.00</td> <td>-10.48</td> <td>64.67</td> <td>33.00</td> <td>10.34</td> <td>65.29</td> <td>0.00</td> <td>300</td> <td>301</td> <td>AVERAGE</td> </tr> <tr> <td>3</td> <td>7371.00</td> <td>45.74</td> <td>74.00</td> <td>-28.26</td> <td>64.09</td> <td>35.54</td> <td>12.73</td> <td>66.62</td> <td>0.00</td> <td>---</td> <td>---</td> <td>PEAK</td> </tr> </tbody> </table>	Limit	Read	Ant	Cable	Preamp	Aux	APos	TPos	Remark	Freq	Level	Line Margin	Level	Factor	Loss Factor	Factor			MHz	dBuV/m	dBuV/m	dB	dBuV	dB/m	dB	dB	cm	deg	1	4914.00	53.98	74.00	-20.02	75.13	33.00	10.34	65.29	0.00	300	301	PEAK	2	4914.00	43.52	54.00	-10.48	64.67	33.00	10.34	65.29	0.00	300	301	AVERAGE	3	7371.00	45.74	74.00	-28.26	64.09	35.54	12.73	66.62	0.00	---	---	PEAK	<table border="1"> <thead> <tr> <th>Limit</th> <th>Read</th> <th>Ant</th> <th>Cable</th> <th>Preamp</th> <th>Aux</th> <th>APos</th> <th>TPos</th> <th>Remark</th> </tr> <tr> <th>Freq</th> <th>Level</th> <th>Line Margin</th> <th>Level</th> <th>Factor</th> <th>Loss Factor</th> <th>Factor</th> <th></th> <th></th> </tr> <tr> <th>MHz</th> <th>dBuV/m</th> <th>dBuV/m</th> <th>dB</th> <th>dBuV</th> <th>dB/m</th> <th>dB</th> <th>dB</th> <th>cm</th> <th>deg</th> </tr> </thead> <tbody> <tr> <td>1</td> <td>4914.00</td> <td>46.24</td> <td>74.00</td> <td>-27.76</td> <td>67.39</td> <td>33.00</td> <td>10.34</td> <td>65.29</td> <td>0.00</td> <td>---</td> <td>---</td> <td>PEAK</td> </tr> <tr> <td>2</td> <td>7371.00</td> <td>42.25</td> <td>74.00</td> <td>-31.75</td> <td>60.60</td> <td>35.54</td> <td>12.73</td> <td>66.62</td> <td>0.00</td> <td>---</td> <td>---</td> <td>PEAK</td> </tr> </tbody> </table>	Limit	Read	Ant	Cable	Preamp	Aux	APos	TPos	Remark	Freq	Level	Line Margin	Level	Factor	Loss Factor	Factor			MHz	dBuV/m	dBuV/m	dB	dBuV	dB/m	dB	dB	cm	deg	1	4914.00	46.24	74.00	-27.76	67.39	33.00	10.34	65.29	0.00	---	---	PEAK	2	7371.00	42.25	74.00	-31.75	60.60	35.54	12.73	66.62	0.00	---	---	PEAK
Limit	Read	Ant	Cable	Preamp	Aux	APos	TPos	Remark																																																																																																																			
Freq	Level	Line Margin	Level	Factor	Loss Factor	Factor																																																																																																																					
MHz	dBuV/m	dBuV/m	dB	dBuV	dB/m	dB	dB	cm	deg																																																																																																																		
1	4914.00	53.98	74.00	-20.02	75.13	33.00	10.34	65.29	0.00	300	301	PEAK																																																																																																															
2	4914.00	43.52	54.00	-10.48	64.67	33.00	10.34	65.29	0.00	300	301	AVERAGE																																																																																																															
3	7371.00	45.74	74.00	-28.26	64.09	35.54	12.73	66.62	0.00	---	---	PEAK																																																																																																															
Limit	Read	Ant	Cable	Preamp	Aux	APos	TPos	Remark																																																																																																																			
Freq	Level	Line Margin	Level	Factor	Loss Factor	Factor																																																																																																																					
MHz	dBuV/m	dBuV/m	dB	dBuV	dB/m	dB	dB	cm	deg																																																																																																																		
1	4914.00	46.24	74.00	-27.76	67.39	33.00	10.34	65.29	0.00	---	---	PEAK																																																																																																															
2	7371.00	42.25	74.00	-31.75	60.60	35.54	12.73	66.62	0.00	---	---	PEAK																																																																																																															



Mode	8																																																																										
	Band Edge																																																																										
	2400-2483.5_802.11g_CH11_2462MHz																																																																										
ANT	1																																																																										
Pol.	Horizontal	Fundamental																																																																									
Peak	 <table border="1" data-bbox="268 1131 794 1254"> <thead> <tr> <th>Limit</th> <th>Read</th> <th>Ant</th> <th>Cable</th> <th>Preamp</th> <th>Aux</th> <th>APos</th> <th>TPos</th> </tr> <tr> <th>Freq</th> <th>Level</th> <th>Line</th> <th>Margin</th> <th>Level</th> <th>Factor</th> <th>Loss</th> <th>Factor</th> </tr> <tr> <th>MHz</th> <th>dBuV/m</th> <th>dBuV/m</th> <th>dB</th> <th>dBuV</th> <th>dB/m</th> <th>dB</th> <th>dB</th> </tr> </thead> <tbody> <tr> <td>1</td> <td>2483.56</td> <td>70.59</td> <td>74.00</td> <td>-3.41</td> <td>62.36</td> <td>31.93</td> <td>7.26</td> <td>36.96</td> <td>6.00</td> <td>330</td> <td>0</td> <td>PEAK</td> </tr> </tbody> </table>	Limit	Read	Ant	Cable	Preamp	Aux	APos	TPos	Freq	Level	Line	Margin	Level	Factor	Loss	Factor	MHz	dBuV/m	dBuV/m	dB	dBuV	dB/m	dB	dB	1	2483.56	70.59	74.00	-3.41	62.36	31.93	7.26	36.96	6.00	330	0	PEAK	 <table border="1" data-bbox="906 1131 1433 1254"> <thead> <tr> <th>Limit</th> <th>Read</th> <th>Ant</th> <th>Cable</th> <th>Preamp</th> <th>Aux</th> <th>APos</th> <th>TPos</th> </tr> <tr> <th>Freq</th> <th>Level</th> <th>Line</th> <th>Margin</th> <th>Level</th> <th>Factor</th> <th>Loss</th> <th>Factor</th> </tr> <tr> <th>MHz</th> <th>dBuV/m</th> <th>dBuV/m</th> <th>dB</th> <th>dBuV</th> <th>dB/m</th> <th>dB</th> <th>dB</th> </tr> </thead> <tbody> <tr> <td>1</td> <td>2462.00</td> <td>111.79</td> <td>-----</td> <td>103.70</td> <td>31.83</td> <td>7.21</td> <td>36.95</td> <td>6.00</td> <td>330</td> <td>0</td> <td>PEAK</td> </tr> </tbody> </table>	Limit	Read	Ant	Cable	Preamp	Aux	APos	TPos	Freq	Level	Line	Margin	Level	Factor	Loss	Factor	MHz	dBuV/m	dBuV/m	dB	dBuV	dB/m	dB	dB	1	2462.00	111.79	-----	103.70	31.83	7.21	36.95	6.00	330	0	PEAK
	Limit	Read	Ant	Cable	Preamp	Aux	APos	TPos																																																																			
Freq	Level	Line	Margin	Level	Factor	Loss	Factor																																																																				
MHz	dBuV/m	dBuV/m	dB	dBuV	dB/m	dB	dB																																																																				
1	2483.56	70.59	74.00	-3.41	62.36	31.93	7.26	36.96	6.00	330	0	PEAK																																																															
Limit	Read	Ant	Cable	Preamp	Aux	APos	TPos																																																																				
Freq	Level	Line	Margin	Level	Factor	Loss	Factor																																																																				
MHz	dBuV/m	dBuV/m	dB	dBuV	dB/m	dB	dB																																																																				
1	2462.00	111.79	-----	103.70	31.83	7.21	36.95	6.00	330	0	PEAK																																																																
Avg	 <table border="1" data-bbox="268 1807 794 1930"> <thead> <tr> <th>Limit</th> <th>Read</th> <th>Ant</th> <th>Cable</th> <th>Preamp</th> <th>Aux</th> <th>APos</th> <th>TPos</th> </tr> <tr> <th>Freq</th> <th>Level</th> <th>Line</th> <th>Margin</th> <th>Level</th> <th>Factor</th> <th>Loss</th> <th>Factor</th> </tr> <tr> <th>MHz</th> <th>dBuV/m</th> <th>dBuV/m</th> <th>dB</th> <th>dBuV</th> <th>dB/m</th> <th>dB</th> <th>dB</th> </tr> </thead> <tbody> <tr> <td>1</td> <td>2483.50</td> <td>52.45</td> <td>54.00</td> <td>-1.55</td> <td>44.22</td> <td>31.93</td> <td>7.26</td> <td>36.96</td> <td>6.00</td> <td>330</td> <td>0</td> <td>AVERAGE</td> </tr> </tbody> </table>	Limit	Read	Ant	Cable	Preamp	Aux	APos	TPos	Freq	Level	Line	Margin	Level	Factor	Loss	Factor	MHz	dBuV/m	dBuV/m	dB	dBuV	dB/m	dB	dB	1	2483.50	52.45	54.00	-1.55	44.22	31.93	7.26	36.96	6.00	330	0	AVERAGE	 <table border="1" data-bbox="906 1807 1433 1930"> <thead> <tr> <th>Limit</th> <th>Read</th> <th>Ant</th> <th>Cable</th> <th>Preamp</th> <th>Aux</th> <th>APos</th> <th>TPos</th> </tr> <tr> <th>Freq</th> <th>Level</th> <th>Line</th> <th>Margin</th> <th>Level</th> <th>Factor</th> <th>Loss</th> <th>Factor</th> </tr> <tr> <th>MHz</th> <th>dBuV/m</th> <th>dBuV/m</th> <th>dB</th> <th>dBuV</th> <th>dB/m</th> <th>dB</th> <th>dB</th> </tr> </thead> <tbody> <tr> <td>1</td> <td>2462.00</td> <td>102.50</td> <td>-----</td> <td>94.41</td> <td>31.83</td> <td>7.21</td> <td>36.95</td> <td>6.00</td> <td>330</td> <td>0</td> <td>AVERAGE</td> </tr> </tbody> </table>	Limit	Read	Ant	Cable	Preamp	Aux	APos	TPos	Freq	Level	Line	Margin	Level	Factor	Loss	Factor	MHz	dBuV/m	dBuV/m	dB	dBuV	dB/m	dB	dB	1	2462.00	102.50	-----	94.41	31.83	7.21	36.95	6.00	330	0	AVERAGE
	Limit	Read	Ant	Cable	Preamp	Aux	APos	TPos																																																																			
Freq	Level	Line	Margin	Level	Factor	Loss	Factor																																																																				
MHz	dBuV/m	dBuV/m	dB	dBuV	dB/m	dB	dB																																																																				
1	2483.50	52.45	54.00	-1.55	44.22	31.93	7.26	36.96	6.00	330	0	AVERAGE																																																															
Limit	Read	Ant	Cable	Preamp	Aux	APos	TPos																																																																				
Freq	Level	Line	Margin	Level	Factor	Loss	Factor																																																																				
MHz	dBuV/m	dBuV/m	dB	dBuV	dB/m	dB	dB																																																																				
1	2462.00	102.50	-----	94.41	31.83	7.21	36.95	6.00	330	0	AVERAGE																																																																

Note: The higher Signals which are no mark are within frequency band can be ignored.



Mode	8																																																																																	
	Band Edge																																																																																	
	2400-2483.5_802.11g_CH11_2462MHz																																																																																	
ANT	1																																																																																	
Pol.	Vertical	Fundamental																																																																																
Peak	<table border="1"> <thead> <tr> <th>Limit</th> <th>Read</th> <th>Ant</th> <th>Cable</th> <th>Preamp</th> <th>Aux</th> <th>APos</th> <th>TPos</th> <th>Remark</th> </tr> <tr> <th>Freq</th> <th>Level</th> <th>Line</th> <th>Margin</th> <th>Level</th> <th>Factor</th> <th>Loss</th> <th>Factor</th> <th>Factor</th> </tr> <tr> <th>MHz</th> <th>dBuV/m</th> <th>dBuV/m</th> <th>dB</th> <th>dBuV</th> <th>dB/m</th> <th>dB</th> <th>dB</th> <th>dB</th> </tr> </thead> <tbody> <tr> <td>1</td> <td>2483.56</td> <td>68.80</td> <td>74.00</td> <td>-5.20</td> <td>60.57</td> <td>31.93</td> <td>7.26</td> <td>36.96</td> <td>6.00</td> <td>316</td> <td>271</td> <td>PEAK</td> </tr> </tbody> </table>	Limit	Read	Ant	Cable	Preamp	Aux	APos	TPos	Remark	Freq	Level	Line	Margin	Level	Factor	Loss	Factor	Factor	MHz	dBuV/m	dBuV/m	dB	dBuV	dB/m	dB	dB	dB	1	2483.56	68.80	74.00	-5.20	60.57	31.93	7.26	36.96	6.00	316	271	PEAK	<table border="1"> <thead> <tr> <th>Limit</th> <th>Read</th> <th>Ant</th> <th>Cable</th> <th>Preamp</th> <th>Aux</th> <th>APos</th> <th>TPos</th> <th>Remark</th> </tr> <tr> <th>Freq</th> <th>Level</th> <th>Line</th> <th>Margin</th> <th>Level</th> <th>Factor</th> <th>Loss</th> <th>Factor</th> <th>Factor</th> </tr> <tr> <th>MHz</th> <th>dBuV/m</th> <th>dBuV/m</th> <th>dB</th> <th>dBuV</th> <th>dB/m</th> <th>dB</th> <th>dB</th> <th>dB</th> </tr> </thead> <tbody> <tr> <td>1</td> <td>2462.00</td> <td>106.84</td> <td>-----</td> <td>-----</td> <td>98.73</td> <td>31.84</td> <td>7.22</td> <td>36.95</td> <td>6.00</td> <td>316</td> <td>271</td> <td>PEAK</td> </tr> </tbody> </table>	Limit	Read	Ant	Cable	Preamp	Aux	APos	TPos	Remark	Freq	Level	Line	Margin	Level	Factor	Loss	Factor	Factor	MHz	dBuV/m	dBuV/m	dB	dBuV	dB/m	dB	dB	dB	1	2462.00	106.84	-----	-----	98.73	31.84	7.22	36.95	6.00	316	271	PEAK
	Limit	Read	Ant	Cable	Preamp	Aux	APos	TPos	Remark																																																																									
Freq	Level	Line	Margin	Level	Factor	Loss	Factor	Factor																																																																										
MHz	dBuV/m	dBuV/m	dB	dBuV	dB/m	dB	dB	dB																																																																										
1	2483.56	68.80	74.00	-5.20	60.57	31.93	7.26	36.96	6.00	316	271	PEAK																																																																						
Limit	Read	Ant	Cable	Preamp	Aux	APos	TPos	Remark																																																																										
Freq	Level	Line	Margin	Level	Factor	Loss	Factor	Factor																																																																										
MHz	dBuV/m	dBuV/m	dB	dBuV	dB/m	dB	dB	dB																																																																										
1	2462.00	106.84	-----	-----	98.73	31.84	7.22	36.95	6.00	316	271	PEAK																																																																						
Avg	<table border="1"> <thead> <tr> <th>Limit</th> <th>Read</th> <th>Ant</th> <th>Cable</th> <th>Preamp</th> <th>Aux</th> <th>APos</th> <th>TPos</th> <th>Remark</th> </tr> <tr> <th>Freq</th> <th>Level</th> <th>Line</th> <th>Margin</th> <th>Level</th> <th>Factor</th> <th>Loss</th> <th>Factor</th> <th>Factor</th> </tr> <tr> <th>MHz</th> <th>dBuV/m</th> <th>dBuV/m</th> <th>dB</th> <th>dBuV</th> <th>dB/m</th> <th>dB</th> <th>dB</th> <th>dB</th> </tr> </thead> <tbody> <tr> <td>1</td> <td>2483.50</td> <td>49.29</td> <td>54.00</td> <td>-4.71</td> <td>41.06</td> <td>31.93</td> <td>7.26</td> <td>36.96</td> <td>6.00</td> <td>316</td> <td>271</td> <td>AVERAGE</td> </tr> </tbody> </table>	Limit	Read	Ant	Cable	Preamp	Aux	APos	TPos	Remark	Freq	Level	Line	Margin	Level	Factor	Loss	Factor	Factor	MHz	dBuV/m	dBuV/m	dB	dBuV	dB/m	dB	dB	dB	1	2483.50	49.29	54.00	-4.71	41.06	31.93	7.26	36.96	6.00	316	271	AVERAGE	<table border="1"> <thead> <tr> <th>Limit</th> <th>Read</th> <th>Ant</th> <th>Cable</th> <th>Preamp</th> <th>Aux</th> <th>APos</th> <th>TPos</th> <th>Remark</th> </tr> <tr> <th>Freq</th> <th>Level</th> <th>Line</th> <th>Margin</th> <th>Level</th> <th>Factor</th> <th>Loss</th> <th>Factor</th> <th>Factor</th> </tr> <tr> <th>MHz</th> <th>dBuV/m</th> <th>dBuV/m</th> <th>dB</th> <th>dBuV</th> <th>dB/m</th> <th>dB</th> <th>dB</th> <th>dB</th> </tr> </thead> <tbody> <tr> <td>1</td> <td>2462.00</td> <td>97.51</td> <td>-----</td> <td>-----</td> <td>89.40</td> <td>31.84</td> <td>7.22</td> <td>36.95</td> <td>6.00</td> <td>316</td> <td>271</td> <td>AVERAGE</td> </tr> </tbody> </table>	Limit	Read	Ant	Cable	Preamp	Aux	APos	TPos	Remark	Freq	Level	Line	Margin	Level	Factor	Loss	Factor	Factor	MHz	dBuV/m	dBuV/m	dB	dBuV	dB/m	dB	dB	dB	1	2462.00	97.51	-----	-----	89.40	31.84	7.22	36.95	6.00	316	271	AVERAGE
Limit	Read	Ant	Cable	Preamp	Aux	APos	TPos	Remark																																																																										
Freq	Level	Line	Margin	Level	Factor	Loss	Factor	Factor																																																																										
MHz	dBuV/m	dBuV/m	dB	dBuV	dB/m	dB	dB	dB																																																																										
1	2483.50	49.29	54.00	-4.71	41.06	31.93	7.26	36.96	6.00	316	271	AVERAGE																																																																						
Limit	Read	Ant	Cable	Preamp	Aux	APos	TPos	Remark																																																																										
Freq	Level	Line	Margin	Level	Factor	Loss	Factor	Factor																																																																										
MHz	dBuV/m	dBuV/m	dB	dBuV	dB/m	dB	dB	dB																																																																										
1	2462.00	97.51	-----	-----	89.40	31.84	7.22	36.95	6.00	316	271	AVERAGE																																																																						

Note: The higher Signals which are no mark are within frequency band can be ignored.

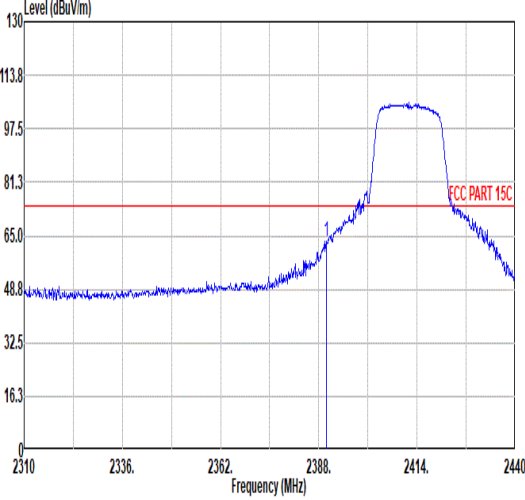
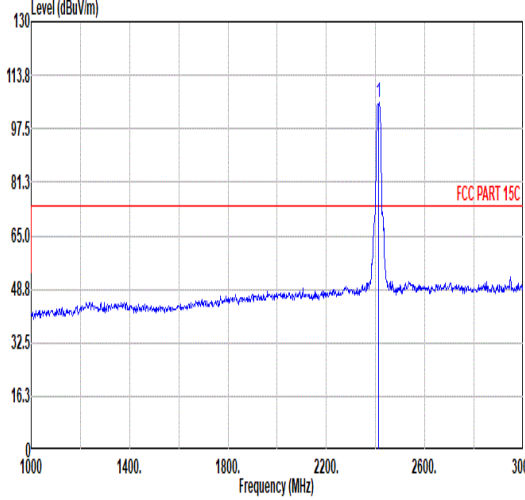
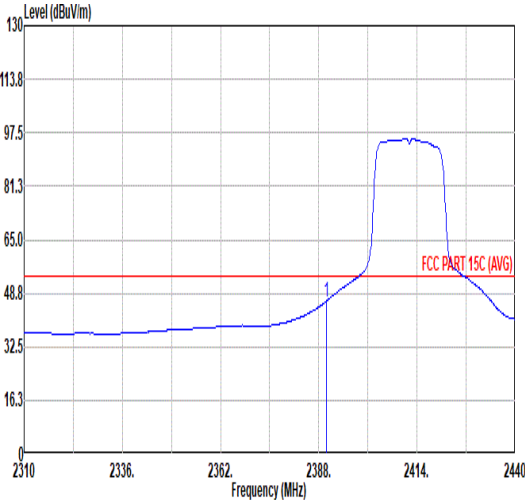
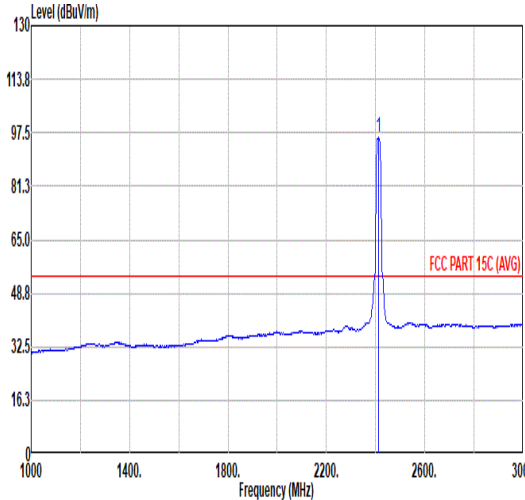


Mode	8																																																																																																															
	Harmonic																																																																																																															
	2400-2483.5_802.11g_CH11_2462MHz																																																																																																															
ANT	1																																																																																																															
Pol.	Horizontal	Vertical																																																																																																														
Peak Avg	<table border="1"> <thead> <tr> <th>Limit</th> <th>Read</th> <th>Ant</th> <th>Cable</th> <th>Preamp</th> <th>Aux</th> <th>APos</th> <th>TPos</th> <th>Remark</th> </tr> <tr> <th>Freq</th> <th>Level</th> <th>Line</th> <th>Margin</th> <th>Level</th> <th>Factor</th> <th>Loss</th> <th>Factor</th> <th>Factor</th> </tr> <tr> <th>MHz</th> <th>dBuV/m</th> <th>dBuV/m</th> <th>dB</th> <th>dBuV</th> <th>dB/m</th> <th>dB</th> <th>dB</th> <th>dB</th> <th>cm</th> <th>deg</th> </tr> </thead> <tbody> <tr> <td>1</td> <td>4924.00</td> <td>40.53</td> <td>74.00</td> <td>-33.47</td> <td>61.67</td> <td>33.00</td> <td>10.35</td> <td>65.29</td> <td>0.00</td> <td>---</td> <td>---</td> <td>PEAK</td> </tr> <tr> <td>2</td> <td>7386.00</td> <td>41.50</td> <td>74.00</td> <td>-32.50</td> <td>59.86</td> <td>35.57</td> <td>12.73</td> <td>66.66</td> <td>0.00</td> <td>---</td> <td>---</td> <td>PEAK</td> </tr> </tbody> </table>	Limit	Read	Ant	Cable	Preamp	Aux	APos	TPos	Remark	Freq	Level	Line	Margin	Level	Factor	Loss	Factor	Factor	MHz	dBuV/m	dBuV/m	dB	dBuV	dB/m	dB	dB	dB	cm	deg	1	4924.00	40.53	74.00	-33.47	61.67	33.00	10.35	65.29	0.00	---	---	PEAK	2	7386.00	41.50	74.00	-32.50	59.86	35.57	12.73	66.66	0.00	---	---	PEAK	<table border="1"> <thead> <tr> <th>Limit</th> <th>Read</th> <th>Ant</th> <th>Cable</th> <th>Preamp</th> <th>Aux</th> <th>APos</th> <th>TPos</th> <th>Remark</th> </tr> <tr> <th>Freq</th> <th>Level</th> <th>Line</th> <th>Margin</th> <th>Level</th> <th>Factor</th> <th>Loss</th> <th>Factor</th> <th>Factor</th> </tr> <tr> <th>MHz</th> <th>dBuV/m</th> <th>dBuV/m</th> <th>dB</th> <th>dBuV</th> <th>dB/m</th> <th>dB</th> <th>dB</th> <th>dB</th> <th>cm</th> <th>deg</th> </tr> </thead> <tbody> <tr> <td>1</td> <td>4924.00</td> <td>41.50</td> <td>74.00</td> <td>-32.50</td> <td>62.64</td> <td>33.00</td> <td>10.35</td> <td>65.29</td> <td>0.00</td> <td>---</td> <td>---</td> <td>PEAK</td> </tr> <tr> <td>2</td> <td>7386.00</td> <td>44.57</td> <td>74.00</td> <td>-29.43</td> <td>62.93</td> <td>35.57</td> <td>12.73</td> <td>66.66</td> <td>0.00</td> <td>---</td> <td>---</td> <td>PEAK</td> </tr> </tbody> </table>	Limit	Read	Ant	Cable	Preamp	Aux	APos	TPos	Remark	Freq	Level	Line	Margin	Level	Factor	Loss	Factor	Factor	MHz	dBuV/m	dBuV/m	dB	dBuV	dB/m	dB	dB	dB	cm	deg	1	4924.00	41.50	74.00	-32.50	62.64	33.00	10.35	65.29	0.00	---	---	PEAK	2	7386.00	44.57	74.00	-29.43	62.93	35.57	12.73	66.66	0.00	---	---	PEAK
Limit	Read	Ant	Cable	Preamp	Aux	APos	TPos	Remark																																																																																																								
Freq	Level	Line	Margin	Level	Factor	Loss	Factor	Factor																																																																																																								
MHz	dBuV/m	dBuV/m	dB	dBuV	dB/m	dB	dB	dB	cm	deg																																																																																																						
1	4924.00	40.53	74.00	-33.47	61.67	33.00	10.35	65.29	0.00	---	---	PEAK																																																																																																				
2	7386.00	41.50	74.00	-32.50	59.86	35.57	12.73	66.66	0.00	---	---	PEAK																																																																																																				
Limit	Read	Ant	Cable	Preamp	Aux	APos	TPos	Remark																																																																																																								
Freq	Level	Line	Margin	Level	Factor	Loss	Factor	Factor																																																																																																								
MHz	dBuV/m	dBuV/m	dB	dBuV	dB/m	dB	dB	dB	cm	deg																																																																																																						
1	4924.00	41.50	74.00	-32.50	62.64	33.00	10.35	65.29	0.00	---	---	PEAK																																																																																																				
2	7386.00	44.57	74.00	-29.43	62.93	35.57	12.73	66.66	0.00	---	---	PEAK																																																																																																				



Mode	9																																																																																	
	Band Edge																																																																																	
	2400-2483.5_802.11n_HT20_CH01_2412MHz																																																																																	
ANT	1																																																																																	
Pol.	Horizontal	Fundamental																																																																																
Peak	<table border="1"> <thead> <tr> <th>Limit</th> <th>Read</th> <th>Ant</th> <th>Cable</th> <th>Preamp</th> <th>Aux</th> <th>APos</th> <th>TPos</th> <th>Remark</th> </tr> <tr> <th>Freq</th> <th>Level</th> <th>Line</th> <th>Margin</th> <th>Level</th> <th>Factor</th> <th>Loss</th> <th>Factor</th> <th>Factor</th> </tr> <tr> <th>MHz</th> <th>dBuV/m</th> <th>dBuV/m</th> <th>dB</th> <th>dBuV</th> <th>dB/m</th> <th>dB</th> <th>dB</th> <th>cm</th> <th>deg</th> </tr> </thead> <tbody> <tr> <td>1</td> <td>2389.17</td> <td>68.88</td> <td>74.00</td> <td>-5.12</td> <td>60.99</td> <td>31.71</td> <td>7.10</td> <td>36.92</td> <td>6.00</td> <td>266</td> <td>0 PEAK</td> </tr> </tbody> </table>	Limit	Read	Ant	Cable	Preamp	Aux	APos	TPos	Remark	Freq	Level	Line	Margin	Level	Factor	Loss	Factor	Factor	MHz	dBuV/m	dBuV/m	dB	dBuV	dB/m	dB	dB	cm	deg	1	2389.17	68.88	74.00	-5.12	60.99	31.71	7.10	36.92	6.00	266	0 PEAK	<table border="1"> <thead> <tr> <th>Limit</th> <th>Read</th> <th>Ant</th> <th>Cable</th> <th>Preamp</th> <th>Aux</th> <th>APos</th> <th>TPos</th> <th>Remark</th> </tr> <tr> <th>Freq</th> <th>Level</th> <th>Line</th> <th>Margin</th> <th>Level</th> <th>Factor</th> <th>Loss</th> <th>Factor</th> <th>Factor</th> </tr> <tr> <th>MHz</th> <th>dBuV/m</th> <th>dBuV/m</th> <th>dB</th> <th>dBuV</th> <th>dB/m</th> <th>dB</th> <th>dB</th> <th>cm</th> <th>deg</th> </tr> </thead> <tbody> <tr> <td>1</td> <td>2412.00</td> <td>111.13</td> <td>-----</td> <td>-----</td> <td>103.11</td> <td>31.80</td> <td>7.15</td> <td>36.93</td> <td>6.00</td> <td>266</td> <td>0 PEAK</td> </tr> </tbody> </table>	Limit	Read	Ant	Cable	Preamp	Aux	APos	TPos	Remark	Freq	Level	Line	Margin	Level	Factor	Loss	Factor	Factor	MHz	dBuV/m	dBuV/m	dB	dBuV	dB/m	dB	dB	cm	deg	1	2412.00	111.13	-----	-----	103.11	31.80	7.15	36.93	6.00	266	0 PEAK
	Limit	Read	Ant	Cable	Preamp	Aux	APos	TPos	Remark																																																																									
Freq	Level	Line	Margin	Level	Factor	Loss	Factor	Factor																																																																										
MHz	dBuV/m	dBuV/m	dB	dBuV	dB/m	dB	dB	cm	deg																																																																									
1	2389.17	68.88	74.00	-5.12	60.99	31.71	7.10	36.92	6.00	266	0 PEAK																																																																							
Limit	Read	Ant	Cable	Preamp	Aux	APos	TPos	Remark																																																																										
Freq	Level	Line	Margin	Level	Factor	Loss	Factor	Factor																																																																										
MHz	dBuV/m	dBuV/m	dB	dBuV	dB/m	dB	dB	cm	deg																																																																									
1	2412.00	111.13	-----	-----	103.11	31.80	7.15	36.93	6.00	266	0 PEAK																																																																							
Avg	<table border="1"> <thead> <tr> <th>Limit</th> <th>Read</th> <th>Ant</th> <th>Cable</th> <th>Preamp</th> <th>Aux</th> <th>APos</th> <th>TPos</th> <th>Remark</th> </tr> <tr> <th>Freq</th> <th>Level</th> <th>Line</th> <th>Margin</th> <th>Level</th> <th>Factor</th> <th>Loss</th> <th>Factor</th> <th>Factor</th> </tr> <tr> <th>MHz</th> <th>dBuV/m</th> <th>dBuV/m</th> <th>dB</th> <th>dBuV</th> <th>dB/m</th> <th>dB</th> <th>dB</th> <th>cm</th> <th>deg</th> </tr> </thead> <tbody> <tr> <td>1</td> <td>2389.95</td> <td>52.27</td> <td>54.00</td> <td>-1.73</td> <td>44.36</td> <td>31.72</td> <td>7.11</td> <td>36.92</td> <td>6.00</td> <td>266</td> <td>0 AVERAGE</td> </tr> </tbody> </table>	Limit	Read	Ant	Cable	Preamp	Aux	APos	TPos	Remark	Freq	Level	Line	Margin	Level	Factor	Loss	Factor	Factor	MHz	dBuV/m	dBuV/m	dB	dBuV	dB/m	dB	dB	cm	deg	1	2389.95	52.27	54.00	-1.73	44.36	31.72	7.11	36.92	6.00	266	0 AVERAGE	<table border="1"> <thead> <tr> <th>Limit</th> <th>Read</th> <th>Ant</th> <th>Cable</th> <th>Preamp</th> <th>Aux</th> <th>APos</th> <th>TPos</th> <th>Remark</th> </tr> <tr> <th>Freq</th> <th>Level</th> <th>Line</th> <th>Margin</th> <th>Level</th> <th>Factor</th> <th>Loss</th> <th>Factor</th> <th>Factor</th> </tr> <tr> <th>MHz</th> <th>dBuV/m</th> <th>dBuV/m</th> <th>dB</th> <th>dBuV</th> <th>dB/m</th> <th>dB</th> <th>dB</th> <th>cm</th> <th>deg</th> </tr> </thead> <tbody> <tr> <td>1</td> <td>2412.00</td> <td>101.91</td> <td>-----</td> <td>-----</td> <td>93.89</td> <td>31.80</td> <td>7.15</td> <td>36.93</td> <td>6.00</td> <td>266</td> <td>0 AVERAGE</td> </tr> </tbody> </table>	Limit	Read	Ant	Cable	Preamp	Aux	APos	TPos	Remark	Freq	Level	Line	Margin	Level	Factor	Loss	Factor	Factor	MHz	dBuV/m	dBuV/m	dB	dBuV	dB/m	dB	dB	cm	deg	1	2412.00	101.91	-----	-----	93.89	31.80	7.15	36.93	6.00	266	0 AVERAGE
	Limit	Read	Ant	Cable	Preamp	Aux	APos	TPos	Remark																																																																									
Freq	Level	Line	Margin	Level	Factor	Loss	Factor	Factor																																																																										
MHz	dBuV/m	dBuV/m	dB	dBuV	dB/m	dB	dB	cm	deg																																																																									
1	2389.95	52.27	54.00	-1.73	44.36	31.72	7.11	36.92	6.00	266	0 AVERAGE																																																																							
Limit	Read	Ant	Cable	Preamp	Aux	APos	TPos	Remark																																																																										
Freq	Level	Line	Margin	Level	Factor	Loss	Factor	Factor																																																																										
MHz	dBuV/m	dBuV/m	dB	dBuV	dB/m	dB	dB	cm	deg																																																																									
1	2412.00	101.91	-----	-----	93.89	31.80	7.15	36.93	6.00	266	0 AVERAGE																																																																							



Mode	9																																																																																			
	Band Edge																																																																																			
	2400-2483.5_802.11n_HT20_CH01_2412MHz																																																																																			
ANT	1																																																																																			
Pol.	Vertical	Fundamental																																																																																		
Peak	 <table border="1" data-bbox="268 1131 794 1254"> <thead> <tr> <th>Limit</th> <th>Read</th> <th>Ant</th> <th>Cable</th> <th>Preamp</th> <th>Aux</th> <th>APos</th> <th>TPos</th> <th>Remark</th> </tr> <tr> <th>Freq</th> <th>Level</th> <th>Line Margin</th> <th>Level Factor</th> <th>Loss Factor</th> <th>Factor</th> <th></th> <th></th> <th></th> </tr> <tr> <th>MHz</th> <th>dBuV/m</th> <th>dBuV/m</th> <th>dB</th> <th>dBuV</th> <th>dB/m</th> <th>dB</th> <th>dB</th> <th>cm</th> <th>deg</th> </tr> </thead> <tbody> <tr> <td>1</td> <td>2389.95</td> <td>63.44</td> <td>74.00</td> <td>-10.56</td> <td>55.53</td> <td>31.72</td> <td>7.11</td> <td>36.92</td> <td>6.00</td> <td>302</td> <td>288</td> <td>PEAK</td> </tr> </tbody> </table>	Limit	Read	Ant	Cable	Preamp	Aux	APos	TPos	Remark	Freq	Level	Line Margin	Level Factor	Loss Factor	Factor				MHz	dBuV/m	dBuV/m	dB	dBuV	dB/m	dB	dB	cm	deg	1	2389.95	63.44	74.00	-10.56	55.53	31.72	7.11	36.92	6.00	302	288	PEAK	 <table border="1" data-bbox="906 1131 1433 1254"> <thead> <tr> <th>Limit</th> <th>Read</th> <th>Ant</th> <th>Cable</th> <th>Preamp</th> <th>Aux</th> <th>APos</th> <th>TPos</th> <th>Remark</th> </tr> <tr> <th>Freq</th> <th>Level</th> <th>Line Margin</th> <th>Level Factor</th> <th>Loss Factor</th> <th>Factor</th> <th></th> <th></th> <th></th> </tr> <tr> <th>MHz</th> <th>dBuV/m</th> <th>dBuV/m</th> <th>dB</th> <th>dBuV</th> <th>dB/m</th> <th>dB</th> <th>dB</th> <th>cm</th> <th>deg</th> </tr> </thead> <tbody> <tr> <td>1</td> <td>2412.00</td> <td>105.31</td> <td>-----</td> <td>-----</td> <td>97.30</td> <td>31.80</td> <td>7.14</td> <td>36.93</td> <td>6.00</td> <td>302</td> <td>288</td> <td>PEAK</td> </tr> </tbody> </table>	Limit	Read	Ant	Cable	Preamp	Aux	APos	TPos	Remark	Freq	Level	Line Margin	Level Factor	Loss Factor	Factor				MHz	dBuV/m	dBuV/m	dB	dBuV	dB/m	dB	dB	cm	deg	1	2412.00	105.31	-----	-----	97.30	31.80	7.14	36.93	6.00	302	288	PEAK
	Limit	Read	Ant	Cable	Preamp	Aux	APos	TPos	Remark																																																																											
Freq	Level	Line Margin	Level Factor	Loss Factor	Factor																																																																															
MHz	dBuV/m	dBuV/m	dB	dBuV	dB/m	dB	dB	cm	deg																																																																											
1	2389.95	63.44	74.00	-10.56	55.53	31.72	7.11	36.92	6.00	302	288	PEAK																																																																								
Limit	Read	Ant	Cable	Preamp	Aux	APos	TPos	Remark																																																																												
Freq	Level	Line Margin	Level Factor	Loss Factor	Factor																																																																															
MHz	dBuV/m	dBuV/m	dB	dBuV	dB/m	dB	dB	cm	deg																																																																											
1	2412.00	105.31	-----	-----	97.30	31.80	7.14	36.93	6.00	302	288	PEAK																																																																								
Avg	 <table border="1" data-bbox="268 1807 794 1930"> <thead> <tr> <th>Limit</th> <th>Read</th> <th>Ant</th> <th>Cable</th> <th>Preamp</th> <th>Aux</th> <th>APos</th> <th>TPos</th> <th>Remark</th> </tr> <tr> <th>Freq</th> <th>Level</th> <th>Line Margin</th> <th>Level Factor</th> <th>Loss Factor</th> <th>Factor</th> <th></th> <th></th> <th></th> </tr> <tr> <th>MHz</th> <th>dBuV/m</th> <th>dBuV/m</th> <th>dB</th> <th>dBuV</th> <th>dB/m</th> <th>dB</th> <th>dB</th> <th>cm</th> <th>deg</th> </tr> </thead> <tbody> <tr> <td>1</td> <td>2389.95</td> <td>46.33</td> <td>54.00</td> <td>-7.67</td> <td>38.42</td> <td>31.72</td> <td>7.11</td> <td>36.92</td> <td>6.00</td> <td>302</td> <td>288</td> <td>AVERAGE</td> </tr> </tbody> </table>	Limit	Read	Ant	Cable	Preamp	Aux	APos	TPos	Remark	Freq	Level	Line Margin	Level Factor	Loss Factor	Factor				MHz	dBuV/m	dBuV/m	dB	dBuV	dB/m	dB	dB	cm	deg	1	2389.95	46.33	54.00	-7.67	38.42	31.72	7.11	36.92	6.00	302	288	AVERAGE	 <table border="1" data-bbox="906 1807 1433 1930"> <thead> <tr> <th>Limit</th> <th>Read</th> <th>Ant</th> <th>Cable</th> <th>Preamp</th> <th>Aux</th> <th>APos</th> <th>TPos</th> <th>Remark</th> </tr> <tr> <th>Freq</th> <th>Level</th> <th>Line Margin</th> <th>Level Factor</th> <th>Loss Factor</th> <th>Factor</th> <th></th> <th></th> <th></th> </tr> <tr> <th>MHz</th> <th>dBuV/m</th> <th>dBuV/m</th> <th>dB</th> <th>dBuV</th> <th>dB/m</th> <th>dB</th> <th>dB</th> <th>cm</th> <th>deg</th> </tr> </thead> <tbody> <tr> <td>1</td> <td>2412.00</td> <td>95.93</td> <td>-----</td> <td>-----</td> <td>87.92</td> <td>31.80</td> <td>7.14</td> <td>36.93</td> <td>6.00</td> <td>302</td> <td>288</td> <td>AVERAGE</td> </tr> </tbody> </table>	Limit	Read	Ant	Cable	Preamp	Aux	APos	TPos	Remark	Freq	Level	Line Margin	Level Factor	Loss Factor	Factor				MHz	dBuV/m	dBuV/m	dB	dBuV	dB/m	dB	dB	cm	deg	1	2412.00	95.93	-----	-----	87.92	31.80	7.14	36.93	6.00	302	288	AVERAGE
	Limit	Read	Ant	Cable	Preamp	Aux	APos	TPos	Remark																																																																											
Freq	Level	Line Margin	Level Factor	Loss Factor	Factor																																																																															
MHz	dBuV/m	dBuV/m	dB	dBuV	dB/m	dB	dB	cm	deg																																																																											
1	2389.95	46.33	54.00	-7.67	38.42	31.72	7.11	36.92	6.00	302	288	AVERAGE																																																																								
Limit	Read	Ant	Cable	Preamp	Aux	APos	TPos	Remark																																																																												
Freq	Level	Line Margin	Level Factor	Loss Factor	Factor																																																																															
MHz	dBuV/m	dBuV/m	dB	dBuV	dB/m	dB	dB	cm	deg																																																																											
1	2412.00	95.93	-----	-----	87.92	31.80	7.14	36.93	6.00	302	288	AVERAGE																																																																								



Mode	9																																																																																	
	Harmonic																																																																																	
	2400-2483.5_802.11n_HT20_CH01_2412MHz																																																																																	
ANT	1																																																																																	
Pol.	Horizontal	Vertical																																																																																
Peak Avg	<table border="1"> <thead> <tr> <th>Limit</th> <th>Read</th> <th>Ant</th> <th>Cable</th> <th>Preamp</th> <th>Aux</th> <th>APos</th> <th>TPos</th> <th>Remark</th> </tr> <tr> <th>Freq</th> <th>Level</th> <th>Line Margin</th> <th>Level Factor</th> <th>Loss Factor</th> <th>Factor</th> <th>Factor</th> <th>Factor</th> <th></th> </tr> <tr> <th>MHz</th> <th>dBuV/m</th> <th>dBuV/m</th> <th>dB</th> <th>dBuV</th> <th>dB/m</th> <th>dB</th> <th>dB</th> <th>dB</th> </tr> </thead> <tbody> <tr> <td>1</td> <td>4824.00</td> <td>39.87</td> <td>74.00</td> <td>-34.13</td> <td>61.10</td> <td>33.80</td> <td>10.23</td> <td>65.26</td> <td>0.00</td> <td>---</td> <td>---</td> <td>PEAK</td> </tr> </tbody> </table>	Limit	Read	Ant	Cable	Preamp	Aux	APos	TPos	Remark	Freq	Level	Line Margin	Level Factor	Loss Factor	Factor	Factor	Factor		MHz	dBuV/m	dBuV/m	dB	dBuV	dB/m	dB	dB	dB	1	4824.00	39.87	74.00	-34.13	61.10	33.80	10.23	65.26	0.00	---	---	PEAK	<table border="1"> <thead> <tr> <th>Limit</th> <th>Read</th> <th>Ant</th> <th>Cable</th> <th>Preamp</th> <th>Aux</th> <th>APos</th> <th>TPos</th> <th>Remark</th> </tr> <tr> <th>Freq</th> <th>Level</th> <th>Line Margin</th> <th>Level Factor</th> <th>Loss Factor</th> <th>Factor</th> <th>Factor</th> <th>Factor</th> <th></th> </tr> <tr> <th>MHz</th> <th>dBuV/m</th> <th>dBuV/m</th> <th>dB</th> <th>dBuV</th> <th>dB/m</th> <th>dB</th> <th>dB</th> <th>dB</th> </tr> </thead> <tbody> <tr> <td>1</td> <td>4824.00</td> <td>40.11</td> <td>74.00</td> <td>-33.89</td> <td>61.34</td> <td>33.80</td> <td>10.23</td> <td>65.26</td> <td>0.00</td> <td>---</td> <td>---</td> <td>PEAK</td> </tr> </tbody> </table>	Limit	Read	Ant	Cable	Preamp	Aux	APos	TPos	Remark	Freq	Level	Line Margin	Level Factor	Loss Factor	Factor	Factor	Factor		MHz	dBuV/m	dBuV/m	dB	dBuV	dB/m	dB	dB	dB	1	4824.00	40.11	74.00	-33.89	61.34	33.80	10.23	65.26	0.00	---	---	PEAK
Limit	Read	Ant	Cable	Preamp	Aux	APos	TPos	Remark																																																																										
Freq	Level	Line Margin	Level Factor	Loss Factor	Factor	Factor	Factor																																																																											
MHz	dBuV/m	dBuV/m	dB	dBuV	dB/m	dB	dB	dB																																																																										
1	4824.00	39.87	74.00	-34.13	61.10	33.80	10.23	65.26	0.00	---	---	PEAK																																																																						
Limit	Read	Ant	Cable	Preamp	Aux	APos	TPos	Remark																																																																										
Freq	Level	Line Margin	Level Factor	Loss Factor	Factor	Factor	Factor																																																																											
MHz	dBuV/m	dBuV/m	dB	dBuV	dB/m	dB	dB	dB																																																																										
1	4824.00	40.11	74.00	-33.89	61.34	33.80	10.23	65.26	0.00	---	---	PEAK																																																																						



Mode	10																																																																																			
	Band Edge																																																																																			
	2400-2483.5_802.11n HT20_CH02_2417MHz																																																																																			
ANT	1																																																																																			
Pol.	Horizontal	Fundamental																																																																																		
Peak	<table border="1"> <thead> <tr> <th>Limit</th> <th>Read</th> <th>Ant</th> <th>Cable</th> <th>Preamp</th> <th>Aux</th> <th>APos</th> <th>TPos</th> <th>Remark</th> </tr> <tr> <th>Freq</th> <th>Level</th> <th>Line Margin</th> <th>Level Factor</th> <th>Loss Factor</th> <th>Factor</th> <th>Factor</th> <th>Factor</th> <th></th> </tr> <tr> <th>MHz</th> <th>dBuV/m</th> <th>dBuV/m</th> <th>dB</th> <th>dBuV</th> <th>dB/m</th> <th>dB</th> <th>dB</th> <th>cm</th> <th>deg</th> </tr> </thead> <tbody> <tr> <td>1</td> <td>2389.04</td> <td>66.56</td> <td>74.00</td> <td>-7.44</td> <td>58.67</td> <td>31.71</td> <td>7.10</td> <td>36.92</td> <td>6.00</td> <td>100</td> <td>161</td> <td>PEAK</td> </tr> </tbody> </table>	Limit	Read	Ant	Cable	Preamp	Aux	APos	TPos	Remark	Freq	Level	Line Margin	Level Factor	Loss Factor	Factor	Factor	Factor		MHz	dBuV/m	dBuV/m	dB	dBuV	dB/m	dB	dB	cm	deg	1	2389.04	66.56	74.00	-7.44	58.67	31.71	7.10	36.92	6.00	100	161	PEAK	<table border="1"> <thead> <tr> <th>Limit</th> <th>Read</th> <th>Ant</th> <th>Cable</th> <th>Preamp</th> <th>Aux</th> <th>APos</th> <th>TPos</th> <th>Remark</th> </tr> <tr> <th>Freq</th> <th>Level</th> <th>Line Margin</th> <th>Level Factor</th> <th>Loss Factor</th> <th>Factor</th> <th>Factor</th> <th>Factor</th> <th></th> </tr> <tr> <th>MHz</th> <th>dBuV/m</th> <th>dBuV/m</th> <th>dB</th> <th>dBuV</th> <th>dB/m</th> <th>dB</th> <th>dB</th> <th>cm</th> <th>deg</th> </tr> </thead> <tbody> <tr> <td>1</td> <td>2417.00</td> <td>112.00</td> <td>74.00</td> <td>38.00</td> <td>103.98</td> <td>31.80</td> <td>7.15</td> <td>36.93</td> <td>6.00</td> <td>100</td> <td>161</td> <td>PEAK</td> </tr> </tbody> </table>	Limit	Read	Ant	Cable	Preamp	Aux	APos	TPos	Remark	Freq	Level	Line Margin	Level Factor	Loss Factor	Factor	Factor	Factor		MHz	dBuV/m	dBuV/m	dB	dBuV	dB/m	dB	dB	cm	deg	1	2417.00	112.00	74.00	38.00	103.98	31.80	7.15	36.93	6.00	100	161	PEAK
	Limit	Read	Ant	Cable	Preamp	Aux	APos	TPos	Remark																																																																											
Freq	Level	Line Margin	Level Factor	Loss Factor	Factor	Factor	Factor																																																																													
MHz	dBuV/m	dBuV/m	dB	dBuV	dB/m	dB	dB	cm	deg																																																																											
1	2389.04	66.56	74.00	-7.44	58.67	31.71	7.10	36.92	6.00	100	161	PEAK																																																																								
Limit	Read	Ant	Cable	Preamp	Aux	APos	TPos	Remark																																																																												
Freq	Level	Line Margin	Level Factor	Loss Factor	Factor	Factor	Factor																																																																													
MHz	dBuV/m	dBuV/m	dB	dBuV	dB/m	dB	dB	cm	deg																																																																											
1	2417.00	112.00	74.00	38.00	103.98	31.80	7.15	36.93	6.00	100	161	PEAK																																																																								
Avg	<table border="1"> <thead> <tr> <th>Limit</th> <th>Read</th> <th>Ant</th> <th>Cable</th> <th>Preamp</th> <th>Aux</th> <th>APos</th> <th>TPos</th> <th>Remark</th> </tr> <tr> <th>Freq</th> <th>Level</th> <th>Line Margin</th> <th>Level Factor</th> <th>Loss Factor</th> <th>Factor</th> <th>Factor</th> <th>Factor</th> <th></th> </tr> <tr> <th>MHz</th> <th>dBuV/m</th> <th>dBuV/m</th> <th>dB</th> <th>dBuV</th> <th>dB/m</th> <th>dB</th> <th>dB</th> <th>cm</th> <th>deg</th> </tr> </thead> <tbody> <tr> <td>1</td> <td>2389.95</td> <td>52.68</td> <td>54.00</td> <td>-1.32</td> <td>44.77</td> <td>31.72</td> <td>7.11</td> <td>36.92</td> <td>6.00</td> <td>100</td> <td>161</td> <td>AVERAGE</td> </tr> </tbody> </table>	Limit	Read	Ant	Cable	Preamp	Aux	APos	TPos	Remark	Freq	Level	Line Margin	Level Factor	Loss Factor	Factor	Factor	Factor		MHz	dBuV/m	dBuV/m	dB	dBuV	dB/m	dB	dB	cm	deg	1	2389.95	52.68	54.00	-1.32	44.77	31.72	7.11	36.92	6.00	100	161	AVERAGE	<table border="1"> <thead> <tr> <th>Limit</th> <th>Read</th> <th>Ant</th> <th>Cable</th> <th>Preamp</th> <th>Aux</th> <th>APos</th> <th>TPos</th> <th>Remark</th> </tr> <tr> <th>Freq</th> <th>Level</th> <th>Line Margin</th> <th>Level Factor</th> <th>Loss Factor</th> <th>Factor</th> <th>Factor</th> <th>Factor</th> <th></th> </tr> <tr> <th>MHz</th> <th>dBuV/m</th> <th>dBuV/m</th> <th>dB</th> <th>dBuV</th> <th>dB/m</th> <th>dB</th> <th>dB</th> <th>cm</th> <th>deg</th> </tr> </thead> <tbody> <tr> <td>1</td> <td>2417.00</td> <td>102.66</td> <td>54.00</td> <td>48.66</td> <td>94.64</td> <td>31.80</td> <td>7.15</td> <td>36.93</td> <td>6.00</td> <td>100</td> <td>161</td> <td>AVERAGE</td> </tr> </tbody> </table>	Limit	Read	Ant	Cable	Preamp	Aux	APos	TPos	Remark	Freq	Level	Line Margin	Level Factor	Loss Factor	Factor	Factor	Factor		MHz	dBuV/m	dBuV/m	dB	dBuV	dB/m	dB	dB	cm	deg	1	2417.00	102.66	54.00	48.66	94.64	31.80	7.15	36.93	6.00	100	161	AVERAGE
Limit	Read	Ant	Cable	Preamp	Aux	APos	TPos	Remark																																																																												
Freq	Level	Line Margin	Level Factor	Loss Factor	Factor	Factor	Factor																																																																													
MHz	dBuV/m	dBuV/m	dB	dBuV	dB/m	dB	dB	cm	deg																																																																											
1	2389.95	52.68	54.00	-1.32	44.77	31.72	7.11	36.92	6.00	100	161	AVERAGE																																																																								
Limit	Read	Ant	Cable	Preamp	Aux	APos	TPos	Remark																																																																												
Freq	Level	Line Margin	Level Factor	Loss Factor	Factor	Factor	Factor																																																																													
MHz	dBuV/m	dBuV/m	dB	dBuV	dB/m	dB	dB	cm	deg																																																																											
1	2417.00	102.66	54.00	48.66	94.64	31.80	7.15	36.93	6.00	100	161	AVERAGE																																																																								





Mode	10																																																																															
	Band Edge																																																																															
	2400-2483.5_802.11n HT20_CH02_2417MHz																																																																															
ANT	1																																																																															
Pol.	Vertical	Fundamental																																																																														
Peak	<table border="1"> <thead> <tr> <th>Limit</th> <th>Read</th> <th>Ant</th> <th>Cable</th> <th>Preamp</th> <th>Aux</th> <th>APos</th> <th>TPos</th> <th>Remark</th> </tr> <tr> <th>Freq</th> <th>Level</th> <th>Line</th> <th>Margin</th> <th>Level</th> <th>Factor</th> <th>Loss</th> <th>Factor</th> <th>Factor</th> </tr> <tr> <th>MHz</th> <th>dBuV/m</th> <th>dBuV/m</th> <th>dB</th> <th>dBuV</th> <th>dB/m</th> <th>dB</th> <th>dB</th> <th>dB</th> </tr> </thead> <tbody> <tr> <td>1</td> <td>2389.69</td> <td>58.39</td> <td>74.00</td> <td>-15.61</td> <td>50.48</td> <td>31.72</td> <td>7.11</td> <td>36.92</td> <td>6.00</td> <td>326</td> <td>73 PEAK</td> </tr> </tbody> </table>	Limit	Read	Ant	Cable	Preamp	Aux	APos	TPos	Remark	Freq	Level	Line	Margin	Level	Factor	Loss	Factor	Factor	MHz	dBuV/m	dBuV/m	dB	dBuV	dB/m	dB	dB	dB	1	2389.69	58.39	74.00	-15.61	50.48	31.72	7.11	36.92	6.00	326	73 PEAK	<table border="1"> <thead> <tr> <th>Limit</th> <th>Read</th> <th>Ant</th> <th>Cable</th> <th>Preamp</th> <th>Aux</th> <th>APos</th> <th>TPos</th> <th>Remark</th> </tr> <tr> <th>Freq</th> <th>Level</th> <th>Line</th> <th>Margin</th> <th>Level</th> <th>Factor</th> <th>Loss</th> <th>Factor</th> <th>Factor</th> </tr> <tr> <th>MHz</th> <th>dBuV/m</th> <th>dBuV/m</th> <th>dB</th> <th>dBuV</th> <th>dB/m</th> <th>dB</th> <th>dB</th> <th>dB</th> </tr> </thead> <tbody> <tr> <td>1</td> <td>2417.00</td> <td>107.77</td> <td>-----</td> <td>-----</td> <td>99.74</td> <td>31.80</td> <td>7.16</td> <td>36.93</td> <td>6.00</td> <td>326</td> <td>73 PEAK</td> </tr> </tbody> </table>	Limit	Read	Ant	Cable	Preamp	Aux	APos	TPos	Remark	Freq	Level	Line	Margin	Level	Factor	Loss	Factor	Factor	MHz	dBuV/m	dBuV/m	dB	dBuV	dB/m	dB	dB	dB	1	2417.00	107.77	-----	-----	99.74	31.80	7.16	36.93	6.00	326	73 PEAK
	Limit	Read	Ant	Cable	Preamp	Aux	APos	TPos	Remark																																																																							
Freq	Level	Line	Margin	Level	Factor	Loss	Factor	Factor																																																																								
MHz	dBuV/m	dBuV/m	dB	dBuV	dB/m	dB	dB	dB																																																																								
1	2389.69	58.39	74.00	-15.61	50.48	31.72	7.11	36.92	6.00	326	73 PEAK																																																																					
Limit	Read	Ant	Cable	Preamp	Aux	APos	TPos	Remark																																																																								
Freq	Level	Line	Margin	Level	Factor	Loss	Factor	Factor																																																																								
MHz	dBuV/m	dBuV/m	dB	dBuV	dB/m	dB	dB	dB																																																																								
1	2417.00	107.77	-----	-----	99.74	31.80	7.16	36.93	6.00	326	73 PEAK																																																																					
Avg	<table border="1"> <thead> <tr> <th>Limit</th> <th>Read</th> <th>Ant</th> <th>Cable</th> <th>Preamp</th> <th>Aux</th> <th>APos</th> <th>TPos</th> <th>Remark</th> </tr> <tr> <th>Freq</th> <th>Level</th> <th>Line</th> <th>Margin</th> <th>Level</th> <th>Factor</th> <th>Loss</th> <th>Factor</th> <th>Factor</th> </tr> <tr> <th>MHz</th> <th>dBuV/m</th> <th>dBuV/m</th> <th>dB</th> <th>dBuV</th> <th>dB/m</th> <th>dB</th> <th>dB</th> <th>dB</th> </tr> </thead> <tbody> <tr> <td>1</td> <td>2389.95</td> <td>43.67</td> <td>54.00</td> <td>-10.33</td> <td>35.76</td> <td>31.72</td> <td>7.11</td> <td>36.92</td> <td>6.00</td> <td>326</td> <td>73 AVERAGE</td> </tr> </tbody> </table>	Limit	Read	Ant	Cable	Preamp	Aux	APos	TPos	Remark	Freq	Level	Line	Margin	Level	Factor	Loss	Factor	Factor	MHz	dBuV/m	dBuV/m	dB	dBuV	dB/m	dB	dB	dB	1	2389.95	43.67	54.00	-10.33	35.76	31.72	7.11	36.92	6.00	326	73 AVERAGE	<table border="1"> <thead> <tr> <th>Limit</th> <th>Read</th> <th>Ant</th> <th>Cable</th> <th>Preamp</th> <th>Aux</th> <th>APos</th> <th>TPos</th> <th>Remark</th> </tr> <tr> <th>Freq</th> <th>Level</th> <th>Line</th> <th>Margin</th> <th>Level</th> <th>Factor</th> <th>Loss</th> <th>Factor</th> <th>Factor</th> </tr> <tr> <th>MHz</th> <th>dBuV/m</th> <th>dBuV/m</th> <th>dB</th> <th>dBuV</th> <th>dB/m</th> <th>dB</th> <th>dB</th> <th>dB</th> </tr> </thead> <tbody> <tr> <td>1</td> <td>2417.00</td> <td>98.35</td> <td>-----</td> <td>-----</td> <td>90.33</td> <td>31.80</td> <td>7.15</td> <td>36.93</td> <td>6.00</td> <td>326</td> <td>73 AVERAGE</td> </tr> </tbody> </table>	Limit	Read	Ant	Cable	Preamp	Aux	APos	TPos	Remark	Freq	Level	Line	Margin	Level	Factor	Loss	Factor	Factor	MHz	dBuV/m	dBuV/m	dB	dBuV	dB/m	dB	dB	dB	1	2417.00	98.35	-----	-----	90.33	31.80	7.15	36.93	6.00	326	73 AVERAGE
Limit	Read	Ant	Cable	Preamp	Aux	APos	TPos	Remark																																																																								
Freq	Level	Line	Margin	Level	Factor	Loss	Factor	Factor																																																																								
MHz	dBuV/m	dBuV/m	dB	dBuV	dB/m	dB	dB	dB																																																																								
1	2389.95	43.67	54.00	-10.33	35.76	31.72	7.11	36.92	6.00	326	73 AVERAGE																																																																					
Limit	Read	Ant	Cable	Preamp	Aux	APos	TPos	Remark																																																																								
Freq	Level	Line	Margin	Level	Factor	Loss	Factor	Factor																																																																								
MHz	dBuV/m	dBuV/m	dB	dBuV	dB/m	dB	dB	dB																																																																								
1	2417.00	98.35	-----	-----	90.33	31.80	7.15	36.93	6.00	326	73 AVERAGE																																																																					



Mode	10																																																																																																																			
	Harmonic																																																																																																																			
	2400-2483.5_802.11n HT20_CH02_2417MHz																																																																																																																			
ANT	1																																																																																																																			
Pol.	Horizontal	Vertical																																																																																																																		
Peak Avg	<table border="1"> <thead> <tr> <th>Limit</th> <th>Over</th> <th>Read</th> <th>Ant</th> <th>Cable</th> <th>Preamp</th> <th>Aux</th> <th>APos</th> <th>TPos</th> <th>Remark</th> </tr> <tr> <th>Freq</th> <th>Level</th> <th>Line</th> <th>Limit</th> <th>Level</th> <th>Factor</th> <th>Loss</th> <th>Factor</th> <th>Factor</th> <th></th> </tr> <tr> <th>MHz</th> <th>dBuV/m</th> <th>dBuV/m</th> <th>dB</th> <th>dBuV</th> <th>dB/m</th> <th>dB</th> <th>dB</th> <th>dB</th> <th>cm</th> <th>deg</th> </tr> </thead> <tbody> <tr> <td>1</td> <td>4825.50</td> <td>41.95</td> <td>74.00</td> <td>-32.05</td> <td>63.18</td> <td>33.80</td> <td>10.23</td> <td>65.26</td> <td>0.00</td> <td>---</td> <td>---</td> <td>PEAK</td> </tr> <tr> <td>2</td> <td>7249.50</td> <td>44.39</td> <td>90.91</td> <td>-46.52</td> <td>62.44</td> <td>35.50</td> <td>12.72</td> <td>66.27</td> <td>0.00</td> <td>---</td> <td>---</td> <td>PEAK</td> </tr> </tbody> </table>	Limit	Over	Read	Ant	Cable	Preamp	Aux	APos	TPos	Remark	Freq	Level	Line	Limit	Level	Factor	Loss	Factor	Factor		MHz	dBuV/m	dBuV/m	dB	dBuV	dB/m	dB	dB	dB	cm	deg	1	4825.50	41.95	74.00	-32.05	63.18	33.80	10.23	65.26	0.00	---	---	PEAK	2	7249.50	44.39	90.91	-46.52	62.44	35.50	12.72	66.27	0.00	---	---	PEAK	<table border="1"> <thead> <tr> <th>Limit</th> <th>Over</th> <th>Read</th> <th>Ant</th> <th>Cable</th> <th>Preamp</th> <th>Aux</th> <th>APos</th> <th>TPos</th> <th>Remark</th> </tr> <tr> <th>Freq</th> <th>Level</th> <th>Line</th> <th>Limit</th> <th>Level</th> <th>Factor</th> <th>Loss</th> <th>Factor</th> <th>Factor</th> <th></th> </tr> <tr> <th>MHz</th> <th>dBuV/m</th> <th>dBuV/m</th> <th>dB</th> <th>dBuV</th> <th>dB/m</th> <th>dB</th> <th>dB</th> <th>dB</th> <th>cm</th> <th>deg</th> </tr> </thead> <tbody> <tr> <td>1</td> <td>4834.00</td> <td>40.93</td> <td>74.00</td> <td>-33.07</td> <td>62.15</td> <td>33.80</td> <td>10.24</td> <td>65.26</td> <td>0.00</td> <td>---</td> <td>---</td> <td>PEAK</td> </tr> <tr> <td>2</td> <td>7243.50</td> <td>44.81</td> <td>90.91</td> <td>-40.53</td> <td>62.86</td> <td>35.50</td> <td>12.71</td> <td>66.26</td> <td>0.00</td> <td>---</td> <td>---</td> <td>PEAK</td> </tr> </tbody> </table>	Limit	Over	Read	Ant	Cable	Preamp	Aux	APos	TPos	Remark	Freq	Level	Line	Limit	Level	Factor	Loss	Factor	Factor		MHz	dBuV/m	dBuV/m	dB	dBuV	dB/m	dB	dB	dB	cm	deg	1	4834.00	40.93	74.00	-33.07	62.15	33.80	10.24	65.26	0.00	---	---	PEAK	2	7243.50	44.81	90.91	-40.53	62.86	35.50	12.71	66.26	0.00	---	---	PEAK
	Limit	Over	Read	Ant	Cable	Preamp	Aux	APos	TPos	Remark																																																																																																										
Freq	Level	Line	Limit	Level	Factor	Loss	Factor	Factor																																																																																																												
MHz	dBuV/m	dBuV/m	dB	dBuV	dB/m	dB	dB	dB	cm	deg																																																																																																										
1	4825.50	41.95	74.00	-32.05	63.18	33.80	10.23	65.26	0.00	---	---	PEAK																																																																																																								
2	7249.50	44.39	90.91	-46.52	62.44	35.50	12.72	66.27	0.00	---	---	PEAK																																																																																																								
Limit	Over	Read	Ant	Cable	Preamp	Aux	APos	TPos	Remark																																																																																																											
Freq	Level	Line	Limit	Level	Factor	Loss	Factor	Factor																																																																																																												
MHz	dBuV/m	dBuV/m	dB	dBuV	dB/m	dB	dB	dB	cm	deg																																																																																																										
1	4834.00	40.93	74.00	-33.07	62.15	33.80	10.24	65.26	0.00	---	---	PEAK																																																																																																								
2	7243.50	44.81	90.91	-40.53	62.86	35.50	12.71	66.26	0.00	---	---	PEAK																																																																																																								
Peak Avg																																																																																																																				

Note: Only the worst case has assessed 18G ~25GHz to test.



Mode	11																																																																																																																													
	Harmonic																																																																																																																													
	2400-2483.5_802.11n_HT20_CH06_2437MHz																																																																																																																													
ANT	1																																																																																																																													
Pol.	Horizontal	Vertical																																																																																																																												
Peak Avg	<table border="1"> <thead> <tr> <th>Limit</th> <th>Read</th> <th>Ant</th> <th>Cable</th> <th>Preamp</th> <th>Aux</th> <th>APos</th> <th>TPos</th> <th>Remark</th> </tr> <tr> <th>Freq Level</th> <th>Line</th> <th>Margin</th> <th>Level</th> <th>Factor</th> <th>Loss</th> <th>Factor</th> <th>Factor</th> <th></th> </tr> <tr> <th>MHz</th> <th>dBuV/m</th> <th>dBuV/m</th> <th>dB</th> <th>dBuV</th> <th>dB/m</th> <th>dB</th> <th>dB</th> <th>cm</th> <th>deg</th> </tr> </thead> <tbody> <tr> <td>1 4874.00</td> <td>50.21</td> <td>74.00</td> <td>-23.79</td> <td>71.39</td> <td>33.00</td> <td>10.29</td> <td>65.27</td> <td>0.00</td> <td>180</td> <td>0 PEAK</td> </tr> <tr> <td>2 4874.00</td> <td>38.09</td> <td>54.00</td> <td>-15.11</td> <td>60.07</td> <td>33.00</td> <td>10.29</td> <td>65.27</td> <td>0.00</td> <td>180</td> <td>0 AVERAGE</td> </tr> <tr> <td>3 7311.00</td> <td>49.16</td> <td>74.00</td> <td>-24.84</td> <td>67.39</td> <td>35.50</td> <td>12.72</td> <td>66.45</td> <td>0.00</td> <td>101</td> <td>315 PEAK</td> </tr> <tr> <td>4 7311.00</td> <td>38.05</td> <td>54.00</td> <td>-15.95</td> <td>56.27</td> <td>35.50</td> <td>12.72</td> <td>66.44</td> <td>0.00</td> <td>101</td> <td>315 AVERAGE</td> </tr> </tbody> </table>	Limit	Read	Ant	Cable	Preamp	Aux	APos	TPos	Remark	Freq Level	Line	Margin	Level	Factor	Loss	Factor	Factor		MHz	dBuV/m	dBuV/m	dB	dBuV	dB/m	dB	dB	cm	deg	1 4874.00	50.21	74.00	-23.79	71.39	33.00	10.29	65.27	0.00	180	0 PEAK	2 4874.00	38.09	54.00	-15.11	60.07	33.00	10.29	65.27	0.00	180	0 AVERAGE	3 7311.00	49.16	74.00	-24.84	67.39	35.50	12.72	66.45	0.00	101	315 PEAK	4 7311.00	38.05	54.00	-15.95	56.27	35.50	12.72	66.44	0.00	101	315 AVERAGE	<table border="1"> <thead> <tr> <th>Limit</th> <th>Read</th> <th>Ant</th> <th>Cable</th> <th>Preamp</th> <th>Aux</th> <th>APos</th> <th>TPos</th> <th>Remark</th> </tr> <tr> <th>Freq Level</th> <th>Line</th> <th>Margin</th> <th>Level</th> <th>Factor</th> <th>Loss</th> <th>Factor</th> <th>Factor</th> <th></th> </tr> <tr> <th>MHz</th> <th>dBuV/m</th> <th>dBuV/m</th> <th>dB</th> <th>dBuV</th> <th>dB/m</th> <th>dB</th> <th>dB</th> <th>cm</th> <th>deg</th> </tr> </thead> <tbody> <tr> <td>1 4867.50</td> <td>46.94</td> <td>74.00</td> <td>-27.06</td> <td>68.13</td> <td>33.00</td> <td>10.28</td> <td>65.27</td> <td>0.00</td> <td>---</td> <td>---</td> <td>Peak</td> </tr> <tr> <td>2 7315.50</td> <td>47.81</td> <td>74.00</td> <td>-26.19</td> <td>66.05</td> <td>35.50</td> <td>12.72</td> <td>66.46</td> <td>0.00</td> <td>---</td> <td>---</td> <td>Peak</td> </tr> </tbody> </table>	Limit	Read	Ant	Cable	Preamp	Aux	APos	TPos	Remark	Freq Level	Line	Margin	Level	Factor	Loss	Factor	Factor		MHz	dBuV/m	dBuV/m	dB	dBuV	dB/m	dB	dB	cm	deg	1 4867.50	46.94	74.00	-27.06	68.13	33.00	10.28	65.27	0.00	---	---	Peak	2 7315.50	47.81	74.00	-26.19	66.05	35.50	12.72	66.46	0.00	---	---	Peak
Limit	Read	Ant	Cable	Preamp	Aux	APos	TPos	Remark																																																																																																																						
Freq Level	Line	Margin	Level	Factor	Loss	Factor	Factor																																																																																																																							
MHz	dBuV/m	dBuV/m	dB	dBuV	dB/m	dB	dB	cm	deg																																																																																																																					
1 4874.00	50.21	74.00	-23.79	71.39	33.00	10.29	65.27	0.00	180	0 PEAK																																																																																																																				
2 4874.00	38.09	54.00	-15.11	60.07	33.00	10.29	65.27	0.00	180	0 AVERAGE																																																																																																																				
3 7311.00	49.16	74.00	-24.84	67.39	35.50	12.72	66.45	0.00	101	315 PEAK																																																																																																																				
4 7311.00	38.05	54.00	-15.95	56.27	35.50	12.72	66.44	0.00	101	315 AVERAGE																																																																																																																				
Limit	Read	Ant	Cable	Preamp	Aux	APos	TPos	Remark																																																																																																																						
Freq Level	Line	Margin	Level	Factor	Loss	Factor	Factor																																																																																																																							
MHz	dBuV/m	dBuV/m	dB	dBuV	dB/m	dB	dB	cm	deg																																																																																																																					
1 4867.50	46.94	74.00	-27.06	68.13	33.00	10.28	65.27	0.00	---	---	Peak																																																																																																																			
2 7315.50	47.81	74.00	-26.19	66.05	35.50	12.72	66.46	0.00	---	---	Peak																																																																																																																			



Mode	12																																																																																	
	Band Edge																																																																																	
	2400-2483.5_802.11n HT20_CH10_2457MHz																																																																																	
ANT	1																																																																																	
Pol.	Horizontal	Fundamental																																																																																
Peak	<table border="1"> <thead> <tr> <th>Limit</th> <th>Read</th> <th>Ant</th> <th>Cable</th> <th>Preamp</th> <th>Aux</th> <th>APos</th> <th>TPos</th> <th>Remark</th> </tr> <tr> <th>Freq</th> <th>Level</th> <th>Line</th> <th>Margin</th> <th>Level</th> <th>Factor</th> <th>Loss</th> <th>Factor</th> <th>Factor</th> </tr> <tr> <th>MHz</th> <th>dBuV/m</th> <th>dBuV/m</th> <th>dB</th> <th>dBuV</th> <th>dB/m</th> <th>dB</th> <th>dB</th> <th>dB</th> </tr> </thead> <tbody> <tr> <td>1</td> <td>2483.62</td> <td>67.07</td> <td>74.00</td> <td>-6.93</td> <td>58.84</td> <td>31.93</td> <td>7.26</td> <td>36.96</td> <td>6.00</td> <td>288</td> <td>360</td> <td>PEAK</td> </tr> </tbody> </table>	Limit	Read	Ant	Cable	Preamp	Aux	APos	TPos	Remark	Freq	Level	Line	Margin	Level	Factor	Loss	Factor	Factor	MHz	dBuV/m	dBuV/m	dB	dBuV	dB/m	dB	dB	dB	1	2483.62	67.07	74.00	-6.93	58.84	31.93	7.26	36.96	6.00	288	360	PEAK	<table border="1"> <thead> <tr> <th>Limit</th> <th>Read</th> <th>Ant</th> <th>Cable</th> <th>Preamp</th> <th>Aux</th> <th>APos</th> <th>TPos</th> <th>Remark</th> </tr> <tr> <th>Freq</th> <th>Level</th> <th>Line</th> <th>Margin</th> <th>Level</th> <th>Factor</th> <th>Loss</th> <th>Factor</th> <th>Factor</th> </tr> <tr> <th>MHz</th> <th>dBuV/m</th> <th>dBuV/m</th> <th>dB</th> <th>dBuV</th> <th>dB/m</th> <th>dB</th> <th>dB</th> <th>dB</th> </tr> </thead> <tbody> <tr> <td>1</td> <td>2457.00</td> <td>112.14</td> <td>-----</td> <td>-----</td> <td>104.05</td> <td>31.83</td> <td>7.21</td> <td>36.95</td> <td>6.00</td> <td>288</td> <td>360</td> <td>PEAK</td> </tr> </tbody> </table>	Limit	Read	Ant	Cable	Preamp	Aux	APos	TPos	Remark	Freq	Level	Line	Margin	Level	Factor	Loss	Factor	Factor	MHz	dBuV/m	dBuV/m	dB	dBuV	dB/m	dB	dB	dB	1	2457.00	112.14	-----	-----	104.05	31.83	7.21	36.95	6.00	288	360	PEAK
	Limit	Read	Ant	Cable	Preamp	Aux	APos	TPos	Remark																																																																									
Freq	Level	Line	Margin	Level	Factor	Loss	Factor	Factor																																																																										
MHz	dBuV/m	dBuV/m	dB	dBuV	dB/m	dB	dB	dB																																																																										
1	2483.62	67.07	74.00	-6.93	58.84	31.93	7.26	36.96	6.00	288	360	PEAK																																																																						
Limit	Read	Ant	Cable	Preamp	Aux	APos	TPos	Remark																																																																										
Freq	Level	Line	Margin	Level	Factor	Loss	Factor	Factor																																																																										
MHz	dBuV/m	dBuV/m	dB	dBuV	dB/m	dB	dB	dB																																																																										
1	2457.00	112.14	-----	-----	104.05	31.83	7.21	36.95	6.00	288	360	PEAK																																																																						
Avg	<table border="1"> <thead> <tr> <th>Limit</th> <th>Read</th> <th>Ant</th> <th>Cable</th> <th>Preamp</th> <th>Aux</th> <th>APos</th> <th>TPos</th> <th>Remark</th> </tr> <tr> <th>Freq</th> <th>Level</th> <th>Line</th> <th>Margin</th> <th>Level</th> <th>Factor</th> <th>Loss</th> <th>Factor</th> <th>Factor</th> </tr> <tr> <th>MHz</th> <th>dBuV/m</th> <th>dBuV/m</th> <th>dB</th> <th>dBuV</th> <th>dB/m</th> <th>dB</th> <th>dB</th> <th>dB</th> </tr> </thead> <tbody> <tr> <td>1</td> <td>2483.50</td> <td>52.54</td> <td>54.00</td> <td>-1.46</td> <td>44.31</td> <td>31.93</td> <td>7.26</td> <td>36.96</td> <td>6.00</td> <td>288</td> <td>360</td> <td>AVERAGE</td> </tr> </tbody> </table>	Limit	Read	Ant	Cable	Preamp	Aux	APos	TPos	Remark	Freq	Level	Line	Margin	Level	Factor	Loss	Factor	Factor	MHz	dBuV/m	dBuV/m	dB	dBuV	dB/m	dB	dB	dB	1	2483.50	52.54	54.00	-1.46	44.31	31.93	7.26	36.96	6.00	288	360	AVERAGE	<table border="1"> <thead> <tr> <th>Limit</th> <th>Read</th> <th>Ant</th> <th>Cable</th> <th>Preamp</th> <th>Aux</th> <th>APos</th> <th>TPos</th> <th>Remark</th> </tr> <tr> <th>Freq</th> <th>Level</th> <th>Line</th> <th>Margin</th> <th>Level</th> <th>Factor</th> <th>Loss</th> <th>Factor</th> <th>Factor</th> </tr> <tr> <th>MHz</th> <th>dBuV/m</th> <th>dBuV/m</th> <th>dB</th> <th>dBuV</th> <th>dB/m</th> <th>dB</th> <th>dB</th> <th>dB</th> </tr> </thead> <tbody> <tr> <td>1</td> <td>2457.00</td> <td>102.91</td> <td>-----</td> <td>-----</td> <td>94.82</td> <td>31.83</td> <td>7.21</td> <td>36.95</td> <td>6.00</td> <td>288</td> <td>360</td> <td>AVERAGE</td> </tr> </tbody> </table>	Limit	Read	Ant	Cable	Preamp	Aux	APos	TPos	Remark	Freq	Level	Line	Margin	Level	Factor	Loss	Factor	Factor	MHz	dBuV/m	dBuV/m	dB	dBuV	dB/m	dB	dB	dB	1	2457.00	102.91	-----	-----	94.82	31.83	7.21	36.95	6.00	288	360	AVERAGE
Limit	Read	Ant	Cable	Preamp	Aux	APos	TPos	Remark																																																																										
Freq	Level	Line	Margin	Level	Factor	Loss	Factor	Factor																																																																										
MHz	dBuV/m	dBuV/m	dB	dBuV	dB/m	dB	dB	dB																																																																										
1	2483.50	52.54	54.00	-1.46	44.31	31.93	7.26	36.96	6.00	288	360	AVERAGE																																																																						
Limit	Read	Ant	Cable	Preamp	Aux	APos	TPos	Remark																																																																										
Freq	Level	Line	Margin	Level	Factor	Loss	Factor	Factor																																																																										
MHz	dBuV/m	dBuV/m	dB	dBuV	dB/m	dB	dB	dB																																																																										
1	2457.00	102.91	-----	-----	94.82	31.83	7.21	36.95	6.00	288	360	AVERAGE																																																																						

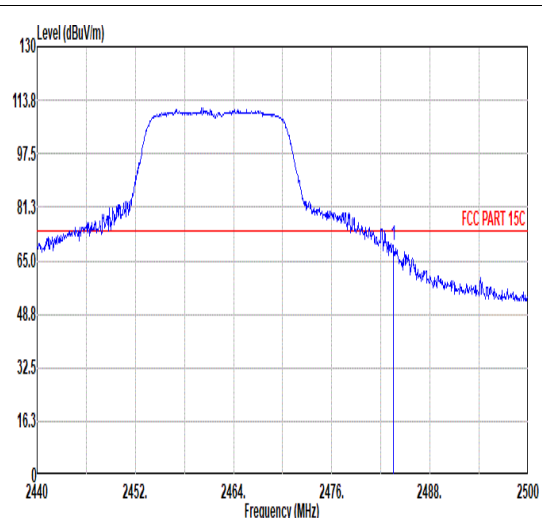
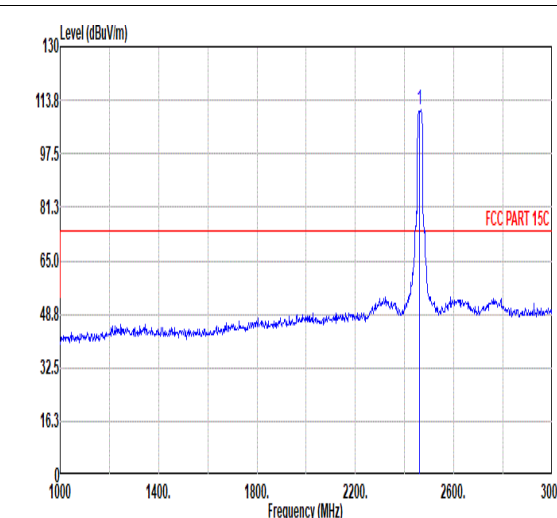
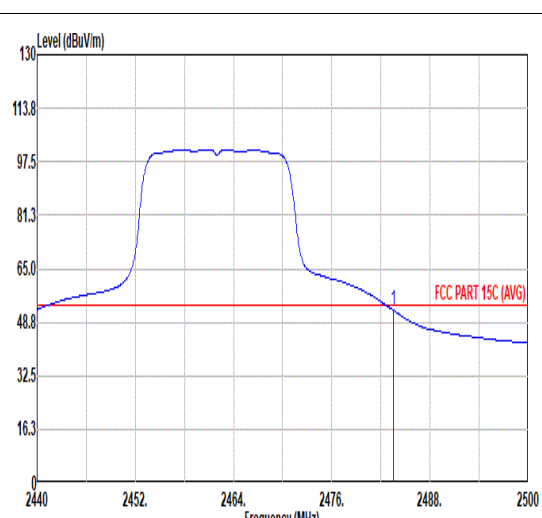
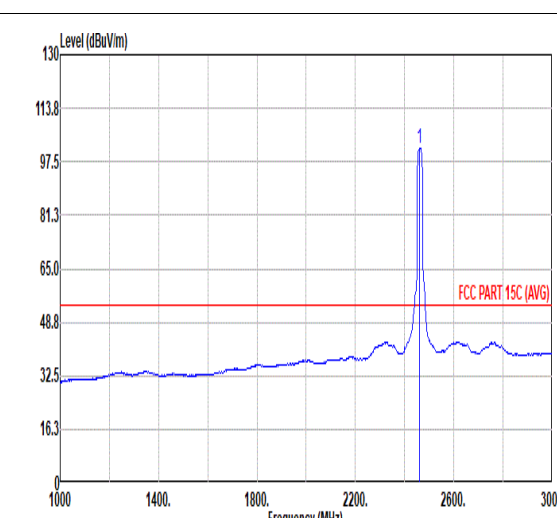


Mode	12																																																																									
	Band Edge																																																																									
	2400-2483.5_802.11n HT20_CH10_2457MHz																																																																									
ANT	1																																																																									
Pol.	Vertical	Fundamental																																																																								
Peak	<table border="1"> <thead> <tr> <th>Limit</th> <th>Read</th> <th>Ant</th> <th>Cable</th> <th>Preamp</th> <th>Aux</th> <th>APos</th> <th>TPos</th> <th>Remark</th> </tr> <tr> <th>Freq Level Line Margin</th> <th>Level Factor</th> <th>Loss Factor</th> <th>Loss Factor</th> <th>Factor</th> <th></th> <th></th> <th></th> <th></th> </tr> <tr> <th>MHz dBuV/m dBuV/m dB</th> <th>dBuV dB/m dB</th> <th>dB</th> <th>dB</th> <th>dB</th> <th>dB</th> <th>cm</th> <th>deg</th> <th></th> </tr> </thead> <tbody> <tr> <td>1 2483.92 57.35 74.00 -16.65</td> <td>49.11 31.94</td> <td>7.26 36.96</td> <td>6.00</td> <td>377</td> <td>0</td> <td>PEAK</td> <td></td> <td></td> </tr> </tbody> </table>	Limit	Read	Ant	Cable	Preamp	Aux	APos	TPos	Remark	Freq Level Line Margin	Level Factor	Loss Factor	Loss Factor	Factor					MHz dBuV/m dBuV/m dB	dBuV dB/m dB	dB	dB	dB	dB	cm	deg		1 2483.92 57.35 74.00 -16.65	49.11 31.94	7.26 36.96	6.00	377	0	PEAK			<table border="1"> <thead> <tr> <th>Limit</th> <th>Read</th> <th>Ant</th> <th>Cable</th> <th>Preamp</th> <th>Aux</th> <th>APos</th> <th>TPos</th> <th>Remark</th> </tr> <tr> <th>Freq Level Line Margin</th> <th>Level Factor</th> <th>Loss Factor</th> <th>Loss Factor</th> <th>Factor</th> <th></th> <th></th> <th></th> <th></th> </tr> <tr> <th>MHz dBuV/m dBuV/m dB</th> <th>dBuV dB/m dB</th> <th>dB</th> <th>dB</th> <th>dB</th> <th>dB</th> <th>cm</th> <th>deg</th> <th></th> </tr> </thead> <tbody> <tr> <td>1 2457.00 106.92 -----</td> <td>98.83 31.82</td> <td>7.21 36.94</td> <td>6.00</td> <td>377</td> <td>0</td> <td>PEAK</td> <td></td> <td></td> </tr> </tbody> </table>	Limit	Read	Ant	Cable	Preamp	Aux	APos	TPos	Remark	Freq Level Line Margin	Level Factor	Loss Factor	Loss Factor	Factor					MHz dBuV/m dBuV/m dB	dBuV dB/m dB	dB	dB	dB	dB	cm	deg		1 2457.00 106.92 -----	98.83 31.82	7.21 36.94	6.00	377	0	PEAK		
	Limit	Read	Ant	Cable	Preamp	Aux	APos	TPos	Remark																																																																	
Freq Level Line Margin	Level Factor	Loss Factor	Loss Factor	Factor																																																																						
MHz dBuV/m dBuV/m dB	dBuV dB/m dB	dB	dB	dB	dB	cm	deg																																																																			
1 2483.92 57.35 74.00 -16.65	49.11 31.94	7.26 36.96	6.00	377	0	PEAK																																																																				
Limit	Read	Ant	Cable	Preamp	Aux	APos	TPos	Remark																																																																		
Freq Level Line Margin	Level Factor	Loss Factor	Loss Factor	Factor																																																																						
MHz dBuV/m dBuV/m dB	dBuV dB/m dB	dB	dB	dB	dB	cm	deg																																																																			
1 2457.00 106.92 -----	98.83 31.82	7.21 36.94	6.00	377	0	PEAK																																																																				
Avg	<table border="1"> <thead> <tr> <th>Limit</th> <th>Read</th> <th>Ant</th> <th>Cable</th> <th>Preamp</th> <th>Aux</th> <th>APos</th> <th>TPos</th> <th>Remark</th> </tr> <tr> <th>Freq Level Line Margin</th> <th>Level Factor</th> <th>Loss Factor</th> <th>Loss Factor</th> <th>Factor</th> <th></th> <th></th> <th></th> <th></th> </tr> <tr> <th>MHz dBuV/m dBuV/m dB</th> <th>dBuV dB/m dB</th> <th>dB</th> <th>dB</th> <th>dB</th> <th>dB</th> <th>cm</th> <th>deg</th> <th></th> </tr> </thead> <tbody> <tr> <td>1 2483.50 42.51 54.00 -11.49</td> <td>34.28 31.93</td> <td>7.26 36.96</td> <td>6.00</td> <td>377</td> <td>0</td> <td>AVERAGE</td> <td></td> <td></td> </tr> </tbody> </table>	Limit	Read	Ant	Cable	Preamp	Aux	APos	TPos	Remark	Freq Level Line Margin	Level Factor	Loss Factor	Loss Factor	Factor					MHz dBuV/m dBuV/m dB	dBuV dB/m dB	dB	dB	dB	dB	cm	deg		1 2483.50 42.51 54.00 -11.49	34.28 31.93	7.26 36.96	6.00	377	0	AVERAGE			<table border="1"> <thead> <tr> <th>Limit</th> <th>Read</th> <th>Ant</th> <th>Cable</th> <th>Preamp</th> <th>Aux</th> <th>APos</th> <th>TPos</th> <th>Remark</th> </tr> <tr> <th>Freq Level Line Margin</th> <th>Level Factor</th> <th>Loss Factor</th> <th>Loss Factor</th> <th>Factor</th> <th></th> <th></th> <th></th> <th></th> </tr> <tr> <th>MHz dBuV/m dBuV/m dB</th> <th>dBuV dB/m dB</th> <th>dB</th> <th>dB</th> <th>dB</th> <th>dB</th> <th>cm</th> <th>deg</th> <th></th> </tr> </thead> <tbody> <tr> <td>1 2457.00 97.66 -----</td> <td>89.58 31.81</td> <td>7.21 36.94</td> <td>6.00</td> <td>377</td> <td>0</td> <td>AVERAGE</td> <td></td> <td></td> </tr> </tbody> </table>	Limit	Read	Ant	Cable	Preamp	Aux	APos	TPos	Remark	Freq Level Line Margin	Level Factor	Loss Factor	Loss Factor	Factor					MHz dBuV/m dBuV/m dB	dBuV dB/m dB	dB	dB	dB	dB	cm	deg		1 2457.00 97.66 -----	89.58 31.81	7.21 36.94	6.00	377	0	AVERAGE		
	Limit	Read	Ant	Cable	Preamp	Aux	APos	TPos	Remark																																																																	
Freq Level Line Margin	Level Factor	Loss Factor	Loss Factor	Factor																																																																						
MHz dBuV/m dBuV/m dB	dBuV dB/m dB	dB	dB	dB	dB	cm	deg																																																																			
1 2483.50 42.51 54.00 -11.49	34.28 31.93	7.26 36.96	6.00	377	0	AVERAGE																																																																				
Limit	Read	Ant	Cable	Preamp	Aux	APos	TPos	Remark																																																																		
Freq Level Line Margin	Level Factor	Loss Factor	Loss Factor	Factor																																																																						
MHz dBuV/m dBuV/m dB	dBuV dB/m dB	dB	dB	dB	dB	cm	deg																																																																			
1 2457.00 97.66 -----	89.58 31.81	7.21 36.94	6.00	377	0	AVERAGE																																																																				



Mode	12																																																																																																													
	Harmonic																																																																																																													
	2400-2483.5_802.11n HT20_CH10_2457MHz																																																																																																													
ANT	1																																																																																																													
Pol.	Horizontal	Vertical																																																																																																												
Peak Avg	<table border="1"> <thead> <tr> <th>Limit</th> <th>Read</th> <th>Ant</th> <th>Cable</th> <th>Preamp</th> <th>Aux</th> <th>APos</th> <th>TPos</th> <th>Remark</th> </tr> <tr> <th>Freq</th> <th>Level</th> <th>Line Margin</th> <th>Level Factor</th> <th>Loss Factor</th> <th>Factor</th> <th></th> <th></th> <th></th> </tr> <tr> <th>MHz</th> <th>dBuV/m</th> <th>dBuV/m</th> <th>dB</th> <th>dBuV</th> <th>dB/m</th> <th>dB</th> <th>dB</th> <th>cm</th> <th>deg</th> </tr> </thead> <tbody> <tr> <td>1</td> <td>4914.00</td> <td>41.24</td> <td>74.00</td> <td>-32.76</td> <td>62.39</td> <td>33.00</td> <td>10.34</td> <td>65.29</td> <td>0.00</td> <td>---</td> <td>---</td> <td>PEAK</td> </tr> <tr> <td>2</td> <td>7371.00</td> <td>43.59</td> <td>74.00</td> <td>-30.41</td> <td>61.94</td> <td>35.54</td> <td>12.73</td> <td>66.62</td> <td>0.00</td> <td>---</td> <td>---</td> <td>PEAK</td> </tr> </tbody> </table>	Limit	Read	Ant	Cable	Preamp	Aux	APos	TPos	Remark	Freq	Level	Line Margin	Level Factor	Loss Factor	Factor				MHz	dBuV/m	dBuV/m	dB	dBuV	dB/m	dB	dB	cm	deg	1	4914.00	41.24	74.00	-32.76	62.39	33.00	10.34	65.29	0.00	---	---	PEAK	2	7371.00	43.59	74.00	-30.41	61.94	35.54	12.73	66.62	0.00	---	---	PEAK	<table border="1"> <thead> <tr> <th>Limit</th> <th>Read</th> <th>Ant</th> <th>Cable</th> <th>Preamp</th> <th>Aux</th> <th>APos</th> <th>TPos</th> <th>Remark</th> </tr> <tr> <th>Freq</th> <th>Level</th> <th>Line Margin</th> <th>Level Factor</th> <th>Loss Factor</th> <th>Factor</th> <th></th> <th></th> <th></th> </tr> <tr> <th>MHz</th> <th>dBuV/m</th> <th>dBuV/m</th> <th>dB</th> <th>dBuV</th> <th>dB/m</th> <th>dB</th> <th>dB</th> <th>cm</th> <th>deg</th> </tr> </thead> <tbody> <tr> <td>1</td> <td>4914.00</td> <td>43.07</td> <td>74.00</td> <td>-30.93</td> <td>64.22</td> <td>33.00</td> <td>10.34</td> <td>65.29</td> <td>0.00</td> <td>---</td> <td>---</td> <td>PEAK</td> </tr> <tr> <td>2</td> <td>7371.00</td> <td>40.95</td> <td>74.00</td> <td>-33.05</td> <td>59.30</td> <td>35.54</td> <td>12.73</td> <td>66.62</td> <td>0.00</td> <td>---</td> <td>---</td> <td>PEAK</td> </tr> </tbody> </table>	Limit	Read	Ant	Cable	Preamp	Aux	APos	TPos	Remark	Freq	Level	Line Margin	Level Factor	Loss Factor	Factor				MHz	dBuV/m	dBuV/m	dB	dBuV	dB/m	dB	dB	cm	deg	1	4914.00	43.07	74.00	-30.93	64.22	33.00	10.34	65.29	0.00	---	---	PEAK	2	7371.00	40.95	74.00	-33.05	59.30	35.54	12.73	66.62	0.00	---	---	PEAK
Limit	Read	Ant	Cable	Preamp	Aux	APos	TPos	Remark																																																																																																						
Freq	Level	Line Margin	Level Factor	Loss Factor	Factor																																																																																																									
MHz	dBuV/m	dBuV/m	dB	dBuV	dB/m	dB	dB	cm	deg																																																																																																					
1	4914.00	41.24	74.00	-32.76	62.39	33.00	10.34	65.29	0.00	---	---	PEAK																																																																																																		
2	7371.00	43.59	74.00	-30.41	61.94	35.54	12.73	66.62	0.00	---	---	PEAK																																																																																																		
Limit	Read	Ant	Cable	Preamp	Aux	APos	TPos	Remark																																																																																																						
Freq	Level	Line Margin	Level Factor	Loss Factor	Factor																																																																																																									
MHz	dBuV/m	dBuV/m	dB	dBuV	dB/m	dB	dB	cm	deg																																																																																																					
1	4914.00	43.07	74.00	-30.93	64.22	33.00	10.34	65.29	0.00	---	---	PEAK																																																																																																		
2	7371.00	40.95	74.00	-33.05	59.30	35.54	12.73	66.62	0.00	---	---	PEAK																																																																																																		



Mode	13																																																																																											
	Band Edge																																																																																											
	2400-2483.5_802.11n HT20_CH11_2462MHz																																																																																											
ANT	1																																																																																											
Pol.	Horizontal	Fundamental																																																																																										
Peak	 <p>Level (dBuV/m) vs Frequency (MHz) plot for Horizontal polarization. The plot shows a signal between 2450 and 2475 MHz. A red horizontal line indicates the FCC PART 15C limit at approximately 74 dBuV/m. A peak is observed at 2462 MHz.</p> <table border="1"> <thead> <tr> <th>Limit</th> <th>Read</th> <th>Ant</th> <th>Cable</th> <th>Preamp</th> <th>Aux</th> <th>APos</th> <th>TPos</th> <th>Remark</th> </tr> <tr> <th>Freq</th> <th>Level</th> <th>Line</th> <th>Margin</th> <th>Level</th> <th>Factor</th> <th>Loss</th> <th>Factor</th> <th>Factor</th> </tr> <tr> <th>MHz</th> <th>dBuV/m</th> <th>dBuV/m</th> <th>dB</th> <th>dBuV</th> <th>dB/m</th> <th>dB</th> <th>dB</th> <th>dB</th> </tr> </thead> <tbody> <tr> <td>1 2483.56</td> <td>69.67</td> <td>74.00</td> <td>-4.33</td> <td>61.44</td> <td>31.93</td> <td>7.26</td> <td>36.96</td> <td>6.00</td> </tr> <tr> <td></td> <td></td> <td></td> <td></td> <td></td> <td></td> <td></td> <td></td> <td>291 360 PEAK</td> </tr> </tbody> </table>	Limit	Read	Ant	Cable	Preamp	Aux	APos	TPos	Remark	Freq	Level	Line	Margin	Level	Factor	Loss	Factor	Factor	MHz	dBuV/m	dBuV/m	dB	dBuV	dB/m	dB	dB	dB	1 2483.56	69.67	74.00	-4.33	61.44	31.93	7.26	36.96	6.00									291 360 PEAK	 <p>Level (dBuV/m) vs Frequency (MHz) plot for Fundamental polarization. The plot shows a sharp peak at 2462 MHz. A red horizontal line indicates the FCC PART 15C limit at approximately 74 dBuV/m.</p> <table border="1"> <thead> <tr> <th>Limit</th> <th>Read</th> <th>Ant</th> <th>Cable</th> <th>Preamp</th> <th>Aux</th> <th>APos</th> <th>TPos</th> <th>Remark</th> </tr> <tr> <th>Freq</th> <th>Level</th> <th>Line</th> <th>Margin</th> <th>Level</th> <th>Factor</th> <th>Loss</th> <th>Factor</th> <th>Factor</th> </tr> <tr> <th>MHz</th> <th>dBuV/m</th> <th>dBuV/m</th> <th>dB</th> <th>dBuV</th> <th>dB/m</th> <th>dB</th> <th>dB</th> <th>dB</th> </tr> </thead> <tbody> <tr> <td>1 2462.00</td> <td>110.63</td> <td>-----</td> <td>-----</td> <td>102.48</td> <td>31.87</td> <td>7.23</td> <td>36.95</td> <td>6.00</td> </tr> <tr> <td></td> <td></td> <td></td> <td></td> <td></td> <td></td> <td></td> <td></td> <td>291 360 PEAK</td> </tr> </tbody> </table>	Limit	Read	Ant	Cable	Preamp	Aux	APos	TPos	Remark	Freq	Level	Line	Margin	Level	Factor	Loss	Factor	Factor	MHz	dBuV/m	dBuV/m	dB	dBuV	dB/m	dB	dB	dB	1 2462.00	110.63	-----	-----	102.48	31.87	7.23	36.95	6.00									291 360 PEAK
	Limit	Read	Ant	Cable	Preamp	Aux	APos	TPos	Remark																																																																																			
Freq	Level	Line	Margin	Level	Factor	Loss	Factor	Factor																																																																																				
MHz	dBuV/m	dBuV/m	dB	dBuV	dB/m	dB	dB	dB																																																																																				
1 2483.56	69.67	74.00	-4.33	61.44	31.93	7.26	36.96	6.00																																																																																				
								291 360 PEAK																																																																																				
Limit	Read	Ant	Cable	Preamp	Aux	APos	TPos	Remark																																																																																				
Freq	Level	Line	Margin	Level	Factor	Loss	Factor	Factor																																																																																				
MHz	dBuV/m	dBuV/m	dB	dBuV	dB/m	dB	dB	dB																																																																																				
1 2462.00	110.63	-----	-----	102.48	31.87	7.23	36.95	6.00																																																																																				
								291 360 PEAK																																																																																				
Avg	 <p>Level (dBuV/m) vs Frequency (MHz) plot for Horizontal polarization, Average. The plot shows a signal between 2450 and 2475 MHz. A red horizontal line indicates the FCC PART 15C (AVG) limit at approximately 54 dBuV/m. A peak is observed at 2462 MHz.</p> <table border="1"> <thead> <tr> <th>Limit</th> <th>Read</th> <th>Ant</th> <th>Cable</th> <th>Preamp</th> <th>Aux</th> <th>APos</th> <th>TPos</th> <th>Remark</th> </tr> <tr> <th>Freq</th> <th>Level</th> <th>Line</th> <th>Margin</th> <th>Level</th> <th>Factor</th> <th>Loss</th> <th>Factor</th> <th>Factor</th> </tr> <tr> <th>MHz</th> <th>dBuV/m</th> <th>dBuV/m</th> <th>dB</th> <th>dBuV</th> <th>dB/m</th> <th>dB</th> <th>dB</th> <th>dB</th> </tr> </thead> <tbody> <tr> <td>1 2483.50</td> <td>52.51</td> <td>54.00</td> <td>-1.49</td> <td>44.28</td> <td>31.93</td> <td>7.26</td> <td>36.96</td> <td>6.00</td> </tr> <tr> <td></td> <td></td> <td></td> <td></td> <td></td> <td></td> <td></td> <td></td> <td>291 360 AVERAGE</td> </tr> </tbody> </table>	Limit	Read	Ant	Cable	Preamp	Aux	APos	TPos	Remark	Freq	Level	Line	Margin	Level	Factor	Loss	Factor	Factor	MHz	dBuV/m	dBuV/m	dB	dBuV	dB/m	dB	dB	dB	1 2483.50	52.51	54.00	-1.49	44.28	31.93	7.26	36.96	6.00									291 360 AVERAGE	 <p>Level (dBuV/m) vs Frequency (MHz) plot for Fundamental polarization, Average. The plot shows a sharp peak at 2462 MHz. A red horizontal line indicates the FCC PART 15C (AVG) limit at approximately 54 dBuV/m.</p> <table border="1"> <thead> <tr> <th>Limit</th> <th>Read</th> <th>Ant</th> <th>Cable</th> <th>Preamp</th> <th>Aux</th> <th>APos</th> <th>TPos</th> <th>Remark</th> </tr> <tr> <th>Freq</th> <th>Level</th> <th>Line</th> <th>Margin</th> <th>Level</th> <th>Factor</th> <th>Loss</th> <th>Factor</th> <th>Factor</th> </tr> <tr> <th>MHz</th> <th>dBuV/m</th> <th>dBuV/m</th> <th>dB</th> <th>dBuV</th> <th>dB/m</th> <th>dB</th> <th>dB</th> <th>dB</th> </tr> </thead> <tbody> <tr> <td>1 2462.00</td> <td>101.40</td> <td>-----</td> <td>-----</td> <td>93.27</td> <td>31.86</td> <td>7.22</td> <td>36.95</td> <td>6.00</td> </tr> <tr> <td></td> <td></td> <td></td> <td></td> <td></td> <td></td> <td></td> <td></td> <td>291 360 AVERAGE</td> </tr> </tbody> </table>	Limit	Read	Ant	Cable	Preamp	Aux	APos	TPos	Remark	Freq	Level	Line	Margin	Level	Factor	Loss	Factor	Factor	MHz	dBuV/m	dBuV/m	dB	dBuV	dB/m	dB	dB	dB	1 2462.00	101.40	-----	-----	93.27	31.86	7.22	36.95	6.00									291 360 AVERAGE
Limit	Read	Ant	Cable	Preamp	Aux	APos	TPos	Remark																																																																																				
Freq	Level	Line	Margin	Level	Factor	Loss	Factor	Factor																																																																																				
MHz	dBuV/m	dBuV/m	dB	dBuV	dB/m	dB	dB	dB																																																																																				
1 2483.50	52.51	54.00	-1.49	44.28	31.93	7.26	36.96	6.00																																																																																				
								291 360 AVERAGE																																																																																				
Limit	Read	Ant	Cable	Preamp	Aux	APos	TPos	Remark																																																																																				
Freq	Level	Line	Margin	Level	Factor	Loss	Factor	Factor																																																																																				
MHz	dBuV/m	dBuV/m	dB	dBuV	dB/m	dB	dB	dB																																																																																				
1 2462.00	101.40	-----	-----	93.27	31.86	7.22	36.95	6.00																																																																																				
								291 360 AVERAGE																																																																																				



Mode	13																																																																																											
	Band Edge																																																																																											
	2400-2483.5_802.11n HT20_CH11_2462MHz																																																																																											
ANT	1																																																																																											
Pol.	Vertical	Fundamental																																																																																										
Peak	<table border="1"> <thead> <tr> <th>Limit</th> <th>Read</th> <th>Ant</th> <th>Cable</th> <th>Preamp</th> <th>Aux</th> <th>APos</th> <th>TPos</th> <th>Remark</th> </tr> <tr> <th>Freq</th> <th>Level</th> <th>Line</th> <th>Margin</th> <th>Level</th> <th>Factor</th> <th>Loss</th> <th>Factor</th> <th>Factor</th> </tr> <tr> <th>MHz</th> <th>dBuV/m</th> <th>dBuV/m</th> <th>dB</th> <th>dBuV</th> <th>dB/m</th> <th>dB</th> <th>dB</th> <th>dB</th> </tr> </thead> <tbody> <tr> <td>1 2483.74</td> <td>64.18</td> <td>74.00</td> <td>-9.82</td> <td>55.95</td> <td>31.93</td> <td>7.26</td> <td>36.96</td> <td>6.00</td> </tr> <tr> <td></td> <td></td> <td></td> <td></td> <td></td> <td></td> <td></td> <td></td> <td>365 261 PEAK</td> </tr> </tbody> </table>	Limit	Read	Ant	Cable	Preamp	Aux	APos	TPos	Remark	Freq	Level	Line	Margin	Level	Factor	Loss	Factor	Factor	MHz	dBuV/m	dBuV/m	dB	dBuV	dB/m	dB	dB	dB	1 2483.74	64.18	74.00	-9.82	55.95	31.93	7.26	36.96	6.00									365 261 PEAK	<table border="1"> <thead> <tr> <th>Limit</th> <th>Read</th> <th>Ant</th> <th>Cable</th> <th>Preamp</th> <th>Aux</th> <th>APos</th> <th>TPos</th> <th>Remark</th> </tr> <tr> <th>Freq</th> <th>Level</th> <th>Line</th> <th>Margin</th> <th>Level</th> <th>Factor</th> <th>Loss</th> <th>Factor</th> <th>Factor</th> </tr> <tr> <th>MHz</th> <th>dBuV/m</th> <th>dBuV/m</th> <th>dB</th> <th>dBuV</th> <th>dB/m</th> <th>dB</th> <th>dB</th> <th>dB</th> </tr> </thead> <tbody> <tr> <td>1 2462.00</td> <td>105.89</td> <td>-----</td> <td>-----</td> <td>97.80</td> <td>31.83</td> <td>7.21</td> <td>36.95</td> <td>6.00</td> </tr> <tr> <td></td> <td></td> <td></td> <td></td> <td></td> <td></td> <td></td> <td></td> <td>365 261 PEAK</td> </tr> </tbody> </table>	Limit	Read	Ant	Cable	Preamp	Aux	APos	TPos	Remark	Freq	Level	Line	Margin	Level	Factor	Loss	Factor	Factor	MHz	dBuV/m	dBuV/m	dB	dBuV	dB/m	dB	dB	dB	1 2462.00	105.89	-----	-----	97.80	31.83	7.21	36.95	6.00									365 261 PEAK
Limit	Read	Ant	Cable	Preamp	Aux	APos	TPos	Remark																																																																																				
Freq	Level	Line	Margin	Level	Factor	Loss	Factor	Factor																																																																																				
MHz	dBuV/m	dBuV/m	dB	dBuV	dB/m	dB	dB	dB																																																																																				
1 2483.74	64.18	74.00	-9.82	55.95	31.93	7.26	36.96	6.00																																																																																				
								365 261 PEAK																																																																																				
Limit	Read	Ant	Cable	Preamp	Aux	APos	TPos	Remark																																																																																				
Freq	Level	Line	Margin	Level	Factor	Loss	Factor	Factor																																																																																				
MHz	dBuV/m	dBuV/m	dB	dBuV	dB/m	dB	dB	dB																																																																																				
1 2462.00	105.89	-----	-----	97.80	31.83	7.21	36.95	6.00																																																																																				
								365 261 PEAK																																																																																				
Avg	<table border="1"> <thead> <tr> <th>Limit</th> <th>Read</th> <th>Ant</th> <th>Cable</th> <th>Preamp</th> <th>Aux</th> <th>APos</th> <th>TPos</th> <th>Remark</th> </tr> <tr> <th>Freq</th> <th>Level</th> <th>Line</th> <th>Margin</th> <th>Level</th> <th>Factor</th> <th>Loss</th> <th>Factor</th> <th>Factor</th> </tr> <tr> <th>MHz</th> <th>dBuV/m</th> <th>dBuV/m</th> <th>dB</th> <th>dBuV</th> <th>dB/m</th> <th>dB</th> <th>dB</th> <th>dB</th> </tr> </thead> <tbody> <tr> <td>1 2483.50</td> <td>47.20</td> <td>54.00</td> <td>-6.80</td> <td>38.97</td> <td>31.93</td> <td>7.26</td> <td>36.96</td> <td>6.00</td> </tr> <tr> <td></td> <td></td> <td></td> <td></td> <td></td> <td></td> <td></td> <td></td> <td>365 261 AVERAGE</td> </tr> </tbody> </table>	Limit	Read	Ant	Cable	Preamp	Aux	APos	TPos	Remark	Freq	Level	Line	Margin	Level	Factor	Loss	Factor	Factor	MHz	dBuV/m	dBuV/m	dB	dBuV	dB/m	dB	dB	dB	1 2483.50	47.20	54.00	-6.80	38.97	31.93	7.26	36.96	6.00									365 261 AVERAGE	<table border="1"> <thead> <tr> <th>Limit</th> <th>Read</th> <th>Ant</th> <th>Cable</th> <th>Preamp</th> <th>Aux</th> <th>APos</th> <th>TPos</th> <th>Remark</th> </tr> <tr> <th>Freq</th> <th>Level</th> <th>Line</th> <th>Margin</th> <th>Level</th> <th>Factor</th> <th>Loss</th> <th>Factor</th> <th>Factor</th> </tr> <tr> <th>MHz</th> <th>dBuV/m</th> <th>dBuV/m</th> <th>dB</th> <th>dBuV</th> <th>dB/m</th> <th>dB</th> <th>dB</th> <th>dB</th> </tr> </thead> <tbody> <tr> <td>1 2462.00</td> <td>96.53</td> <td>-----</td> <td>-----</td> <td>88.44</td> <td>31.83</td> <td>7.21</td> <td>36.95</td> <td>6.00</td> </tr> <tr> <td></td> <td></td> <td></td> <td></td> <td></td> <td></td> <td></td> <td></td> <td>365 261 AVERAGE</td> </tr> </tbody> </table>	Limit	Read	Ant	Cable	Preamp	Aux	APos	TPos	Remark	Freq	Level	Line	Margin	Level	Factor	Loss	Factor	Factor	MHz	dBuV/m	dBuV/m	dB	dBuV	dB/m	dB	dB	dB	1 2462.00	96.53	-----	-----	88.44	31.83	7.21	36.95	6.00									365 261 AVERAGE
Limit	Read	Ant	Cable	Preamp	Aux	APos	TPos	Remark																																																																																				
Freq	Level	Line	Margin	Level	Factor	Loss	Factor	Factor																																																																																				
MHz	dBuV/m	dBuV/m	dB	dBuV	dB/m	dB	dB	dB																																																																																				
1 2483.50	47.20	54.00	-6.80	38.97	31.93	7.26	36.96	6.00																																																																																				
								365 261 AVERAGE																																																																																				
Limit	Read	Ant	Cable	Preamp	Aux	APos	TPos	Remark																																																																																				
Freq	Level	Line	Margin	Level	Factor	Loss	Factor	Factor																																																																																				
MHz	dBuV/m	dBuV/m	dB	dBuV	dB/m	dB	dB	dB																																																																																				
1 2462.00	96.53	-----	-----	88.44	31.83	7.21	36.95	6.00																																																																																				
								365 261 AVERAGE																																																																																				





Mode	13																																																																																										
	Harmonic																																																																																										
	2400-2483.5_802.11n HT20_CH11_2462MHz																																																																																										
ANT	1																																																																																										
Pol.	Horizontal	Vertical																																																																																									
Peak Avg																																																																																											
	<table border="1"> <thead> <tr> <th>Limit</th> <th>Read</th> <th>Ant</th> <th>Cable</th> <th>Preamp</th> <th>Aux</th> <th>APos</th> <th>TPos</th> <th>Remark</th> </tr> <tr> <th>Freq Level Line Margin</th> <th>Level Factor</th> <th>Loss Factor</th> <th>Loss Factor</th> <th>Factor</th> <th></th> <th></th> <th></th> <th></th> </tr> <tr> <th>MHz dBuV/m dBuV/m</th> <th>dB</th> <th>dBuV</th> <th>dB/m</th> <th>dB</th> <th>dB</th> <th>dB</th> <th>cm</th> <th>deg</th> </tr> </thead> <tbody> <tr> <td>1 4924.00 40.32 74.00 -33.68</td> <td>61.47</td> <td>33.00</td> <td>10.35</td> <td>65.30</td> <td>0.00</td> <td>---</td> <td>---</td> <td>PEAK</td> </tr> <tr> <td>2 7386.00 41.86 74.00 -32.14</td> <td>60.50</td> <td>35.57</td> <td>12.73</td> <td>66.94</td> <td>0.00</td> <td>---</td> <td>---</td> <td>PEAK</td> </tr> </tbody> </table>	Limit	Read	Ant	Cable	Preamp	Aux	APos	TPos	Remark	Freq Level Line Margin	Level Factor	Loss Factor	Loss Factor	Factor					MHz dBuV/m dBuV/m	dB	dBuV	dB/m	dB	dB	dB	cm	deg	1 4924.00 40.32 74.00 -33.68	61.47	33.00	10.35	65.30	0.00	---	---	PEAK	2 7386.00 41.86 74.00 -32.14	60.50	35.57	12.73	66.94	0.00	---	---	PEAK	<table border="1"> <thead> <tr> <th>Limit</th> <th>Read</th> <th>Ant</th> <th>Cable</th> <th>Preamp</th> <th>Aux</th> <th>APos</th> <th>TPos</th> <th>Remark</th> </tr> <tr> <th>Freq Level Line Margin</th> <th>Level Factor</th> <th>Loss Factor</th> <th>Loss Factor</th> <th>Factor</th> <th></th> <th></th> <th></th> <th></th> </tr> <tr> <th>MHz dBuV/m dBuV/m</th> <th>dB</th> <th>dBuV</th> <th>dB/m</th> <th>dB</th> <th>dB</th> <th>dB</th> <th>cm</th> <th>deg</th> </tr> </thead> <tbody> <tr> <td>1 4924.00 41.17 74.00 -32.83</td> <td>62.32</td> <td>33.00</td> <td>10.35</td> <td>65.30</td> <td>0.00</td> <td>---</td> <td>---</td> <td>PEAK</td> </tr> <tr> <td>2 7386.00 40.71 74.00 -33.29</td> <td>59.35</td> <td>35.57</td> <td>12.73</td> <td>66.94</td> <td>0.00</td> <td>---</td> <td>---</td> <td>PEAK</td> </tr> </tbody> </table>	Limit	Read	Ant	Cable	Preamp	Aux	APos	TPos	Remark	Freq Level Line Margin	Level Factor	Loss Factor	Loss Factor	Factor					MHz dBuV/m dBuV/m	dB	dBuV	dB/m	dB	dB	dB	cm	deg	1 4924.00 41.17 74.00 -32.83	62.32	33.00	10.35	65.30	0.00	---	---	PEAK	2 7386.00 40.71 74.00 -33.29	59.35	35.57	12.73	66.94	0.00	---	---
Limit	Read	Ant	Cable	Preamp	Aux	APos	TPos	Remark																																																																																			
Freq Level Line Margin	Level Factor	Loss Factor	Loss Factor	Factor																																																																																							
MHz dBuV/m dBuV/m	dB	dBuV	dB/m	dB	dB	dB	cm	deg																																																																																			
1 4924.00 40.32 74.00 -33.68	61.47	33.00	10.35	65.30	0.00	---	---	PEAK																																																																																			
2 7386.00 41.86 74.00 -32.14	60.50	35.57	12.73	66.94	0.00	---	---	PEAK																																																																																			
Limit	Read	Ant	Cable	Preamp	Aux	APos	TPos	Remark																																																																																			
Freq Level Line Margin	Level Factor	Loss Factor	Loss Factor	Factor																																																																																							
MHz dBuV/m dBuV/m	dB	dBuV	dB/m	dB	dB	dB	cm	deg																																																																																			
1 4924.00 41.17 74.00 -32.83	62.32	33.00	10.35	65.30	0.00	---	---	PEAK																																																																																			
2 7386.00 40.71 74.00 -33.29	59.35	35.57	12.73	66.94	0.00	---	---	PEAK																																																																																			



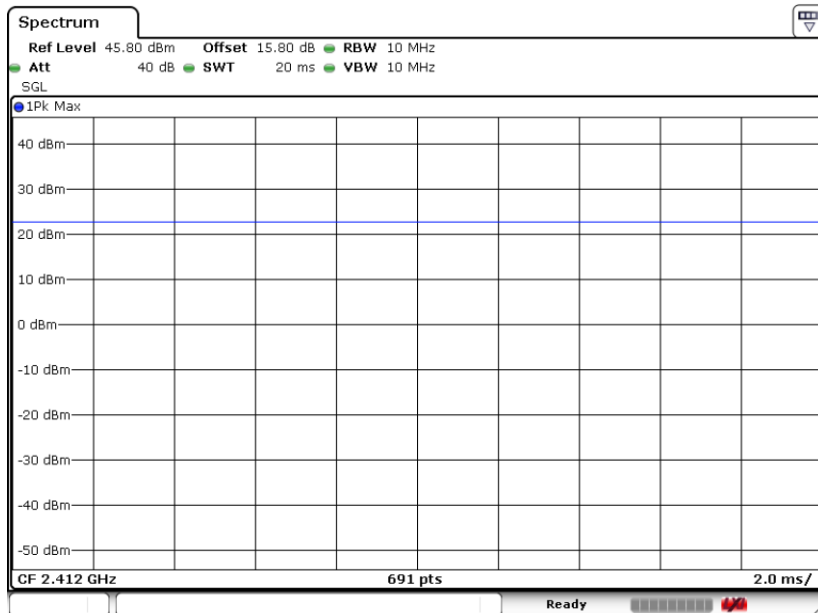
Mode	14																																																																																																																																																																																			
	LF																																																																																																																																																																																			
	2400-2483.5_802.11n HT20_CH02_2417MHz																																																																																																																																																																																			
ANT	1																																																																																																																																																																																			
Pol.	Horizontal	Vertical																																																																																																																																																																																		
Peak QP	<table border="1"> <thead> <tr> <th>Peak</th> <th>Freq (MHz)</th> <th>Level (dBuV/m)</th> <th>Limit (dBuV/m)</th> <th>ReadAntenna (dBuV)</th> <th>Cable (dB)</th> <th>Preamp (dB)</th> <th>A/Pos (cm)</th> <th>T/Pos (deg)</th> <th>Remark</th> <th>Pol/Phas</th> </tr> </thead> <tbody> <tr><td>1</td><td>98.14</td><td>28.20</td><td>-15.30</td><td>43.50</td><td>44.47</td><td>15.16</td><td>1.42</td><td>32.85</td><td>---</td><td>---</td><td>Peak</td><td>HORIZONTAL</td></tr> <tr><td>2</td><td>143.49</td><td>28.98</td><td>-14.52</td><td>43.50</td><td>43.50</td><td>16.51</td><td>1.80</td><td>32.83</td><td>---</td><td>---</td><td>Peak</td><td>HORIZONTAL</td></tr> <tr><td>3</td><td>252.13</td><td>28.88</td><td>-17.12</td><td>46.00</td><td>40.76</td><td>18.46</td><td>2.43</td><td>32.77</td><td>---</td><td>---</td><td>Peak</td><td>HORIZONTAL</td></tr> <tr><td>4</td><td>488.30</td><td>25.72</td><td>-20.28</td><td>46.00</td><td>33.69</td><td>21.82</td><td>3.08</td><td>32.87</td><td>---</td><td>---</td><td>Peak</td><td>HORIZONTAL</td></tr> <tr><td>5</td><td>698.33</td><td>26.59</td><td>-19.41</td><td>46.00</td><td>30.39</td><td>25.23</td><td>4.04</td><td>33.07</td><td>---</td><td>---</td><td>Peak</td><td>HORIZONTAL</td></tr> <tr><td>6</td><td>974.78</td><td>31.43</td><td>-22.57</td><td>54.00</td><td>30.48</td><td>27.45</td><td>4.78</td><td>31.28</td><td>---</td><td>---</td><td>Peak</td><td>HORIZONTAL</td></tr> </tbody> </table>	Peak	Freq (MHz)	Level (dBuV/m)	Limit (dBuV/m)	ReadAntenna (dBuV)	Cable (dB)	Preamp (dB)	A/Pos (cm)	T/Pos (deg)	Remark	Pol/Phas	1	98.14	28.20	-15.30	43.50	44.47	15.16	1.42	32.85	---	---	Peak	HORIZONTAL	2	143.49	28.98	-14.52	43.50	43.50	16.51	1.80	32.83	---	---	Peak	HORIZONTAL	3	252.13	28.88	-17.12	46.00	40.76	18.46	2.43	32.77	---	---	Peak	HORIZONTAL	4	488.30	25.72	-20.28	46.00	33.69	21.82	3.08	32.87	---	---	Peak	HORIZONTAL	5	698.33	26.59	-19.41	46.00	30.39	25.23	4.04	33.07	---	---	Peak	HORIZONTAL	6	974.78	31.43	-22.57	54.00	30.48	27.45	4.78	31.28	---	---	Peak	HORIZONTAL	<table border="1"> <thead> <tr> <th>Peak</th> <th>Freq (MHz)</th> <th>Level (dBuV/m)</th> <th>Limit (dBuV/m)</th> <th>ReadAntenna (dBuV)</th> <th>Cable (dB)</th> <th>Preamp (dB)</th> <th>A/Pos (cm)</th> <th>T/Pos (deg)</th> <th>Remark</th> <th>Pol/Phas</th> </tr> </thead> <tbody> <tr><td>1</td><td>30.00</td><td>20.77</td><td>-19.23</td><td>40.00</td><td>27.88</td><td>25.08</td><td>0.76</td><td>32.95</td><td>---</td><td>---</td><td>Peak</td><td>VERTICAL</td></tr> <tr><td>2</td><td>99.84</td><td>22.70</td><td>-20.00</td><td>43.50</td><td>38.16</td><td>15.92</td><td>1.47</td><td>32.85</td><td>---</td><td>---</td><td>Peak</td><td>VERTICAL</td></tr> <tr><td>3</td><td>299.66</td><td>21.60</td><td>-24.40</td><td>46.00</td><td>32.70</td><td>19.15</td><td>2.56</td><td>32.81</td><td>---</td><td>---</td><td>Peak</td><td>VERTICAL</td></tr> <tr><td>4</td><td>559.62</td><td>31.49</td><td>-14.51</td><td>46.00</td><td>35.67</td><td>26.10</td><td>3.28</td><td>33.56</td><td>---</td><td>---</td><td>Peak</td><td>VERTICAL</td></tr> <tr><td>5</td><td>631.40</td><td>27.37</td><td>-18.63</td><td>46.00</td><td>30.94</td><td>26.26</td><td>3.70</td><td>33.53</td><td>---</td><td>---</td><td>Peak</td><td>VERTICAL</td></tr> <tr><td>6</td><td>997.09</td><td>31.19</td><td>-22.81</td><td>54.00</td><td>27.57</td><td>30.26</td><td>4.68</td><td>31.32</td><td>---</td><td>---</td><td>Peak</td><td>VERTICAL</td></tr> </tbody> </table>	Peak	Freq (MHz)	Level (dBuV/m)	Limit (dBuV/m)	ReadAntenna (dBuV)	Cable (dB)	Preamp (dB)	A/Pos (cm)	T/Pos (deg)	Remark	Pol/Phas	1	30.00	20.77	-19.23	40.00	27.88	25.08	0.76	32.95	---	---	Peak	VERTICAL	2	99.84	22.70	-20.00	43.50	38.16	15.92	1.47	32.85	---	---	Peak	VERTICAL	3	299.66	21.60	-24.40	46.00	32.70	19.15	2.56	32.81	---	---	Peak	VERTICAL	4	559.62	31.49	-14.51	46.00	35.67	26.10	3.28	33.56	---	---	Peak	VERTICAL	5	631.40	27.37	-18.63	46.00	30.94	26.26	3.70	33.53	---	---	Peak	VERTICAL	6	997.09	31.19	-22.81	54.00	27.57	30.26	4.68	31.32	---	---	Peak	VERTICAL
	Peak	Freq (MHz)	Level (dBuV/m)	Limit (dBuV/m)	ReadAntenna (dBuV)	Cable (dB)	Preamp (dB)	A/Pos (cm)	T/Pos (deg)	Remark	Pol/Phas																																																																																																																																																																									
1	98.14	28.20	-15.30	43.50	44.47	15.16	1.42	32.85	---	---	Peak	HORIZONTAL																																																																																																																																																																								
2	143.49	28.98	-14.52	43.50	43.50	16.51	1.80	32.83	---	---	Peak	HORIZONTAL																																																																																																																																																																								
3	252.13	28.88	-17.12	46.00	40.76	18.46	2.43	32.77	---	---	Peak	HORIZONTAL																																																																																																																																																																								
4	488.30	25.72	-20.28	46.00	33.69	21.82	3.08	32.87	---	---	Peak	HORIZONTAL																																																																																																																																																																								
5	698.33	26.59	-19.41	46.00	30.39	25.23	4.04	33.07	---	---	Peak	HORIZONTAL																																																																																																																																																																								
6	974.78	31.43	-22.57	54.00	30.48	27.45	4.78	31.28	---	---	Peak	HORIZONTAL																																																																																																																																																																								
Peak	Freq (MHz)	Level (dBuV/m)	Limit (dBuV/m)	ReadAntenna (dBuV)	Cable (dB)	Preamp (dB)	A/Pos (cm)	T/Pos (deg)	Remark	Pol/Phas																																																																																																																																																																										
1	30.00	20.77	-19.23	40.00	27.88	25.08	0.76	32.95	---	---	Peak	VERTICAL																																																																																																																																																																								
2	99.84	22.70	-20.00	43.50	38.16	15.92	1.47	32.85	---	---	Peak	VERTICAL																																																																																																																																																																								
3	299.66	21.60	-24.40	46.00	32.70	19.15	2.56	32.81	---	---	Peak	VERTICAL																																																																																																																																																																								
4	559.62	31.49	-14.51	46.00	35.67	26.10	3.28	33.56	---	---	Peak	VERTICAL																																																																																																																																																																								
5	631.40	27.37	-18.63	46.00	30.94	26.26	3.70	33.53	---	---	Peak	VERTICAL																																																																																																																																																																								
6	997.09	31.19	-22.81	54.00	27.57	30.26	4.68	31.32	---	---	Peak	VERTICAL																																																																																																																																																																								



### Appendix D. Duty Cycle Plots

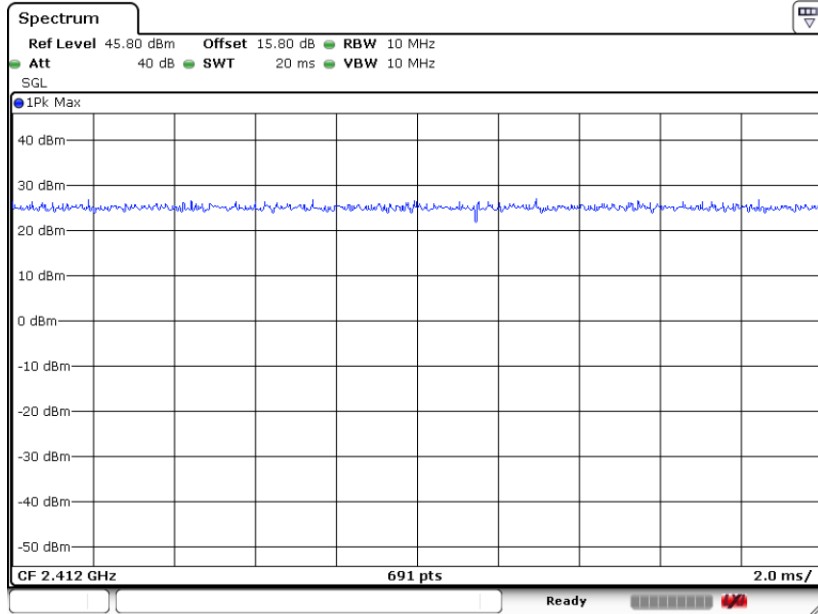
Band	Duty Cycle(%)	T(ms)	1/T(kHz)	VBW Setting
802.11b	100	-	-	10Hz
802.11g	100	-	-	10Hz
802.11n HT20	100	-	-	10Hz

802.11b





802.11g



802.11n HT20

