



# FCC RF Test Report

**APPLICANT** : Espressif Systems (Shanghai) Co.,Ltd.  
**EQUIPMENT** : 2.4GHz Wi-Fi & BT IoT Module  
**BRAND NAME** : ESPRESSIF  
**MODEL NAME** : ESP8684-WROOM-07  
**FCC ID** : 2AC7Z-ESP868407  
**STANDARD** : FCC Part 15 Subpart C §15.247  
**CLASSIFICATION** : (DTS) Digital Transmission System  
**TEST DATE(S)** : Apr. 21, 2023 ~ Dec. 19, 2023

We, Sporton International Inc. (Kunshan), would like to declare that the tested sample has been evaluated in accordance with the test procedures and has been in compliance with the applicable technical standards.

The test results in this report apply exclusively to the tested model / sample. Without written approval of Sporton International Inc. (Kunshan), the test report shall not be reproduced except in full.

Jason Jia

Approved by: Jason Jia



**Sporton International Inc. (Kunshan)**

**No. 1098, Pengxi North Road, Kunshan Economic Development Zone Jiangsu Province 215300  
People's Republic of China**



# TABLE OF CONTENTS

**REVISION HISTORY..... 3**

**SUMMARY OF TEST RESULT ..... 4**

**1 GENERAL DESCRIPTION ..... 5**

    1.1 Applicant ..... 5

    1.2 Manufacturer ..... 5

    1.3 Product Feature of Equipment Under Test..... 5

    1.4 Product Specification of Equipment Under Test..... 5

    1.5 Modification of EUT ..... 5

    1.6 Testing Location ..... 6

    1.7 Test Software..... 6

    1.8 Applicable Standards..... 6

**2 TEST CONFIGURATION OF EQUIPMENT UNDER TEST ..... 7**

    2.1 Carrier Frequency and Channel ..... 7

    2.2 Test Mode..... 7

    2.3 Connection Diagram of Test System ..... 8

    2.4 Support Unit used in test configuration and system ..... 9

    2.5 EUT Operation Test Setup ..... 9

    2.6 Measurement Results Explanation Example..... 9

**3 TEST RESULT ..... 10**

    3.1 6dB and 99% Bandwidth Measurement ..... 10

    3.2 Output Power Measurement..... 12

    3.3 Power Spectral Density Measurement ..... 13

    3.4 Conducted Band Edges and Spurious Emission Measurement ..... 15

    3.5 Radiated Band Edges and Spurious Emission Measurement ..... 25

    3.6 AC Conducted Emission Measurement..... 29

    3.7 Antenna Requirements ..... 31

**4 LIST OF MEASURING EQUIPMENT ..... 32**

**5 MEASUREMENT UNCERTAINTY ..... 33**

**APPENDIX A. CONDUCTED TEST RESULTS**

**APPENDIX B. AC CONDUCTED EMISSION TEST RESULT**

**APPENDIX C. RADIATED SPURIOUS EMISSION**

**APPENDIX D. DUTY CYCLE PLOTS**

**APPENDIX E. SETUP PHOTOGRAPHS**





### SUMMARY OF TEST RESULT

Report Section	FCC Rule	Description	Limit	Result	Remark
3.1	15.247(a)(2)	6dB Bandwidth	≥ 0.5MHz	Pass	-
3.1	-	99% Bandwidth	-	Report Only	-
3.2	15.247(b)	Power Output Measurement	≤ 30dBm	Pass	-
3.3	15.247(e)	Power Spectral Density	≤ 8dBm/3kHz	Pass	-
3.4	15.247(d)	Conducted Band Edges	≤ 20dBc	Pass	-
		Conducted Spurious Emission		Pass	-
3.5	15.247(d)	Radiated Band Edges and Radiated Spurious Emission	15.209(a) & 15.247(d)	Pass	Under limit 1.65 dB at 2389.95 MHz
3.6	15.207	AC Conducted Emission	15.207(a)	Pass	Under limit 12.39 dB at 0.154 MHz
3.7	15.203 & 15.247(b)	Antenna Requirement	15.203 & 15.247(b)	Pass	-

**Conformity Assessment Condition:**

- The test results (PASS/FAIL) with all measurement uncertainty excluded are presented against the regulation limits or in accordance with the requirements stipulated by the applicant/manufacturer who shall bear all the risks of non-compliance that may potentially occur if measurement uncertainty is taken into account.
- The measurement uncertainty please refer to each test result in the section "Measurement Uncertainty"

**Disclaimer:**

The product specifications of the EUT presented in the test report that may affect the test assessments are declared by the manufacturer who shall take full responsibility for the authenticity.



# 1 General Description

## 1.1 Applicant

Espressif Systems (Shanghai) Co.,Ltd.

Suite 204, Block 2, 690 Bibo Road, Zhang Jiang Hi-Tech Park, Shanghai, China

## 1.2 Manufacturer

Espressif Systems (Shanghai) Co.,Ltd.

Suite 204, Block 2, 690 Bibo Road, Zhang Jiang Hi-Tech Park, Shanghai, China

## 1.3 Product Feature of Equipment Under Test

Product Feature	
Equipment	2.4GHz Wi-Fi & BT IoT Module
Brand Name	ESPRESSIF
Model Name	ESP8684-WROOM-07
FCC ID	2AC7Z-ESP868407
HW Version	V1.0
SW Version	v1.1.3.4
EUT Stage	Identical Prototype

Remark: The above EUT's information was declared by manufacturer. Please refer to the specifications or user's manual for more detailed description.

## 1.4 Product Specification of Equipment Under Test

Standards-related Product Specification	
Tx/Rx Channel Frequency Range	2412 MHz ~ 2462 MHz
Maximum (Peak) Output Power to antenna	802.11b : 20.23 dBm (0.1054 W) 802.11g : 28.34 dBm (0.6823 W) 802.11n HT20 : 27.27 dBm (0.5333 W)
99% Occupied Bandwidth	802.11b : 13.09MHz 802.11g : 16.98MHz 802.11n HT20 : 17.98MHz
Antenna Type / Gain	Monopole Antenna with gain 2.33 dBi
Type of Modulation	802.11b : DSSS (DBPSK / DQPSK / CCK) 802.11g/n : OFDM (BPSK / QPSK / 16QAM / 64QAM)

## 1.5 Modification of EUT

No modifications are made to the EUT during all test items.



### 1.6 Testing Location

Sporton International Inc. (Kunshan) is accredited to ISO/IEC 17025:2017 by American Association for Laboratory Accreditation with Certificate Number 5145.02.

<b>Test Firm</b>	Sporton International Inc. (Kunshan)		
<b>Test Site Location</b>	No. 1098, Pengxi North Road, Kunshan Economic Development Zone Jiangsu Province 215300 People’s Republic of China TEL : +86-512-57900158		
<b>Test Site No.</b>	<b>Sporton Site No.</b>	<b>FCC Designation No.</b>	<b>FCC Test Firm Registration No.</b>
	CO01-KS 03CH06-KS TH01-KS	CN1257	314309

### 1.7 Test Software

Item	Site	Manufacturer	Name	Version
1.	TH01-KS	SPORTON	FCC 15C-15E Test Tools Ver10.0_210607	10.0
2.	03CH06-KS	AUDIX	E3	210616
3.	CO01-KS	AUDIX	E3	6.2009-8-24

### 1.8 Applicable Standards

According to the specifications of the manufacturer, the EUT must comply with the requirements of the following standards:

- 47 CFR Part 15 Subpart C §15.247
- FCC KDB 558074 D01 15.247 Meas Guidance v05r02
- ANSI C63.10-2013

**Remark:** All test items were verified and recorded according to the standards and without any deviation during the test.



## 2 Test Configuration of Equipment Under Test

- a. The EUT has been associated with peripherals and configuration operated in a manner tended to maximize its emission characteristics in a typical application. Frequency range investigated: conduction emission (150 kHz to 30 MHz), radiation emission (9 kHz to the 10th harmonic of the highest fundamental frequency or to 40 GHz, whichever is lower). For radiated measurement, pre-scanned in three orthogonal panels, X, Y, Z. The worst cases (Y plane) were recorded in this report.
- b. AC power line Conducted Emission was tested under maximum output power.

### 2.1 Carrier Frequency and Channel

Frequency Band	Channel	Freq. (MHz)	Channel	Freq. (MHz)
2400-2483.5 MHz	1	2412	7	2442
	2	2417	8	2447
	3	2422	9	2452
	4	2427	10	2457
	5	2432	11	2462
	6	2437	-	-

### 2.2 Test Mode

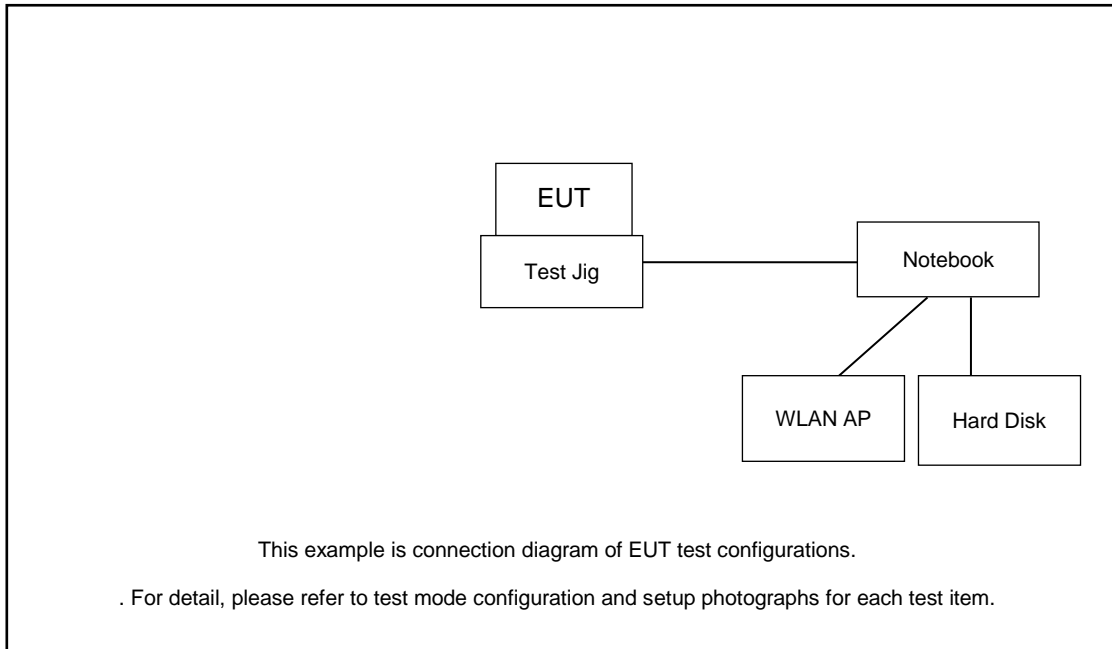
Final test modes are considering the modulation and worse data rates as below table.

Modulation	Data Rate
802.11b	1 Mbps
802.11g	6 Mbps
802.11n HT20	MCS0

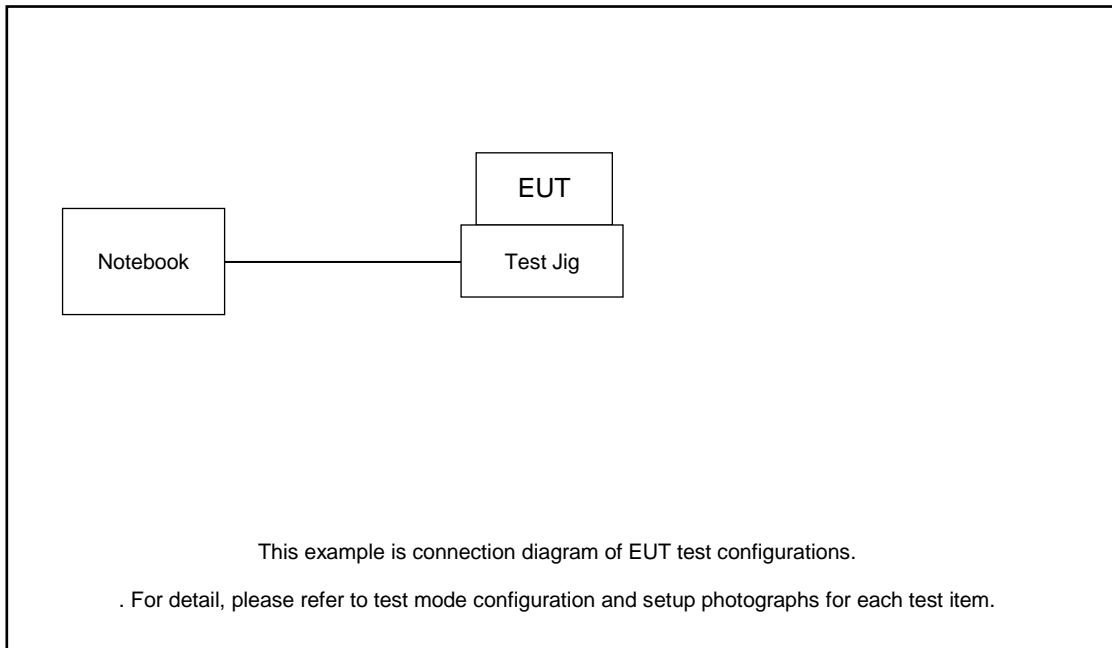
Test Cases	
AC Conducted Emission	Mode 1 :WLAN TX(2.4G) + power from test Jig
<b>Remark:</b> For Radiated Test Cases, The tests were performance with Test Jig and Notebook	

## 2.3 Connection Diagram of Test System

AC Conducted Emission:



Radiated Emission:





## 2.4 Support Unit used in test configuration and system

Item	Equipment	Trade Name	Model Name	FCC ID	Data Cable	Power Cord
1.	WLAN AP	D-link	DIR-655	KA21R655B1	N/A	Unshielded, 1.8m
2.	Notebook	Lenovo	V130-14IKB004	N/A	N/A	AC I/P: Unshielded, 1.8 m DC O/P: Shielded, 1.8 m
3.	Hard Disk	Lenovo	F310	DoC	Shielded, 1.2m	N/A
4.	Test Jig	Amphenol	W106C_EVB	N/A	N/A	N/A

## 2.5 EUT Operation Test Setup

For WLAN RF test items, an engineering test program was provided and enabled to make EUT continuous transmit.

For AC power line conducted emissions, the EUT was set to connect with the WLAN AP under large package sizes transmission.

## 2.6 Measurement Results Explanation Example

### For all conducted test items:

The offset level is set in the spectrum analyzer to compensate the RF cable loss and attenuator factor between EUT conducted output port and spectrum analyzer. With the offset compensation, the spectrum analyzer reading level is exactly the EUT RF output level.

Example:

The spectrum analyzer offset is derived from RF cable loss.

*Offset = RF cable loss.*

Following shows an offset computation example with cable loss 5.6 dB

$$\begin{aligned} \text{Offset(dB)} &= \text{RF cable loss(dB)}. \\ &= 5.6 \text{ (dB)} \end{aligned}$$

### 3 Test Result

#### 3.1 6dB and 99% Bandwidth Measurement

##### 3.1.1 Limit of 6dB and 99% Bandwidth

The minimum 6 dB bandwidth shall be at least 500 kHz.

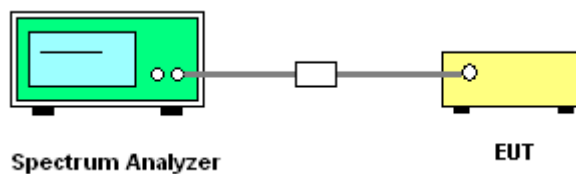
##### 3.1.2 Measuring Instruments

The measuring equipment is listed in the section 4 of this test report.

##### 3.1.3 Test Procedures

1. The testing follows ANSI C63.10-2013 clause 11.8
2. The RF output of EUT was connected to the spectrum analyzer by RF cable and attenuator. The path loss was compensated to the results for each measurement.
3. Set to the maximum power setting and enable the EUT transmit continuously.
4. Make the measurement with the spectrum analyzer's resolution bandwidth (RBW) = 100 kHz. Set the Video bandwidth (VBW) = 300 kHz. In order to make an accurate measurement. The 6 dB bandwidth must be greater than 500 kHz.
5. For 99% Bandwidth Measurement, the spectrum analyzer's resolution bandwidth (RBW) = 1%~5% of OBW and set the Video bandwidth (VBW) = 3MHz.
6. Measure and record the results in the test report.

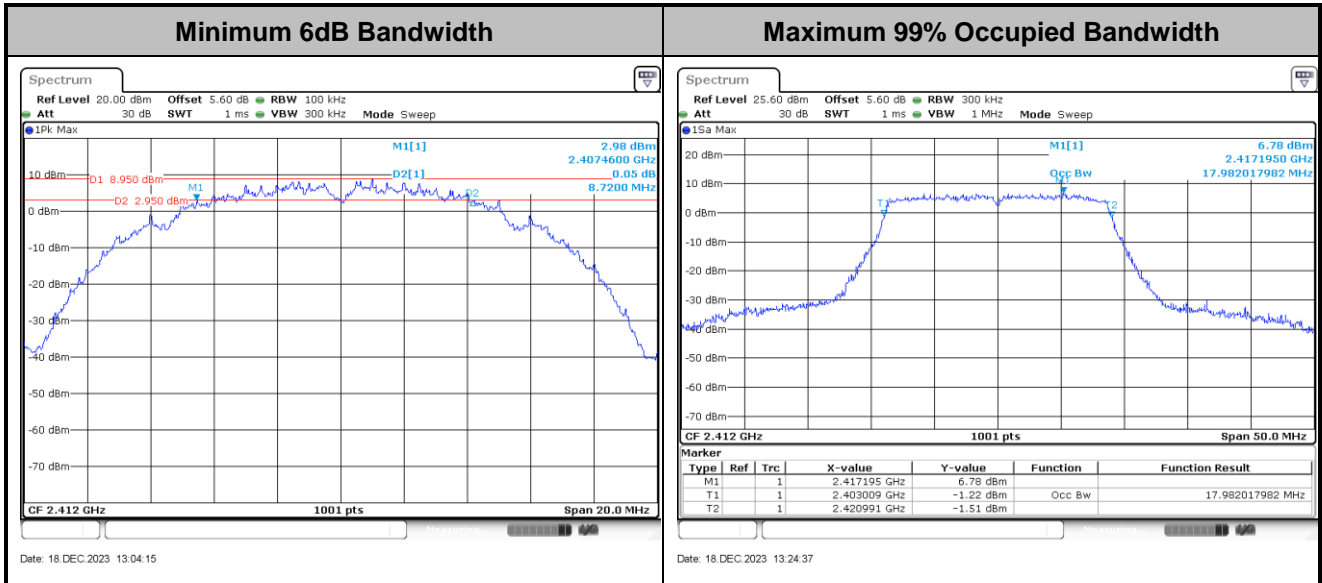
##### 3.1.4 Test Setup





### 3.1.5 Test Result of 6dB and 99% Occupied Bandwidth

Please refer to Appendix A.



Note : The occupied channel bandwidth is maintained within the band of operation for all of the modulations.

## 3.2 Output Power Measurement

### 3.2.1 Limit of Output Power

For systems using digital modulation in the 2400-2483.5MHz, the limit for peak output power is 30dBm. If transmitting antenna with directional gain greater than 6dBi is used, the peak output power from the intentional radiator shall be reduced below the above stated value by the amount in dB that the directional gain of the antenna exceeds 6 dBi. In case of point-to-point operation, the limit has to be reduced by 1dB for every 3dB that the directional gain of the antenna exceeds 6dBi.

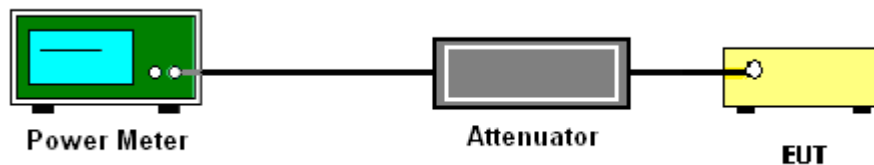
### 3.2.2 Measuring Instruments

The measuring equipment is listed in the section 4 of this test report.

### 3.2.3 Test Procedures

1. The testing follows the Measurement Procedure of ANSI C63.10-2013 clause 11.9.1.3 PKPM1 Peak power meter or ANSI C63.10-2013 clause 11.9.2.3.1 Method AVGPM method.
2. The RF output of EUT was connected to the power meter by RF cable and attenuator. The path loss was compensated to the results for each measurement.
3. Set to the maximum power setting and enable the EUT transmit continuously.
4. Measure the conducted output power and record the results in the test report.

### 3.2.4 Test Setup



### 3.2.5 Test Result of Peak Output Power

Please refer to Appendix A.

### 3.2.6 Test Result of Average Output Power (Reporting Only)

Please refer to Appendix A.

### 3.3 Power Spectral Density Measurement

#### 3.3.1 Limit of Power Spectral Density

The peak power spectral density shall not be greater than 8dBm in any 3kHz band at any time interval of continuous transmission.

#### 3.3.2 Measuring Instruments

The measuring equipment is listed in the section 4 of this test report.

#### 3.3.3 Test Procedures

1. The testing follows Measurement Procedure of ANSI C63.10-2013 clause 11.10.2 Method PKPSD.
2. The RF output of EUT was connected to the spectrum analyzer by RF cable and attenuator. The path loss was compensated to the results for each measurement.
3. Set to the maximum power setting and enable the EUT transmit continuously.
4. Make the measurement with the spectrum analyzer's resolution bandwidth (RBW) = 3 kHz. Video bandwidth VBW = 10 kHz In order to make an accurate measurement, set the span to 1.5 times DTS Channel Bandwidth. (6dB BW)
5. Detector = peak, Sweep time = auto couple, Trace mode = max hold, Allow trace to fully stabilize. Use the peak marker function to determine the maximum power level.
6. Measure and record the results in the test report.

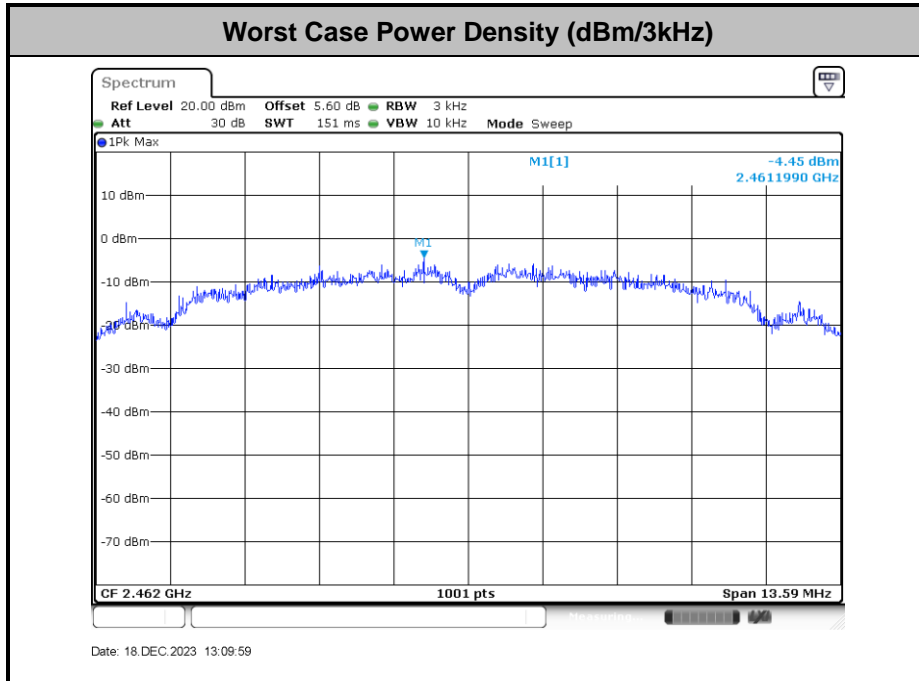
#### 3.3.4 Test Setup





### 3.3.5 Test Result of Power Spectral Density

Please refer to Appendix A.



## 3.4 Conducted Band Edges and Spurious Emission Measurement

### 3.4.1 Limit of Conducted Band Edges and Spurious Emission Measurement

In any 100 kHz bandwidth outside of the authorized frequency band, the emissions which fall in the non-restricted bands shall be attenuated at least 20 dB / 30dB relative to the maximum PSD level in 100 kHz by RF conducted measurement.

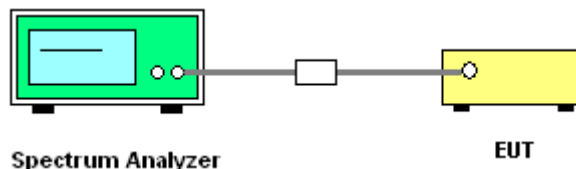
### 3.4.2 Measuring Instruments

The measuring equipment is listed in the section 4 of this test report.

### 3.4.3 Test Procedures

1. The testing follows ANSI C63.10-2013 clause 11.11
2. The RF output of EUT was connected to the spectrum analyzer by RF cable and attenuator. The path loss was compensated to the results for each measurement.
3. Set to the maximum power setting and enable the EUT transmit continuously.
4. Set RBW = 100 kHz, VBW=300 kHz, Peak Detector. Unwanted Emissions measured in any 100 kHz bandwidth outside of the authorized frequency band shall be attenuated by at least 20 dB relative to the maximum in-band peak PSD level in 100 kHz when maximum peak conducted output power procedure is used. If the transmitter complies with the conducted power limits based on the use of RMS averaging over a time interval, the attenuation required under this paragraph shall be 30 dB instead of 20 dB per 15.247(d).
5. Measure and record the results in the test report.
6. The RF fundamental frequency should be excluded against the limit line in the operating frequency band.

### 3.4.4 Test Setup

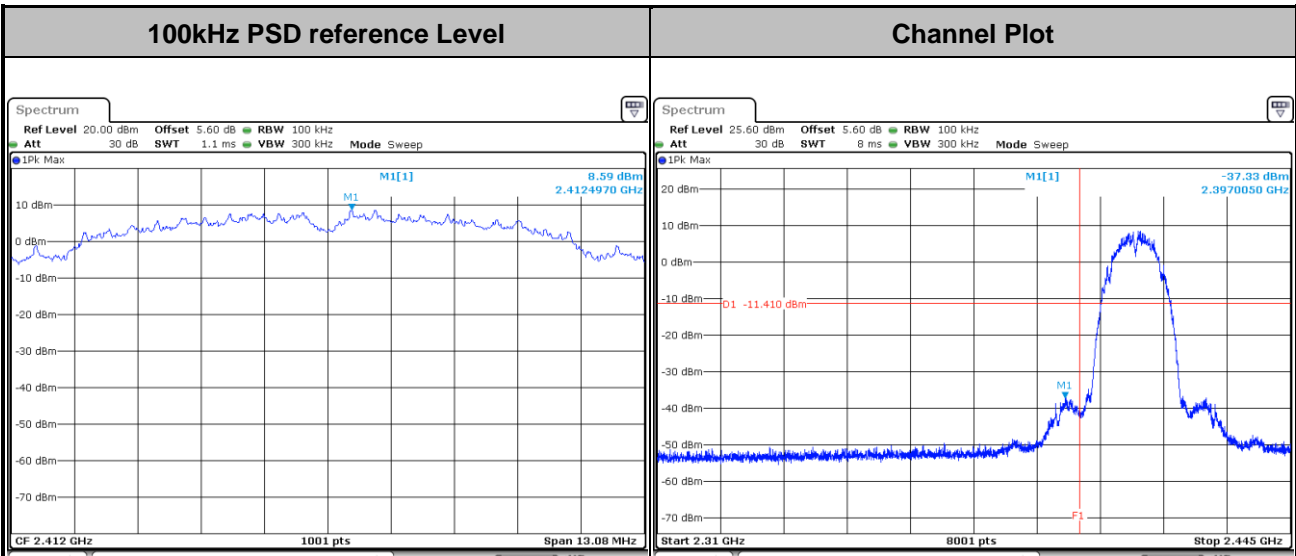




### 3.4.5 Test Result of Conducted Band Edges and Spurious Emission

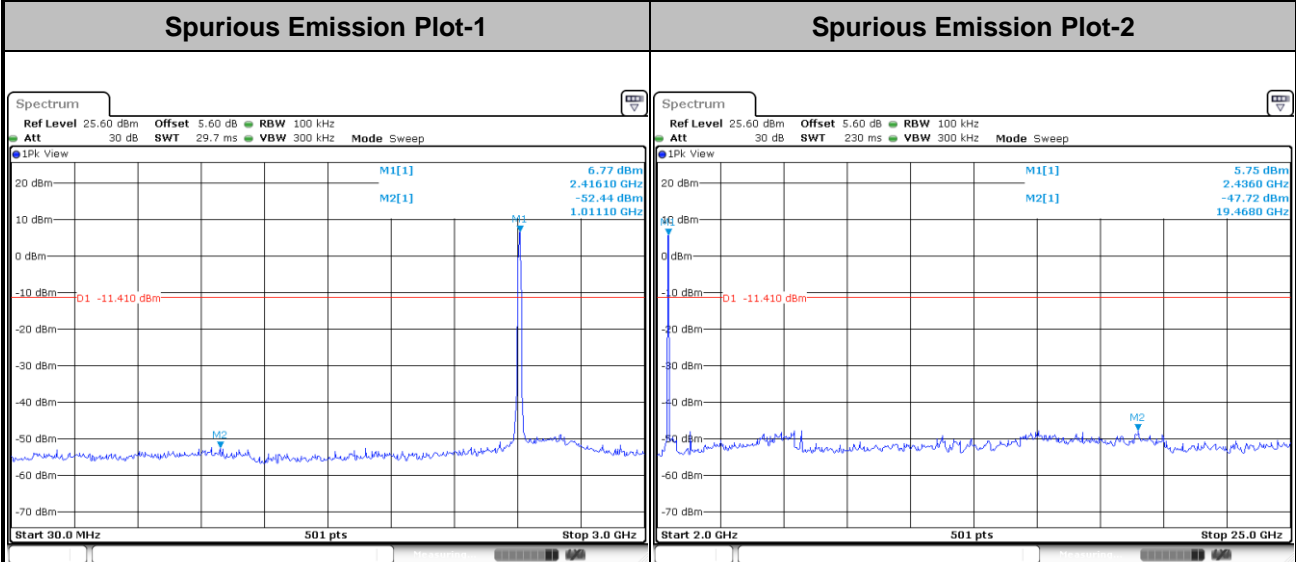
Test Engineer : Jiang Jun	Temperature :	20~26°C
	Relative Humidity :	40~51%

Test Mode :	802.11b	Test Channel :	01
-------------	---------	----------------	----



Date: 18 DEC. 2023 13:04:53

Date: 18 DEC. 2023 13:05:12



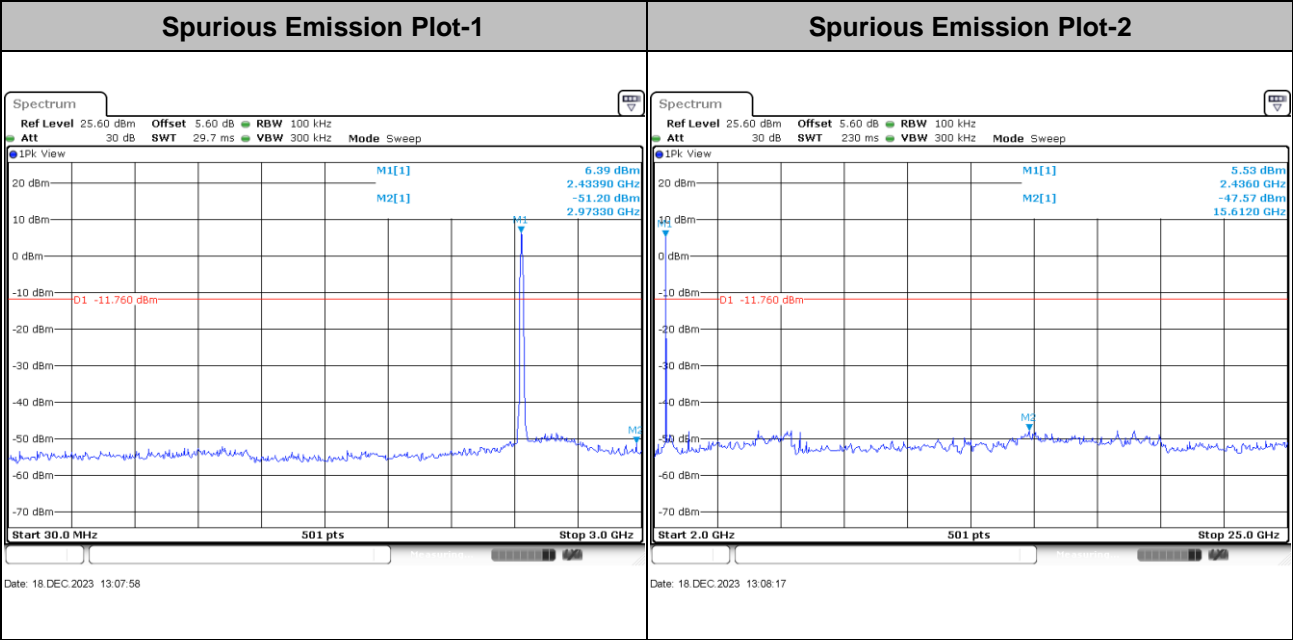
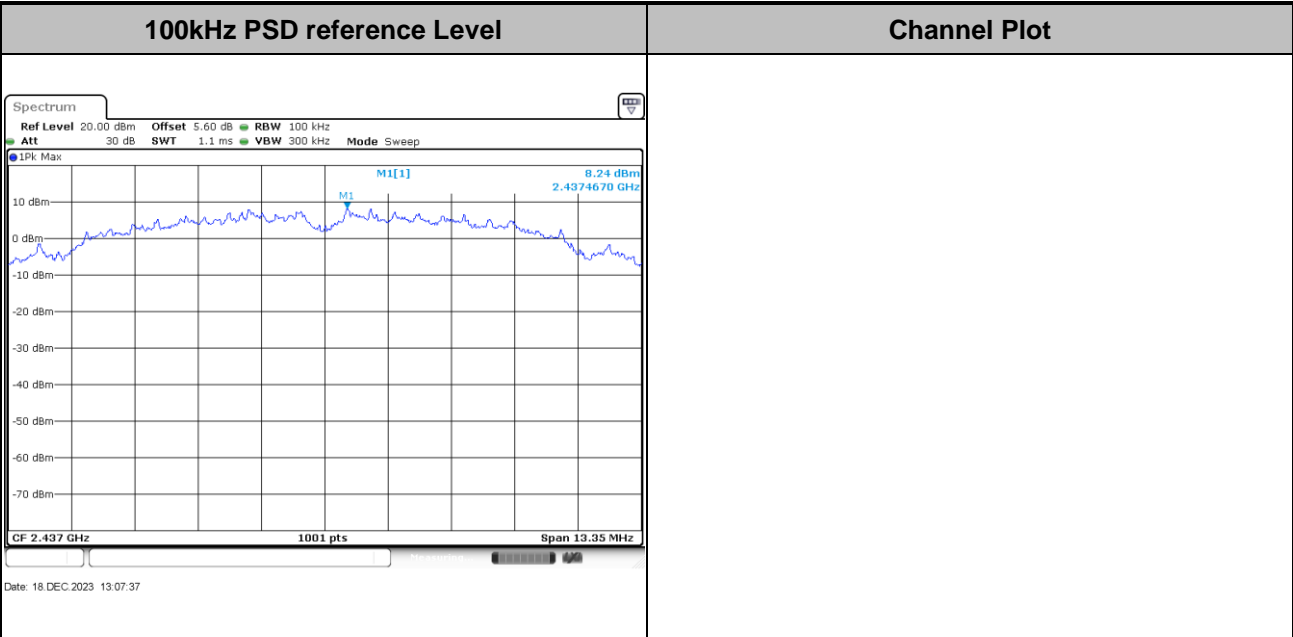
Date: 18 DEC. 2023 13:05:33

Date: 18 DEC. 2023 13:05:53



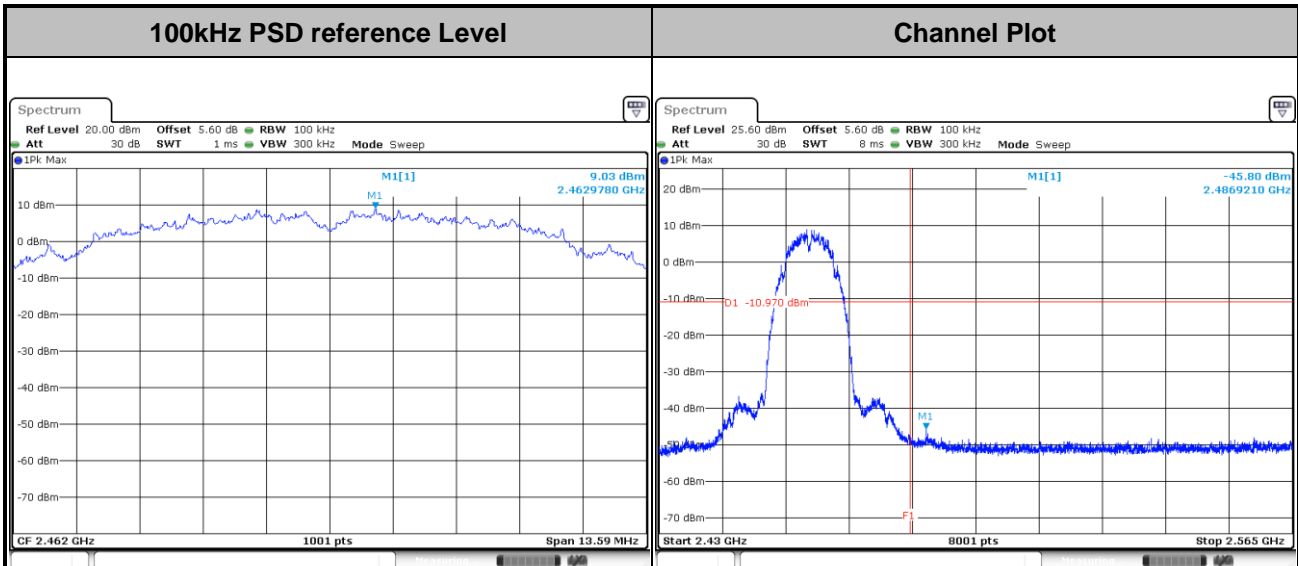


Test Mode :	802.11b	Test Channel :	06
-------------	---------	----------------	----



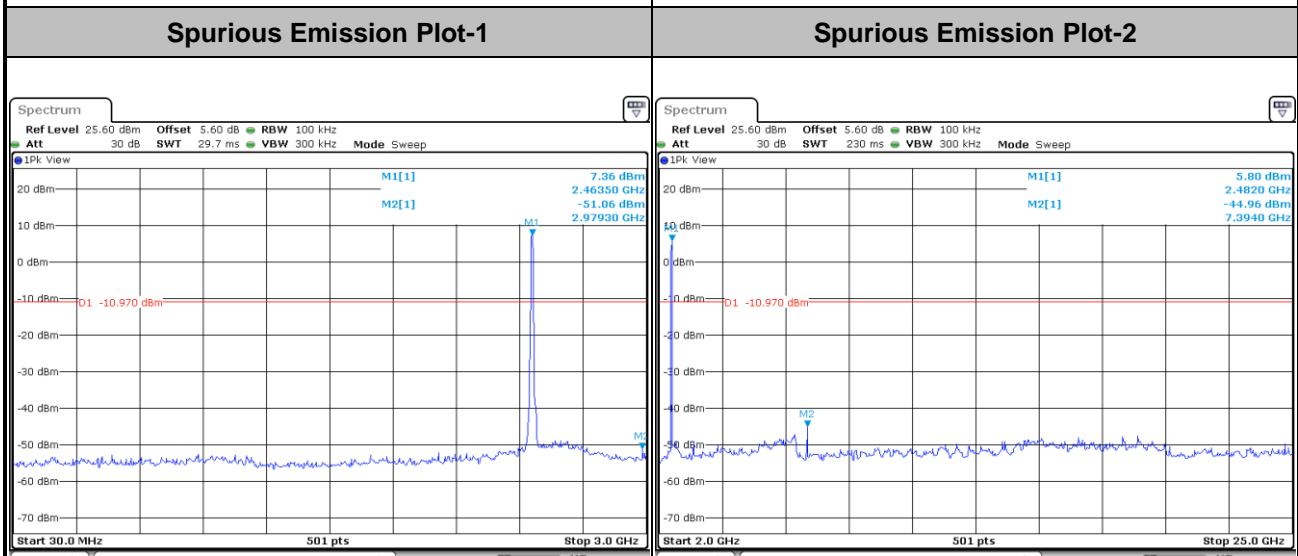


Test Mode :	802.11b	Test Channel :	11
-------------	---------	----------------	----



Date: 18 DEC 2023 13:10:17

Date: 18 DEC 2023 13:10:36

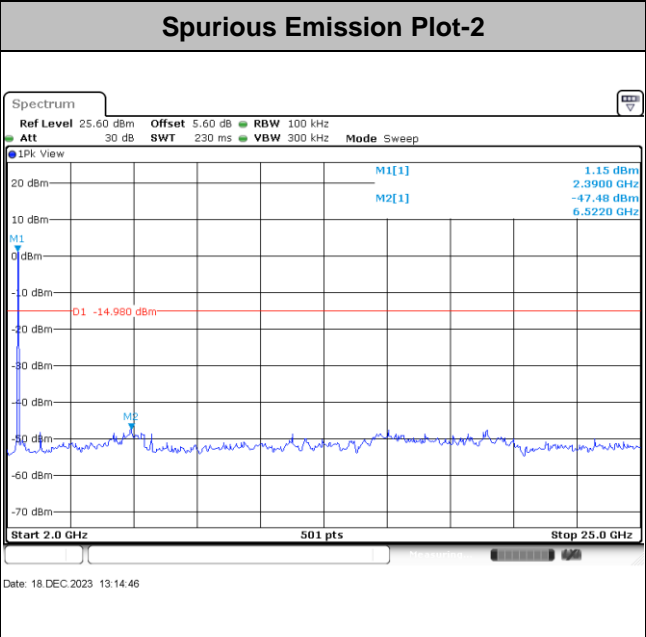
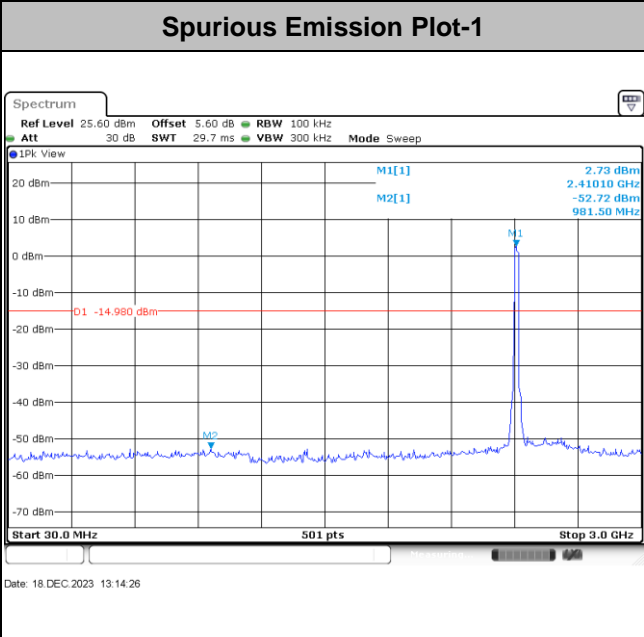
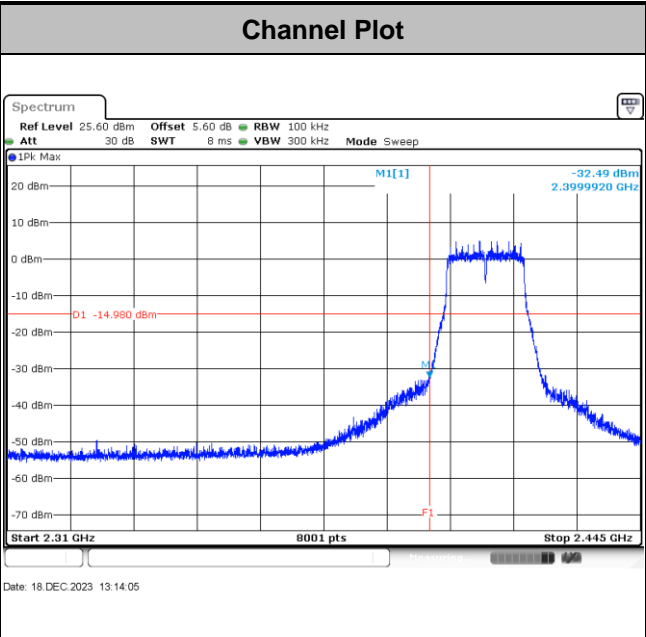
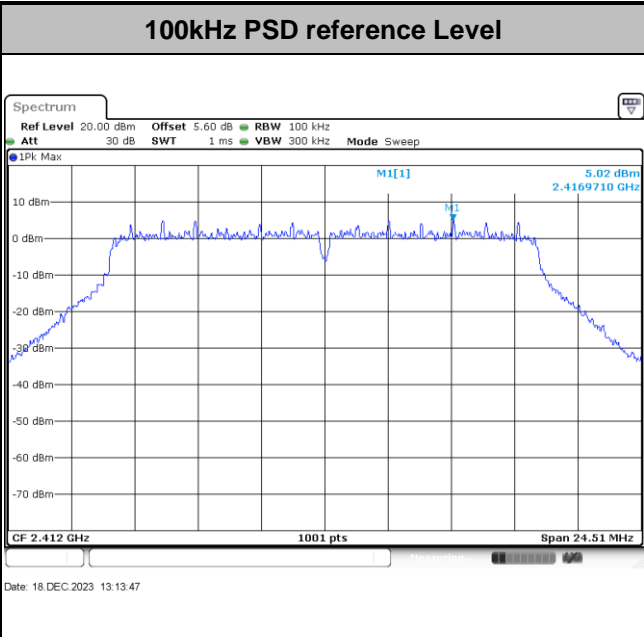


Date: 18 DEC 2023 13:10:57

Date: 18 DEC 2023 13:11:17

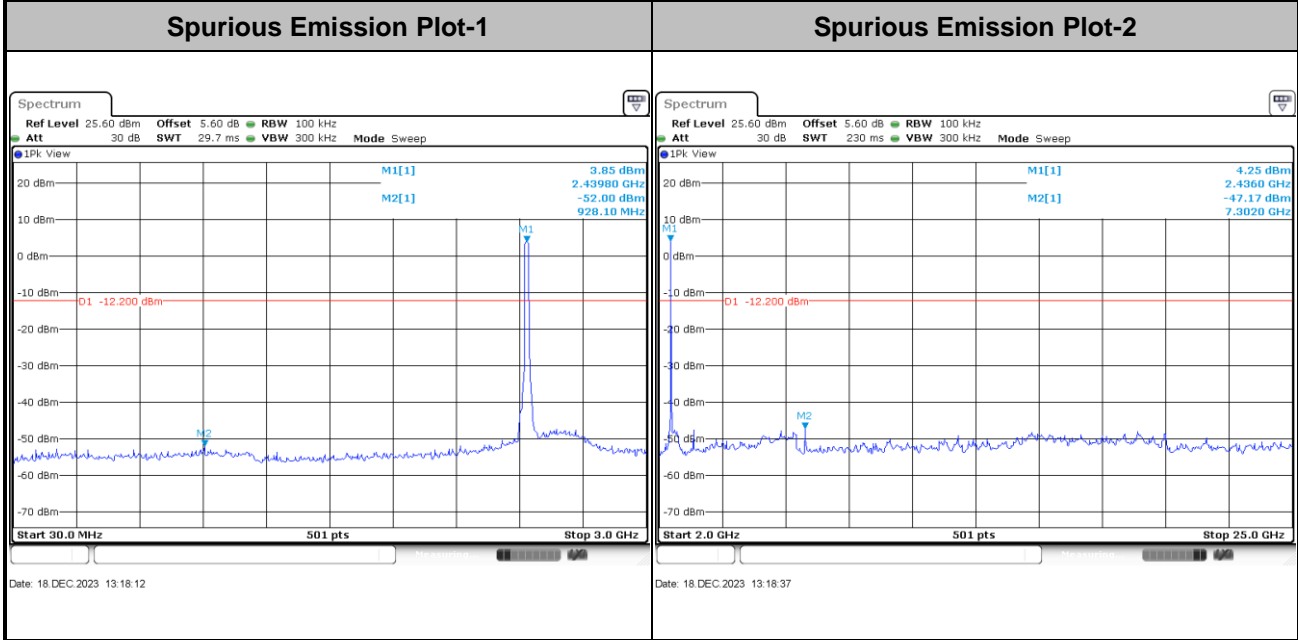
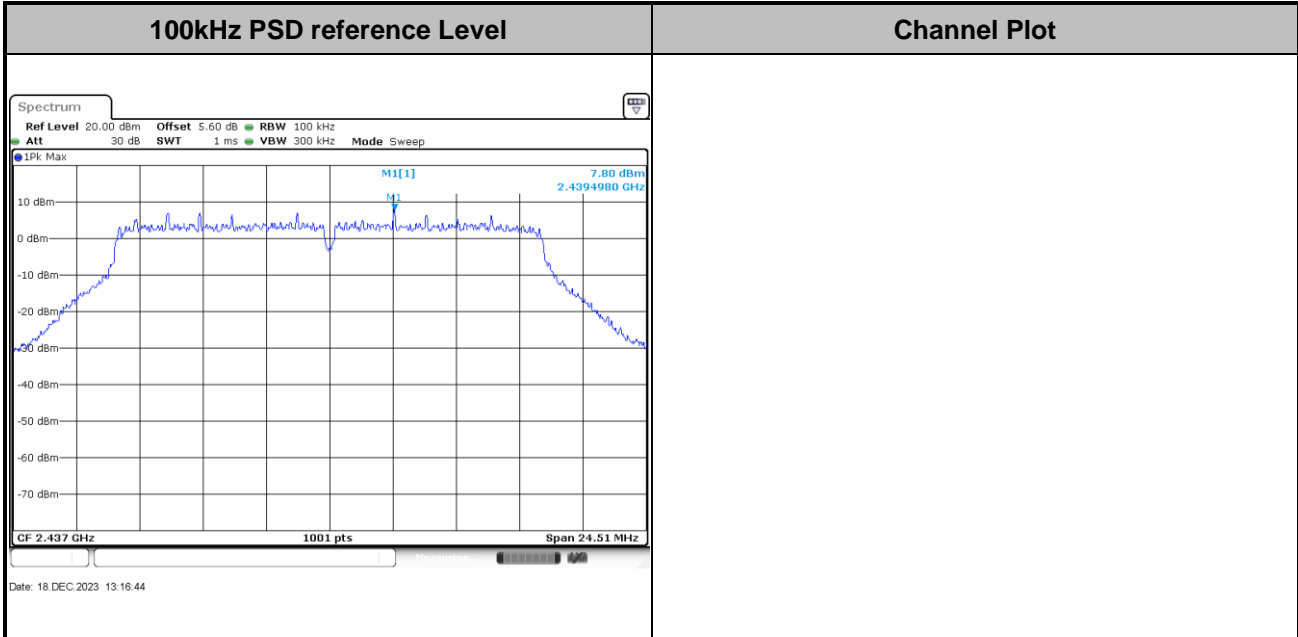


Test Mode : 802.11g Test Channel : 01



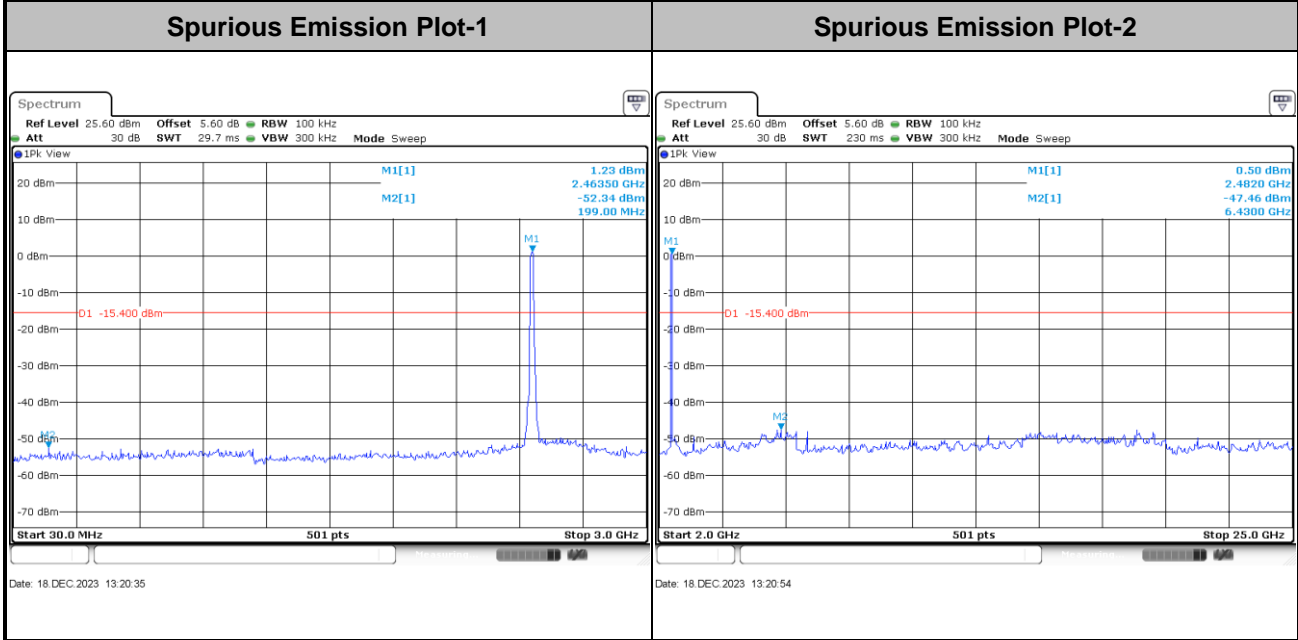
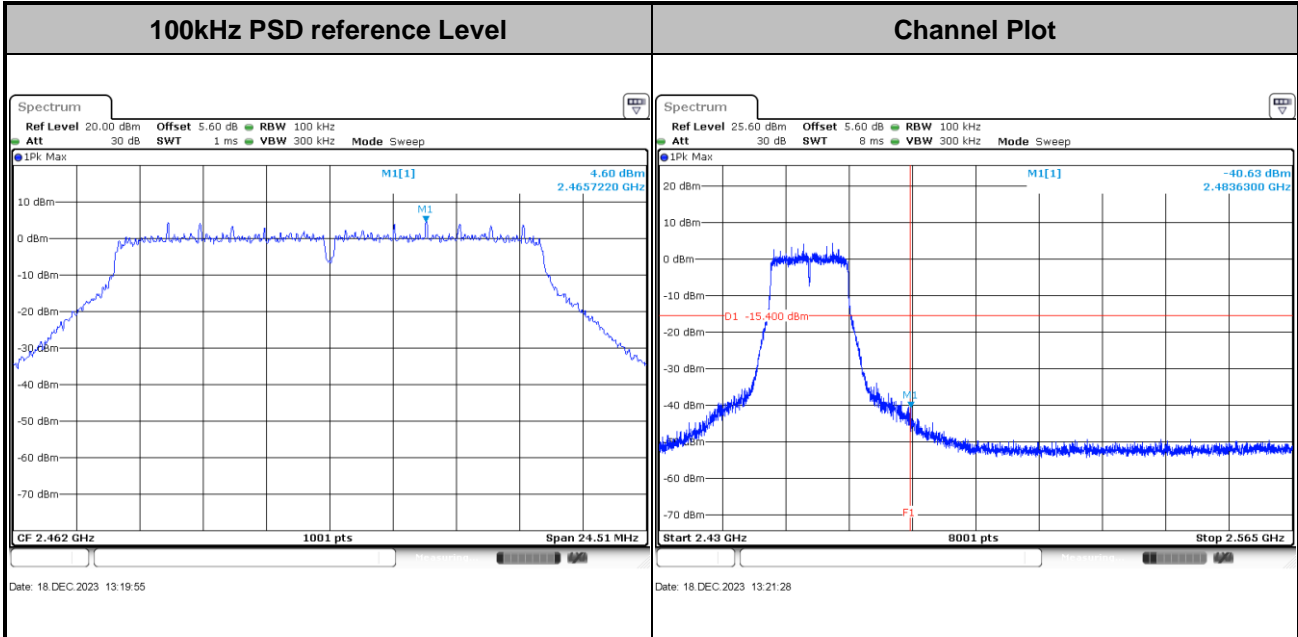


Test Mode :	802.11g	Test Channel :	06
-------------	---------	----------------	----



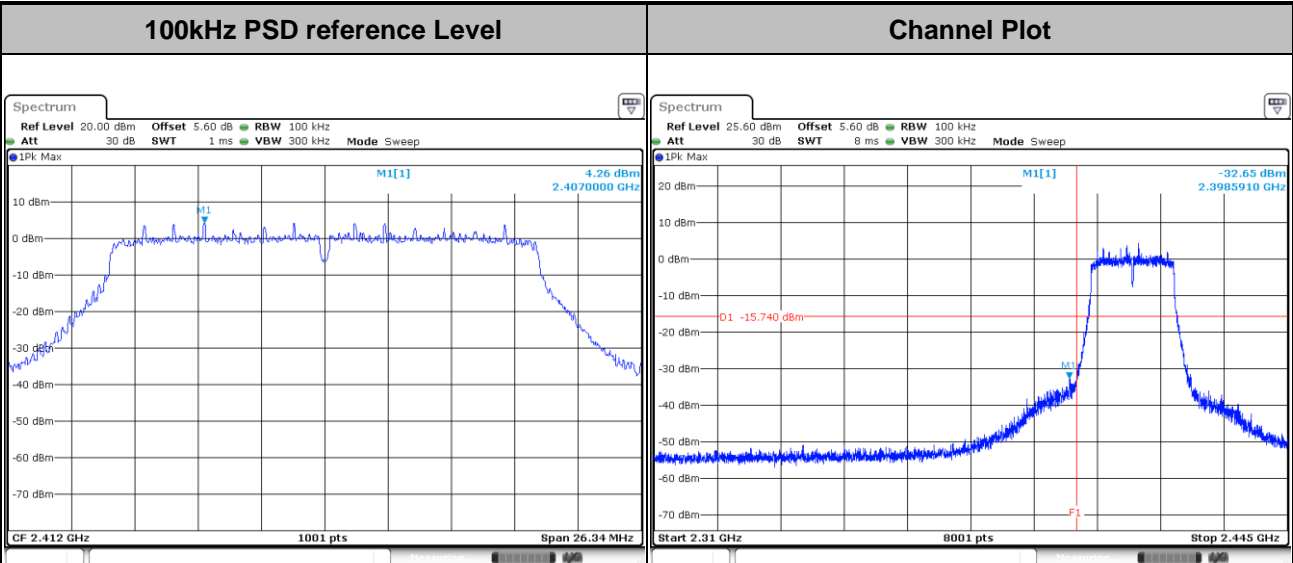


Test Mode :	802.11g	Test Channel :	11
-------------	---------	----------------	----



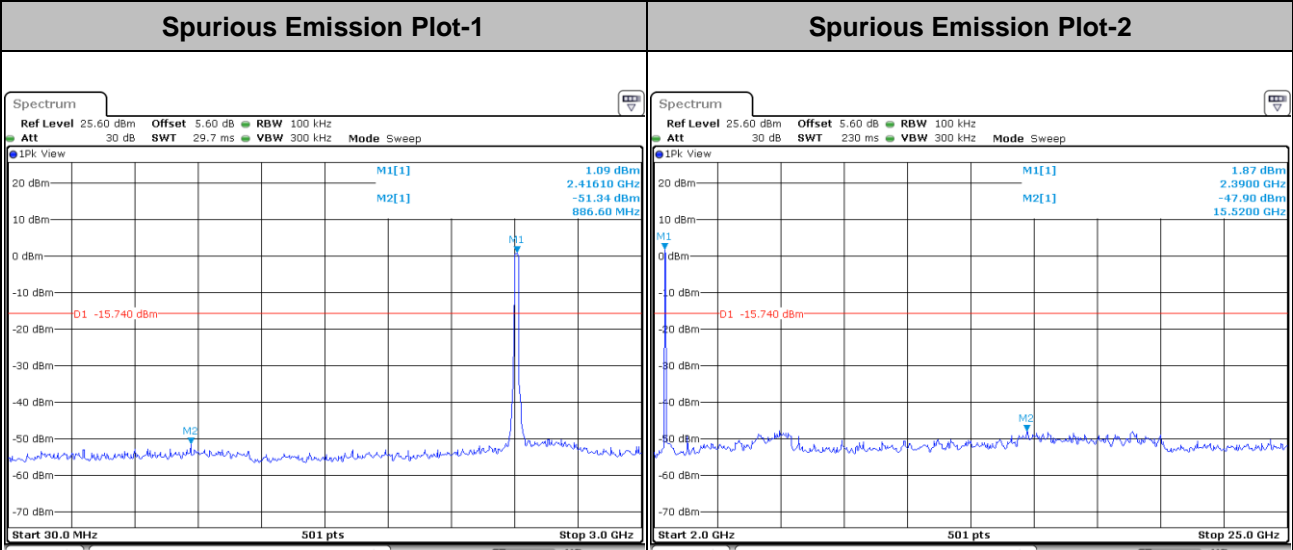


Test Mode : 802.11n HT20 Test Channel : 01



Date: 18 DEC 2023 13:23:28

Date: 18 DEC 2023 13:24:58

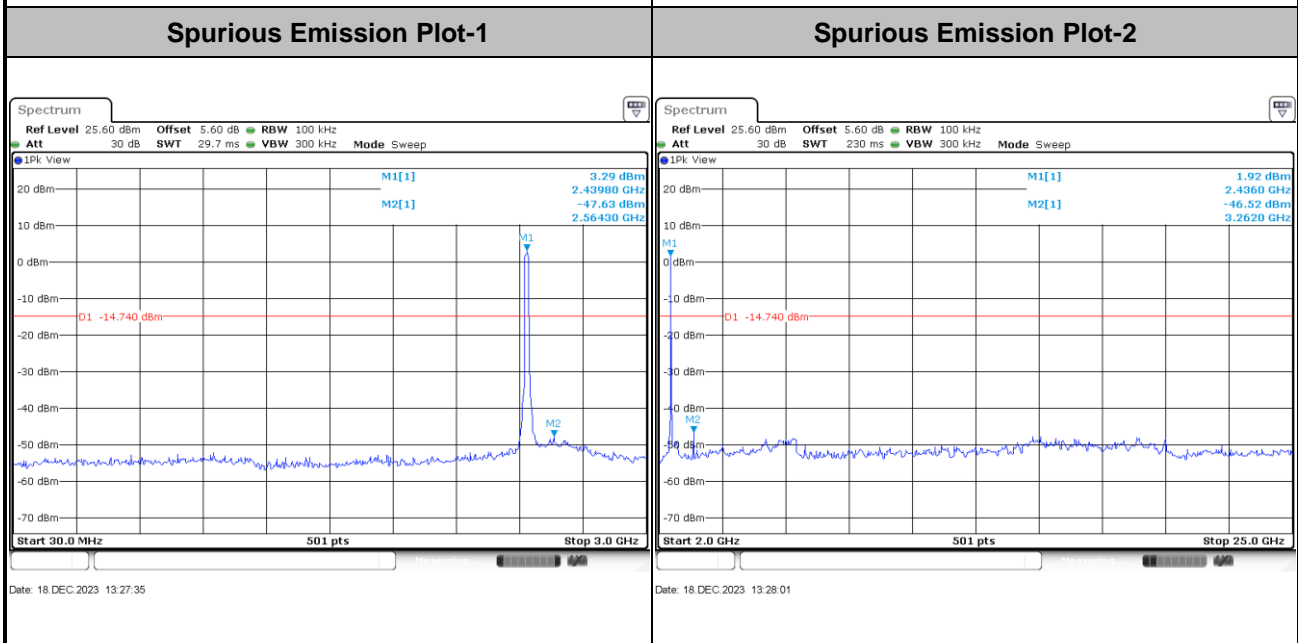
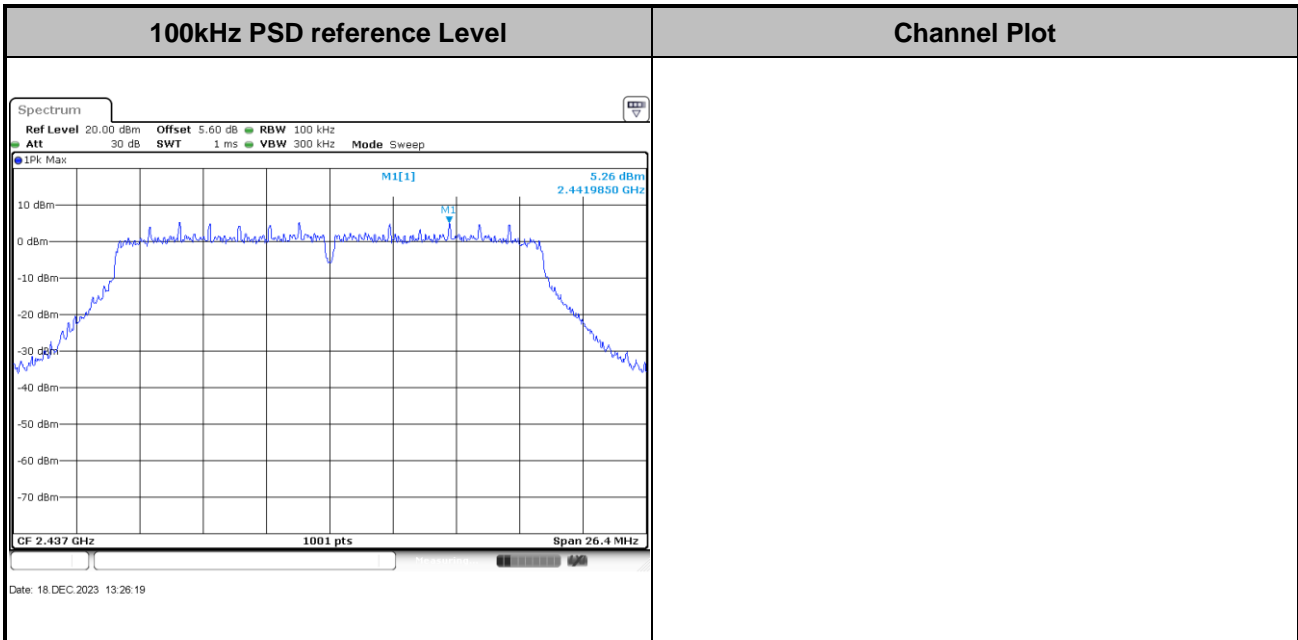


Date: 18 DEC 2023 13:24:08

Date: 18 DEC 2023 13:24:28

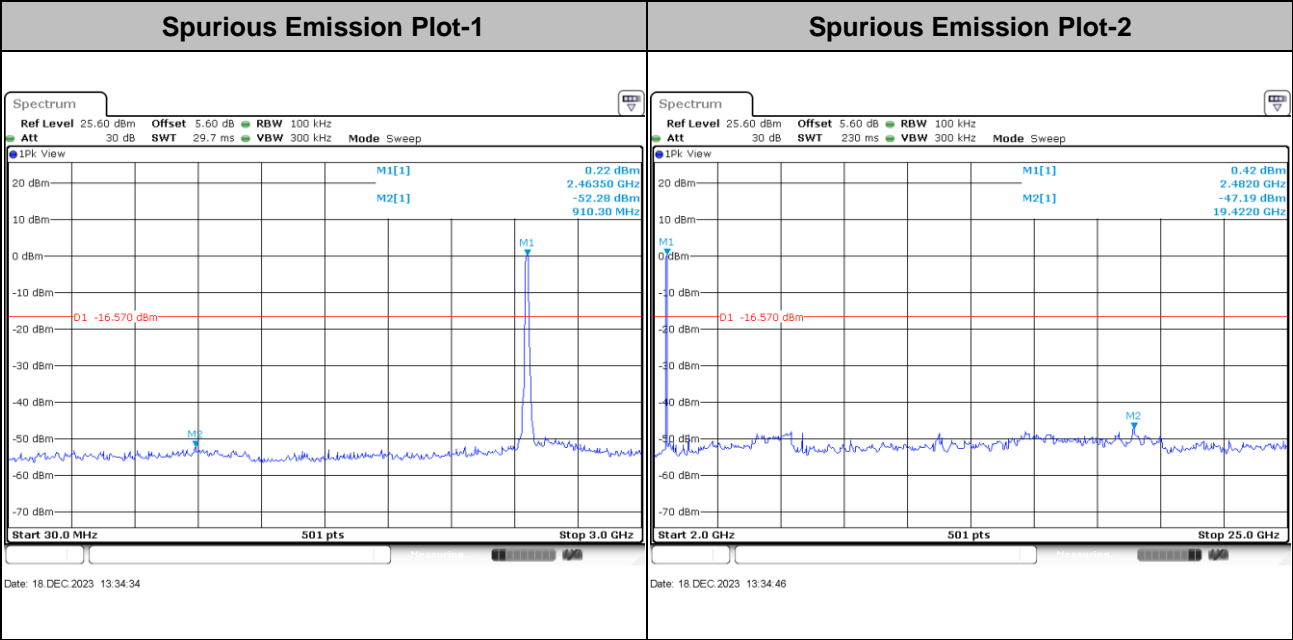
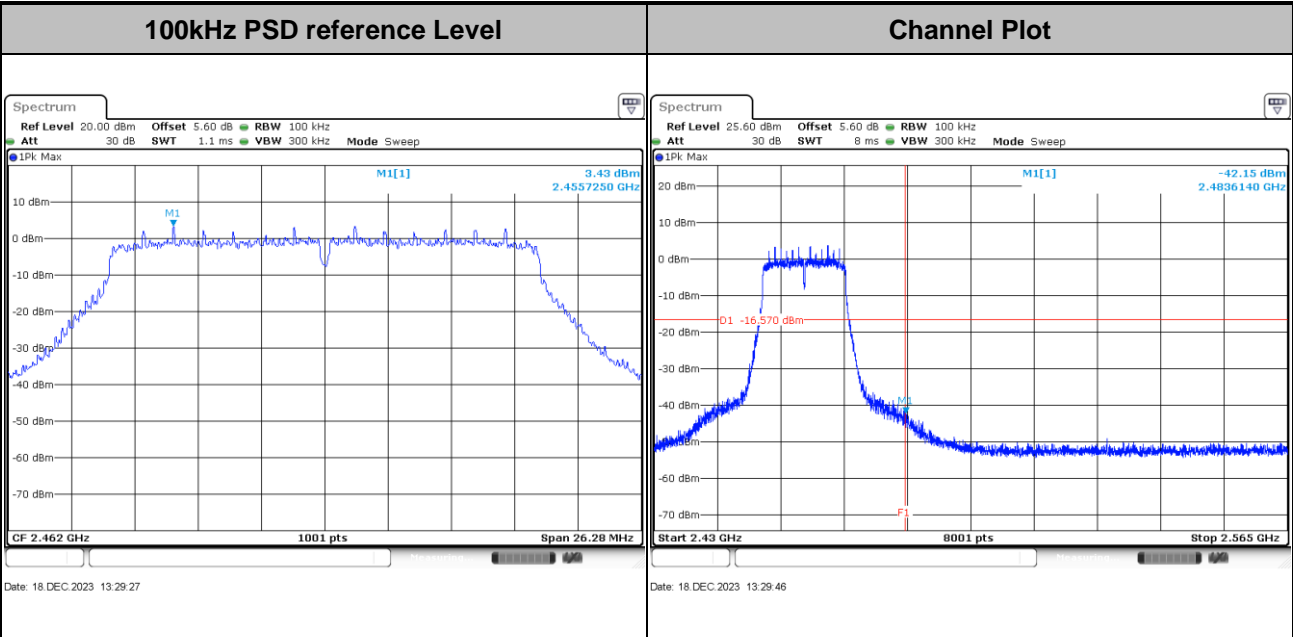


Test Mode :	802.11n HT20	Test Channel :	06
-------------	--------------	----------------	----





Test Mode :	802.11n HT20	Test Channel :	11
-------------	--------------	----------------	----







### 3.5 Radiated Band Edges and Spurious Emission Measurement

#### 3.5.1 Limit of Radiated band edge and Spurious Emission Measurement

In any 100 kHz bandwidth outside the intentional radiator frequency band, all harmonics/spurious must be at least 20 dB below the highest emission level within the authorized band. If the output power of this device was measured by spectrum analyzer, the attenuation under this paragraph shall be 30 dB instead of 20 dB. In addition, radiated emissions which fall in the restricted bands must also comply with the limits as below.

Frequency (MHz)	Field Strength (microvolts/meter)	Measurement Distance (meters)
0.009 – 0.490	2400/F(kHz)	300
0.490 – 1.705	24000/F(kHz)	30
1.705 – 30.0	30	30
30 – 88	100	3
88 – 216	150	3
216 - 960	200	3
Above 960	500	3

#### 3.5.2 Measuring Instruments

The measuring equipment is listed in the section 4 of this test report.

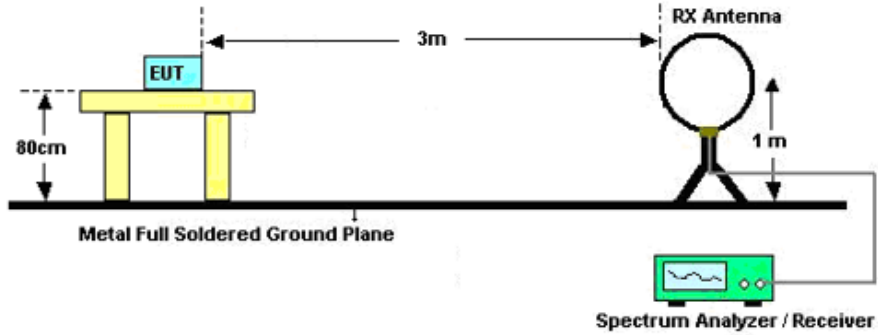


### 3.5.3 Test Procedures

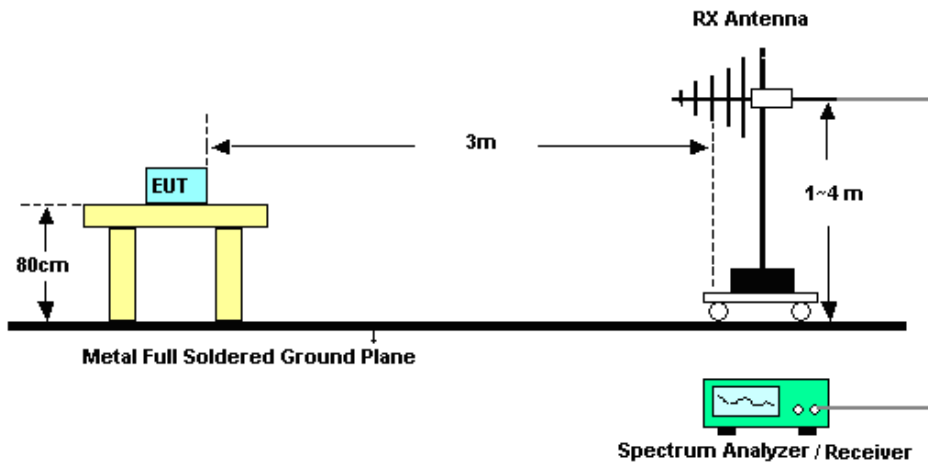
1. The testing follows ANSI C63.10-2013 clause 11.11 & 11.12
2. The EUT was arranged to its worst case and then tune the antenna tower (from 1 m to 4 m) and turntable (from 0 degree to 360 degrees) to find the maximum reading. A pre-amp and a high pass filter are used for the test in order to get better signal level.
3. The EUT was placed on a turntable with 0.8 meter for frequency below 1GHz and 1.5 meter for frequency above 1GHz respectively above ground.
4. The EUT was set 3 meters from the interference receiving antenna, which was mounted on the top of a variable height antenna tower.
5. Corrected Reading: Antenna Factor + Cable Loss + Read Level - Preamp Factor = Level
6. For testing below 1GHz, if the emission level of the EUT in peak mode was 3 dB lower than the limit specified, then peak values of EUT will be reported, otherwise, the emissions will be repeated one by one using the CISPR quasi-peak method and reported.
7. For testing above 1GHz, the emission level of the EUT in peak mode was 20dB lower than peak limit (that means the emission level in average mode also complies with the limit in average mode), then peak values of EUT will be reported, otherwise, the emissions will be measured in average mode again and reported.
8. Use the following spectrum analyzer settings:
  - (1) Span shall wide enough to fully capture the emission being measured;
  - (2) Set RBW=100 kHz for  $f < 1$  GHz; VBW  $\geq$  RBW; Sweep = auto; Detector function = peak; Trace = max hold;
  - (3) Set RBW = 1 MHz, VBW= 3MHz for  $f \geq 1$  GHz for peak measurement.  
For average measurement:
    - VBW = 10 Hz, when duty cycle is no less than 98 percent.
    - VBW  $\geq 1/T$ , when duty cycle is less than 98 percent where T is the minimum transmission duration over which the transmitter is on and is transmitting at its maximum power control level for the tested mode of operation.

### 3.5.4 Test Setup

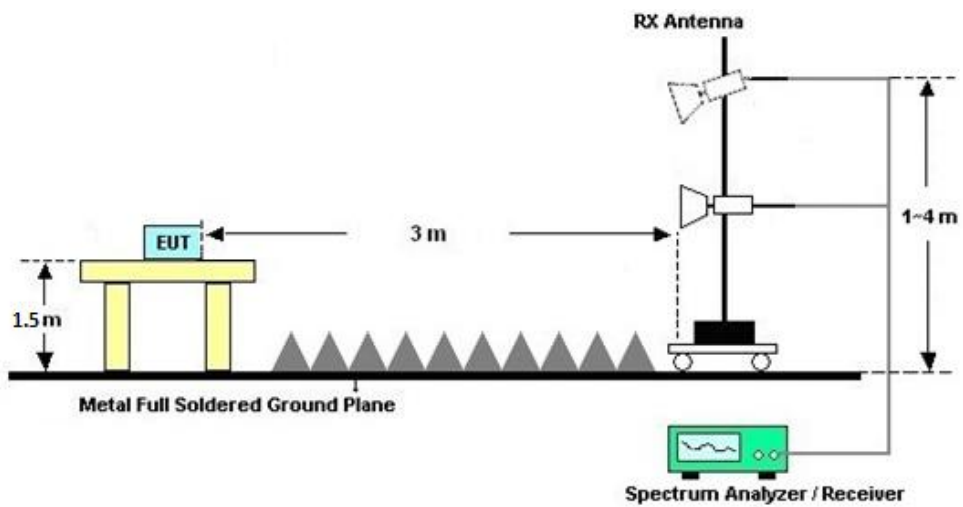
For radiated emissions below 30MHz



For radiated emissions from 30MHz to 1GHz



For radiated emissions above 1GHz





### **3.5.5 Test Results of Radiated Spurious Emissions (9kHz ~ 30MHz)**

The low frequency, which started from 9 kHz to 30MHz, was pre-scanned and the result which was 20dB lower than the limit line was not reported.

There is a comparison data of both open-field test site and semi-Anechoic chamber, and the result came out very similar.

### **3.5.6 Test Result of Radiated Spurious at Band Edges**

Please refer to Appendix C.

### **3.5.7 Duty Cycle**

Please refer to Appendix D.

### **3.5.8 Test Result of Radiated Spurious Emission (30MHz ~ 10th Harmonic or 40GHz, whichever is lower)**

Please refer to Appendix C.

## 3.6 AC Conducted Emission Measurement

### 3.6.1 Limit of AC Conducted Emission

For equipment that is designed to be connected to the public utility (AC) power line, the radio frequency voltage that is conducted back onto the AC power line on any frequency or frequencies within the band 150 kHz to 30 MHz shall not exceed the limits in the following table.

Frequency of Emission (MHz)	Conducted Limit (dB $\mu$ V)	
	Quasi-Peak	Average
0.15-0.5	66 to 56*	56 to 46*
0.5-5	56	46
5-30	60	50

\*Decreases with the logarithm of the frequency.

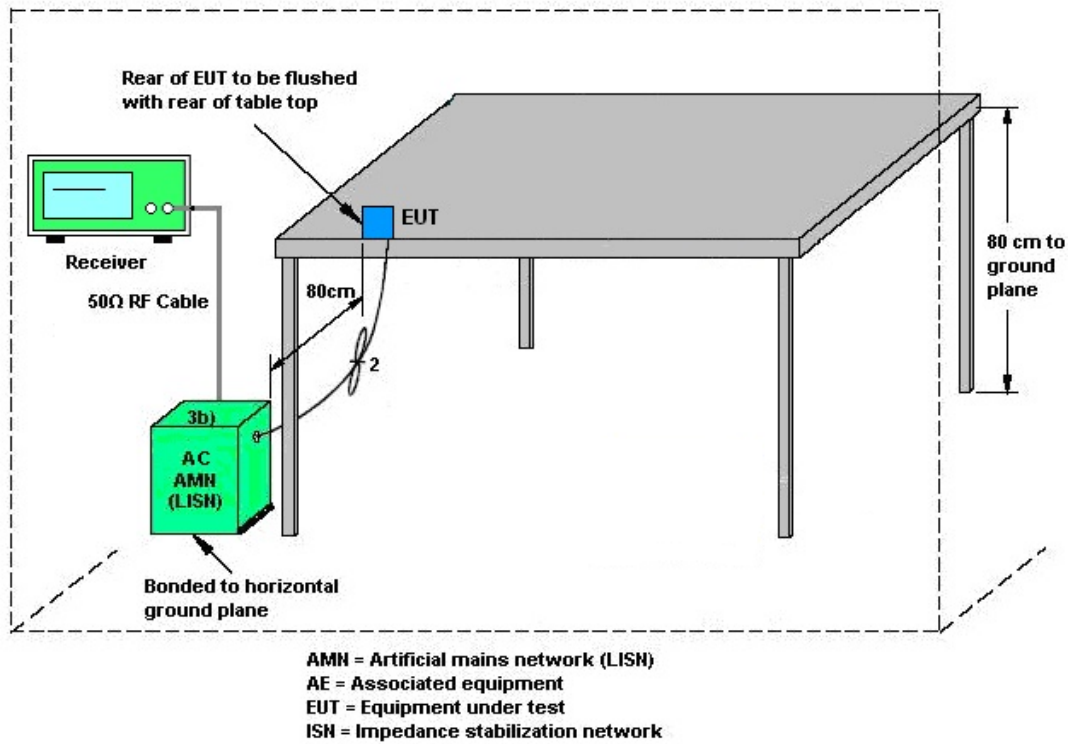
### 3.6.2 Measuring Instruments

The measuring equipment is listed in the section 4 of this test report.

### 3.6.3 Test Procedures

1. The EUT was placed 0.4 meter from the conducting wall of the shielding room, and it was kept at least 80 centimeters from any other grounded conducting surface.
2. Connect EUT to the power mains through a line impedance stabilization network (LISN).
3. All the support units are connecting to the other LISN.
4. The LISN provides 50 ohm coupling impedance for the measuring instrument.
5. The FCC states that a 50 ohm, 50 microhenry LISN should be used.
6. Both sides of AC line were checked for maximum conducted interference.
7. The frequency range from 150 kHz to 30 MHz was searched.
8. Set the test-receiver system to Peak Detect Function and specified bandwidth (IF bandwidth = 9kHz) with Maximum Hold Mode.

### 3.6.4 Test Setup



### 3.6.5 Test Result of AC Conducted Emission

Please refer to Appendix B.



## **3.7 Antenna Requirements**

### **3.7.1 Standard Applicable**

If directional gain of transmitting Antennas is greater than 6dBi, the power shall be reduced by the same level in dB comparing to gain minus 6dBi. The use of a permanently attached Antenna or of an Antenna that uses a unique coupling to the intentional radiator shall be considered sufficient to comply with the rule.

### **3.7.2 Antenna Anti-Replacement Construction**

An embedded-in antenna design is used.

### **3.7.3 Antenna Gain**

The antenna peak gain of EUT is less than 6 dBi. Therefore, it is not necessary to reduce maximum peak output power limit.



## 4 List of Measuring Equipment

Instrument	Manufacturer	Model No.	Serial No.	Characteristics	Calibration Date	Test Date	Due Date	Remark
Spectrum Analyzer	R&S	FSV40	101040	10Hz~40GHz	Oct. 11, 2023	Dec. 18, 2023~ Dec. 19, 2023	Oct. 10, 2024	Conducted (TH01-KS)
Pulse Power Sensor	Anritsu	MA2411B	0917070	300MHz~40GHz	Jan. 05, 2023	Dec. 18, 2023~ Dec. 19, 2023	Jan. 04, 2024	Conducted (TH01-KS)
Power Meter	Anritsu	ML2495A	1005002	50MHz Bandwidth	Jan. 05, 2023	Dec. 18, 2023~ Dec. 19, 2023	Jan. 04, 2024	Conducted (TH01-KS)
EMI Test Receiver	Keysight	N9038A	MY564000 04	3Hz~8.5GHz;Max 30dBm	Oct. 13, 2022	May 24, 2023	Oct. 12, 2023	Radiation (03CH06-KS)
EXA Spectrum Analyzer	Keysight	N9010B	MY602421 26	10Hz-44GHz	Oct. 13, 2022	May 24, 2023	Oct. 12, 2023	Radiation (03CH06-KS)
Loop Antenna	R&S	HFH2-Z2	100321	9kHz~30MHz	Oct. 16, 2022	May 24, 2023	Oct. 15, 2023	Radiation (03CH06-KS)
Bilog Antenna	TeseQ	CBL6111D	49921	30MHz-1GHz	May 24, 2022	May 24, 2023	May 23, 2023	Radiation (03CH06-KS)
Double Ridge Horn Antenna	ETS-Lindgren	3117	00218652	1GHz~18GHz	Apr. 06, 2023	May 24, 2023	Apr. 05, 2024	Radiation (03CH06-KS)
SHF-EHF Horn	Com-power	AH-840	101093	18GHz~40GHz	Jan. 08, 2023	May 24, 2023	Jan. 07, 2024	Radiation (03CH06-KS)
Amplifier	SONOMA	310N	380827	9KHz ~1GHZ	Jul. 11, 2022	May 24, 2023	Jul. 10, 2023	Radiation (03CH06-KS)
Amplifier	MITEQ	EM18G40GG A	060728	18~40GHz	Jan. 05, 2023	May 24, 2023	Jan. 04, 2024	Radiation (03CH06-KS)
high gain Amplifier	MITEQ	AMF-7D-0010 1800-30-10P	2082395	1Ghz-18Ghz	Jan. 05, 2023	May 24, 2023	Jan. 04, 2024	Radiation (03CH06-KS)
Amplifier	Keysight	83017A	MY532703 19	500MHz~26.5GHz	Oct. 12, 2022	May 24, 2023	Oct. 12, 2023	Radiation (03CH06-KS)
AC Power Source	Chroma	61601	F1040900 04	N/A	NCR	May 24, 2023	NCR	Radiation (03CH06-KS)
Turn Table	ChamPro	EM 1000-T	060762-T	0~360 degree	NCR	May 24, 2023	NCR	Radiation (03CH06-KS)
Antenna Mast	ChamPro	EM 1000-A	060762-A	1 m~4 m	NCR	May 24, 2023	NCR	Radiation (03CH06-KS)
EMI Receiver	R&S	ESCI7	100768	9kHz~7GHz;	May 24, 2022	Apr. 21, 2023	May 23, 2023	Conduction (CO01-KS)
AC LISN (for auxiliary equipment)	MessTec	AN3016	060103	9kHz~30MHz	Oct. 13, 2022	Apr. 21, 2023	Oct. 12, 2023	Conduction (CO01-KS)
AC LISN	MessTec	AN3016	060105	9kHz~30MHz	May. 24, 2022	Apr. 21, 2023	May. 23, 2023	Conduction (CO01-KS)
AC Power Source	Chroma	61602	ABP00000 0811	AC 0V~300V, 45Hz~1000Hz	Oct. 12, 2022	Apr. 21, 2023	Oct. 11, 2023	Conduction (CO01-KS)

NCR: No Calibration Required





## 5 Measurement Uncertainty

The measurement uncertainties shown below were calculated in accordance with the requirements of ANSI 63.10-2013. All the measurement uncertainty value were shown with a coverage K=2 to indicate 95% level of confidence. The measurement data show herein meets or exceeds the CISPR measurement uncertainty values specified in CISPR 16-4-2 and can be compared directly to specified limit to determine compliance.

### Uncertainty of Conducted Measurement

Conducted Spurious Emission & Bandedge	±2.26 dB
Occupied Channel Bandwidth	±0.1%
Conducted Power	±0.46 dB
Conducted Power Spectral Density	±0.88 dB
Frequency	±0.4 Hz

### Uncertainty of AC Conducted Emission Measurement (0.15 MHz ~ 30 MHz)

Measuring Uncertainty for a Level of Confidence of 95% (U = 2Uc(y))	2.94 dB
---	---------

### Uncertainty of Radiated Emission Measurement (9 KHz ~ 30 MHz)

Measuring Uncertainty for a Level of Confidence of 95% (U = 2Uc(y))	3.32 dB
---	---------

### Uncertainty of Radiated Emission Measurement (30 MHz ~ 1000 MHz)

Measuring Uncertainty for a Level of Confidence of 95% (U = 2Uc(y))	6.26 dB
---	---------

### Uncertainty of Radiated Emission Measurement (1 GHz ~ 18 GHz)

Measuring Uncertainty for a Level of Confidence of 95% (U = 2Uc(y))	5.02 dB
---	---------

### Uncertainty of Radiated Emission Measurement (18 GHz ~ 40 GHz)

Measuring Uncertainty for a Level of Confidence of 95% (U = 2Uc(y))	5.26 dB
---	---------

----- THE END -----



## **Appendix A. Conducted Test Results**

Test Engineer:	Jiang Jun	Temperature:	20~26	°C
Test Date:	2023.12.18~2023.12.19	Relative Humidity:	40~51	%

**TEST RESULTS DATA**  
**6dB and 99% Occupied Bandwidth**

2.4GHz Band								
Mod.	Data Rate	N <sub>TX</sub>	CH.	Freq. (MHz)	99% Occupied BW (MHz)	6dB BW (MHz)	6dB BW Limit (MHz)	Pass/Fail
					Ant 1	Ant 1		
11b	1Mbps	1	1	2412	13.09	8.72	0.50	Pass
11b	1Mbps	1	6	2437	13.09	8.90	0.50	Pass
11b	1Mbps	1	11	2462	13.09	9.06	0.50	Pass
11g	6Mbps	1	1	2412	16.98	16.34	0.50	Pass
11g	6Mbps	1	6	2437	16.98	16.34	0.50	Pass
11g	6Mbps	1	11	2462	16.98	16.34	0.50	Pass
HT20	MCS0	1	1	2412	17.98	17.56	0.50	Pass
HT20	MCS0	1	6	2437	17.98	17.60	0.50	Pass
HT20	MCS0	1	11	2462	17.98	17.52	0.50	Pass

**TEST RESULTS DATA**  
**Peak Output Power**

2.4GHz Band										
Mod.	Data Rate	NTX	CH.	Freq. (MHz)	Peak Conducted Power (dBm)	Conducted Power Limit (dBm)	DG (dBi)	EIRP Power (dBm)	EIRP Power Limit (dBm)	Pass /Fail
					Ant 1	Ant 1	Ant 1	Ant 1	Ant 1	
11b	1Mbps	1	1	2412	20.11	30.00	2.33	22.44	36.00	Pass
11b	1Mbps	1	6	2437	19.11	30.00	2.33	21.44	36.00	Pass
11b	1Mbps	1	11	2462	20.23	30.00	2.33	22.56	36.00	Pass
11g	6Mbps	1	1	2412	26.62	30.00	2.33	28.95	36.00	Pass
11g	6Mbps	1	6	2437	28.34	30.00	2.33	30.67	36.00	Pass
11g	6Mbps	1	11	2462	26.10	30.00	2.33	28.43	36.00	Pass
HT20	MCS0	1	1	2412	26.54	30.00	2.33	28.87	36.00	Pass
HT20	MCS0	1	6	2437	27.27	30.00	2.33	29.60	36.00	Pass
HT20	MCS0	1	11	2462	25.01	30.00	2.33	27.34	36.00	Pass

Note: Measured power (dBm) has offset with cable loss.

**TEST RESULTS DATA**  
**Average Output Power**

2.4GHz Band						
Mod.	Data Rate	NTX	CH.	Freq. (MHz)	Duty Factor (dB)	Average Conducted Power (dBm)
					Ant 1	Ant 1
11b	1Mbps	1	1	2412	0.00	17.14
11b	1Mbps	1	6	2437	0.00	16.63
11b	1Mbps	1	11	2462	0.00	17.25
11g	6Mbps	1	1	2412	0.00	16.49
11g	6Mbps	1	6	2437	0.00	18.56
11g	6Mbps	1	11	2462	0.00	15.63
HT20	MCS0	1	1	2412	0.00	15.72
HT20	MCS0	1	6	2437	0.00	16.89
HT20	MCS0	1	11	2462	0.00	14.55

Setting
Ant 1
8
10
8
11
0
16
6
0
12

Note: Measured power (dBm) has offset with cable loss.

**TEST RESULTS DATA**  
**Peak Power Spectral Density**

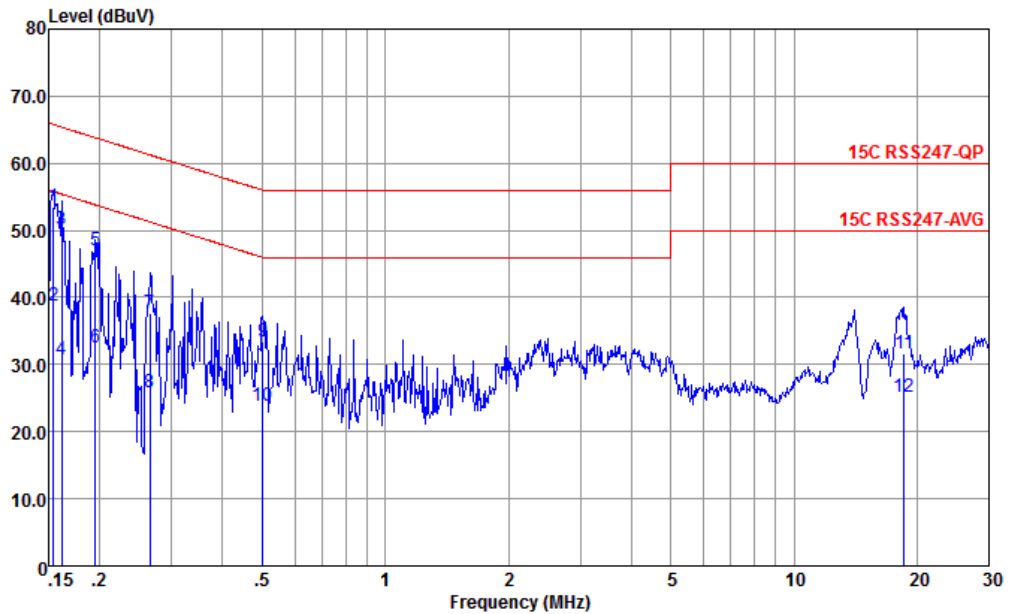
2.4GHz Band								
Mod.	Data Rate	NTX	CH.	Freq. (MHz)	Peak PSD (dBm/3kHz)	DG (dBi)	Peak PSD Limit (dBm/3kHz)	Pass/Fail
					Ant 1	Ant 1	Ant 1	
11b	1Mbps	1	1	2412	-5.07	2.33	8.00	Pass
11b	1Mbps	1	6	2437	-4.72	2.33	8.00	Pass
11b	1Mbps	1	11	2462	-4.45	2.33	8.00	Pass
11g	6Mbps	1	1	2412	-8.79	2.33	8.00	Pass
11g	6Mbps	1	6	2437	-6.58	2.33	8.00	Pass
11g	6Mbps	1	11	2462	-9.43	2.33	8.00	Pass
HT20	MCS0	1	1	2412	-8.92	2.33	8.00	Pass
HT20	MCS0	1	6	2437	-7.97	2.33	8.00	Pass
HT20	MCS0	1	11	2462	-9.85	2.33	8.00	Pass

Measured power density (dBm) has offset with cable loss.



## Appendix B. AC Conducted Emission Test Results

Test Engineer :	Amos Zhang	Temperature :	25.3~26.2°C
		Relative Humidity :	38~40%
Test Voltage :	120Vac / 60Hz	Phase :	Line
Remark :	All emissions not reported here are more than 10 dB below the prescribed limit.		



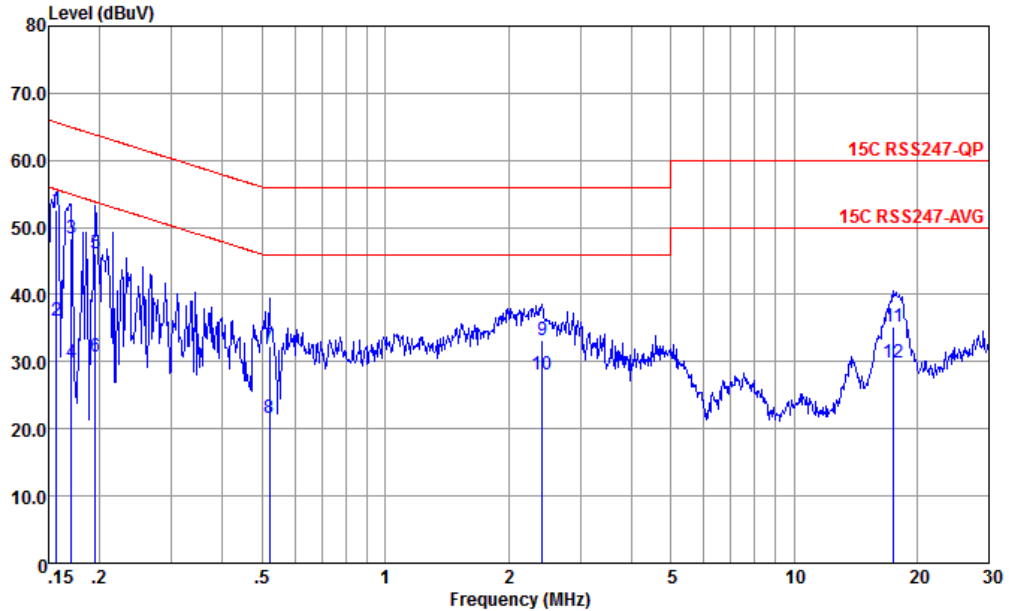
Site : CO01-KS  
 Condition : 15C RSS247-QP LISN-060105-LINE LINE

	Freq	Level	Over	Limit	Read	LISN	Cable	Remark
	MHz	dBuV	Limit	Line	Level	Factor	Loss	
			dB	dBuV	dBuV	dB	dB	
1 *	0.154	53.39	-12.39	65.78	42.89	0.07	10.43	QP
2	0.154	38.69	-17.09	55.78	28.19	0.07	10.43	Average
3	0.162	50.08	-15.30	65.38	39.59	0.06	10.43	QP
4	0.162	30.78	-24.60	55.38	20.29	0.06	10.43	Average
5	0.195	47.05	-16.75	63.80	36.61	0.02	10.42	QP
6	0.195	32.65	-21.15	53.80	22.21	0.02	10.42	Average
7	0.266	37.62	-23.63	61.25	27.20	0.05	10.37	QP
8	0.266	25.92	-25.33	51.25	15.50	0.05	10.37	Average
9	0.502	33.38	-22.62	56.00	23.20	-0.03	10.21	QP
10	0.502	23.78	-22.22	46.00	13.60	-0.03	10.21	Average
11	18.622	31.61	-28.39	60.00	20.60	-0.29	11.30	QP
12	18.622	25.21	-24.79	50.00	14.20	-0.29	11.30	Average





Test Engineer :	Amos Zhang	Temperature :	25.3~26.2°C
		Relative Humidity :	38~40%
Test Voltage :	120Vac / 60Hz	Phase :	Neutral
Remark :	All emissions not reported here are more than 10 dB below the prescribed limit.		



Site : CO01-KS  
 Condition : 15C RSS247-QP LISN-060105-NEUTRAL NEUTRAL

	Freq	Level	Over	Limit	Read	LISN	Cable	Remark
	MHz	dBuV	Limit	Line	Level	Factor	Loss	
			dB	dBuV	dBuV	dB	dB	
1 *	0.156	52.66	-12.99	65.65	42.20	0.03	10.43	QP
2	0.156	36.06	-19.59	55.65	25.60	0.03	10.43	Average
3	0.170	48.26	-16.68	64.94	37.79	0.04	10.43	QP
4	0.170	29.76	-25.18	54.94	19.29	0.04	10.43	Average
5	0.195	46.07	-17.73	63.80	35.60	0.05	10.42	QP
6	0.195	30.67	-23.13	53.80	20.20	0.05	10.42	Average
7	0.521	32.32	-23.68	56.00	22.20	-0.08	10.20	QP
8	0.521	21.72	-24.28	46.00	11.60	-0.08	10.20	Average
9	2.422	33.13	-22.87	56.00	23.19	-0.12	10.06	QP
10	2.422	28.13	-17.87	46.00	18.19	-0.12	10.06	Average
11	17.568	35.24	-24.76	60.00	24.20	-0.24	11.28	QP
12	17.568	29.94	-20.06	50.00	18.90	-0.24	11.28	Average

Note:

- Level(dBμV) = Read Level(dBμV) + LISN Factor(dB) + Cable Loss(dB)
- Over Limit(dB) = Level(dBμV) – Limit Line(dBμV)



## Appendix C Radiated Spurious Emission Test Data

Test Engineer :	Jiankang Jiang	Relative Humidity :	41 ~ 42 %
		Temperature :	22~ 23 °C

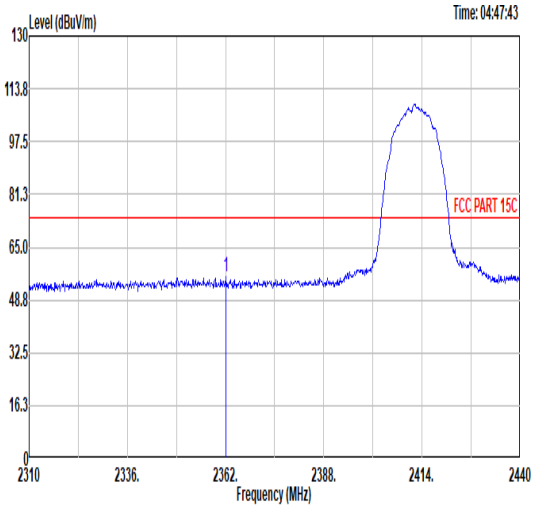
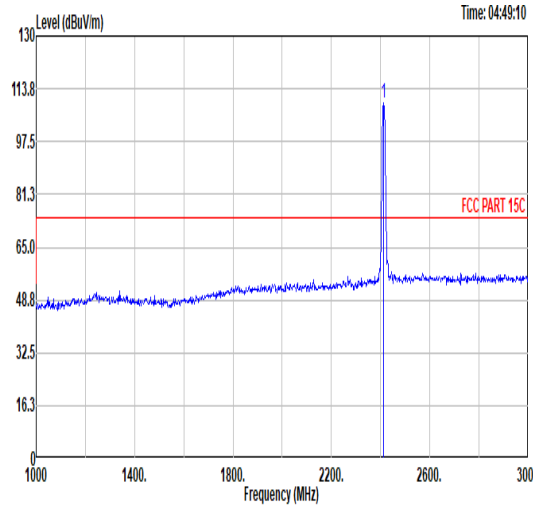
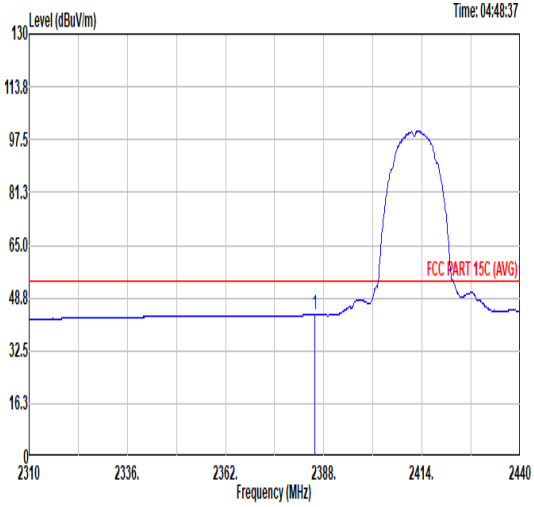
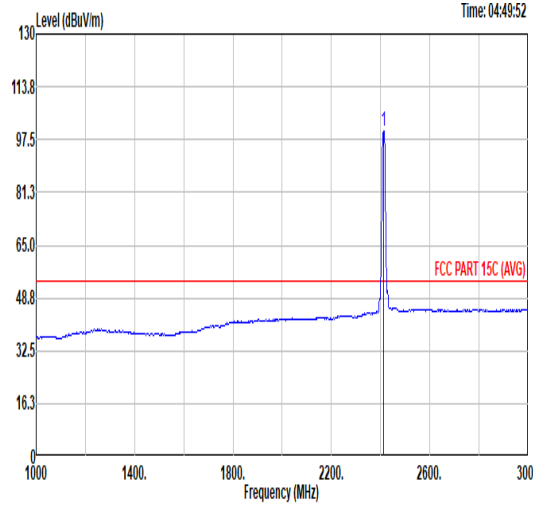
### Radiated Spurious Emission Test Modes

Mode	Band (MHz)	Modulation	Channel	Frequency	Data Rate	Power setting	Remark
Mode 1	2400-2483.5	802.11b	01	2412	1Mbps	8	-
Mode 2	2400-2483.5	802.11b	06	2437	1Mbps	10	-
Mode 3	2400-2483.5	802.11b	11	2462	1Mbps	8	-
Mode 4	2400-2483.5	802.11g	01	2412	6Mbps	11	-
Mode 5	2400-2483.5	802.11g	06	2437	6Mbps	0	-
Mode 6	2400-2483.5	802.11g	11	2462	6Mbps	16	-
Mode 7	2400-2483.5	802.11n HT20	01	2412	MCS0	6	-
Mode 8	2400-2483.5	802.11n HT20	06	2437	MCS0	0	-
Mode 9	2400-2483.5	802.11n HT20	11	2462	MCS0	12	-
Mode 4	2400-2483.5	802.11g	01	2412	6Mbps	16	LF

### Summary of each worse mode

Mode	Modulation	Ch.	Freq. (MHz)	Level (dBuV/m)	Limit (dBuV/m)	Margin (dB)	Pol.	Peak Avg.	Result	Remark
1	802.11b	01	2386.18	48.15	54.00	-5.85	V	AVERAGE	Pass	Band Edge
1	802.11b	01	4824.00	50.57	54.00	-3.43	V	AVERAGE	Pass	Harmonic
2	802.11b	06	-	-	-	-	-	-	-	Band Edge
2	802.11b	06	4874.00	50.92	54.00	-3.08	H	AVERAGE	Pass	Harmonic
3	802.11b	11	2487.80	50.10	54.00	-3.90	V	AVERAGE	Pass	Band Edge
3	802.11b	11	4924.00	50.70	54.00	-3.30	V	AVERAGE	Pass	Harmonic
4	802.11g	01	2389.95	52.35	54.00	-1.65	V	AVERAGE	Pass	Band Edge
4	802.11g	01	4824.00	43.17	54.00	-10.83	H	AVERAGE	Pass	Harmonic
5	802.11g	06	-	-	-	-	-	-	-	Band Edge
5	802.11g	06	4874.00	47.36	54.00	-6.64	H	AVERAGE	Pass	Harmonic
6	802.11g	11	2483.51	52.19	54.00	-1.81	V	AVERAGE	Pass	Band Edge
6	802.11g	11	4924.00	39.38	54.00	-14.62	V	AVERAGE	Pass	Harmonic
7	802.11n HT20	01	2389.95	52.02	54.00	-1.98	V	AVERAGE	Pass	Band Edge
7	802.11n HT20	01	4824.00	44.26	74.00	-29.74	H	PEAK	Pass	Harmonic
8	802.11n HT20	06	-	-	-	-	-	-	-	Band Edge
8	802.11n HT20	06	4874.00	39.67	54.00	-14.33	V	AVERAGE	Pass	Harmonic
9	802.11n HT20	11	2483.51	52.07	54.00	-1.93	V	AVERAGE	Pass	Band Edge
9	802.11n HT20	11	4924.00	41.00	54.00	-13.00	H	AVERAGE	Pass	Harmonic
4	802.11g	01	46.49	32.63	40.00	-7.37	V	PEAK	Pass	LF



Mode		1																																																																																		
		Band Edge																																																																																		
		2400-2483.5_802.11b_CH01_2412MHz																																																																																		
Pol.	Horizontal	Fundamental																																																																																		
Peak	 <p>Time: 04:47:43</p> <table border="1"> <thead> <tr> <th>Limit</th> <th>Read</th> <th>Ant</th> <th>Cable</th> <th>Preamp</th> <th>Aux</th> <th>APos</th> <th>TPos</th> <th>Remark</th> </tr> <tr> <th>Freq</th> <th>Level</th> <th>Line Margin</th> <th>Level Factor</th> <th>Loss Factor</th> <th>Factor</th> <th></th> <th></th> <th></th> </tr> <tr> <th>MHz</th> <th>dBuV/m</th> <th>dBuV/m</th> <th>dB</th> <th>dBuV</th> <th>dB/m</th> <th>dB</th> <th>dB</th> <th>cm</th> <th>deg</th> </tr> </thead> <tbody> <tr> <td>1</td> <td>2362.13</td> <td>56.17</td> <td>74.00</td> <td>-17.83</td> <td>44.07</td> <td>32.45</td> <td>6.56</td> <td>32.91</td> <td>6.00</td> <td>271</td> <td>360</td> <td>PEAK</td> </tr> </tbody> </table>	Limit	Read	Ant	Cable	Preamp	Aux	APos	TPos	Remark	Freq	Level	Line Margin	Level Factor	Loss Factor	Factor				MHz	dBuV/m	dBuV/m	dB	dBuV	dB/m	dB	dB	cm	deg	1	2362.13	56.17	74.00	-17.83	44.07	32.45	6.56	32.91	6.00	271	360	PEAK	 <p>Time: 04:49:10</p> <table border="1"> <thead> <tr> <th>Limit</th> <th>Read</th> <th>Ant</th> <th>Cable</th> <th>Preamp</th> <th>Aux</th> <th>APos</th> <th>TPos</th> <th>Remark</th> </tr> <tr> <th>Freq</th> <th>Level</th> <th>Line Margin</th> <th>Level Factor</th> <th>Loss Factor</th> <th>Factor</th> <th></th> <th></th> <th></th> </tr> <tr> <th>MHz</th> <th>dBuV/m</th> <th>dBuV/m</th> <th>dB</th> <th>dBuV</th> <th>dB/m</th> <th>dB</th> <th>dB</th> <th>cm</th> <th>deg</th> </tr> </thead> <tbody> <tr> <td>1</td> <td>2412.00</td> <td>109.34</td> <td>-----</td> <td>-----</td> <td>97.38</td> <td>32.14</td> <td>6.63</td> <td>32.81</td> <td>6.00</td> <td>271</td> <td>360</td> <td>PEAK</td> </tr> </tbody> </table>	Limit	Read	Ant	Cable	Preamp	Aux	APos	TPos	Remark	Freq	Level	Line Margin	Level Factor	Loss Factor	Factor				MHz	dBuV/m	dBuV/m	dB	dBuV	dB/m	dB	dB	cm	deg	1	2412.00	109.34	-----	-----	97.38	32.14	6.63	32.81	6.00	271	360	PEAK
	Limit	Read	Ant	Cable	Preamp	Aux	APos	TPos	Remark																																																																											
Freq	Level	Line Margin	Level Factor	Loss Factor	Factor																																																																															
MHz	dBuV/m	dBuV/m	dB	dBuV	dB/m	dB	dB	cm	deg																																																																											
1	2362.13	56.17	74.00	-17.83	44.07	32.45	6.56	32.91	6.00	271	360	PEAK																																																																								
Limit	Read	Ant	Cable	Preamp	Aux	APos	TPos	Remark																																																																												
Freq	Level	Line Margin	Level Factor	Loss Factor	Factor																																																																															
MHz	dBuV/m	dBuV/m	dB	dBuV	dB/m	dB	dB	cm	deg																																																																											
1	2412.00	109.34	-----	-----	97.38	32.14	6.63	32.81	6.00	271	360	PEAK																																																																								
Avg	 <p>Time: 04:48:37</p> <table border="1"> <thead> <tr> <th>Limit</th> <th>Read</th> <th>Ant</th> <th>Cable</th> <th>Preamp</th> <th>Aux</th> <th>APos</th> <th>TPos</th> <th>Remark</th> </tr> <tr> <th>Freq</th> <th>Level</th> <th>Line Margin</th> <th>Level Factor</th> <th>Loss Factor</th> <th>Factor</th> <th></th> <th></th> <th></th> </tr> <tr> <th>MHz</th> <th>dBuV/m</th> <th>dBuV/m</th> <th>dB</th> <th>dBuV</th> <th>dB/m</th> <th>dB</th> <th>dB</th> <th>cm</th> <th>deg</th> </tr> </thead> <tbody> <tr> <td>1</td> <td>2385.66</td> <td>43.79</td> <td>54.00</td> <td>-10.21</td> <td>31.89</td> <td>32.17</td> <td>6.60</td> <td>32.87</td> <td>6.00</td> <td>271</td> <td>360</td> <td>AVERAGE</td> </tr> </tbody> </table>	Limit	Read	Ant	Cable	Preamp	Aux	APos	TPos	Remark	Freq	Level	Line Margin	Level Factor	Loss Factor	Factor				MHz	dBuV/m	dBuV/m	dB	dBuV	dB/m	dB	dB	cm	deg	1	2385.66	43.79	54.00	-10.21	31.89	32.17	6.60	32.87	6.00	271	360	AVERAGE	 <p>Time: 04:49:52</p> <table border="1"> <thead> <tr> <th>Limit</th> <th>Read</th> <th>Ant</th> <th>Cable</th> <th>Preamp</th> <th>Aux</th> <th>APos</th> <th>TPos</th> <th>Remark</th> </tr> <tr> <th>Freq</th> <th>Level</th> <th>Line Margin</th> <th>Level Factor</th> <th>Loss Factor</th> <th>Factor</th> <th></th> <th></th> <th></th> </tr> <tr> <th>MHz</th> <th>dBuV/m</th> <th>dBuV/m</th> <th>dB</th> <th>dBuV</th> <th>dB/m</th> <th>dB</th> <th>dB</th> <th>cm</th> <th>deg</th> </tr> </thead> <tbody> <tr> <td>1</td> <td>2412.00</td> <td>100.22</td> <td>-----</td> <td>-----</td> <td>88.26</td> <td>32.14</td> <td>6.63</td> <td>32.81</td> <td>6.00</td> <td>271</td> <td>360</td> <td>AVERAGE</td> </tr> </tbody> </table>	Limit	Read	Ant	Cable	Preamp	Aux	APos	TPos	Remark	Freq	Level	Line Margin	Level Factor	Loss Factor	Factor				MHz	dBuV/m	dBuV/m	dB	dBuV	dB/m	dB	dB	cm	deg	1	2412.00	100.22	-----	-----	88.26	32.14	6.63	32.81	6.00	271	360	AVERAGE
	Limit	Read	Ant	Cable	Preamp	Aux	APos	TPos	Remark																																																																											
Freq	Level	Line Margin	Level Factor	Loss Factor	Factor																																																																															
MHz	dBuV/m	dBuV/m	dB	dBuV	dB/m	dB	dB	cm	deg																																																																											
1	2385.66	43.79	54.00	-10.21	31.89	32.17	6.60	32.87	6.00	271	360	AVERAGE																																																																								
Limit	Read	Ant	Cable	Preamp	Aux	APos	TPos	Remark																																																																												
Freq	Level	Line Margin	Level Factor	Loss Factor	Factor																																																																															
MHz	dBuV/m	dBuV/m	dB	dBuV	dB/m	dB	dB	cm	deg																																																																											
1	2412.00	100.22	-----	-----	88.26	32.14	6.63	32.81	6.00	271	360	AVERAGE																																																																								



Mode		1																																																																																
		Band Edge																																																																																
		2400-2483.5_802.11b_CH01_2412MHz																																																																																
Pol.	Vertical	Fundamental																																																																																
Peak	<table border="1"> <thead> <tr> <th>Limit</th> <th>Read</th> <th>Ant</th> <th>Cable</th> <th>Preamp</th> <th>Aux</th> <th>APos</th> <th>TPos</th> <th>Remark</th> </tr> <tr> <th>Freq</th> <th>Level</th> <th>Line Margin</th> <th>Level Factor</th> <th>Loss Factor</th> <th>Factor</th> <th></th> <th></th> <th></th> </tr> <tr> <th>MHz</th> <th>dBuV/m</th> <th>dBuV/m</th> <th>dB</th> <th>dBuV</th> <th>dB/m</th> <th>dB</th> <th>dB</th> <th>cm</th> <th>deg</th> </tr> </thead> <tbody> <tr> <td>1</td> <td>2386.96</td> <td>59.50</td> <td>74.00</td> <td>-14.50</td> <td>47.61</td> <td>32.16</td> <td>6.60</td> <td>32.87</td> <td>6.00</td> <td>179</td> <td>0 PEAK</td> </tr> </tbody> </table>	Limit	Read	Ant	Cable	Preamp	Aux	APos	TPos	Remark	Freq	Level	Line Margin	Level Factor	Loss Factor	Factor				MHz	dBuV/m	dBuV/m	dB	dBuV	dB/m	dB	dB	cm	deg	1	2386.96	59.50	74.00	-14.50	47.61	32.16	6.60	32.87	6.00	179	0 PEAK	<table border="1"> <thead> <tr> <th>Limit</th> <th>Read</th> <th>Ant</th> <th>Cable</th> <th>Preamp</th> <th>Aux</th> <th>APos</th> <th>TPos</th> <th>Remark</th> </tr> <tr> <th>Freq</th> <th>Level</th> <th>Line Margin</th> <th>Level Factor</th> <th>Loss Factor</th> <th>Factor</th> <th></th> <th></th> <th></th> </tr> <tr> <th>MHz</th> <th>dBuV/m</th> <th>dBuV/m</th> <th>dB</th> <th>dBuV</th> <th>dB/m</th> <th>dB</th> <th>dB</th> <th>cm</th> <th>deg</th> </tr> </thead> <tbody> <tr> <td>1</td> <td>2412.00</td> <td>113.81</td> <td>-----</td> <td>-----</td> <td>101.85</td> <td>32.14</td> <td>6.63</td> <td>32.81</td> <td>6.00</td> <td>179</td> <td>0 PEAK</td> </tr> </tbody> </table>	Limit	Read	Ant	Cable	Preamp	Aux	APos	TPos	Remark	Freq	Level	Line Margin	Level Factor	Loss Factor	Factor				MHz	dBuV/m	dBuV/m	dB	dBuV	dB/m	dB	dB	cm	deg	1	2412.00	113.81	-----	-----	101.85	32.14	6.63	32.81	6.00	179	0 PEAK
	Limit	Read	Ant	Cable	Preamp	Aux	APos	TPos	Remark																																																																									
Freq	Level	Line Margin	Level Factor	Loss Factor	Factor																																																																													
MHz	dBuV/m	dBuV/m	dB	dBuV	dB/m	dB	dB	cm	deg																																																																									
1	2386.96	59.50	74.00	-14.50	47.61	32.16	6.60	32.87	6.00	179	0 PEAK																																																																							
Limit	Read	Ant	Cable	Preamp	Aux	APos	TPos	Remark																																																																										
Freq	Level	Line Margin	Level Factor	Loss Factor	Factor																																																																													
MHz	dBuV/m	dBuV/m	dB	dBuV	dB/m	dB	dB	cm	deg																																																																									
1	2412.00	113.81	-----	-----	101.85	32.14	6.63	32.81	6.00	179	0 PEAK																																																																							
Avg	<table border="1"> <thead> <tr> <th>Limit</th> <th>Read</th> <th>Ant</th> <th>Cable</th> <th>Preamp</th> <th>Aux</th> <th>APos</th> <th>TPos</th> <th>Remark</th> </tr> <tr> <th>Freq</th> <th>Level</th> <th>Line Margin</th> <th>Level Factor</th> <th>Loss Factor</th> <th>Factor</th> <th></th> <th></th> <th></th> </tr> <tr> <th>MHz</th> <th>dBuV/m</th> <th>dBuV/m</th> <th>dB</th> <th>dBuV</th> <th>dB/m</th> <th>dB</th> <th>dB</th> <th>cm</th> <th>deg</th> </tr> </thead> <tbody> <tr> <td>1</td> <td>2386.18</td> <td>48.15</td> <td>54.00</td> <td>-5.85</td> <td>36.25</td> <td>32.17</td> <td>6.60</td> <td>32.87</td> <td>6.00</td> <td>179</td> <td>0 AVERAGE</td> </tr> </tbody> </table>	Limit	Read	Ant	Cable	Preamp	Aux	APos	TPos	Remark	Freq	Level	Line Margin	Level Factor	Loss Factor	Factor				MHz	dBuV/m	dBuV/m	dB	dBuV	dB/m	dB	dB	cm	deg	1	2386.18	48.15	54.00	-5.85	36.25	32.17	6.60	32.87	6.00	179	0 AVERAGE	<table border="1"> <thead> <tr> <th>Limit</th> <th>Read</th> <th>Ant</th> <th>Cable</th> <th>Preamp</th> <th>Aux</th> <th>APos</th> <th>TPos</th> <th>Remark</th> </tr> <tr> <th>Freq</th> <th>Level</th> <th>Line Margin</th> <th>Level Factor</th> <th>Loss Factor</th> <th>Factor</th> <th></th> <th></th> <th></th> </tr> <tr> <th>MHz</th> <th>dBuV/m</th> <th>dBuV/m</th> <th>dB</th> <th>dBuV</th> <th>dB/m</th> <th>dB</th> <th>dB</th> <th>cm</th> <th>deg</th> </tr> </thead> <tbody> <tr> <td>1</td> <td>2412.00</td> <td>104.92</td> <td>-----</td> <td>-----</td> <td>92.96</td> <td>32.14</td> <td>6.63</td> <td>32.81</td> <td>6.00</td> <td>179</td> <td>0 AVERAGE</td> </tr> </tbody> </table>	Limit	Read	Ant	Cable	Preamp	Aux	APos	TPos	Remark	Freq	Level	Line Margin	Level Factor	Loss Factor	Factor				MHz	dBuV/m	dBuV/m	dB	dBuV	dB/m	dB	dB	cm	deg	1	2412.00	104.92	-----	-----	92.96	32.14	6.63	32.81	6.00	179	0 AVERAGE
Limit	Read	Ant	Cable	Preamp	Aux	APos	TPos	Remark																																																																										
Freq	Level	Line Margin	Level Factor	Loss Factor	Factor																																																																													
MHz	dBuV/m	dBuV/m	dB	dBuV	dB/m	dB	dB	cm	deg																																																																									
1	2386.18	48.15	54.00	-5.85	36.25	32.17	6.60	32.87	6.00	179	0 AVERAGE																																																																							
Limit	Read	Ant	Cable	Preamp	Aux	APos	TPos	Remark																																																																										
Freq	Level	Line Margin	Level Factor	Loss Factor	Factor																																																																													
MHz	dBuV/m	dBuV/m	dB	dBuV	dB/m	dB	dB	cm	deg																																																																									
1	2412.00	104.92	-----	-----	92.96	32.14	6.63	32.81	6.00	179	0 AVERAGE																																																																							



Mode	1																																																																																																																
	Harmonic																																																																																																																
	2400-2483.5_802.11b_CH01_2412MHz																																																																																																																
Pol.	Horizontal	Vertical																																																																																																															
Peak Avg	<p>Time: 03:42:13</p>	<p>Time: 03:51:02</p>																																																																																																															
	<table border="1"> <thead> <tr> <th>Limit</th> <th>Read</th> <th>Ant</th> <th>Cable</th> <th>Preamp</th> <th>Aux</th> <th>APos</th> <th>TPos</th> <th colspan="2">Remark</th> </tr> <tr> <th>Freq</th> <th>Level</th> <th>Line Margin</th> <th>Level</th> <th>Factor</th> <th>Loss Factor</th> <th>Factor</th> <th></th> <th>cm</th> <th>deg</th> </tr> <tr> <th>MHz</th> <th>dBuV/m</th> <th>dBuV/m</th> <th>dB</th> <th>dBuV</th> <th>dB/m</th> <th>dB</th> <th>dB</th> <th>cm</th> <th>deg</th> </tr> </thead> <tbody> <tr> <td>1</td> <td>4824.00</td> <td>55.33</td> <td>74.00</td> <td>-18.67</td> <td>73.52</td> <td>34.15</td> <td>9.47</td> <td>61.81</td> <td>0.00</td> <td>124</td> <td>186</td> <td>PEAK</td> </tr> <tr> <td>2</td> <td>4824.00</td> <td>50.47</td> <td>54.00</td> <td>-3.53</td> <td>68.66</td> <td>34.15</td> <td>9.47</td> <td>61.81</td> <td>0.00</td> <td>124</td> <td>186</td> <td>AVERAGE</td> </tr> </tbody> </table>	Limit	Read	Ant	Cable	Preamp	Aux	APos	TPos	Remark		Freq	Level	Line Margin	Level	Factor	Loss Factor	Factor		cm	deg	MHz	dBuV/m	dBuV/m	dB	dBuV	dB/m	dB	dB	cm	deg	1	4824.00	55.33	74.00	-18.67	73.52	34.15	9.47	61.81	0.00	124	186	PEAK	2	4824.00	50.47	54.00	-3.53	68.66	34.15	9.47	61.81	0.00	124	186	AVERAGE	<table border="1"> <thead> <tr> <th>Limit</th> <th>Read</th> <th>Ant</th> <th>Cable</th> <th>Preamp</th> <th>Aux</th> <th>APos</th> <th>TPos</th> <th colspan="2">Remark</th> </tr> <tr> <th>Freq</th> <th>Level</th> <th>Line Margin</th> <th>Level</th> <th>Factor</th> <th>Loss Factor</th> <th>Factor</th> <th></th> <th>cm</th> <th>deg</th> </tr> <tr> <th>MHz</th> <th>dBuV/m</th> <th>dBuV/m</th> <th>dB</th> <th>dBuV</th> <th>dB/m</th> <th>dB</th> <th>dB</th> <th>cm</th> <th>deg</th> </tr> </thead> <tbody> <tr> <td>1</td> <td>4824.00</td> <td>55.83</td> <td>74.00</td> <td>-18.17</td> <td>74.02</td> <td>34.15</td> <td>9.47</td> <td>61.81</td> <td>0.00</td> <td>100</td> <td>134</td> <td>PEAK</td> </tr> <tr> <td>2</td> <td>4824.00</td> <td>50.57</td> <td>54.00</td> <td>-3.43</td> <td>68.76</td> <td>34.15</td> <td>9.47</td> <td>61.81</td> <td>0.00</td> <td>100</td> <td>134</td> <td>AVERAGE</td> </tr> </tbody> </table>	Limit	Read	Ant	Cable	Preamp	Aux	APos	TPos	Remark		Freq	Level	Line Margin	Level	Factor	Loss Factor	Factor		cm	deg	MHz	dBuV/m	dBuV/m	dB	dBuV	dB/m	dB	dB	cm	deg	1	4824.00	55.83	74.00	-18.17	74.02	34.15	9.47	61.81	0.00	100	134	PEAK	2	4824.00	50.57	54.00	-3.43	68.76	34.15	9.47	61.81	0.00	100	134
Limit	Read	Ant	Cable	Preamp	Aux	APos	TPos	Remark																																																																																																									
Freq	Level	Line Margin	Level	Factor	Loss Factor	Factor		cm	deg																																																																																																								
MHz	dBuV/m	dBuV/m	dB	dBuV	dB/m	dB	dB	cm	deg																																																																																																								
1	4824.00	55.33	74.00	-18.67	73.52	34.15	9.47	61.81	0.00	124	186	PEAK																																																																																																					
2	4824.00	50.47	54.00	-3.53	68.66	34.15	9.47	61.81	0.00	124	186	AVERAGE																																																																																																					
Limit	Read	Ant	Cable	Preamp	Aux	APos	TPos	Remark																																																																																																									
Freq	Level	Line Margin	Level	Factor	Loss Factor	Factor		cm	deg																																																																																																								
MHz	dBuV/m	dBuV/m	dB	dBuV	dB/m	dB	dB	cm	deg																																																																																																								
1	4824.00	55.83	74.00	-18.17	74.02	34.15	9.47	61.81	0.00	100	134	PEAK																																																																																																					
2	4824.00	50.57	54.00	-3.43	68.76	34.15	9.47	61.81	0.00	100	134	AVERAGE																																																																																																					



Mode	2																																																																																																																																													
	Harmonic																																																																																																																																													
	2400-2483.5_802.11b_CH06_2437MHz																																																																																																																																													
Pol.	Horizontal	Vertical																																																																																																																																												
Peak Avg	<table border="1"> <thead> <tr> <th>Limit</th> <th>Read</th> <th>Ant</th> <th>Cable</th> <th>Preamp</th> <th>Aux</th> <th>APos</th> <th>TPos</th> <th colspan="2"></th> </tr> <tr> <th>Freq</th> <th>Level</th> <th>Line</th> <th>Margin</th> <th>Level</th> <th>Factor</th> <th>Loss</th> <th>Factor</th> <th>Factor</th> <th>Remark</th> </tr> <tr> <th>MHz</th> <th>dBuV/m</th> <th>dBuV/m</th> <th>dB</th> <th>dBuV</th> <th>dB/m</th> <th>dB</th> <th>dB</th> <th>dB</th> <th>cm</th> <th>deg</th> </tr> </thead> <tbody> <tr> <td>1</td> <td>4874.00</td> <td>55.85</td> <td>74.00</td> <td>-18.15</td> <td>74.05</td> <td>34.05</td> <td>9.52</td> <td>61.77</td> <td>0.00</td> <td>105</td> <td>186</td> <td>PEAK</td> </tr> <tr> <td>2</td> <td>4874.00</td> <td>50.92</td> <td>54.00</td> <td>-3.08</td> <td>69.12</td> <td>34.05</td> <td>9.52</td> <td>61.77</td> <td>0.00</td> <td>105</td> <td>186</td> <td>AVERAGE</td> </tr> <tr> <td>3</td> <td>7311.00</td> <td>44.36</td> <td>74.00</td> <td>-29.64</td> <td>58.91</td> <td>35.82</td> <td>11.69</td> <td>62.06</td> <td>0.00</td> <td>---</td> <td>---</td> <td>PEAK</td> </tr> </tbody> </table>	Limit	Read	Ant	Cable	Preamp	Aux	APos	TPos			Freq	Level	Line	Margin	Level	Factor	Loss	Factor	Factor	Remark	MHz	dBuV/m	dBuV/m	dB	dBuV	dB/m	dB	dB	dB	cm	deg	1	4874.00	55.85	74.00	-18.15	74.05	34.05	9.52	61.77	0.00	105	186	PEAK	2	4874.00	50.92	54.00	-3.08	69.12	34.05	9.52	61.77	0.00	105	186	AVERAGE	3	7311.00	44.36	74.00	-29.64	58.91	35.82	11.69	62.06	0.00	---	---	PEAK	<table border="1"> <thead> <tr> <th>Limit</th> <th>Read</th> <th>Ant</th> <th>Cable</th> <th>Preamp</th> <th>Aux</th> <th>APos</th> <th>TPos</th> <th colspan="2"></th> </tr> <tr> <th>Freq</th> <th>Level</th> <th>Line</th> <th>Margin</th> <th>Level</th> <th>Factor</th> <th>Loss</th> <th>Factor</th> <th>Factor</th> <th>Remark</th> </tr> <tr> <th>MHz</th> <th>dBuV/m</th> <th>dBuV/m</th> <th>dB</th> <th>dBuV</th> <th>dB/m</th> <th>dB</th> <th>dB</th> <th>dB</th> <th>cm</th> <th>deg</th> </tr> </thead> <tbody> <tr> <td>1</td> <td>4874.00</td> <td>55.07</td> <td>74.00</td> <td>-18.93</td> <td>73.27</td> <td>34.05</td> <td>9.52</td> <td>61.77</td> <td>0.00</td> <td>101</td> <td>140</td> <td>PEAK</td> </tr> <tr> <td>2</td> <td>4874.00</td> <td>50.20</td> <td>54.00</td> <td>-3.80</td> <td>68.40</td> <td>34.05</td> <td>9.52</td> <td>61.77</td> <td>0.00</td> <td>101</td> <td>140</td> <td>AVERAGE</td> </tr> <tr> <td>3</td> <td>7311.00</td> <td>45.32</td> <td>74.00</td> <td>-28.68</td> <td>59.87</td> <td>35.82</td> <td>11.69</td> <td>62.06</td> <td>0.00</td> <td>---</td> <td>---</td> <td>PEAK</td> </tr> </tbody> </table>	Limit	Read	Ant	Cable	Preamp	Aux	APos	TPos			Freq	Level	Line	Margin	Level	Factor	Loss	Factor	Factor	Remark	MHz	dBuV/m	dBuV/m	dB	dBuV	dB/m	dB	dB	dB	cm	deg	1	4874.00	55.07	74.00	-18.93	73.27	34.05	9.52	61.77	0.00	101	140	PEAK	2	4874.00	50.20	54.00	-3.80	68.40	34.05	9.52	61.77	0.00	101	140	AVERAGE	3	7311.00	45.32	74.00	-28.68	59.87	35.82	11.69	62.06	0.00	---	---	PEAK
Limit	Read	Ant	Cable	Preamp	Aux	APos	TPos																																																																																																																																							
Freq	Level	Line	Margin	Level	Factor	Loss	Factor	Factor	Remark																																																																																																																																					
MHz	dBuV/m	dBuV/m	dB	dBuV	dB/m	dB	dB	dB	cm	deg																																																																																																																																				
1	4874.00	55.85	74.00	-18.15	74.05	34.05	9.52	61.77	0.00	105	186	PEAK																																																																																																																																		
2	4874.00	50.92	54.00	-3.08	69.12	34.05	9.52	61.77	0.00	105	186	AVERAGE																																																																																																																																		
3	7311.00	44.36	74.00	-29.64	58.91	35.82	11.69	62.06	0.00	---	---	PEAK																																																																																																																																		
Limit	Read	Ant	Cable	Preamp	Aux	APos	TPos																																																																																																																																							
Freq	Level	Line	Margin	Level	Factor	Loss	Factor	Factor	Remark																																																																																																																																					
MHz	dBuV/m	dBuV/m	dB	dBuV	dB/m	dB	dB	dB	cm	deg																																																																																																																																				
1	4874.00	55.07	74.00	-18.93	73.27	34.05	9.52	61.77	0.00	101	140	PEAK																																																																																																																																		
2	4874.00	50.20	54.00	-3.80	68.40	34.05	9.52	61.77	0.00	101	140	AVERAGE																																																																																																																																		
3	7311.00	45.32	74.00	-28.68	59.87	35.82	11.69	62.06	0.00	---	---	PEAK																																																																																																																																		



		3																																								
Mode		Band Edge																																								
		2400-2483.5_802.11b_CH11_2462MHz																																								
Pol.		Horizontal					Fundamental																																			
Peak	Horizontal	<table border="1" style="width: 100%; border-collapse: collapse; font-size: small;"> <thead> <tr> <th>Limit</th> <th>Read</th> <th>Ant</th> <th>Cable</th> <th>Preamp</th> <th>Aux</th> <th>APos</th> <th>TPos</th> <th colspan="2">Remark</th> </tr> <tr> <th>Freq</th> <th>Level</th> <th>Line Margin</th> <th>Level Factor</th> <th>Loss Factor</th> <th>Factor</th> <th></th> <th></th> <th>MHz</th> <th>dBuV/m</th> </tr> </thead> <tbody> <tr> <td>74.00</td> <td>57.54</td> <td>-16.46</td> <td>45.12</td> <td>32.29</td> <td>6.74</td> <td>32.61</td> <td>6.00</td> <td>231</td> <td>360</td> <td>PEAK</td> </tr> </tbody> </table>										Limit	Read	Ant	Cable	Preamp	Aux	APos	TPos	Remark		Freq	Level	Line Margin	Level Factor	Loss Factor	Factor			MHz	dBuV/m	74.00	57.54	-16.46	45.12	32.29	6.74	32.61	6.00	231	360	PEAK
	Limit	Read	Ant	Cable	Preamp	Aux	APos	TPos	Remark																																	
Freq	Level	Line Margin	Level Factor	Loss Factor	Factor			MHz	dBuV/m																																	
74.00	57.54	-16.46	45.12	32.29	6.74	32.61	6.00	231	360	PEAK																																
Fundamental	<table border="1" style="width: 100%; border-collapse: collapse; font-size: small;"> <thead> <tr> <th>Limit</th> <th>Read</th> <th>Ant</th> <th>Cable</th> <th>Preamp</th> <th>Aux</th> <th>APos</th> <th>TPos</th> <th colspan="2">Remark</th> </tr> <tr> <th>Freq</th> <th>Level</th> <th>Line Margin</th> <th>Level Factor</th> <th>Loss Factor</th> <th>Factor</th> <th></th> <th></th> <th>MHz</th> <th>dBuV/m</th> </tr> </thead> <tbody> <tr> <td>74.00</td> <td>108.60</td> <td>-----</td> <td>-----</td> <td>96.08</td> <td>32.50</td> <td>6.70</td> <td>32.68</td> <td>6.00</td> <td>231</td> <td>360</td> <td>PEAK</td> </tr> </tbody> </table>										Limit	Read	Ant	Cable	Preamp	Aux	APos	TPos	Remark		Freq	Level	Line Margin	Level Factor	Loss Factor	Factor			MHz	dBuV/m	74.00	108.60	-----	-----	96.08	32.50	6.70	32.68	6.00	231	360	PEAK
Limit	Read	Ant	Cable	Preamp	Aux	APos	TPos	Remark																																		
Freq	Level	Line Margin	Level Factor	Loss Factor	Factor			MHz	dBuV/m																																	
74.00	108.60	-----	-----	96.08	32.50	6.70	32.68	6.00	231	360	PEAK																															
Avg	Horizontal	<table border="1" style="width: 100%; border-collapse: collapse; font-size: small;"> <thead> <tr> <th>Limit</th> <th>Read</th> <th>Ant</th> <th>Cable</th> <th>Preamp</th> <th>Aux</th> <th>APos</th> <th>TPos</th> <th colspan="2">Remark</th> </tr> <tr> <th>Freq</th> <th>Level</th> <th>Line Margin</th> <th>Level Factor</th> <th>Loss Factor</th> <th>Factor</th> <th></th> <th></th> <th>MHz</th> <th>dBuV/m</th> </tr> </thead> <tbody> <tr> <td>54.00</td> <td>45.66</td> <td>-8.34</td> <td>33.24</td> <td>32.30</td> <td>6.74</td> <td>32.62</td> <td>6.00</td> <td>231</td> <td>360</td> <td>AVERAGE</td> </tr> </tbody> </table>										Limit	Read	Ant	Cable	Preamp	Aux	APos	TPos	Remark		Freq	Level	Line Margin	Level Factor	Loss Factor	Factor			MHz	dBuV/m	54.00	45.66	-8.34	33.24	32.30	6.74	32.62	6.00	231	360	AVERAGE
	Limit	Read	Ant	Cable	Preamp	Aux	APos	TPos	Remark																																	
Freq	Level	Line Margin	Level Factor	Loss Factor	Factor			MHz	dBuV/m																																	
54.00	45.66	-8.34	33.24	32.30	6.74	32.62	6.00	231	360	AVERAGE																																
Fundamental	<table border="1" style="width: 100%; border-collapse: collapse; font-size: small;"> <thead> <tr> <th>Limit</th> <th>Read</th> <th>Ant</th> <th>Cable</th> <th>Preamp</th> <th>Aux</th> <th>APos</th> <th>TPos</th> <th colspan="2">Remark</th> </tr> <tr> <th>Freq</th> <th>Level</th> <th>Line Margin</th> <th>Level Factor</th> <th>Loss Factor</th> <th>Factor</th> <th></th> <th></th> <th>MHz</th> <th>dBuV/m</th> </tr> </thead> <tbody> <tr> <td>54.00</td> <td>100.54</td> <td>-----</td> <td>-----</td> <td>88.02</td> <td>32.50</td> <td>6.70</td> <td>32.68</td> <td>6.00</td> <td>231</td> <td>360</td> <td>AVERAGE</td> </tr> </tbody> </table>										Limit	Read	Ant	Cable	Preamp	Aux	APos	TPos	Remark		Freq	Level	Line Margin	Level Factor	Loss Factor	Factor			MHz	dBuV/m	54.00	100.54	-----	-----	88.02	32.50	6.70	32.68	6.00	231	360	AVERAGE
Limit	Read	Ant	Cable	Preamp	Aux	APos	TPos	Remark																																		
Freq	Level	Line Margin	Level Factor	Loss Factor	Factor			MHz	dBuV/m																																	
54.00	100.54	-----	-----	88.02	32.50	6.70	32.68	6.00	231	360	AVERAGE																															



		3																																																										
Mode		Band Edge																																																										
		2400-2483.5_802.11b_CH11_2462MHz																																																										
Pol.		Vertical					Fundamental																																																					
Peak																																																												
		<table border="1"> <thead> <tr> <th>Limit</th> <th>Read</th> <th>Ant</th> <th>Cable</th> <th>Preamp</th> <th>Aux</th> <th>APos</th> <th>TPos</th> <th colspan="3">Remark</th> </tr> <tr> <th>Freq</th> <th>Level</th> <th>Line Margin</th> <th>Level Factor</th> <th>Loss Factor</th> <th>Factor</th> <th></th> <th></th> <th>MHz</th> <th>dBuV/m</th> <th>dBuV/m</th> <th>dB</th> <th>dBuV</th> <th>dB/m</th> <th>dB</th> <th>dB</th> <th>dB</th> <th>cm</th> <th>deg</th> </tr> </thead> <tbody> <tr> <td>1</td> <td>2487.61</td> <td>61.66</td> <td>74.00</td> <td>-12.34</td> <td>49.23</td> <td>32.30</td> <td>6.74</td> <td>32.61</td> <td>6.00</td> <td>300</td> <td>167</td> <td>PEAK</td> <td colspan="7"></td> </tr> </tbody> </table>										Limit	Read	Ant	Cable	Preamp	Aux	APos	TPos	Remark			Freq	Level	Line Margin	Level Factor	Loss Factor	Factor			MHz	dBuV/m	dBuV/m	dB	dBuV	dB/m	dB	dB	dB	cm	deg	1	2487.61	61.66	74.00	-12.34	49.23	32.30	6.74	32.61	6.00	300	167	PEAK						
Limit	Read	Ant	Cable	Preamp	Aux	APos	TPos	Remark																																																				
Freq	Level	Line Margin	Level Factor	Loss Factor	Factor			MHz	dBuV/m	dBuV/m	dB	dBuV	dB/m	dB	dB	dB	cm	deg																																										
1	2487.61	61.66	74.00	-12.34	49.23	32.30	6.74	32.61	6.00	300	167	PEAK																																																
Avg																																																												
		<table border="1"> <thead> <tr> <th>Limit</th> <th>Read</th> <th>Ant</th> <th>Cable</th> <th>Preamp</th> <th>Aux</th> <th>APos</th> <th>TPos</th> <th colspan="3">Remark</th> </tr> <tr> <th>Freq</th> <th>Level</th> <th>Line Margin</th> <th>Level Factor</th> <th>Loss Factor</th> <th>Factor</th> <th></th> <th></th> <th>MHz</th> <th>dBuV/m</th> <th>dBuV/m</th> <th>dB</th> <th>dBuV</th> <th>dB/m</th> <th>dB</th> <th>dB</th> <th>dB</th> <th>cm</th> <th>deg</th> </tr> </thead> <tbody> <tr> <td>1</td> <td>2487.80</td> <td>50.10</td> <td>54.00</td> <td>-3.90</td> <td>37.67</td> <td>32.30</td> <td>6.74</td> <td>32.61</td> <td>6.00</td> <td>300</td> <td>167</td> <td>AVERAGE</td> <td colspan="7"></td> </tr> </tbody> </table>										Limit	Read	Ant	Cable	Preamp	Aux	APos	TPos	Remark			Freq	Level	Line Margin	Level Factor	Loss Factor	Factor			MHz	dBuV/m	dBuV/m	dB	dBuV	dB/m	dB	dB	dB	cm	deg	1	2487.80	50.10	54.00	-3.90	37.67	32.30	6.74	32.61	6.00	300	167	AVERAGE						
Limit	Read	Ant	Cable	Preamp	Aux	APos	TPos	Remark																																																				
Freq	Level	Line Margin	Level Factor	Loss Factor	Factor			MHz	dBuV/m	dBuV/m	dB	dBuV	dB/m	dB	dB	dB	cm	deg																																										
1	2487.80	50.10	54.00	-3.90	37.67	32.30	6.74	32.61	6.00	300	167	AVERAGE																																																
Peak																																																												
		<table border="1"> <thead> <tr> <th>Limit</th> <th>Read</th> <th>Ant</th> <th>Cable</th> <th>Preamp</th> <th>Aux</th> <th>APos</th> <th>TPos</th> <th colspan="3">Remark</th> </tr> <tr> <th>Freq</th> <th>Level</th> <th>Line Margin</th> <th>Level Factor</th> <th>Loss Factor</th> <th>Factor</th> <th></th> <th></th> <th>MHz</th> <th>dBuV/m</th> <th>dBuV/m</th> <th>dB</th> <th>dBuV</th> <th>dB/m</th> <th>dB</th> <th>dB</th> <th>dB</th> <th>cm</th> <th>deg</th> </tr> </thead> <tbody> <tr> <td>1</td> <td>2462.00</td> <td>115.66</td> <td>74.00</td> <td>41.66</td> <td>103.14</td> <td>32.50</td> <td>6.70</td> <td>32.68</td> <td>6.00</td> <td>300</td> <td>167</td> <td>PEAK</td> <td colspan="7"></td> </tr> </tbody> </table>										Limit	Read	Ant	Cable	Preamp	Aux	APos	TPos	Remark			Freq	Level	Line Margin	Level Factor	Loss Factor	Factor			MHz	dBuV/m	dBuV/m	dB	dBuV	dB/m	dB	dB	dB	cm	deg	1	2462.00	115.66	74.00	41.66	103.14	32.50	6.70	32.68	6.00	300	167	PEAK						
Limit	Read	Ant	Cable	Preamp	Aux	APos	TPos	Remark																																																				
Freq	Level	Line Margin	Level Factor	Loss Factor	Factor			MHz	dBuV/m	dBuV/m	dB	dBuV	dB/m	dB	dB	dB	cm	deg																																										
1	2462.00	115.66	74.00	41.66	103.14	32.50	6.70	32.68	6.00	300	167	PEAK																																																
Avg																																																												
		<table border="1"> <thead> <tr> <th>Limit</th> <th>Read</th> <th>Ant</th> <th>Cable</th> <th>Preamp</th> <th>Aux</th> <th>APos</th> <th>TPos</th> <th colspan="3">Remark</th> </tr> <tr> <th>Freq</th> <th>Level</th> <th>Line Margin</th> <th>Level Factor</th> <th>Loss Factor</th> <th>Factor</th> <th></th> <th></th> <th>MHz</th> <th>dBuV/m</th> <th>dBuV/m</th> <th>dB</th> <th>dBuV</th> <th>dB/m</th> <th>dB</th> <th>dB</th> <th>dB</th> <th>cm</th> <th>deg</th> </tr> </thead> <tbody> <tr> <td>1</td> <td>2462.00</td> <td>106.65</td> <td>54.00</td> <td>52.65</td> <td>94.13</td> <td>32.50</td> <td>6.70</td> <td>32.68</td> <td>6.00</td> <td>300</td> <td>167</td> <td>AVERAGE</td> <td colspan="7"></td> </tr> </tbody> </table>										Limit	Read	Ant	Cable	Preamp	Aux	APos	TPos	Remark			Freq	Level	Line Margin	Level Factor	Loss Factor	Factor			MHz	dBuV/m	dBuV/m	dB	dBuV	dB/m	dB	dB	dB	cm	deg	1	2462.00	106.65	54.00	52.65	94.13	32.50	6.70	32.68	6.00	300	167	AVERAGE						
Limit	Read	Ant	Cable	Preamp	Aux	APos	TPos	Remark																																																				
Freq	Level	Line Margin	Level Factor	Loss Factor	Factor			MHz	dBuV/m	dBuV/m	dB	dBuV	dB/m	dB	dB	dB	cm	deg																																										
1	2462.00	106.65	54.00	52.65	94.13	32.50	6.70	32.68	6.00	300	167	AVERAGE																																																





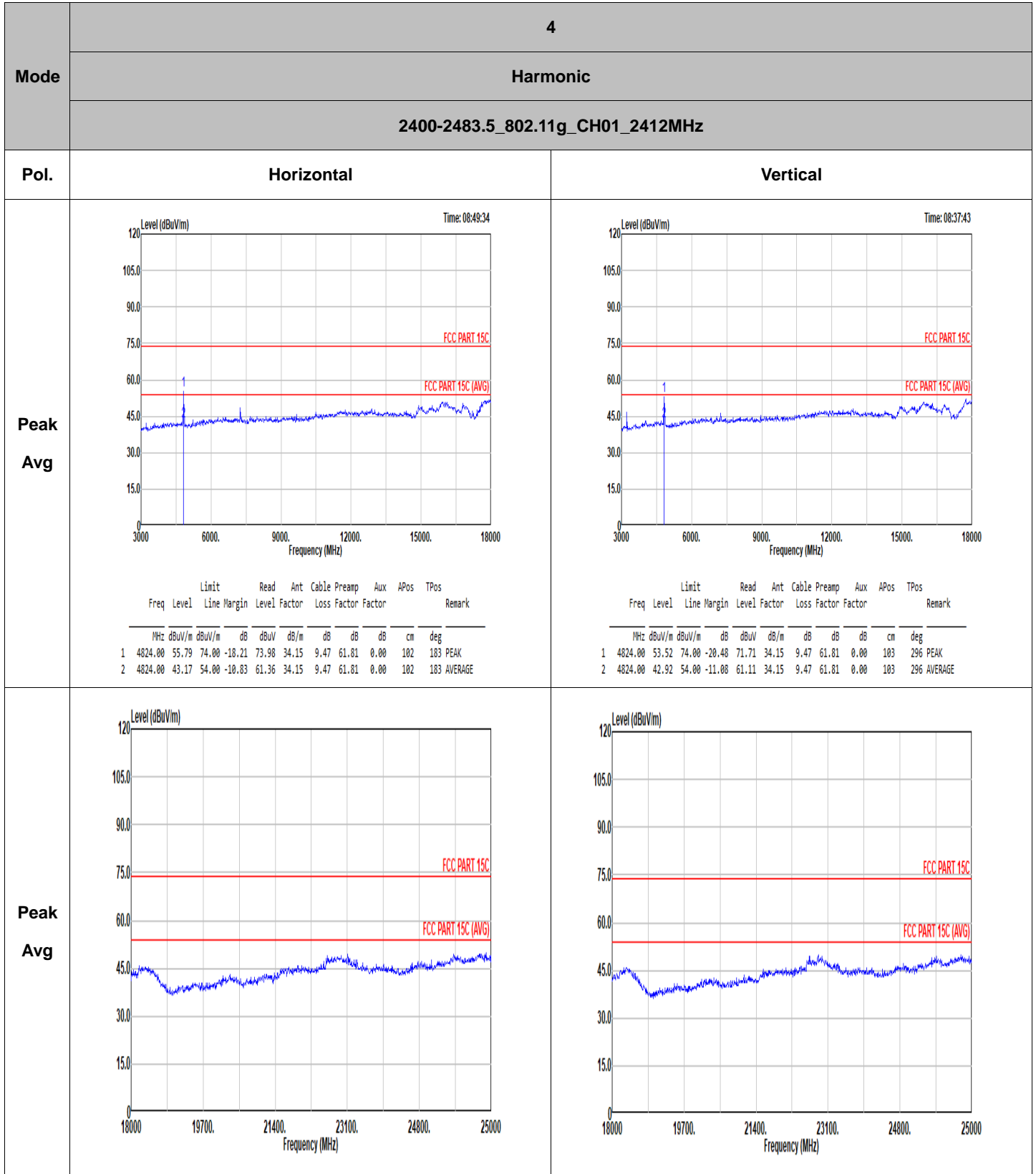
Mode	3																																																																																																																																																		
	Harmonic																																																																																																																																																		
	2400-2483.5_802.11b_CH11_2462MHz																																																																																																																																																		
Pol.	Horizontal	Vertical																																																																																																																																																	
Peak Avg	<table border="1"> <thead> <tr> <th>Limit</th> <th>Read</th> <th>Ant</th> <th>Cable</th> <th>Preamp</th> <th>Aux</th> <th>APos</th> <th>TPos</th> <th>Remark</th> </tr> <tr> <th>Freq</th> <th>Level</th> <th>Line</th> <th>Margin</th> <th>Level</th> <th>Factor</th> <th>Loss</th> <th>Factor</th> <th>Factor</th> </tr> <tr> <th>MHz</th> <th>dBuV/m</th> <th>dBuV/m</th> <th>dB</th> <th>dBuV</th> <th>dB/m</th> <th>dB</th> <th>dB</th> <th>dB</th> </tr> </thead> <tbody> <tr> <td>1</td> <td>4924.00</td> <td>52.71</td> <td>74.00</td> <td>-21.29</td> <td>70.88</td> <td>34.00</td> <td>9.57</td> <td>61.74</td> <td>0.00</td> <td>379</td> <td>327</td> <td>PEAK</td> </tr> <tr> <td>2</td> <td>4924.00</td> <td>48.11</td> <td>54.00</td> <td>-5.89</td> <td>66.28</td> <td>34.00</td> <td>9.57</td> <td>61.74</td> <td>0.00</td> <td>379</td> <td>327</td> <td>AVERAGE</td> </tr> <tr> <td>3</td> <td>7386.00</td> <td>47.93</td> <td>74.00</td> <td>-26.07</td> <td>62.30</td> <td>35.97</td> <td>11.72</td> <td>62.06</td> <td>0.00</td> <td>101</td> <td>90</td> <td>PEAK</td> </tr> <tr> <td>4</td> <td>7386.00</td> <td>40.40</td> <td>54.00</td> <td>-13.60</td> <td>54.77</td> <td>35.97</td> <td>11.72</td> <td>62.06</td> <td>0.00</td> <td>101</td> <td>90</td> <td>AVERAGE</td> </tr> </tbody> </table>	Limit	Read	Ant	Cable	Preamp	Aux	APos	TPos	Remark	Freq	Level	Line	Margin	Level	Factor	Loss	Factor	Factor	MHz	dBuV/m	dBuV/m	dB	dBuV	dB/m	dB	dB	dB	1	4924.00	52.71	74.00	-21.29	70.88	34.00	9.57	61.74	0.00	379	327	PEAK	2	4924.00	48.11	54.00	-5.89	66.28	34.00	9.57	61.74	0.00	379	327	AVERAGE	3	7386.00	47.93	74.00	-26.07	62.30	35.97	11.72	62.06	0.00	101	90	PEAK	4	7386.00	40.40	54.00	-13.60	54.77	35.97	11.72	62.06	0.00	101	90	AVERAGE	<table border="1"> <thead> <tr> <th>Limit</th> <th>Read</th> <th>Ant</th> <th>Cable</th> <th>Preamp</th> <th>Aux</th> <th>APos</th> <th>TPos</th> <th>Remark</th> </tr> <tr> <th>Freq</th> <th>Level</th> <th>Line</th> <th>Margin</th> <th>Level</th> <th>Factor</th> <th>Loss</th> <th>Factor</th> <th>Factor</th> </tr> <tr> <th>MHz</th> <th>dBuV/m</th> <th>dBuV/m</th> <th>dB</th> <th>dBuV</th> <th>dB/m</th> <th>dB</th> <th>dB</th> <th>dB</th> </tr> </thead> <tbody> <tr> <td>1</td> <td>4924.00</td> <td>55.53</td> <td>74.00</td> <td>-18.47</td> <td>73.70</td> <td>34.00</td> <td>9.57</td> <td>61.74</td> <td>0.00</td> <td>320</td> <td>263</td> <td>PEAK</td> </tr> <tr> <td>2</td> <td>4924.00</td> <td>50.70</td> <td>54.00</td> <td>-3.30</td> <td>68.87</td> <td>34.00</td> <td>9.57</td> <td>61.74</td> <td>0.00</td> <td>320</td> <td>263</td> <td>AVERAGE</td> </tr> <tr> <td>3</td> <td>7386.00</td> <td>43.74</td> <td>74.00</td> <td>-30.26</td> <td>58.11</td> <td>35.97</td> <td>11.72</td> <td>62.06</td> <td>0.00</td> <td>---</td> <td>---</td> <td>PEAK</td> </tr> </tbody> </table>	Limit	Read	Ant	Cable	Preamp	Aux	APos	TPos	Remark	Freq	Level	Line	Margin	Level	Factor	Loss	Factor	Factor	MHz	dBuV/m	dBuV/m	dB	dBuV	dB/m	dB	dB	dB	1	4924.00	55.53	74.00	-18.47	73.70	34.00	9.57	61.74	0.00	320	263	PEAK	2	4924.00	50.70	54.00	-3.30	68.87	34.00	9.57	61.74	0.00	320	263	AVERAGE	3	7386.00	43.74	74.00	-30.26	58.11	35.97	11.72	62.06	0.00	---	---	PEAK
Limit	Read	Ant	Cable	Preamp	Aux	APos	TPos	Remark																																																																																																																																											
Freq	Level	Line	Margin	Level	Factor	Loss	Factor	Factor																																																																																																																																											
MHz	dBuV/m	dBuV/m	dB	dBuV	dB/m	dB	dB	dB																																																																																																																																											
1	4924.00	52.71	74.00	-21.29	70.88	34.00	9.57	61.74	0.00	379	327	PEAK																																																																																																																																							
2	4924.00	48.11	54.00	-5.89	66.28	34.00	9.57	61.74	0.00	379	327	AVERAGE																																																																																																																																							
3	7386.00	47.93	74.00	-26.07	62.30	35.97	11.72	62.06	0.00	101	90	PEAK																																																																																																																																							
4	7386.00	40.40	54.00	-13.60	54.77	35.97	11.72	62.06	0.00	101	90	AVERAGE																																																																																																																																							
Limit	Read	Ant	Cable	Preamp	Aux	APos	TPos	Remark																																																																																																																																											
Freq	Level	Line	Margin	Level	Factor	Loss	Factor	Factor																																																																																																																																											
MHz	dBuV/m	dBuV/m	dB	dBuV	dB/m	dB	dB	dB																																																																																																																																											
1	4924.00	55.53	74.00	-18.47	73.70	34.00	9.57	61.74	0.00	320	263	PEAK																																																																																																																																							
2	4924.00	50.70	54.00	-3.30	68.87	34.00	9.57	61.74	0.00	320	263	AVERAGE																																																																																																																																							
3	7386.00	43.74	74.00	-30.26	58.11	35.97	11.72	62.06	0.00	---	---	PEAK																																																																																																																																							



		4																																																																																																
Mode		Band Edge																																																																																																
		2400-2483.5_802.11g_CH01_2412MHz																																																																																																
Pol.		Horizontal					Fundamental																																																																																											
Peak																																																																																																		
		<table border="1"> <thead> <tr> <th>Limit</th> <th>Read</th> <th>Ant</th> <th>Cable</th> <th>Preamp</th> <th>Aux</th> <th>APos</th> <th>TPos</th> <th colspan="2"></th> </tr> <tr> <th>Freq</th> <th>Level</th> <th>Line</th> <th>Margin</th> <th>Level</th> <th>Factor</th> <th>Loss</th> <th>Factor</th> <th>Factor</th> <th>Remark</th> </tr> <tr> <th>MHz</th> <th>dBuV/m</th> <th>dBuV/m</th> <th>dB</th> <th>dBuV</th> <th>dB/m</th> <th>dB</th> <th>dB</th> <th>dB</th> <th>cm</th> <th>deg</th> </tr> </thead> <tbody> <tr> <td>1</td> <td>2389.30</td> <td>60.14</td> <td>74.00</td> <td>-13.86</td> <td>48.27</td> <td>32.13</td> <td>6.60</td> <td>32.86</td> <td>6.00</td> <td>272</td> <td>360</td> <td>PEAK</td> </tr> </tbody> </table>					Limit	Read	Ant	Cable	Preamp	Aux	APos	TPos			Freq	Level	Line	Margin	Level	Factor	Loss	Factor	Factor	Remark	MHz	dBuV/m	dBuV/m	dB	dBuV	dB/m	dB	dB	dB	cm	deg	1	2389.30	60.14	74.00	-13.86	48.27	32.13	6.60	32.86	6.00	272	360	PEAK	<table border="1"> <thead> <tr> <th>Limit</th> <th>Read</th> <th>Ant</th> <th>Cable</th> <th>Preamp</th> <th>Aux</th> <th>APos</th> <th>TPos</th> <th colspan="2"></th> </tr> <tr> <th>Freq</th> <th>Level</th> <th>Line</th> <th>Margin</th> <th>Level</th> <th>Factor</th> <th>Loss</th> <th>Factor</th> <th>Factor</th> <th>Remark</th> </tr> <tr> <th>MHz</th> <th>dBuV/m</th> <th>dBuV/m</th> <th>dB</th> <th>dBuV</th> <th>dB/m</th> <th>dB</th> <th>dB</th> <th>dB</th> <th>cm</th> <th>deg</th> </tr> </thead> <tbody> <tr> <td>1</td> <td>2412.00</td> <td>105.21</td> <td>-----</td> <td>-----</td> <td>93.18</td> <td>32.19</td> <td>6.64</td> <td>32.80</td> <td>6.00</td> <td>272</td> <td>360</td> <td>PEAK</td> </tr> </tbody> </table>					Limit	Read	Ant	Cable	Preamp	Aux	APos	TPos			Freq	Level	Line	Margin	Level	Factor	Loss	Factor	Factor	Remark	MHz	dBuV/m	dBuV/m	dB	dBuV	dB/m	dB	dB	dB	cm	deg	1	2412.00	105.21	-----	-----	93.18	32.19	6.64	32.80	6.00	272	360
Limit	Read	Ant	Cable	Preamp	Aux	APos	TPos																																																																																											
Freq	Level	Line	Margin	Level	Factor	Loss	Factor	Factor	Remark																																																																																									
MHz	dBuV/m	dBuV/m	dB	dBuV	dB/m	dB	dB	dB	cm	deg																																																																																								
1	2389.30	60.14	74.00	-13.86	48.27	32.13	6.60	32.86	6.00	272	360	PEAK																																																																																						
Limit	Read	Ant	Cable	Preamp	Aux	APos	TPos																																																																																											
Freq	Level	Line	Margin	Level	Factor	Loss	Factor	Factor	Remark																																																																																									
MHz	dBuV/m	dBuV/m	dB	dBuV	dB/m	dB	dB	dB	cm	deg																																																																																								
1	2412.00	105.21	-----	-----	93.18	32.19	6.64	32.80	6.00	272	360	PEAK																																																																																						
Avg																																																																																																		
		<table border="1"> <thead> <tr> <th>Limit</th> <th>Read</th> <th>Ant</th> <th>Cable</th> <th>Preamp</th> <th>Aux</th> <th>APos</th> <th>TPos</th> <th colspan="2"></th> </tr> <tr> <th>Freq</th> <th>Level</th> <th>Line</th> <th>Margin</th> <th>Level</th> <th>Factor</th> <th>Loss</th> <th>Factor</th> <th>Factor</th> <th>Remark</th> </tr> <tr> <th>MHz</th> <th>dBuV/m</th> <th>dBuV/m</th> <th>dB</th> <th>dBuV</th> <th>dB/m</th> <th>dB</th> <th>dB</th> <th>dB</th> <th>cm</th> <th>deg</th> </tr> </thead> <tbody> <tr> <td>1</td> <td>2389.95</td> <td>45.61</td> <td>54.00</td> <td>-8.39</td> <td>33.75</td> <td>32.12</td> <td>6.60</td> <td>32.86</td> <td>6.00</td> <td>272</td> <td>360</td> <td>AVERAGE</td> </tr> </tbody> </table>					Limit	Read	Ant	Cable	Preamp	Aux	APos	TPos			Freq	Level	Line	Margin	Level	Factor	Loss	Factor	Factor	Remark	MHz	dBuV/m	dBuV/m	dB	dBuV	dB/m	dB	dB	dB	cm	deg	1	2389.95	45.61	54.00	-8.39	33.75	32.12	6.60	32.86	6.00	272	360	AVERAGE	<table border="1"> <thead> <tr> <th>Limit</th> <th>Read</th> <th>Ant</th> <th>Cable</th> <th>Preamp</th> <th>Aux</th> <th>APos</th> <th>TPos</th> <th colspan="2"></th> </tr> <tr> <th>Freq</th> <th>Level</th> <th>Line</th> <th>Margin</th> <th>Level</th> <th>Factor</th> <th>Loss</th> <th>Factor</th> <th>Factor</th> <th>Remark</th> </tr> <tr> <th>MHz</th> <th>dBuV/m</th> <th>dBuV/m</th> <th>dB</th> <th>dBuV</th> <th>dB/m</th> <th>dB</th> <th>dB</th> <th>dB</th> <th>cm</th> <th>deg</th> </tr> </thead> <tbody> <tr> <td>1</td> <td>2412.00</td> <td>95.91</td> <td>-----</td> <td>-----</td> <td>83.85</td> <td>32.22</td> <td>6.64</td> <td>32.80</td> <td>6.00</td> <td>272</td> <td>360</td> <td>AVERAGE</td> </tr> </tbody> </table>					Limit	Read	Ant	Cable	Preamp	Aux	APos	TPos			Freq	Level	Line	Margin	Level	Factor	Loss	Factor	Factor	Remark	MHz	dBuV/m	dBuV/m	dB	dBuV	dB/m	dB	dB	dB	cm	deg	1	2412.00	95.91	-----	-----	83.85	32.22	6.64	32.80	6.00	272	360
Limit	Read	Ant	Cable	Preamp	Aux	APos	TPos																																																																																											
Freq	Level	Line	Margin	Level	Factor	Loss	Factor	Factor	Remark																																																																																									
MHz	dBuV/m	dBuV/m	dB	dBuV	dB/m	dB	dB	dB	cm	deg																																																																																								
1	2389.95	45.61	54.00	-8.39	33.75	32.12	6.60	32.86	6.00	272	360	AVERAGE																																																																																						
Limit	Read	Ant	Cable	Preamp	Aux	APos	TPos																																																																																											
Freq	Level	Line	Margin	Level	Factor	Loss	Factor	Factor	Remark																																																																																									
MHz	dBuV/m	dBuV/m	dB	dBuV	dB/m	dB	dB	dB	cm	deg																																																																																								
1	2412.00	95.91	-----	-----	83.85	32.22	6.64	32.80	6.00	272	360	AVERAGE																																																																																						



		4																																																																																																
Mode		Band Edge																																																																																																
		2400-2483.5_802.11g_CH01_2412MHz																																																																																																
Pol.	Vertical	Fundamental																																																																																																
Peak	<table border="1"> <thead> <tr> <th colspan="2"></th> <th>Limit</th> <th>Read</th> <th>Ant</th> <th>Cable</th> <th>Preamp</th> <th>Aux</th> <th>APos</th> <th>TPos</th> <th colspan="2"></th> </tr> <tr> <th>Freq</th> <th>Level</th> <th>Line Margin</th> <th>Level</th> <th>Factor</th> <th>Loss Factor</th> <th>Factor</th> <th>Factor</th> <th></th> <th></th> <th>cm</th> <th>deg</th> </tr> <tr> <th>MHz</th> <th>dBuV/m</th> <th>dBuV/m</th> <th>dB</th> <th>dBuV</th> <th>dB/m</th> <th>dB</th> <th>dB</th> <th>dB</th> <th>cm</th> <th>deg</th> <th></th> </tr> </thead> <tbody> <tr> <td>1</td> <td>2389.82</td> <td>71.47</td> <td>74.00</td> <td>-2.53</td> <td>59.61</td> <td>32.12</td> <td>6.60</td> <td>32.86</td> <td>6.00</td> <td>178</td> <td>0 PEAK</td> </tr> </tbody> </table>			Limit	Read	Ant	Cable	Preamp	Aux	APos	TPos			Freq	Level	Line Margin	Level	Factor	Loss Factor	Factor	Factor			cm	deg	MHz	dBuV/m	dBuV/m	dB	dBuV	dB/m	dB	dB	dB	cm	deg		1	2389.82	71.47	74.00	-2.53	59.61	32.12	6.60	32.86	6.00	178	0 PEAK	<table border="1"> <thead> <tr> <th colspan="2"></th> <th>Limit</th> <th>Read</th> <th>Ant</th> <th>Cable</th> <th>Preamp</th> <th>Aux</th> <th>APos</th> <th>TPos</th> <th colspan="2"></th> </tr> <tr> <th>Freq</th> <th>Level</th> <th>Line Margin</th> <th>Level</th> <th>Factor</th> <th>Loss Factor</th> <th>Factor</th> <th>Factor</th> <th></th> <th></th> <th>cm</th> <th>deg</th> </tr> <tr> <th>MHz</th> <th>dBuV/m</th> <th>dBuV/m</th> <th>dB</th> <th>dBuV</th> <th>dB/m</th> <th>dB</th> <th>dB</th> <th>dB</th> <th>cm</th> <th>deg</th> <th></th> </tr> </thead> <tbody> <tr> <td>1</td> <td>2412.00</td> <td>109.81</td> <td>-----</td> <td>-----</td> <td>97.81</td> <td>32.17</td> <td>6.64</td> <td>32.81</td> <td>6.00</td> <td>178</td> <td>0 PEAK</td> </tr> </tbody> </table>			Limit	Read	Ant	Cable	Preamp	Aux	APos	TPos			Freq	Level	Line Margin	Level	Factor	Loss Factor	Factor	Factor			cm	deg	MHz	dBuV/m	dBuV/m	dB	dBuV	dB/m	dB	dB	dB	cm	deg		1	2412.00	109.81	-----	-----	97.81	32.17	6.64	32.81	6.00	178	0 PEAK
		Limit	Read	Ant	Cable	Preamp	Aux	APos	TPos																																																																																									
Freq	Level	Line Margin	Level	Factor	Loss Factor	Factor	Factor			cm	deg																																																																																							
MHz	dBuV/m	dBuV/m	dB	dBuV	dB/m	dB	dB	dB	cm	deg																																																																																								
1	2389.82	71.47	74.00	-2.53	59.61	32.12	6.60	32.86	6.00	178	0 PEAK																																																																																							
		Limit	Read	Ant	Cable	Preamp	Aux	APos	TPos																																																																																									
Freq	Level	Line Margin	Level	Factor	Loss Factor	Factor	Factor			cm	deg																																																																																							
MHz	dBuV/m	dBuV/m	dB	dBuV	dB/m	dB	dB	dB	cm	deg																																																																																								
1	2412.00	109.81	-----	-----	97.81	32.17	6.64	32.81	6.00	178	0 PEAK																																																																																							
Avg	<table border="1"> <thead> <tr> <th colspan="2"></th> <th>Limit</th> <th>Read</th> <th>Ant</th> <th>Cable</th> <th>Preamp</th> <th>Aux</th> <th>APos</th> <th>TPos</th> <th colspan="2"></th> </tr> <tr> <th>Freq</th> <th>Level</th> <th>Line Margin</th> <th>Level</th> <th>Factor</th> <th>Loss Factor</th> <th>Factor</th> <th>Factor</th> <th></th> <th></th> <th>cm</th> <th>deg</th> </tr> <tr> <th>MHz</th> <th>dBuV/m</th> <th>dBuV/m</th> <th>dB</th> <th>dBuV</th> <th>dB/m</th> <th>dB</th> <th>dB</th> <th>dB</th> <th>cm</th> <th>deg</th> <th></th> </tr> </thead> <tbody> <tr> <td>1</td> <td>2389.95</td> <td>52.35</td> <td>54.00</td> <td>-1.65</td> <td>40.49</td> <td>32.12</td> <td>6.60</td> <td>32.86</td> <td>6.00</td> <td>178</td> <td>0 AVERAGE</td> </tr> </tbody> </table>			Limit	Read	Ant	Cable	Preamp	Aux	APos	TPos			Freq	Level	Line Margin	Level	Factor	Loss Factor	Factor	Factor			cm	deg	MHz	dBuV/m	dBuV/m	dB	dBuV	dB/m	dB	dB	dB	cm	deg		1	2389.95	52.35	54.00	-1.65	40.49	32.12	6.60	32.86	6.00	178	0 AVERAGE	<table border="1"> <thead> <tr> <th colspan="2"></th> <th>Limit</th> <th>Read</th> <th>Ant</th> <th>Cable</th> <th>Preamp</th> <th>Aux</th> <th>APos</th> <th>TPos</th> <th colspan="2"></th> </tr> <tr> <th>Freq</th> <th>Level</th> <th>Line Margin</th> <th>Level</th> <th>Factor</th> <th>Loss Factor</th> <th>Factor</th> <th>Factor</th> <th></th> <th></th> <th>cm</th> <th>deg</th> </tr> <tr> <th>MHz</th> <th>dBuV/m</th> <th>dBuV/m</th> <th>dB</th> <th>dBuV</th> <th>dB/m</th> <th>dB</th> <th>dB</th> <th>dB</th> <th>cm</th> <th>deg</th> <th></th> </tr> </thead> <tbody> <tr> <td>1</td> <td>2412.00</td> <td>100.73</td> <td>-----</td> <td>-----</td> <td>88.80</td> <td>32.12</td> <td>6.63</td> <td>32.82</td> <td>6.00</td> <td>178</td> <td>0 AVERAGE</td> </tr> </tbody> </table>			Limit	Read	Ant	Cable	Preamp	Aux	APos	TPos			Freq	Level	Line Margin	Level	Factor	Loss Factor	Factor	Factor			cm	deg	MHz	dBuV/m	dBuV/m	dB	dBuV	dB/m	dB	dB	dB	cm	deg		1	2412.00	100.73	-----	-----	88.80	32.12	6.63	32.82	6.00	178	0 AVERAGE
		Limit	Read	Ant	Cable	Preamp	Aux	APos	TPos																																																																																									
Freq	Level	Line Margin	Level	Factor	Loss Factor	Factor	Factor			cm	deg																																																																																							
MHz	dBuV/m	dBuV/m	dB	dBuV	dB/m	dB	dB	dB	cm	deg																																																																																								
1	2389.95	52.35	54.00	-1.65	40.49	32.12	6.60	32.86	6.00	178	0 AVERAGE																																																																																							
		Limit	Read	Ant	Cable	Preamp	Aux	APos	TPos																																																																																									
Freq	Level	Line Margin	Level	Factor	Loss Factor	Factor	Factor			cm	deg																																																																																							
MHz	dBuV/m	dBuV/m	dB	dBuV	dB/m	dB	dB	dB	cm	deg																																																																																								
1	2412.00	100.73	-----	-----	88.80	32.12	6.63	32.82	6.00	178	0 AVERAGE																																																																																							





Mode	5																																																																																																																																																
	Harmonic																																																																																																																																																
	2400-2483.5_802.11g_CH06_2437MHz																																																																																																																																																
Pol.	Horizontal	Vertical																																																																																																																																															
Peak Avg																																																																																																																																																	
	<table border="1"> <thead> <tr> <th>Limit</th> <th>Read</th> <th>Ant</th> <th>Cable</th> <th>Preamp</th> <th>Aux</th> <th>APos</th> <th>TPos</th> <th colspan="2">Remark</th> </tr> <tr> <th>Freq</th> <th>Level</th> <th>Line Margin</th> <th>Level</th> <th>Factor</th> <th>Loss Factor</th> <th>Factor</th> <th></th> <th>cm</th> <th>deg</th> </tr> </thead> <tbody> <tr> <td>1</td> <td>4874.00</td> <td>58.16</td> <td>74.00</td> <td>-15.84</td> <td>76.36</td> <td>34.05</td> <td>9.52</td> <td>61.77</td> <td>0.00</td> <td>114</td> <td>183</td> <td>PEAK</td> </tr> <tr> <td>2</td> <td>4874.00</td> <td>47.36</td> <td>54.00</td> <td>-6.64</td> <td>65.56</td> <td>34.05</td> <td>9.52</td> <td>61.77</td> <td>0.00</td> <td>114</td> <td>183</td> <td>AVERAGE</td> </tr> <tr> <td>3</td> <td>7311.00</td> <td>53.47</td> <td>74.00</td> <td>-20.53</td> <td>68.02</td> <td>35.82</td> <td>11.69</td> <td>62.06</td> <td>0.00</td> <td>102</td> <td>129</td> <td>PEAK</td> </tr> <tr> <td>4</td> <td>7311.00</td> <td>40.92</td> <td>54.00</td> <td>-13.08</td> <td>55.47</td> <td>35.82</td> <td>11.69</td> <td>62.06</td> <td>0.00</td> <td>102</td> <td>129</td> <td>AVERAGE</td> </tr> </tbody> </table>	Limit	Read	Ant	Cable	Preamp	Aux	APos	TPos	Remark		Freq	Level	Line Margin	Level	Factor	Loss Factor	Factor		cm	deg	1	4874.00	58.16	74.00	-15.84	76.36	34.05	9.52	61.77	0.00	114	183	PEAK	2	4874.00	47.36	54.00	-6.64	65.56	34.05	9.52	61.77	0.00	114	183	AVERAGE	3	7311.00	53.47	74.00	-20.53	68.02	35.82	11.69	62.06	0.00	102	129	PEAK	4	7311.00	40.92	54.00	-13.08	55.47	35.82	11.69	62.06	0.00	102	129	AVERAGE	<table border="1"> <thead> <tr> <th>Limit</th> <th>Read</th> <th>Ant</th> <th>Cable</th> <th>Preamp</th> <th>Aux</th> <th>APos</th> <th>TPos</th> <th colspan="2">Remark</th> </tr> <tr> <th>Freq</th> <th>Level</th> <th>Line Margin</th> <th>Level</th> <th>Factor</th> <th>Loss Factor</th> <th>Factor</th> <th></th> <th>cm</th> <th>deg</th> </tr> </thead> <tbody> <tr> <td>1</td> <td>4874.00</td> <td>58.01</td> <td>74.00</td> <td>-15.99</td> <td>76.21</td> <td>34.05</td> <td>9.52</td> <td>61.77</td> <td>0.00</td> <td>100</td> <td>135</td> <td>PEAK</td> </tr> <tr> <td>2</td> <td>4874.00</td> <td>46.22</td> <td>54.00</td> <td>-7.78</td> <td>64.42</td> <td>34.05</td> <td>9.52</td> <td>61.77</td> <td>0.00</td> <td>100</td> <td>135</td> <td>AVERAGE</td> </tr> <tr> <td>3</td> <td>7311.00</td> <td>53.50</td> <td>74.00</td> <td>-20.50</td> <td>68.05</td> <td>35.82</td> <td>11.69</td> <td>62.06</td> <td>0.00</td> <td>101</td> <td>129</td> <td>PEAK</td> </tr> <tr> <td>4</td> <td>7311.00</td> <td>41.55</td> <td>54.00</td> <td>-12.45</td> <td>56.10</td> <td>35.82</td> <td>11.69</td> <td>62.06</td> <td>0.00</td> <td>101</td> <td>129</td> <td>AVERAGE</td> </tr> </tbody> </table>	Limit	Read	Ant	Cable	Preamp	Aux	APos	TPos	Remark		Freq	Level	Line Margin	Level	Factor	Loss Factor	Factor		cm	deg	1	4874.00	58.01	74.00	-15.99	76.21	34.05	9.52	61.77	0.00	100	135	PEAK	2	4874.00	46.22	54.00	-7.78	64.42	34.05	9.52	61.77	0.00	100	135	AVERAGE	3	7311.00	53.50	74.00	-20.50	68.05	35.82	11.69	62.06	0.00	101	129	PEAK	4	7311.00	41.55	54.00	-12.45	56.10	35.82	11.69	62.06	0.00	101	129
Limit	Read	Ant	Cable	Preamp	Aux	APos	TPos	Remark																																																																																																																																									
Freq	Level	Line Margin	Level	Factor	Loss Factor	Factor		cm	deg																																																																																																																																								
1	4874.00	58.16	74.00	-15.84	76.36	34.05	9.52	61.77	0.00	114	183	PEAK																																																																																																																																					
2	4874.00	47.36	54.00	-6.64	65.56	34.05	9.52	61.77	0.00	114	183	AVERAGE																																																																																																																																					
3	7311.00	53.47	74.00	-20.53	68.02	35.82	11.69	62.06	0.00	102	129	PEAK																																																																																																																																					
4	7311.00	40.92	54.00	-13.08	55.47	35.82	11.69	62.06	0.00	102	129	AVERAGE																																																																																																																																					
Limit	Read	Ant	Cable	Preamp	Aux	APos	TPos	Remark																																																																																																																																									
Freq	Level	Line Margin	Level	Factor	Loss Factor	Factor		cm	deg																																																																																																																																								
1	4874.00	58.01	74.00	-15.99	76.21	34.05	9.52	61.77	0.00	100	135	PEAK																																																																																																																																					
2	4874.00	46.22	54.00	-7.78	64.42	34.05	9.52	61.77	0.00	100	135	AVERAGE																																																																																																																																					
3	7311.00	53.50	74.00	-20.50	68.05	35.82	11.69	62.06	0.00	101	129	PEAK																																																																																																																																					
4	7311.00	41.55	54.00	-12.45	56.10	35.82	11.69	62.06	0.00	101	129	AVERAGE																																																																																																																																					



		6																																																																
Mode	Band Edge																																																																	
	2400-2483.5_802.11g_CH11_2462MHz																																																																	
Pol.	Horizontal		Fundamental																																																															
Peak																																																																		
	<table border="1"> <thead> <tr> <th>Limit</th> <th>Read</th> <th>Ant</th> <th>Cable</th> <th>Preamp</th> <th>Aux</th> <th>APos</th> <th>TPos</th> <th colspan="2">Remark</th> </tr> <tr> <th>Freq</th> <th>Level</th> <th>Line Margin</th> <th>Level Factor</th> <th>Loss Factor</th> <th>Factor</th> <th></th> <th></th> <th>cm</th> <th>deg</th> </tr> </thead> <tbody> <tr> <td>1</td> <td>2483.51</td> <td>65.48</td> <td>74.00</td> <td>-8.52</td> <td>53.05</td> <td>32.33</td> <td>6.73</td> <td>32.63</td> <td>6.00</td> <td>233</td> <td>0 PEAK</td> </tr> </tbody> </table>		Limit	Read	Ant	Cable	Preamp	Aux	APos	TPos	Remark		Freq	Level	Line Margin	Level Factor	Loss Factor	Factor			cm	deg	1	2483.51	65.48	74.00	-8.52	53.05	32.33	6.73	32.63	6.00	233	0 PEAK	<table border="1"> <thead> <tr> <th>Limit</th> <th>Read</th> <th>Ant</th> <th>Cable</th> <th>Preamp</th> <th>Aux</th> <th>APos</th> <th>TPos</th> <th colspan="2">Remark</th> </tr> <tr> <th>Freq</th> <th>Level</th> <th>Line Margin</th> <th>Level Factor</th> <th>Loss Factor</th> <th>Factor</th> <th></th> <th></th> <th>cm</th> <th>deg</th> </tr> </thead> <tbody> <tr> <td>1</td> <td>2462.00</td> <td>105.65</td> <td>-----</td> <td>-----</td> <td>93.15</td> <td>32.46</td> <td>6.71</td> <td>32.67</td> <td>6.00</td> <td>233</td> <td>0 PEAK</td> </tr> </tbody> </table>	Limit	Read	Ant	Cable	Preamp	Aux	APos	TPos	Remark		Freq	Level	Line Margin	Level Factor	Loss Factor	Factor			cm	deg	1	2462.00	105.65	-----	-----	93.15	32.46	6.71	32.67	6.00	233
Limit	Read	Ant	Cable	Preamp	Aux	APos	TPos	Remark																																																										
Freq	Level	Line Margin	Level Factor	Loss Factor	Factor			cm	deg																																																									
1	2483.51	65.48	74.00	-8.52	53.05	32.33	6.73	32.63	6.00	233	0 PEAK																																																							
Limit	Read	Ant	Cable	Preamp	Aux	APos	TPos	Remark																																																										
Freq	Level	Line Margin	Level Factor	Loss Factor	Factor			cm	deg																																																									
1	2462.00	105.65	-----	-----	93.15	32.46	6.71	32.67	6.00	233	0 PEAK																																																							
Avg																																																																		
	<table border="1"> <thead> <tr> <th>Limit</th> <th>Read</th> <th>Ant</th> <th>Cable</th> <th>Preamp</th> <th>Aux</th> <th>APos</th> <th>TPos</th> <th colspan="2">Remark</th> </tr> <tr> <th>Freq</th> <th>Level</th> <th>Line Margin</th> <th>Level Factor</th> <th>Loss Factor</th> <th>Factor</th> <th></th> <th></th> <th>cm</th> <th>deg</th> </tr> </thead> <tbody> <tr> <td>1</td> <td>2483.51</td> <td>48.11</td> <td>54.00</td> <td>-5.89</td> <td>35.68</td> <td>32.33</td> <td>6.73</td> <td>32.63</td> <td>6.00</td> <td>233</td> <td>0 AVERAGE</td> </tr> </tbody> </table>		Limit	Read	Ant	Cable	Preamp	Aux	APos	TPos	Remark		Freq	Level	Line Margin	Level Factor	Loss Factor	Factor			cm	deg	1	2483.51	48.11	54.00	-5.89	35.68	32.33	6.73	32.63	6.00	233	0 AVERAGE	<table border="1"> <thead> <tr> <th>Limit</th> <th>Read</th> <th>Ant</th> <th>Cable</th> <th>Preamp</th> <th>Aux</th> <th>APos</th> <th>TPos</th> <th colspan="2">Remark</th> </tr> <tr> <th>Freq</th> <th>Level</th> <th>Line Margin</th> <th>Level Factor</th> <th>Loss Factor</th> <th>Factor</th> <th></th> <th></th> <th>cm</th> <th>deg</th> </tr> </thead> <tbody> <tr> <td>1</td> <td>2462.00</td> <td>96.43</td> <td>-----</td> <td>-----</td> <td>83.93</td> <td>32.46</td> <td>6.71</td> <td>32.67</td> <td>6.00</td> <td>233</td> <td>0 AVERAGE</td> </tr> </tbody> </table>	Limit	Read	Ant	Cable	Preamp	Aux	APos	TPos	Remark		Freq	Level	Line Margin	Level Factor	Loss Factor	Factor			cm	deg	1	2462.00	96.43	-----	-----	83.93	32.46	6.71	32.67	6.00	233
Limit	Read	Ant	Cable	Preamp	Aux	APos	TPos	Remark																																																										
Freq	Level	Line Margin	Level Factor	Loss Factor	Factor			cm	deg																																																									
1	2483.51	48.11	54.00	-5.89	35.68	32.33	6.73	32.63	6.00	233	0 AVERAGE																																																							
Limit	Read	Ant	Cable	Preamp	Aux	APos	TPos	Remark																																																										
Freq	Level	Line Margin	Level Factor	Loss Factor	Factor			cm	deg																																																									
1	2462.00	96.43	-----	-----	83.93	32.46	6.71	32.67	6.00	233	0 AVERAGE																																																							



		6																																																			
Mode		Band Edge																																																			
		2400-2483.5_802.11g_CH11_2462MHz																																																			
Pol.		Vertical				Fundamental																																															
Peak	Vertical	<table border="1" style="width: 100%; border-collapse: collapse; margin-top: 10px;"> <thead> <tr> <th></th> <th>Limit</th> <th>Read</th> <th>Ant</th> <th>Cable</th> <th>Preamp</th> <th>Aux</th> <th>APos</th> <th>TPos</th> <th></th> </tr> <tr> <th>Freq</th> <th>Level</th> <th>Line Margin</th> <th>Level Factor</th> <th>Loss Factor</th> <th>Factor</th> <th>Factor</th> <th></th> <th></th> <th>Remark</th> </tr> <tr> <th></th> <th>MHz</th> <th>dBuV/m</th> <th>dBuV/m</th> <th>dB</th> <th>dBuV</th> <th>dB/m</th> <th>dB</th> <th>dB</th> <th>cm</th> <th>deg</th> </tr> </thead> <tbody> <tr> <td>1</td> <td>2484.08</td> <td>70.65</td> <td>74.00</td> <td>-3.35</td> <td>58.21</td> <td>32.33</td> <td>6.73</td> <td>32.62</td> <td>6.00</td> <td>100</td> <td>342</td> <td>PEAK</td> </tr> </tbody> </table>									Limit	Read	Ant	Cable	Preamp	Aux	APos	TPos		Freq	Level	Line Margin	Level Factor	Loss Factor	Factor	Factor			Remark		MHz	dBuV/m	dBuV/m	dB	dBuV	dB/m	dB	dB	cm	deg	1	2484.08	70.65	74.00	-3.35	58.21	32.33	6.73	32.62	6.00	100	342	PEAK
		Limit	Read	Ant	Cable	Preamp	Aux	APos	TPos																																												
Freq	Level	Line Margin	Level Factor	Loss Factor	Factor	Factor			Remark																																												
	MHz	dBuV/m	dBuV/m	dB	dBuV	dB/m	dB	dB	cm	deg																																											
1	2484.08	70.65	74.00	-3.35	58.21	32.33	6.73	32.62	6.00	100	342	PEAK																																									
Fundamental	<table border="1" style="width: 100%; border-collapse: collapse; margin-top: 10px;"> <thead> <tr> <th></th> <th>Limit</th> <th>Read</th> <th>Ant</th> <th>Cable</th> <th>Preamp</th> <th>Aux</th> <th>APos</th> <th>TPos</th> <th></th> </tr> <tr> <th>Freq</th> <th>Level</th> <th>Line Margin</th> <th>Level Factor</th> <th>Loss Factor</th> <th>Factor</th> <th>Factor</th> <th></th> <th></th> <th>Remark</th> </tr> <tr> <th></th> <th>MHz</th> <th>dBuV/m</th> <th>dBuV/m</th> <th>dB</th> <th>dBuV</th> <th>dB/m</th> <th>dB</th> <th>dB</th> <th>cm</th> <th>deg</th> </tr> </thead> <tbody> <tr> <td>1</td> <td>2462.00</td> <td>110.94</td> <td>-----</td> <td>-----</td> <td>98.39</td> <td>32.55</td> <td>6.70</td> <td>32.70</td> <td>6.00</td> <td>100</td> <td>342</td> <td>PEAK</td> </tr> </tbody> </table>									Limit	Read	Ant	Cable	Preamp	Aux	APos	TPos		Freq	Level	Line Margin	Level Factor	Loss Factor	Factor	Factor			Remark		MHz	dBuV/m	dBuV/m	dB	dBuV	dB/m	dB	dB	cm	deg	1	2462.00	110.94	-----	-----	98.39	32.55	6.70	32.70	6.00	100	342	PEAK	
	Limit	Read	Ant	Cable	Preamp	Aux	APos	TPos																																													
Freq	Level	Line Margin	Level Factor	Loss Factor	Factor	Factor			Remark																																												
	MHz	dBuV/m	dBuV/m	dB	dBuV	dB/m	dB	dB	cm	deg																																											
1	2462.00	110.94	-----	-----	98.39	32.55	6.70	32.70	6.00	100	342	PEAK																																									
Avg	Vertical	<table border="1" style="width: 100%; border-collapse: collapse; margin-top: 10px;"> <thead> <tr> <th></th> <th>Limit</th> <th>Read</th> <th>Ant</th> <th>Cable</th> <th>Preamp</th> <th>Aux</th> <th>APos</th> <th>TPos</th> <th></th> </tr> <tr> <th>Freq</th> <th>Level</th> <th>Line Margin</th> <th>Level Factor</th> <th>Loss Factor</th> <th>Factor</th> <th>Factor</th> <th></th> <th></th> <th>Remark</th> </tr> <tr> <th></th> <th>MHz</th> <th>dBuV/m</th> <th>dBuV/m</th> <th>dB</th> <th>dBuV</th> <th>dB/m</th> <th>dB</th> <th>dB</th> <th>cm</th> <th>deg</th> </tr> </thead> <tbody> <tr> <td>1</td> <td>2483.51</td> <td>52.19</td> <td>54.00</td> <td>-1.81</td> <td>39.76</td> <td>32.33</td> <td>6.73</td> <td>32.63</td> <td>6.00</td> <td>100</td> <td>342</td> <td>AVERAGE</td> </tr> </tbody> </table>									Limit	Read	Ant	Cable	Preamp	Aux	APos	TPos		Freq	Level	Line Margin	Level Factor	Loss Factor	Factor	Factor			Remark		MHz	dBuV/m	dBuV/m	dB	dBuV	dB/m	dB	dB	cm	deg	1	2483.51	52.19	54.00	-1.81	39.76	32.33	6.73	32.63	6.00	100	342	AVERAGE
		Limit	Read	Ant	Cable	Preamp	Aux	APos	TPos																																												
Freq	Level	Line Margin	Level Factor	Loss Factor	Factor	Factor			Remark																																												
	MHz	dBuV/m	dBuV/m	dB	dBuV	dB/m	dB	dB	cm	deg																																											
1	2483.51	52.19	54.00	-1.81	39.76	32.33	6.73	32.63	6.00	100	342	AVERAGE																																									
Fundamental	<table border="1" style="width: 100%; border-collapse: collapse; margin-top: 10px;"> <thead> <tr> <th></th> <th>Limit</th> <th>Read</th> <th>Ant</th> <th>Cable</th> <th>Preamp</th> <th>Aux</th> <th>APos</th> <th>TPos</th> <th></th> </tr> <tr> <th>Freq</th> <th>Level</th> <th>Line Margin</th> <th>Level Factor</th> <th>Loss Factor</th> <th>Factor</th> <th>Factor</th> <th></th> <th></th> <th>Remark</th> </tr> <tr> <th></th> <th>MHz</th> <th>dBuV/m</th> <th>dBuV/m</th> <th>dB</th> <th>dBuV</th> <th>dB/m</th> <th>dB</th> <th>dB</th> <th>cm</th> <th>deg</th> </tr> </thead> <tbody> <tr> <td>1</td> <td>2462.00</td> <td>101.58</td> <td>-----</td> <td>-----</td> <td>89.03</td> <td>32.55</td> <td>6.70</td> <td>32.70</td> <td>6.00</td> <td>100</td> <td>342</td> <td>AVERAGE</td> </tr> </tbody> </table>									Limit	Read	Ant	Cable	Preamp	Aux	APos	TPos		Freq	Level	Line Margin	Level Factor	Loss Factor	Factor	Factor			Remark		MHz	dBuV/m	dBuV/m	dB	dBuV	dB/m	dB	dB	cm	deg	1	2462.00	101.58	-----	-----	89.03	32.55	6.70	32.70	6.00	100	342	AVERAGE	
	Limit	Read	Ant	Cable	Preamp	Aux	APos	TPos																																													
Freq	Level	Line Margin	Level Factor	Loss Factor	Factor	Factor			Remark																																												
	MHz	dBuV/m	dBuV/m	dB	dBuV	dB/m	dB	dB	cm	deg																																											
1	2462.00	101.58	-----	-----	89.03	32.55	6.70	32.70	6.00	100	342	AVERAGE																																									



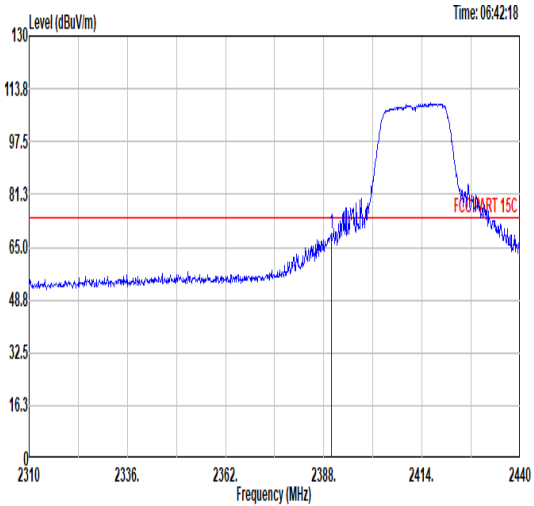
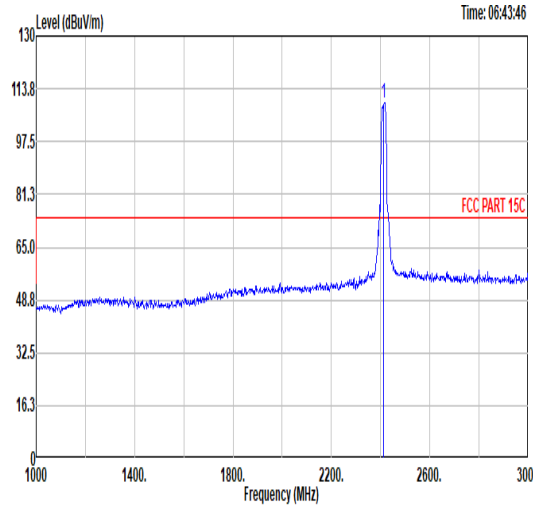
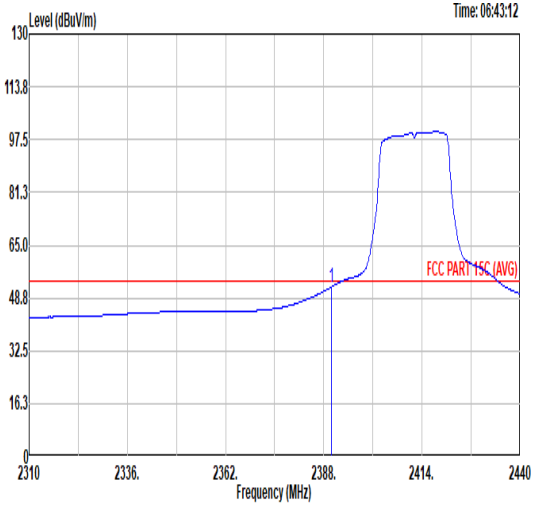
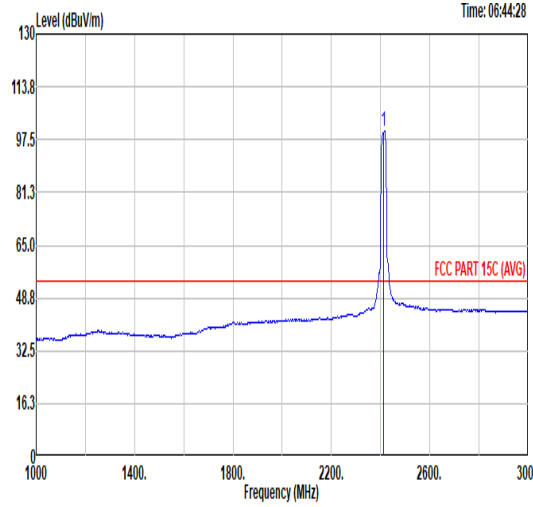
Mode	6																																																																																																																																													
	Harmonic																																																																																																																																													
	2400-2483.5_802.11g_CH11_2462MHz																																																																																																																																													
Pol.	Horizontal	Vertical																																																																																																																																												
Peak Avg	<table border="1"> <thead> <tr> <th></th> <th>Limit</th> <th>Read</th> <th>Ant</th> <th>Cable</th> <th>Preamp</th> <th>Aux</th> <th>APos</th> <th>TPos</th> <th></th> </tr> <tr> <th>Freq</th> <th>Level</th> <th>Line</th> <th>Margin</th> <th>Level</th> <th>Factor</th> <th>Loss</th> <th>Factor</th> <th>Factor</th> <th>Remark</th> </tr> <tr> <th></th> <th>MHz</th> <th>dBuV/m</th> <th>dBuV/m</th> <th>dB</th> <th>dBuV</th> <th>dB/m</th> <th>dB</th> <th>dB</th> <th>cm</th> <th>deg</th> </tr> </thead> <tbody> <tr> <td>1</td> <td>4924.00</td> <td>43.36</td> <td>74.00</td> <td>-30.64</td> <td>61.53</td> <td>34.00</td> <td>9.57</td> <td>61.74</td> <td>0.00</td> <td>---</td> <td>---</td> <td>PEAK</td> </tr> <tr> <td>2</td> <td>7386.00</td> <td>51.63</td> <td>74.00</td> <td>-22.37</td> <td>66.00</td> <td>35.97</td> <td>11.72</td> <td>62.06</td> <td>0.00</td> <td>115</td> <td>107</td> <td>PEAK</td> </tr> <tr> <td>3</td> <td>7386.00</td> <td>39.06</td> <td>54.00</td> <td>-14.94</td> <td>53.43</td> <td>35.97</td> <td>11.72</td> <td>62.06</td> <td>0.00</td> <td>115</td> <td>107</td> <td>AVERAGE</td> </tr> </tbody> </table>		Limit	Read	Ant	Cable	Preamp	Aux	APos	TPos		Freq	Level	Line	Margin	Level	Factor	Loss	Factor	Factor	Remark		MHz	dBuV/m	dBuV/m	dB	dBuV	dB/m	dB	dB	cm	deg	1	4924.00	43.36	74.00	-30.64	61.53	34.00	9.57	61.74	0.00	---	---	PEAK	2	7386.00	51.63	74.00	-22.37	66.00	35.97	11.72	62.06	0.00	115	107	PEAK	3	7386.00	39.06	54.00	-14.94	53.43	35.97	11.72	62.06	0.00	115	107	AVERAGE	<table border="1"> <thead> <tr> <th></th> <th>Limit</th> <th>Read</th> <th>Ant</th> <th>Cable</th> <th>Preamp</th> <th>Aux</th> <th>APos</th> <th>TPos</th> <th></th> </tr> <tr> <th>Freq</th> <th>Level</th> <th>Line</th> <th>Margin</th> <th>Level</th> <th>Factor</th> <th>Loss</th> <th>Factor</th> <th>Factor</th> <th>Remark</th> </tr> <tr> <th></th> <th>MHz</th> <th>dBuV/m</th> <th>dBuV/m</th> <th>dB</th> <th>dBuV</th> <th>dB/m</th> <th>dB</th> <th>dB</th> <th>cm</th> <th>deg</th> </tr> </thead> <tbody> <tr> <td>1</td> <td>4924.00</td> <td>50.46</td> <td>74.00</td> <td>-23.54</td> <td>68.63</td> <td>34.00</td> <td>9.57</td> <td>61.74</td> <td>0.00</td> <td>321</td> <td>60</td> <td>PEAK</td> </tr> <tr> <td>2</td> <td>4924.00</td> <td>39.38</td> <td>54.00</td> <td>-14.62</td> <td>57.55</td> <td>34.00</td> <td>9.57</td> <td>61.74</td> <td>0.00</td> <td>321</td> <td>60</td> <td>AVERAGE</td> </tr> <tr> <td>3</td> <td>7386.00</td> <td>45.25</td> <td>74.00</td> <td>-28.75</td> <td>59.62</td> <td>35.97</td> <td>11.72</td> <td>62.06</td> <td>0.00</td> <td>---</td> <td>---</td> <td>PEAK</td> </tr> </tbody> </table>		Limit	Read	Ant	Cable	Preamp	Aux	APos	TPos		Freq	Level	Line	Margin	Level	Factor	Loss	Factor	Factor	Remark		MHz	dBuV/m	dBuV/m	dB	dBuV	dB/m	dB	dB	cm	deg	1	4924.00	50.46	74.00	-23.54	68.63	34.00	9.57	61.74	0.00	321	60	PEAK	2	4924.00	39.38	54.00	-14.62	57.55	34.00	9.57	61.74	0.00	321	60	AVERAGE	3	7386.00	45.25	74.00	-28.75	59.62	35.97	11.72	62.06	0.00	---	---	PEAK
	Limit	Read	Ant	Cable	Preamp	Aux	APos	TPos																																																																																																																																						
Freq	Level	Line	Margin	Level	Factor	Loss	Factor	Factor	Remark																																																																																																																																					
	MHz	dBuV/m	dBuV/m	dB	dBuV	dB/m	dB	dB	cm	deg																																																																																																																																				
1	4924.00	43.36	74.00	-30.64	61.53	34.00	9.57	61.74	0.00	---	---	PEAK																																																																																																																																		
2	7386.00	51.63	74.00	-22.37	66.00	35.97	11.72	62.06	0.00	115	107	PEAK																																																																																																																																		
3	7386.00	39.06	54.00	-14.94	53.43	35.97	11.72	62.06	0.00	115	107	AVERAGE																																																																																																																																		
	Limit	Read	Ant	Cable	Preamp	Aux	APos	TPos																																																																																																																																						
Freq	Level	Line	Margin	Level	Factor	Loss	Factor	Factor	Remark																																																																																																																																					
	MHz	dBuV/m	dBuV/m	dB	dBuV	dB/m	dB	dB	cm	deg																																																																																																																																				
1	4924.00	50.46	74.00	-23.54	68.63	34.00	9.57	61.74	0.00	321	60	PEAK																																																																																																																																		
2	4924.00	39.38	54.00	-14.62	57.55	34.00	9.57	61.74	0.00	321	60	AVERAGE																																																																																																																																		
3	7386.00	45.25	74.00	-28.75	59.62	35.97	11.72	62.06	0.00	---	---	PEAK																																																																																																																																		





Mode		7																																																																																		
		Band Edge																																																																																		
		2400-2483.5_802.11n_HT20_CH01_2412MHz																																																																																		
Pol.	Horizontal	Fundamental																																																																																		
Peak	<table border="1"> <thead> <tr> <th>Limit</th> <th>Read</th> <th>Ant</th> <th>Cable</th> <th>Preamp</th> <th>Aux</th> <th>APos</th> <th>TPos</th> <th>Remark</th> </tr> <tr> <th>Freq</th> <th>Level</th> <th>Line Margin</th> <th>Level Factor</th> <th>Loss Factor</th> <th>Factor</th> <th></th> <th></th> <th></th> </tr> <tr> <th>MHz</th> <th>dBuV/m</th> <th>dBuV/m</th> <th>dB</th> <th>dBuV</th> <th>dB/m</th> <th>dB</th> <th>dB</th> <th>cm</th> <th>deg</th> </tr> </thead> <tbody> <tr> <td>1</td> <td>2389.43</td> <td>59.68</td> <td>74.00</td> <td>-14.32</td> <td>47.81</td> <td>32.13</td> <td>6.60</td> <td>32.86</td> <td>6.00</td> <td>271</td> <td>0</td> <td>PEAK</td> </tr> </tbody> </table>	Limit	Read	Ant	Cable	Preamp	Aux	APos	TPos	Remark	Freq	Level	Line Margin	Level Factor	Loss Factor	Factor				MHz	dBuV/m	dBuV/m	dB	dBuV	dB/m	dB	dB	cm	deg	1	2389.43	59.68	74.00	-14.32	47.81	32.13	6.60	32.86	6.00	271	0	PEAK	<table border="1"> <thead> <tr> <th>Limit</th> <th>Read</th> <th>Ant</th> <th>Cable</th> <th>Preamp</th> <th>Aux</th> <th>APos</th> <th>TPos</th> <th>Remark</th> </tr> <tr> <th>Freq</th> <th>Level</th> <th>Line Margin</th> <th>Level Factor</th> <th>Loss Factor</th> <th>Factor</th> <th></th> <th></th> <th></th> </tr> <tr> <th>MHz</th> <th>dBuV/m</th> <th>dBuV/m</th> <th>dB</th> <th>dBuV</th> <th>dB/m</th> <th>dB</th> <th>dB</th> <th>cm</th> <th>deg</th> </tr> </thead> <tbody> <tr> <td>1</td> <td>2412.00</td> <td>104.70</td> <td>-----</td> <td>-----</td> <td>92.64</td> <td>32.22</td> <td>6.64</td> <td>32.80</td> <td>6.00</td> <td>271</td> <td>0</td> <td>PEAK</td> </tr> </tbody> </table>	Limit	Read	Ant	Cable	Preamp	Aux	APos	TPos	Remark	Freq	Level	Line Margin	Level Factor	Loss Factor	Factor				MHz	dBuV/m	dBuV/m	dB	dBuV	dB/m	dB	dB	cm	deg	1	2412.00	104.70	-----	-----	92.64	32.22	6.64	32.80	6.00	271	0	PEAK
	Limit	Read	Ant	Cable	Preamp	Aux	APos	TPos	Remark																																																																											
Freq	Level	Line Margin	Level Factor	Loss Factor	Factor																																																																															
MHz	dBuV/m	dBuV/m	dB	dBuV	dB/m	dB	dB	cm	deg																																																																											
1	2389.43	59.68	74.00	-14.32	47.81	32.13	6.60	32.86	6.00	271	0	PEAK																																																																								
Limit	Read	Ant	Cable	Preamp	Aux	APos	TPos	Remark																																																																												
Freq	Level	Line Margin	Level Factor	Loss Factor	Factor																																																																															
MHz	dBuV/m	dBuV/m	dB	dBuV	dB/m	dB	dB	cm	deg																																																																											
1	2412.00	104.70	-----	-----	92.64	32.22	6.64	32.80	6.00	271	0	PEAK																																																																								
Avg	<table border="1"> <thead> <tr> <th>Limit</th> <th>Read</th> <th>Ant</th> <th>Cable</th> <th>Preamp</th> <th>Aux</th> <th>APos</th> <th>TPos</th> <th>Remark</th> </tr> <tr> <th>Freq</th> <th>Level</th> <th>Line Margin</th> <th>Level Factor</th> <th>Loss Factor</th> <th>Factor</th> <th></th> <th></th> <th></th> </tr> <tr> <th>MHz</th> <th>dBuV/m</th> <th>dBuV/m</th> <th>dB</th> <th>dBuV</th> <th>dB/m</th> <th>dB</th> <th>dB</th> <th>cm</th> <th>deg</th> </tr> </thead> <tbody> <tr> <td>1</td> <td>2389.95</td> <td>45.15</td> <td>54.00</td> <td>-8.85</td> <td>33.29</td> <td>32.12</td> <td>6.60</td> <td>32.86</td> <td>6.00</td> <td>271</td> <td>0</td> <td>AVERAGE</td> </tr> </tbody> </table>	Limit	Read	Ant	Cable	Preamp	Aux	APos	TPos	Remark	Freq	Level	Line Margin	Level Factor	Loss Factor	Factor				MHz	dBuV/m	dBuV/m	dB	dBuV	dB/m	dB	dB	cm	deg	1	2389.95	45.15	54.00	-8.85	33.29	32.12	6.60	32.86	6.00	271	0	AVERAGE	<table border="1"> <thead> <tr> <th>Limit</th> <th>Read</th> <th>Ant</th> <th>Cable</th> <th>Preamp</th> <th>Aux</th> <th>APos</th> <th>TPos</th> <th>Remark</th> </tr> <tr> <th>Freq</th> <th>Level</th> <th>Line Margin</th> <th>Level Factor</th> <th>Loss Factor</th> <th>Factor</th> <th></th> <th></th> <th></th> </tr> <tr> <th>MHz</th> <th>dBuV/m</th> <th>dBuV/m</th> <th>dB</th> <th>dBuV</th> <th>dB/m</th> <th>dB</th> <th>dB</th> <th>cm</th> <th>deg</th> </tr> </thead> <tbody> <tr> <td>1</td> <td>2412.00</td> <td>95.39</td> <td>-----</td> <td>-----</td> <td>83.33</td> <td>32.22</td> <td>6.64</td> <td>32.80</td> <td>6.00</td> <td>271</td> <td>0</td> <td>AVERAGE</td> </tr> </tbody> </table>	Limit	Read	Ant	Cable	Preamp	Aux	APos	TPos	Remark	Freq	Level	Line Margin	Level Factor	Loss Factor	Factor				MHz	dBuV/m	dBuV/m	dB	dBuV	dB/m	dB	dB	cm	deg	1	2412.00	95.39	-----	-----	83.33	32.22	6.64	32.80	6.00	271	0	AVERAGE
Limit	Read	Ant	Cable	Preamp	Aux	APos	TPos	Remark																																																																												
Freq	Level	Line Margin	Level Factor	Loss Factor	Factor																																																																															
MHz	dBuV/m	dBuV/m	dB	dBuV	dB/m	dB	dB	cm	deg																																																																											
1	2389.95	45.15	54.00	-8.85	33.29	32.12	6.60	32.86	6.00	271	0	AVERAGE																																																																								
Limit	Read	Ant	Cable	Preamp	Aux	APos	TPos	Remark																																																																												
Freq	Level	Line Margin	Level Factor	Loss Factor	Factor																																																																															
MHz	dBuV/m	dBuV/m	dB	dBuV	dB/m	dB	dB	cm	deg																																																																											
1	2412.00	95.39	-----	-----	83.33	32.22	6.64	32.80	6.00	271	0	AVERAGE																																																																								



		7																																																																	
Mode		Band Edge																																																																	
		2400-2483.5_802.11n_HT20_CH01_2412MHz																																																																	
Pol.		Vertical					Fundamental																																																												
Peak	 <p>Time: 06:42:18</p> <p>Level (dBuV/m)</p> <p>Frequency (MHz)</p>	 <p>Time: 06:43:46</p> <p>Level (dBuV/m)</p> <p>Frequency (MHz)</p>																																																																	
	<table border="1"> <thead> <tr> <th>Limit</th> <th>Read</th> <th>Ant</th> <th>Cable</th> <th>Preamp</th> <th>Aux</th> <th>Apos</th> <th>Tpos</th> <th colspan="2">Remark</th> </tr> <tr> <th>Freq</th> <th>Level</th> <th>Line Margin</th> <th>Level Factor</th> <th>Loss Factor</th> <th>Factor</th> <th>Factor</th> <th>Factor</th> <th>cm</th> <th>deg</th> </tr> </thead> <tbody> <tr> <td>1</td> <td>2389.95</td> <td>68.95</td> <td>74.00</td> <td>-5.05</td> <td>57.09</td> <td>32.12</td> <td>6.60</td> <td>32.86</td> <td>6.00</td> <td>145</td> <td>360</td> <td>PEAK</td> </tr> </tbody> </table>	Limit	Read	Ant	Cable	Preamp	Aux	Apos	Tpos	Remark		Freq	Level	Line Margin	Level Factor	Loss Factor	Factor	Factor	Factor	cm	deg	1	2389.95	68.95	74.00	-5.05	57.09	32.12	6.60	32.86	6.00	145	360	PEAK	<table border="1"> <thead> <tr> <th>Limit</th> <th>Read</th> <th>Ant</th> <th>Cable</th> <th>Preamp</th> <th>Aux</th> <th>Apos</th> <th>Tpos</th> <th colspan="2">Remark</th> </tr> <tr> <th>Freq</th> <th>Level</th> <th>Line Margin</th> <th>Level Factor</th> <th>Loss Factor</th> <th>Factor</th> <th>Factor</th> <th>Factor</th> <th>cm</th> <th>deg</th> </tr> </thead> <tbody> <tr> <td>1</td> <td>2412.00</td> <td>109.48</td> <td>-----</td> <td>-----</td> <td>97.42</td> <td>32.22</td> <td>6.64</td> <td>32.80</td> <td>6.00</td> <td>145</td> <td>360</td> <td>PEAK</td> </tr> </tbody> </table>	Limit	Read	Ant	Cable	Preamp	Aux	Apos	Tpos	Remark		Freq	Level	Line Margin	Level Factor	Loss Factor	Factor	Factor	Factor	cm	deg	1	2412.00	109.48	-----	-----	97.42	32.22	6.64	32.80	6.00	145	360
Limit	Read	Ant	Cable	Preamp	Aux	Apos	Tpos	Remark																																																											
Freq	Level	Line Margin	Level Factor	Loss Factor	Factor	Factor	Factor	cm	deg																																																										
1	2389.95	68.95	74.00	-5.05	57.09	32.12	6.60	32.86	6.00	145	360	PEAK																																																							
Limit	Read	Ant	Cable	Preamp	Aux	Apos	Tpos	Remark																																																											
Freq	Level	Line Margin	Level Factor	Loss Factor	Factor	Factor	Factor	cm	deg																																																										
1	2412.00	109.48	-----	-----	97.42	32.22	6.64	32.80	6.00	145	360	PEAK																																																							
Avg	 <p>Time: 06:43:12</p> <p>Level (dBuV/m)</p> <p>Frequency (MHz)</p>	 <p>Time: 06:44:28</p> <p>Level (dBuV/m)</p> <p>Frequency (MHz)</p>																																																																	
	<table border="1"> <thead> <tr> <th>Limit</th> <th>Read</th> <th>Ant</th> <th>Cable</th> <th>Preamp</th> <th>Aux</th> <th>Apos</th> <th>Tpos</th> <th colspan="2">Remark</th> </tr> <tr> <th>Freq</th> <th>Level</th> <th>Line Margin</th> <th>Level Factor</th> <th>Loss Factor</th> <th>Factor</th> <th>Factor</th> <th>Factor</th> <th>cm</th> <th>deg</th> </tr> </thead> <tbody> <tr> <td>1</td> <td>2389.95</td> <td>52.02</td> <td>54.00</td> <td>-1.98</td> <td>40.16</td> <td>32.12</td> <td>6.60</td> <td>32.86</td> <td>6.00</td> <td>145</td> <td>360</td> <td>AVERAGE</td> </tr> </tbody> </table>	Limit	Read	Ant	Cable	Preamp	Aux	Apos	Tpos	Remark		Freq	Level	Line Margin	Level Factor	Loss Factor	Factor	Factor	Factor	cm	deg	1	2389.95	52.02	54.00	-1.98	40.16	32.12	6.60	32.86	6.00	145	360	AVERAGE	<table border="1"> <thead> <tr> <th>Limit</th> <th>Read</th> <th>Ant</th> <th>Cable</th> <th>Preamp</th> <th>Aux</th> <th>Apos</th> <th>Tpos</th> <th colspan="2">Remark</th> </tr> <tr> <th>Freq</th> <th>Level</th> <th>Line Margin</th> <th>Level Factor</th> <th>Loss Factor</th> <th>Factor</th> <th>Factor</th> <th>Factor</th> <th>cm</th> <th>deg</th> </tr> </thead> <tbody> <tr> <td>1</td> <td>2412.00</td> <td>100.18</td> <td>-----</td> <td>-----</td> <td>88.12</td> <td>32.22</td> <td>6.64</td> <td>32.80</td> <td>6.00</td> <td>145</td> <td>360</td> <td>AVERAGE</td> </tr> </tbody> </table>	Limit	Read	Ant	Cable	Preamp	Aux	Apos	Tpos	Remark		Freq	Level	Line Margin	Level Factor	Loss Factor	Factor	Factor	Factor	cm	deg	1	2412.00	100.18	-----	-----	88.12	32.22	6.64	32.80	6.00	145	360
Limit	Read	Ant	Cable	Preamp	Aux	Apos	Tpos	Remark																																																											
Freq	Level	Line Margin	Level Factor	Loss Factor	Factor	Factor	Factor	cm	deg																																																										
1	2389.95	52.02	54.00	-1.98	40.16	32.12	6.60	32.86	6.00	145	360	AVERAGE																																																							
Limit	Read	Ant	Cable	Preamp	Aux	Apos	Tpos	Remark																																																											
Freq	Level	Line Margin	Level Factor	Loss Factor	Factor	Factor	Factor	cm	deg																																																										
1	2412.00	100.18	-----	-----	88.12	32.22	6.64	32.80	6.00	145	360	AVERAGE																																																							



Mode	7																																																																																			
	Harmonic																																																																																			
	2400-2483.5_802.11n HT20_CH01_2412MHz																																																																																			
Pol.	Horizontal	Vertical																																																																																		
Peak Avg	<p>Time: 01:37:47</p> <table border="1"> <thead> <tr> <th>Limit</th> <th>Read</th> <th>Ant</th> <th>Cable</th> <th>Preamp</th> <th>Aux</th> <th>APos</th> <th>TPos</th> <th>Remark</th> </tr> <tr> <th>Freq</th> <th>Level</th> <th>Line Margin</th> <th>Level Factor</th> <th>Loss Factor</th> <th>Factor</th> <th></th> <th></th> <th></th> </tr> <tr> <th>MHz</th> <th>dBuV/m</th> <th>dBuV/m</th> <th>dB</th> <th>dBuV</th> <th>dB/m</th> <th>dB</th> <th>dB</th> <th>cm</th> <th>deg</th> </tr> </thead> <tbody> <tr> <td>1</td> <td>4824.00</td> <td>44.26</td> <td>74.00</td> <td>-29.74</td> <td>62.45</td> <td>34.15</td> <td>9.47</td> <td>61.81</td> <td>0.00</td> <td>---</td> <td>---</td> <td>PEAK</td> </tr> </tbody> </table>	Limit	Read	Ant	Cable	Preamp	Aux	APos	TPos	Remark	Freq	Level	Line Margin	Level Factor	Loss Factor	Factor				MHz	dBuV/m	dBuV/m	dB	dBuV	dB/m	dB	dB	cm	deg	1	4824.00	44.26	74.00	-29.74	62.45	34.15	9.47	61.81	0.00	---	---	PEAK	<p>Time: 01:43:55</p> <table border="1"> <thead> <tr> <th>Limit</th> <th>Read</th> <th>Ant</th> <th>Cable</th> <th>Preamp</th> <th>Aux</th> <th>APos</th> <th>TPos</th> <th>Remark</th> </tr> <tr> <th>Freq</th> <th>Level</th> <th>Line Margin</th> <th>Level Factor</th> <th>Loss Factor</th> <th>Factor</th> <th></th> <th></th> <th></th> </tr> <tr> <th>MHz</th> <th>dBuV/m</th> <th>dBuV/m</th> <th>dB</th> <th>dBuV</th> <th>dB/m</th> <th>dB</th> <th>dB</th> <th>cm</th> <th>deg</th> </tr> </thead> <tbody> <tr> <td>1</td> <td>4824.00</td> <td>44.16</td> <td>74.00</td> <td>-29.84</td> <td>62.35</td> <td>34.15</td> <td>9.47</td> <td>61.81</td> <td>0.00</td> <td>---</td> <td>---</td> <td>PEAK</td> </tr> </tbody> </table>	Limit	Read	Ant	Cable	Preamp	Aux	APos	TPos	Remark	Freq	Level	Line Margin	Level Factor	Loss Factor	Factor				MHz	dBuV/m	dBuV/m	dB	dBuV	dB/m	dB	dB	cm	deg	1	4824.00	44.16	74.00	-29.84	62.35	34.15	9.47	61.81	0.00	---	---	PEAK
Limit	Read	Ant	Cable	Preamp	Aux	APos	TPos	Remark																																																																												
Freq	Level	Line Margin	Level Factor	Loss Factor	Factor																																																																															
MHz	dBuV/m	dBuV/m	dB	dBuV	dB/m	dB	dB	cm	deg																																																																											
1	4824.00	44.26	74.00	-29.74	62.45	34.15	9.47	61.81	0.00	---	---	PEAK																																																																								
Limit	Read	Ant	Cable	Preamp	Aux	APos	TPos	Remark																																																																												
Freq	Level	Line Margin	Level Factor	Loss Factor	Factor																																																																															
MHz	dBuV/m	dBuV/m	dB	dBuV	dB/m	dB	dB	cm	deg																																																																											
1	4824.00	44.16	74.00	-29.84	62.35	34.15	9.47	61.81	0.00	---	---	PEAK																																																																								



Mode	8																																																																																																																																				
	Harmonic																																																																																																																																				
	2400-2483.5_802.11n_HT20_CH06_2437MHz																																																																																																																																				
Pol.	Horizontal	Vertical																																																																																																																																			
Peak Avg	<table border="1"> <thead> <tr> <th>Limit</th> <th>Read</th> <th>Ant</th> <th>Cable</th> <th>Preamp</th> <th>Aux</th> <th>APos</th> <th>TPos</th> <th colspan="2">Remark</th> </tr> <tr> <th>Freq</th> <th>Level</th> <th>Line Margin</th> <th>Level</th> <th>Factor</th> <th>Loss Factor</th> <th>Factor</th> <th></th> <th>cm</th> <th>deg</th> </tr> </thead> <tbody> <tr> <td>1</td> <td>4874.00</td> <td>50.71</td> <td>74.00</td> <td>-23.29</td> <td>68.91</td> <td>34.05</td> <td>9.52</td> <td>61.77</td> <td>0.00</td> <td>102</td> <td>175</td> <td>PEAK</td> </tr> <tr> <td>2</td> <td>4874.00</td> <td>39.28</td> <td>54.00</td> <td>-14.72</td> <td>57.48</td> <td>34.05</td> <td>9.52</td> <td>61.77</td> <td>0.00</td> <td>102</td> <td>175</td> <td>AVERAGE</td> </tr> <tr> <td>3</td> <td>7311.00</td> <td>48.96</td> <td>74.00</td> <td>-25.04</td> <td>63.51</td> <td>35.82</td> <td>11.69</td> <td>62.06</td> <td>0.00</td> <td>167</td> <td>0</td> <td>PEAK</td> </tr> <tr> <td>4</td> <td>7311.00</td> <td>36.33</td> <td>54.00</td> <td>-17.67</td> <td>50.88</td> <td>35.82</td> <td>11.69</td> <td>62.06</td> <td>0.00</td> <td>167</td> <td>0</td> <td>AVERAGE</td> </tr> </tbody> </table>	Limit	Read	Ant	Cable	Preamp	Aux	APos	TPos	Remark		Freq	Level	Line Margin	Level	Factor	Loss Factor	Factor		cm	deg	1	4874.00	50.71	74.00	-23.29	68.91	34.05	9.52	61.77	0.00	102	175	PEAK	2	4874.00	39.28	54.00	-14.72	57.48	34.05	9.52	61.77	0.00	102	175	AVERAGE	3	7311.00	48.96	74.00	-25.04	63.51	35.82	11.69	62.06	0.00	167	0	PEAK	4	7311.00	36.33	54.00	-17.67	50.88	35.82	11.69	62.06	0.00	167	0	AVERAGE	<table border="1"> <thead> <tr> <th>Limit</th> <th>Read</th> <th>Ant</th> <th>Cable</th> <th>Preamp</th> <th>Aux</th> <th>APos</th> <th>TPos</th> <th colspan="2">Remark</th> </tr> <tr> <th>Freq</th> <th>Level</th> <th>Line Margin</th> <th>Level</th> <th>Factor</th> <th>Loss Factor</th> <th>Factor</th> <th></th> <th>cm</th> <th>deg</th> </tr> </thead> <tbody> <tr> <td>1</td> <td>4874.00</td> <td>50.28</td> <td>74.00</td> <td>-23.72</td> <td>68.48</td> <td>34.05</td> <td>9.52</td> <td>61.77</td> <td>0.00</td> <td>187</td> <td>360</td> <td>PEAK</td> </tr> <tr> <td>2</td> <td>4874.00</td> <td>39.67</td> <td>54.00</td> <td>-14.33</td> <td>57.87</td> <td>34.05</td> <td>9.52</td> <td>61.77</td> <td>0.00</td> <td>187</td> <td>360</td> <td>AVERAGE</td> </tr> <tr> <td>3</td> <td>7311.00</td> <td>43.86</td> <td>74.00</td> <td>-30.14</td> <td>58.41</td> <td>35.82</td> <td>11.69</td> <td>62.06</td> <td>0.00</td> <td>---</td> <td>---</td> <td>PEAK</td> </tr> </tbody> </table>	Limit	Read	Ant	Cable	Preamp	Aux	APos	TPos	Remark		Freq	Level	Line Margin	Level	Factor	Loss Factor	Factor		cm	deg	1	4874.00	50.28	74.00	-23.72	68.48	34.05	9.52	61.77	0.00	187	360	PEAK	2	4874.00	39.67	54.00	-14.33	57.87	34.05	9.52	61.77	0.00	187	360	AVERAGE	3	7311.00	43.86	74.00	-30.14	58.41	35.82	11.69	62.06	0.00	---	---	PEAK
	Limit	Read	Ant	Cable	Preamp	Aux	APos	TPos	Remark																																																																																																																												
Freq	Level	Line Margin	Level	Factor	Loss Factor	Factor		cm	deg																																																																																																																												
1	4874.00	50.71	74.00	-23.29	68.91	34.05	9.52	61.77	0.00	102	175	PEAK																																																																																																																									
2	4874.00	39.28	54.00	-14.72	57.48	34.05	9.52	61.77	0.00	102	175	AVERAGE																																																																																																																									
3	7311.00	48.96	74.00	-25.04	63.51	35.82	11.69	62.06	0.00	167	0	PEAK																																																																																																																									
4	7311.00	36.33	54.00	-17.67	50.88	35.82	11.69	62.06	0.00	167	0	AVERAGE																																																																																																																									
Limit	Read	Ant	Cable	Preamp	Aux	APos	TPos	Remark																																																																																																																													
Freq	Level	Line Margin	Level	Factor	Loss Factor	Factor		cm	deg																																																																																																																												
1	4874.00	50.28	74.00	-23.72	68.48	34.05	9.52	61.77	0.00	187	360	PEAK																																																																																																																									
2	4874.00	39.67	54.00	-14.33	57.87	34.05	9.52	61.77	0.00	187	360	AVERAGE																																																																																																																									
3	7311.00	43.86	74.00	-30.14	58.41	35.82	11.69	62.06	0.00	---	---	PEAK																																																																																																																									



		9																																																							
Mode		Band Edge																																																							
		2400-2483.5_802.11n_HT20_CH11_2462MHz																																																							
Pol.		Horizontal					Fundamental																																																		
Peak																																																									
		<table border="1" style="width: 100%; border-collapse: collapse;"> <thead> <tr> <th>Limit</th> <th>Read</th> <th>Ant</th> <th>Cable</th> <th>Preamp</th> <th>Aux</th> <th>APos</th> <th>TPos</th> <th colspan="3">Remark</th> </tr> <tr> <th>Freq</th> <th>Level</th> <th>Line</th> <th>Margin</th> <th>Level</th> <th>Factor</th> <th>Loss</th> <th>Factor</th> <th>Factor</th> <th></th> <th></th> <th></th> </tr> <tr> <th>MHz</th> <th>dBuV/m</th> <th>dBuV/m</th> <th>dB</th> <th>dBuV</th> <th>dB/m</th> <th>dB</th> <th>dB</th> <th>dB</th> <th>cm</th> <th>deg</th> <th></th> </tr> </thead> <tbody> <tr> <td>1</td> <td>2484.15</td> <td>64.53</td> <td>74.00</td> <td>-9.47</td> <td>52.09</td> <td>32.33</td> <td>6.73</td> <td>32.62</td> <td>6.00</td> <td>232</td> <td>0 PEAK</td> </tr> </tbody> </table>										Limit	Read	Ant	Cable	Preamp	Aux	APos	TPos	Remark			Freq	Level	Line	Margin	Level	Factor	Loss	Factor	Factor				MHz	dBuV/m	dBuV/m	dB	dBuV	dB/m	dB	dB	dB	cm	deg		1	2484.15	64.53	74.00	-9.47	52.09	32.33	6.73	32.62	6.00	232
Limit	Read	Ant	Cable	Preamp	Aux	APos	TPos	Remark																																																	
Freq	Level	Line	Margin	Level	Factor	Loss	Factor	Factor																																																	
MHz	dBuV/m	dBuV/m	dB	dBuV	dB/m	dB	dB	dB	cm	deg																																															
1	2484.15	64.53	74.00	-9.47	52.09	32.33	6.73	32.62	6.00	232	0 PEAK																																														
Avg																																																									
		<table border="1" style="width: 100%; border-collapse: collapse;"> <thead> <tr> <th>Limit</th> <th>Read</th> <th>Ant</th> <th>Cable</th> <th>Preamp</th> <th>Aux</th> <th>APos</th> <th>TPos</th> <th colspan="3">Remark</th> </tr> <tr> <th>Freq</th> <th>Level</th> <th>Line</th> <th>Margin</th> <th>Level</th> <th>Factor</th> <th>Loss</th> <th>Factor</th> <th>Factor</th> <th></th> <th></th> <th></th> </tr> <tr> <th>MHz</th> <th>dBuV/m</th> <th>dBuV/m</th> <th>dB</th> <th>dBuV</th> <th>dB/m</th> <th>dB</th> <th>dB</th> <th>dB</th> <th>cm</th> <th>deg</th> <th></th> </tr> </thead> <tbody> <tr> <td>1</td> <td>2483.51</td> <td>47.30</td> <td>54.00</td> <td>-6.70</td> <td>34.87</td> <td>32.33</td> <td>6.73</td> <td>32.63</td> <td>6.00</td> <td>232</td> <td>0 AVERAGE</td> </tr> </tbody> </table>										Limit	Read	Ant	Cable	Preamp	Aux	APos	TPos	Remark			Freq	Level	Line	Margin	Level	Factor	Loss	Factor	Factor				MHz	dBuV/m	dBuV/m	dB	dBuV	dB/m	dB	dB	dB	cm	deg		1	2483.51	47.30	54.00	-6.70	34.87	32.33	6.73	32.63	6.00	232
Limit	Read	Ant	Cable	Preamp	Aux	APos	TPos	Remark																																																	
Freq	Level	Line	Margin	Level	Factor	Loss	Factor	Factor																																																	
MHz	dBuV/m	dBuV/m	dB	dBuV	dB/m	dB	dB	dB	cm	deg																																															
1	2483.51	47.30	54.00	-6.70	34.87	32.33	6.73	32.63	6.00	232	0 AVERAGE																																														



		9																																																									
Mode		Band Edge																																																									
		2400-2483.5_802.11n_HT20_CH11_2462MHz																																																									
Pol.		Vertical					Fundamental																																																				
<b>Peak</b>	Vertical	<table border="1" style="width: 100%; border-collapse: collapse;"> <thead> <tr> <th>Limit</th> <th>Read</th> <th>Ant</th> <th>Cable</th> <th>Preamp</th> <th>Aux</th> <th>APos</th> <th>TPos</th> <th colspan="3">Remark</th> </tr> <tr> <th>Freq</th> <th>Level</th> <th>Line Margin</th> <th>Level Factor</th> <th>Loss Factor</th> <th>Factor</th> <th></th> <th></th> <th>MHz</th> <th>dBuV/m</th> <th>dBuV/m</th> <th>dB</th> <th>dBuV</th> <th>dB/m</th> <th>dB</th> <th>dB</th> <th>cm</th> <th>deg</th> </tr> </thead> <tbody> <tr> <td>1</td> <td>2483.66</td> <td>69.83</td> <td>74.00</td> <td>-4.17</td> <td>57.40</td> <td>32.33</td> <td>6.73</td> <td>32.63</td> <td>6.00</td> <td>100</td> <td>338</td> <td>PEAK</td> <td colspan="6"></td> </tr> </tbody> </table>										Limit	Read	Ant	Cable	Preamp	Aux	APos	TPos	Remark			Freq	Level	Line Margin	Level Factor	Loss Factor	Factor			MHz	dBuV/m	dBuV/m	dB	dBuV	dB/m	dB	dB	cm	deg	1	2483.66	69.83	74.00	-4.17	57.40	32.33	6.73	32.63	6.00	100	338	PEAK						
	Limit	Read	Ant	Cable	Preamp	Aux	APos	TPos	Remark																																																		
Freq	Level	Line Margin	Level Factor	Loss Factor	Factor			MHz	dBuV/m	dBuV/m	dB	dBuV	dB/m	dB	dB	cm	deg																																										
1	2483.66	69.83	74.00	-4.17	57.40	32.33	6.73	32.63	6.00	100	338	PEAK																																															
Fundamental	<table border="1" style="width: 100%; border-collapse: collapse;"> <thead> <tr> <th>Limit</th> <th>Read</th> <th>Ant</th> <th>Cable</th> <th>Preamp</th> <th>Aux</th> <th>APos</th> <th>TPos</th> <th colspan="3">Remark</th> </tr> <tr> <th>Freq</th> <th>Level</th> <th>Line Margin</th> <th>Level Factor</th> <th>Loss Factor</th> <th>Factor</th> <th></th> <th></th> <th>MHz</th> <th>dBuV/m</th> <th>dBuV/m</th> <th>dB</th> <th>dBuV</th> <th>dB/m</th> <th>dB</th> <th>dB</th> <th>cm</th> <th>deg</th> </tr> </thead> <tbody> <tr> <td>1</td> <td>2462.00</td> <td>110.06</td> <td>-----</td> <td>-----</td> <td>97.51</td> <td>32.54</td> <td>6.70</td> <td>32.69</td> <td>6.00</td> <td>100</td> <td>338</td> <td>PEAK</td> <td colspan="6"></td> </tr> </tbody> </table>										Limit	Read	Ant	Cable	Preamp	Aux	APos	TPos	Remark			Freq	Level	Line Margin	Level Factor	Loss Factor	Factor			MHz	dBuV/m	dBuV/m	dB	dBuV	dB/m	dB	dB	cm	deg	1	2462.00	110.06	-----	-----	97.51	32.54	6.70	32.69	6.00	100	338	PEAK							
Limit	Read	Ant	Cable	Preamp	Aux	APos	TPos	Remark																																																			
Freq	Level	Line Margin	Level Factor	Loss Factor	Factor			MHz	dBuV/m	dBuV/m	dB	dBuV	dB/m	dB	dB	cm	deg																																										
1	2462.00	110.06	-----	-----	97.51	32.54	6.70	32.69	6.00	100	338	PEAK																																															
<b>Avg</b>	Vertical	<table border="1" style="width: 100%; border-collapse: collapse;"> <thead> <tr> <th>Limit</th> <th>Read</th> <th>Ant</th> <th>Cable</th> <th>Preamp</th> <th>Aux</th> <th>APos</th> <th>TPos</th> <th colspan="3">Remark</th> </tr> <tr> <th>Freq</th> <th>Level</th> <th>Line Margin</th> <th>Level Factor</th> <th>Loss Factor</th> <th>Factor</th> <th></th> <th></th> <th>MHz</th> <th>dBuV/m</th> <th>dBuV/m</th> <th>dB</th> <th>dBuV</th> <th>dB/m</th> <th>dB</th> <th>dB</th> <th>cm</th> <th>deg</th> </tr> </thead> <tbody> <tr> <td>1</td> <td>2483.51</td> <td>52.07</td> <td>54.00</td> <td>-1.93</td> <td>39.64</td> <td>32.33</td> <td>6.73</td> <td>32.63</td> <td>6.00</td> <td>100</td> <td>338</td> <td>AVERAGE</td> <td colspan="6"></td> </tr> </tbody> </table>										Limit	Read	Ant	Cable	Preamp	Aux	APos	TPos	Remark			Freq	Level	Line Margin	Level Factor	Loss Factor	Factor			MHz	dBuV/m	dBuV/m	dB	dBuV	dB/m	dB	dB	cm	deg	1	2483.51	52.07	54.00	-1.93	39.64	32.33	6.73	32.63	6.00	100	338	AVERAGE						
	Limit	Read	Ant	Cable	Preamp	Aux	APos	TPos	Remark																																																		
Freq	Level	Line Margin	Level Factor	Loss Factor	Factor			MHz	dBuV/m	dBuV/m	dB	dBuV	dB/m	dB	dB	cm	deg																																										
1	2483.51	52.07	54.00	-1.93	39.64	32.33	6.73	32.63	6.00	100	338	AVERAGE																																															
Fundamental	<table border="1" style="width: 100%; border-collapse: collapse;"> <thead> <tr> <th>Limit</th> <th>Read</th> <th>Ant</th> <th>Cable</th> <th>Preamp</th> <th>Aux</th> <th>APos</th> <th>TPos</th> <th colspan="3">Remark</th> </tr> <tr> <th>Freq</th> <th>Level</th> <th>Line Margin</th> <th>Level Factor</th> <th>Loss Factor</th> <th>Factor</th> <th></th> <th></th> <th>MHz</th> <th>dBuV/m</th> <th>dBuV/m</th> <th>dB</th> <th>dBuV</th> <th>dB/m</th> <th>dB</th> <th>dB</th> <th>cm</th> <th>deg</th> </tr> </thead> <tbody> <tr> <td>1</td> <td>2462.00</td> <td>100.56</td> <td>-----</td> <td>-----</td> <td>88.01</td> <td>32.55</td> <td>6.70</td> <td>32.70</td> <td>6.00</td> <td>100</td> <td>338</td> <td>AVERAGE</td> <td colspan="6"></td> </tr> </tbody> </table>										Limit	Read	Ant	Cable	Preamp	Aux	APos	TPos	Remark			Freq	Level	Line Margin	Level Factor	Loss Factor	Factor			MHz	dBuV/m	dBuV/m	dB	dBuV	dB/m	dB	dB	cm	deg	1	2462.00	100.56	-----	-----	88.01	32.55	6.70	32.70	6.00	100	338	AVERAGE							
Limit	Read	Ant	Cable	Preamp	Aux	APos	TPos	Remark																																																			
Freq	Level	Line Margin	Level Factor	Loss Factor	Factor			MHz	dBuV/m	dBuV/m	dB	dBuV	dB/m	dB	dB	cm	deg																																										
1	2462.00	100.56	-----	-----	88.01	32.55	6.70	32.70	6.00	100	338	AVERAGE																																															



Mode	9																																																																																																																																												
	Harmonic																																																																																																																																												
	2400-2483.5_802.11n HT20_CH11_2462MHz																																																																																																																																												
Pol.	Horizontal	Vertical																																																																																																																																											
Peak Avg	<p>Time: 08:24:35</p>	<p>Time: 08:13:46</p>																																																																																																																																											
	<table border="1"> <thead> <tr> <th>Limit</th> <th>Read</th> <th>Ant</th> <th>Cable</th> <th>Preamp</th> <th>Aux</th> <th>APos</th> <th>TPos</th> <th colspan="2"></th> </tr> <tr> <th>Freq</th> <th>Level</th> <th>Line</th> <th>Margin</th> <th>Level</th> <th>Factor</th> <th>Loss</th> <th>Factor</th> <th>Factor</th> <th>Remark</th> </tr> <tr> <th>MHz</th> <th>dBuV/m</th> <th>dBuV/m</th> <th>dB</th> <th>dBuV</th> <th>dB/m</th> <th>dB</th> <th>dB</th> <th>dB</th> <th>cm</th> <th>deg</th> </tr> </thead> <tbody> <tr> <td>1</td> <td>4924.00</td> <td>53.51</td> <td>74.00</td> <td>-20.49</td> <td>71.68</td> <td>34.00</td> <td>9.57</td> <td>61.74</td> <td>0.00</td> <td>108</td> <td>181</td> <td>PEAK</td> </tr> <tr> <td>2</td> <td>4924.00</td> <td>41.00</td> <td>54.00</td> <td>-13.00</td> <td>59.17</td> <td>34.00</td> <td>9.57</td> <td>61.74</td> <td>0.00</td> <td>108</td> <td>181</td> <td>AVERAGE</td> </tr> <tr> <td>3</td> <td>7386.00</td> <td>44.67</td> <td>74.00</td> <td>-29.33</td> <td>59.04</td> <td>35.97</td> <td>11.72</td> <td>62.06</td> <td>0.00</td> <td>---</td> <td>---</td> <td>PEAK</td> </tr> </tbody> </table>	Limit	Read	Ant	Cable	Preamp	Aux	APos	TPos			Freq	Level	Line	Margin	Level	Factor	Loss	Factor	Factor	Remark	MHz	dBuV/m	dBuV/m	dB	dBuV	dB/m	dB	dB	dB	cm	deg	1	4924.00	53.51	74.00	-20.49	71.68	34.00	9.57	61.74	0.00	108	181	PEAK	2	4924.00	41.00	54.00	-13.00	59.17	34.00	9.57	61.74	0.00	108	181	AVERAGE	3	7386.00	44.67	74.00	-29.33	59.04	35.97	11.72	62.06	0.00	---	---	PEAK	<table border="1"> <thead> <tr> <th>Limit</th> <th>Read</th> <th>Ant</th> <th>Cable</th> <th>Preamp</th> <th>Aux</th> <th>APos</th> <th>TPos</th> <th colspan="2"></th> </tr> <tr> <th>Freq</th> <th>Level</th> <th>Line</th> <th>Margin</th> <th>Level</th> <th>Factor</th> <th>Loss</th> <th>Factor</th> <th>Factor</th> <th>Remark</th> </tr> <tr> <th>MHz</th> <th>dBuV/m</th> <th>dBuV/m</th> <th>dB</th> <th>dBuV</th> <th>dB/m</th> <th>dB</th> <th>dB</th> <th>dB</th> <th>cm</th> <th>deg</th> </tr> </thead> <tbody> <tr> <td>1</td> <td>4924.00</td> <td>52.81</td> <td>74.00</td> <td>-21.19</td> <td>70.98</td> <td>34.00</td> <td>9.57</td> <td>61.74</td> <td>0.00</td> <td>107</td> <td>186</td> <td>PEAK</td> </tr> <tr> <td>2</td> <td>4924.00</td> <td>40.71</td> <td>54.00</td> <td>-13.29</td> <td>58.88</td> <td>34.00</td> <td>9.57</td> <td>61.74</td> <td>0.00</td> <td>107</td> <td>186</td> <td>AVERAGE</td> </tr> <tr> <td>3</td> <td>7386.00</td> <td>45.21</td> <td>74.00</td> <td>-28.79</td> <td>59.58</td> <td>35.97</td> <td>11.72</td> <td>62.06</td> <td>0.00</td> <td>---</td> <td>---</td> <td>PEAK</td> </tr> </tbody> </table>	Limit	Read	Ant	Cable	Preamp	Aux	APos	TPos			Freq	Level	Line	Margin	Level	Factor	Loss	Factor	Factor	Remark	MHz	dBuV/m	dBuV/m	dB	dBuV	dB/m	dB	dB	dB	cm	deg	1	4924.00	52.81	74.00	-21.19	70.98	34.00	9.57	61.74	0.00	107	186	PEAK	2	4924.00	40.71	54.00	-13.29	58.88	34.00	9.57	61.74	0.00	107	186	AVERAGE	3	7386.00	45.21	74.00	-28.79	59.58	35.97	11.72	62.06	0.00	---	---
Limit	Read	Ant	Cable	Preamp	Aux	APos	TPos																																																																																																																																						
Freq	Level	Line	Margin	Level	Factor	Loss	Factor	Factor	Remark																																																																																																																																				
MHz	dBuV/m	dBuV/m	dB	dBuV	dB/m	dB	dB	dB	cm	deg																																																																																																																																			
1	4924.00	53.51	74.00	-20.49	71.68	34.00	9.57	61.74	0.00	108	181	PEAK																																																																																																																																	
2	4924.00	41.00	54.00	-13.00	59.17	34.00	9.57	61.74	0.00	108	181	AVERAGE																																																																																																																																	
3	7386.00	44.67	74.00	-29.33	59.04	35.97	11.72	62.06	0.00	---	---	PEAK																																																																																																																																	
Limit	Read	Ant	Cable	Preamp	Aux	APos	TPos																																																																																																																																						
Freq	Level	Line	Margin	Level	Factor	Loss	Factor	Factor	Remark																																																																																																																																				
MHz	dBuV/m	dBuV/m	dB	dBuV	dB/m	dB	dB	dB	cm	deg																																																																																																																																			
1	4924.00	52.81	74.00	-21.19	70.98	34.00	9.57	61.74	0.00	107	186	PEAK																																																																																																																																	
2	4924.00	40.71	54.00	-13.29	58.88	34.00	9.57	61.74	0.00	107	186	AVERAGE																																																																																																																																	
3	7386.00	45.21	74.00	-28.79	59.58	35.97	11.72	62.06	0.00	---	---	PEAK																																																																																																																																	



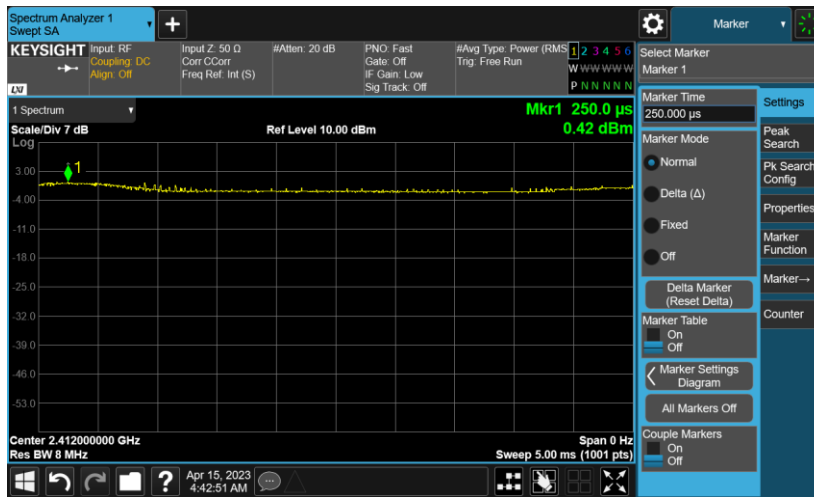
Mode	4																																																																																																																																																																																												
	LF																																																																																																																																																																																												
	2400-2483.5_802.11g_CH01_2412MHz																																																																																																																																																																																												
Pol.	Horizontal	Vertical																																																																																																																																																																																											
Peak																																																																																																																																																																																													
	<table border="1"> <thead> <tr> <th>Peak</th> <th>Freq</th> <th>Level</th> <th>Over Limit</th> <th>Limit</th> <th>Read Level</th> <th>CableAntenna Loss</th> <th>Preamp Factor</th> <th>A/Pos</th> <th>T/Pos</th> <th>Remark</th> </tr> <tr> <th></th> <th>MHz</th> <th>dBuV/m</th> <th>dB</th> <th>dBuV/m</th> <th>dBuV</th> <th>dB</th> <th>dB/m</th> <th>dB</th> <th>cm</th> <th>deg</th> </tr> </thead> <tbody> <tr><td>1</td><td>93.05</td><td>31.32</td><td>-12.18</td><td>43.50</td><td>47.11</td><td>1.26</td><td>15.19</td><td>32.24</td><td>---</td><td>---</td><td>Peak</td></tr> <tr><td>2</td><td>141.55</td><td>23.60</td><td>-19.90</td><td>43.50</td><td>36.70</td><td>1.59</td><td>17.43</td><td>32.12</td><td>---</td><td>---</td><td>Peak</td></tr> <tr><td>3</td><td>198.78</td><td>25.15</td><td>-18.35</td><td>43.50</td><td>40.27</td><td>1.91</td><td>15.07</td><td>32.10</td><td>---</td><td>---</td><td>Peak</td></tr> <tr><td>4</td><td>392.78</td><td>24.67</td><td>-21.33</td><td>46.00</td><td>32.62</td><td>2.68</td><td>21.66</td><td>32.29</td><td>---</td><td>---</td><td>Peak</td></tr> <tr><td>5</td><td>613.94</td><td>28.89</td><td>-17.11</td><td>46.00</td><td>31.82</td><td>3.35</td><td>25.99</td><td>32.27</td><td>---</td><td>---</td><td>Peak</td></tr> <tr><td>6</td><td>949.56</td><td>34.50</td><td>-11.50</td><td>46.00</td><td>31.55</td><td>4.15</td><td>31.00</td><td>32.20</td><td>---</td><td>---</td><td>Peak</td></tr> </tbody> </table>	Peak	Freq	Level	Over Limit	Limit	Read Level	CableAntenna Loss	Preamp Factor	A/Pos	T/Pos	Remark		MHz	dBuV/m	dB	dBuV/m	dBuV	dB	dB/m	dB	cm	deg	1	93.05	31.32	-12.18	43.50	47.11	1.26	15.19	32.24	---	---	Peak	2	141.55	23.60	-19.90	43.50	36.70	1.59	17.43	32.12	---	---	Peak	3	198.78	25.15	-18.35	43.50	40.27	1.91	15.07	32.10	---	---	Peak	4	392.78	24.67	-21.33	46.00	32.62	2.68	21.66	32.29	---	---	Peak	5	613.94	28.89	-17.11	46.00	31.82	3.35	25.99	32.27	---	---	Peak	6	949.56	34.50	-11.50	46.00	31.55	4.15	31.00	32.20	---	---	Peak	<table border="1"> <thead> <tr> <th>Peak</th> <th>Freq</th> <th>Level</th> <th>Over Limit</th> <th>Limit</th> <th>Read Level</th> <th>CableAntenna Loss</th> <th>Preamp Factor</th> <th>A/Pos</th> <th>T/Pos</th> <th>Remark</th> </tr> <tr> <th></th> <th>MHz</th> <th>dBuV/m</th> <th>dB</th> <th>dBuV/m</th> <th>dBuV</th> <th>dB</th> <th>dB/m</th> <th>dB</th> <th>cm</th> <th>deg</th> </tr> </thead> <tbody> <tr><td>1</td><td>46.49</td><td>32.63</td><td>-7.37</td><td>40.00</td><td>47.80</td><td>0.67</td><td>16.36</td><td>32.20</td><td>---</td><td>---</td><td>Peak</td></tr> <tr><td>2</td><td>82.38</td><td>22.52</td><td>-17.48</td><td>40.00</td><td>39.72</td><td>1.12</td><td>13.84</td><td>32.16</td><td>---</td><td>---</td><td>Peak</td></tr> <tr><td>3</td><td>220.12</td><td>24.78</td><td>-21.22</td><td>46.00</td><td>39.62</td><td>2.00</td><td>15.30</td><td>32.14</td><td>---</td><td>---</td><td>Peak</td></tr> <tr><td>4</td><td>433.52</td><td>25.03</td><td>-20.97</td><td>46.00</td><td>31.74</td><td>2.81</td><td>22.71</td><td>32.23</td><td>---</td><td>---</td><td>Peak</td></tr> <tr><td>5</td><td>675.05</td><td>30.44</td><td>-15.56</td><td>46.00</td><td>32.52</td><td>3.52</td><td>26.60</td><td>32.20</td><td>---</td><td>---</td><td>Peak</td></tr> <tr><td>6</td><td>897.18</td><td>34.24</td><td>-11.76</td><td>46.00</td><td>33.31</td><td>4.03</td><td>29.11</td><td>32.21</td><td>---</td><td>---</td><td>Peak</td></tr> </tbody> </table>	Peak	Freq	Level	Over Limit	Limit	Read Level	CableAntenna Loss	Preamp Factor	A/Pos	T/Pos	Remark		MHz	dBuV/m	dB	dBuV/m	dBuV	dB	dB/m	dB	cm	deg	1	46.49	32.63	-7.37	40.00	47.80	0.67	16.36	32.20	---	---	Peak	2	82.38	22.52	-17.48	40.00	39.72	1.12	13.84	32.16	---	---	Peak	3	220.12	24.78	-21.22	46.00	39.62	2.00	15.30	32.14	---	---	Peak	4	433.52	25.03	-20.97	46.00	31.74	2.81	22.71	32.23	---	---	Peak	5	675.05	30.44	-15.56	46.00	32.52	3.52	26.60	32.20	---	---	Peak	6	897.18	34.24	-11.76	46.00	33.31	4.03	29.11	32.21	---	---
Peak	Freq	Level	Over Limit	Limit	Read Level	CableAntenna Loss	Preamp Factor	A/Pos	T/Pos	Remark																																																																																																																																																																																			
	MHz	dBuV/m	dB	dBuV/m	dBuV	dB	dB/m	dB	cm	deg																																																																																																																																																																																			
1	93.05	31.32	-12.18	43.50	47.11	1.26	15.19	32.24	---	---	Peak																																																																																																																																																																																		
2	141.55	23.60	-19.90	43.50	36.70	1.59	17.43	32.12	---	---	Peak																																																																																																																																																																																		
3	198.78	25.15	-18.35	43.50	40.27	1.91	15.07	32.10	---	---	Peak																																																																																																																																																																																		
4	392.78	24.67	-21.33	46.00	32.62	2.68	21.66	32.29	---	---	Peak																																																																																																																																																																																		
5	613.94	28.89	-17.11	46.00	31.82	3.35	25.99	32.27	---	---	Peak																																																																																																																																																																																		
6	949.56	34.50	-11.50	46.00	31.55	4.15	31.00	32.20	---	---	Peak																																																																																																																																																																																		
Peak	Freq	Level	Over Limit	Limit	Read Level	CableAntenna Loss	Preamp Factor	A/Pos	T/Pos	Remark																																																																																																																																																																																			
	MHz	dBuV/m	dB	dBuV/m	dBuV	dB	dB/m	dB	cm	deg																																																																																																																																																																																			
1	46.49	32.63	-7.37	40.00	47.80	0.67	16.36	32.20	---	---	Peak																																																																																																																																																																																		
2	82.38	22.52	-17.48	40.00	39.72	1.12	13.84	32.16	---	---	Peak																																																																																																																																																																																		
3	220.12	24.78	-21.22	46.00	39.62	2.00	15.30	32.14	---	---	Peak																																																																																																																																																																																		
4	433.52	25.03	-20.97	46.00	31.74	2.81	22.71	32.23	---	---	Peak																																																																																																																																																																																		
5	675.05	30.44	-15.56	46.00	32.52	3.52	26.60	32.20	---	---	Peak																																																																																																																																																																																		
6	897.18	34.24	-11.76	46.00	33.31	4.03	29.11	32.21	---	---	Peak																																																																																																																																																																																		



## Appendix D. Duty Cycle Plots

Band	Duty Cycle(%)	T(ms)	1/T(kHz)	VBW Setting
802.11b	100	-	-	10Hz
802.11g	100	-	-	10Hz
802.11n HT20	100	-	-	10Hz

802.11b





802.11g



802.11n HT20

