



# FCC RF Test Report

**APPLICANT** : Espressif Systems (Shanghai) Co.,Ltd.  
**EQUIPMENT** : 2.4GHz Wi-Fi & BT IoT Module  
**BRAND NAME** : ESPRESSIF  
**MODEL NAME** : ESP8684-WROOM-02C  
**FCC ID** : 2AC7Z-ESP868402C  
**STANDARD** : FCC Part 15 Subpart C §15.247  
**CLASSIFICATION** : (DTS) Digital Transmission System  
**TEST DATE(S)** : Nov. 07, 2022 ~ Nov. 16, 2022

We, Sporton International Inc. (Kunshan), would like to declare that the tested sample has been evaluated in accordance with the test procedures and has been in compliance with the applicable technical standards.

The test results in this report apply exclusively to the tested model / sample. Without written approval of Sporton International Inc. (Kunshan), the test report shall not be reproduced except in full.

Jason Jia



Approved by: Jason Jia

**Sporton International Inc. (Kunshan)**

**No. 1098, Pengxi North Road, Kunshan Economic Development Zone Jiangsu Province 215300  
People's Republic of China**



# TABLE OF CONTENTS

**REVISION HISTORY..... 3**

**SUMMARY OF TEST RESULT ..... 4**

**1 GENERAL DESCRIPTION..... 5**

    1.1 Applicant ..... 5

    1.2 Manufacturer ..... 5

    1.3 Product Feature of Equipment Under Test..... 5

    1.4 Product Specification of Equipment Under Test..... 5

    1.5 Modification of EUT ..... 5

    1.6 Testing Location ..... 6

    1.7 Test Software ..... 6

    1.8 Applicable Standards..... 6

**2 TEST CONFIGURATION OF EQUIPMENT UNDER TEST..... 7**

    2.1 Carrier Frequency Channel ..... 7

    2.2 Test Mode ..... 8

    2.3 Connection Diagram of Test System ..... 9

    2.4 Support Unit used in test configuration and system ..... 10

    2.5 EUT Operation Test Setup ..... 10

    2.6 Measurement Results Explanation Example..... 10

**3 TEST RESULT ..... 11**

    3.1 6dB and 99% Bandwidth Measurement ..... 11

    3.2 Output Power Measurement..... 18

    3.3 Power Spectral Density Measurement ..... 19

    3.4 Conducted Band Edges and Spurious Emission Measurement ..... 26

    3.5 Radiated Band Edges and Spurious Emission Measurement ..... 35

    3.6 AC Conducted Emission Measurement..... 39

    3.7 Antenna Requirements ..... 41

**4 LIST OF MEASURING EQUIPMENT ..... 42**

**5 UNCERTAINTY OF EVALUATION..... 43**

**APPENDIX A. CONDUCTED TEST RESULTS**

**APPENDIX B. AC CONDUCTED EMISSION TEST RESULT**

**APPENDIX C. RADIATED SPURIOUS EMISSION**

**APPENDIX D. DUTY CYCLE PLOTS**

**APPENDIX E. SETUP PHOTOGRAPHS**





### SUMMARY OF TEST RESULT

Report Section	FCC Rule	Description	Limit	Result	Remark
3.1	15.247(a)(2)	6dB Bandwidth	≥ 0.5MHz	Pass	-
3.1	-	99% Bandwidth	-	Report only	-
3.2	15.247(b)(3)	Peak Output Power	≤ 30dBm	Pass	-
3.3	15.247(e)	Power Spectral Density	≤ 8dBm/3kHz	Pass	-
3.4	15.247(d)	Conducted Band Edges and Spurious Emission	≤ 20dBc	Pass	-
3.5	15.247(d)	Radiated Band Edges and Spurious Emission	15.209(a) & 15.247(d)	Pass	Under limit 3.09 dB at 2483.500 MHz
3.6	15.207	AC Conducted Emission	15.207(a)	Pass	Under limit 7.06 dB at 0.156 MHz
3.7	15.203 & 15.247(b)	Antenna Requirement	15.203 & 15.247(b)	Pass	-

<b>Declaration of Conformity:</b>
The test results with all measurement uncertainty excluded are presented in accordance with the regulation limits or requirements declared by manufacturers.
<b>Comments and Explanations:</b>
The declared of product specification for EUT presented in the report are provided by the manufacturer, and the manufacturer takes all the responsibilities for the accuracy of product specification.



# 1 General Description

## 1.1 Applicant

**Espressif Systems (Shanghai) Co.,Ltd.**

Suite 204, Block 2, 690 Bibo Road, Zhang Jiang Hi-Tech Park, Shanghai, China

## 1.2 Manufacturer

**Espressif Systems (Shanghai) Co.,Ltd.**

Suite 204, Block 2, 690 Bibo Road, Zhang Jiang Hi-Tech Park, Shanghai, China

## 1.3 Product Feature of Equipment Under Test

Product Feature	
Equipment	2.4GHz Wi-Fi & BT IoT Module
Brand Name	ESPRESSIF
Model Name	ESP8684-WROOM-02C
FCC ID	2AC7Z-ESP868402C
HW Version	V1.0
SW Version	v1.1.3.4
EUT Stage	Identical Prototype

**Remark:** The above EUT's information was declared by manufacturer. Please refer to the specifications or user's manual for more detailed description.

## 1.4 Product Specification of Equipment Under Test

Standards-related Product Specification	
Tx/Rx Frequency Range	2402 MHz ~ 2480 MHz
Number of Channels	40
Carrier Frequency of Each Channel	40 Channel(37 hopping + 3 advertising channel)
Maximum Output Power to Antenna	Bluetooth LE 1Mbps: 16.62 dBm (0.0459 W) Bluetooth LE 2Mbps: 17.19 dBm (0.0524 W)
99% Occupied Bandwidth	Bluetooth LE 1Mbps: 1.083 MHz Bluetooth LE 2Mbps: 2.106 MHz
Antenna Type / Gain	PCB Antenna type with gain 3.26 dBi
Type of Modulation	Bluetooth LE : GFSK

## 1.5 Modification of EUT

No modifications are made to the EUT during all test items.



### 1.6 Testing Location

Sporton International Inc. (Kunshan) is accredited to ISO/IEC 17025:2017 by American Association for Laboratory Accreditation with Certificate Number 5145.02.

<b>Test Firm</b>	Sporton International Inc. (Kunshan)		
<b>Test Site Location</b>	No. 1098, Pengxi North Road, Kunshan Economic Development Zone Jiangsu Province 215300 People's Republic of China TEL : +86-512-57900158 FAX : +86-512-57900958		
<b>Test Site No.</b>	<b>Sporton Site No.</b>	<b>FCC Designation No.</b>	<b>FCC Test Firm Registration No.</b>
	CO01-KS 03CH07-KS TH01-KS	CN1257	314309

### 1.7 Test Software

Item	Site	Manufacturer	Name	Version
1.	03CH07-KS	AUDIX	E3	6.2009-8-24al
2.	CO01-KS	AUDIX	E3	6.2009-8-24

### 1.8 Applicable Standards

According to the specifications of the manufacturer, the EUT must comply with the requirements of the following standards:

- 47 CFR Part 15 Subpart C §15.247
- FCC KDB 558074 D01 15.247 Meas Guidance v05r02
- ANSI C63.10-2013

**Remark:** All test items were verified and recorded according to the standards and without any deviation during the test.



## 2 Test Configuration of Equipment Under Test

### 2.1 Carrier Frequency Channel

Frequency Band	Channel	Freq. (MHz)	Channel	Freq. (MHz)
2400-2483.5 MHz	0	2402	21	2444
	1	2404	22	2446
	2	2406	23	2448
	3	2408	24	2450
	4	2410	25	2452
	5	2412	26	2454
	6	2414	27	2456
	7	2416	28	2458
	8	2418	29	2460
	9	2420	30	2462
	10	2422	31	2464
	11	2424	32	2466
	12	2426	33	2468
	13	2428	34	2470
	14	2430	35	2472
	15	2432	36	2474
	16	2434	37	2476
	17	2436	38	2478
	18	2438	39	2480
	19	2440	-	-
20	2442	-	-	



## 2.2 Test Mode

- a. The EUT has been associated with peripherals and configuration operated in a manner tended to maximize its emission characteristics in a typical application. Frequency range investigated: conduction emission (150 kHz to 30 MHz), radiation emission (9 kHz to the 10th harmonic of the highest fundamental frequency or to 40 GHz, whichever is lower). For radiated measurement, pre-scanned in three orthogonal panels, X, Y, Z. The worst cases (X plane) were recorded in this report.
- b. AC power line Conducted Emission was tested under maximum output power.

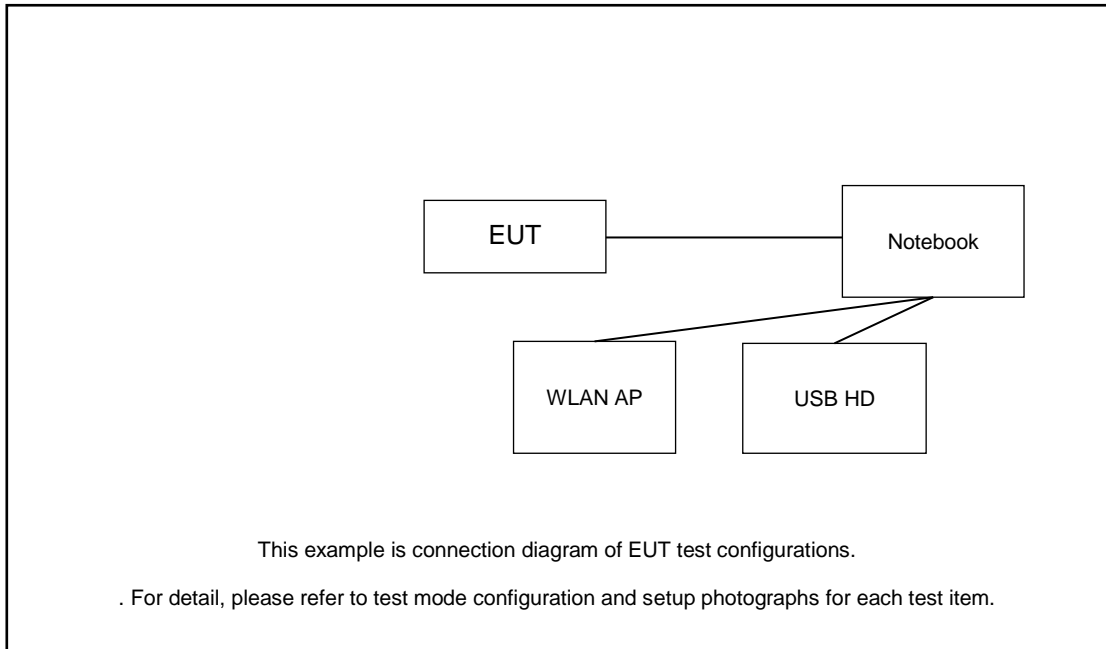
The following summary table is showing all test modes to demonstrate in compliance with the standard.

Summary table of Test Cases	
Test Item	Data Rate / Modulation
	Bluetooth – LE / GFSK
Conducted TCs	Mode 1: Bluetooth Tx CH00_2402 MHz Mode 2: Bluetooth Tx CH19_2440 MHz Mode 3: Bluetooth Tx CH39_2480 MHz
Radiated TCs	As Appendix C.
AC Conducted Emission	Mode 1: Bluetooth TX + Charging from Notebook
<b>Remark:</b>	
1. For Radiated Test Cases, The tests were performed with Notebook.	

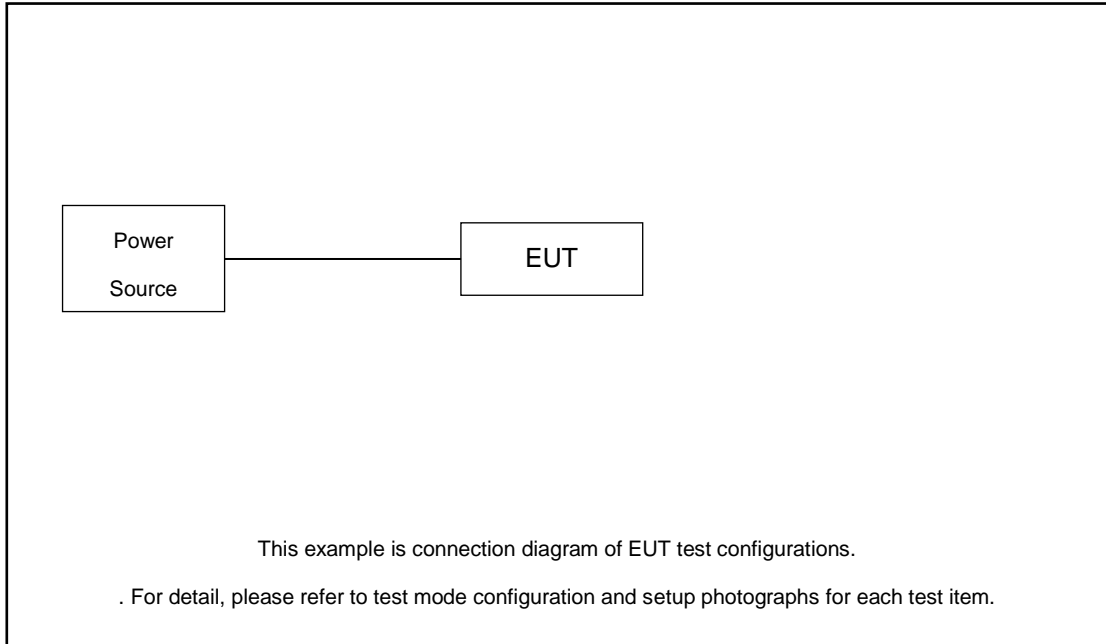


## 2.3 Connection Diagram of Test System

AC Conducted Emission:



Radiated Emission:



## 2.4 Support Unit used in test configuration and system

Item	Equipment	Trade Name	Model Name	FCC ID	Data Cable	Power Cord
1.	Notebook	Lenovo	V130-14IKB004	N/A	N/A	shielded cable DC O/P 1.8m , Unshielded AC I/P cable 1.8m
2.	WLAN AP	D-link	DIR-655	KA21R655B1	N/A	Unshielded, 1.8m
3.	Test Jig	N/A	N/A	N/A	N/A	N/A
4.	Hard Disk	Lenovo	F310	N/A	Shielded, 1.2m	N/A

## 2.5 EUT Operation Test Setup

For BLE function, the engineering test program was provided and enabled to make EUT continuous transmit.

For AC power line conducted emissions, the EUT was set to connect with the Notebook under large package sizes transmission.

## 2.6 Measurement Results Explanation Example

For all conducted test items:

The offset level is set in the spectrum analyzer to compensate the RF cable loss between EUT conducted output port and spectrum analyzer. With the offset compensation, the spectrum analyzer reading level is exactly the EUT RF output level.

Example :

The spectrum analyzer offset is derived from RF cable loss

$$\text{Offset} = \text{RF cable loss}$$

Following shows an offset computation example with cable loss 5.6 dB.

$$\begin{aligned} \text{Offset(dB)} &= \text{RF cable loss(dB)}. \\ &= 5.60 \text{ (dB)} \end{aligned}$$

### 3 Test Result

#### 3.1 6dB and 99% Bandwidth Measurement

##### 3.1.1 Limit of 6dB and 99% Bandwidth

The minimum 6 dB bandwidth shall be at least 500 kHz.

##### 3.1.2 Measuring Instruments

The section 4.0 of List of Measuring Equipment of this test report is used for test.

##### 3.1.3 Test Procedures

1. The testing follows ANSI C63.10-2013 clause 11.8
2. The RF output of EUT was connected to the spectrum analyzer by RF cable and attenuator. The path loss was compensated to the results for each measurement.
3. Set to the maximum power setting and enable the EUT transmit continuously.
4. Make the measurement with the spectrum analyzer's resolution bandwidth (RBW) = 100 kHz. Set the Video bandwidth (VBW) = 300 kHz. In order to make an accurate measurement. The 6 dB bandwidth must be greater than 500 kHz.
5. For 99% Bandwidth Measurement, the spectrum analyzer's resolution bandwidth (RBW) is set 1% to 5% of the 99% OBW and the VBW is set to 3 times of the RBW.
6. Measure and record the results in the test report.

##### 3.1.4 Test Setup



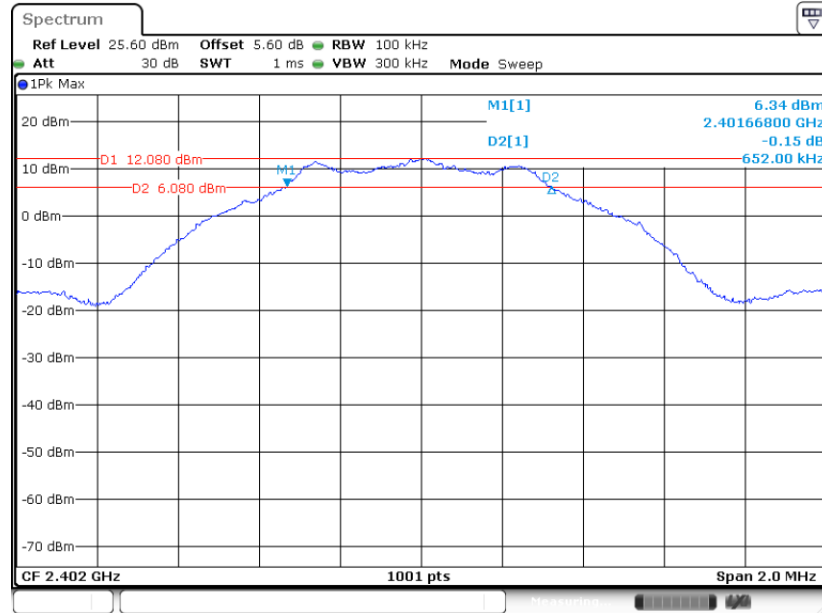


### 3.1.5 Test Result of 6dB Bandwidth

Please refer to Appendix A.

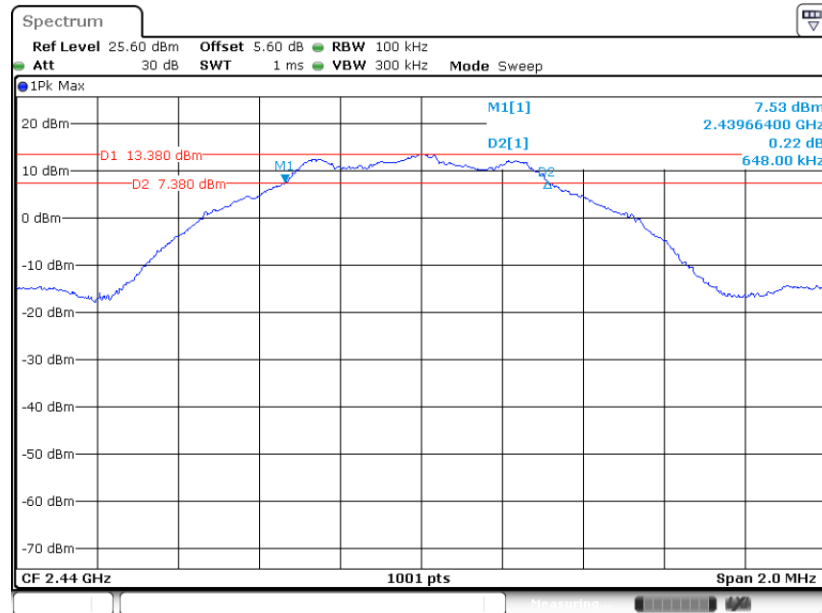
#### Bluetooth LE 1Mbps

#### 6 dB Bandwidth Plot on Channel 00



Date: 16.NOV.2022 19:54:29

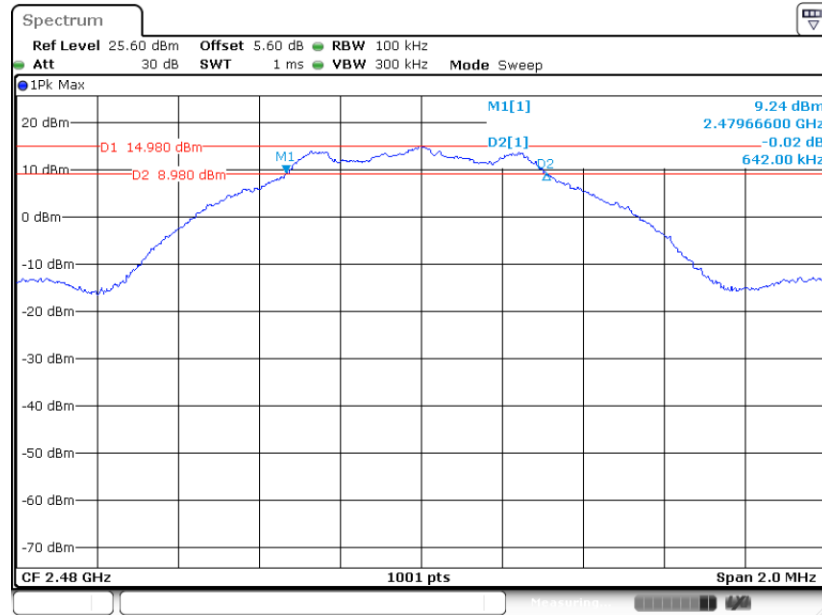
#### 6 dB Bandwidth Plot on Channel 19



Date: 16.NOV.2022 19:51:33



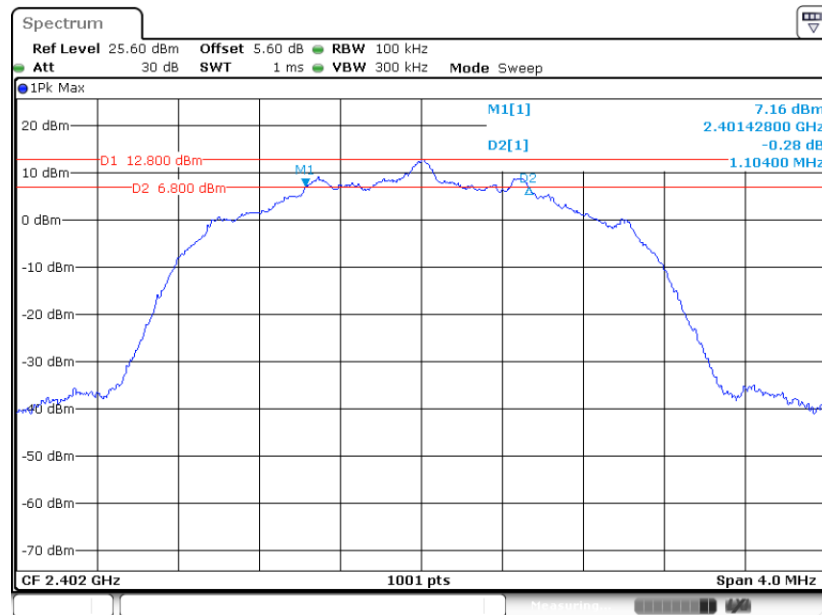
### 6 dB Bandwidth Plot on Channel 39



Date: 16.NOV.2022 19:56:53

### Bluetooth LE 2Mbps

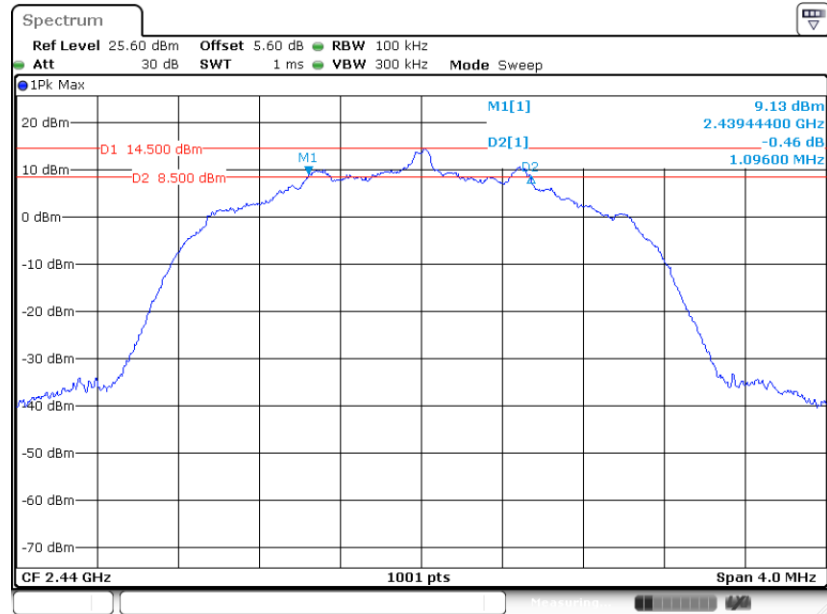
### 6 dB Bandwidth Plot on Channel 00



Date: 16.NOV.2022 20:01:30

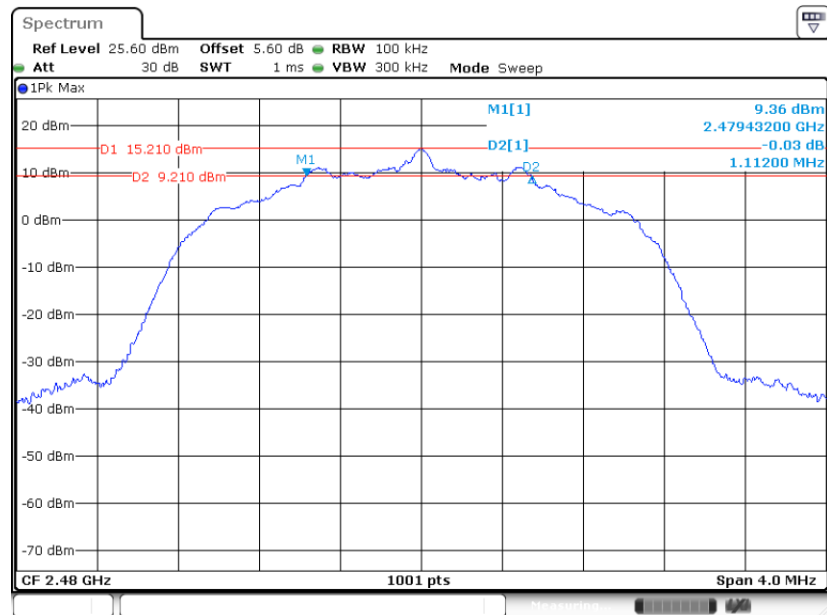


6 dB Bandwidth Plot on Channel 19



Date: 16.NOV.2022 20:04:01

6 dB Bandwidth Plot on Channel 39



Date: 16.NOV.2022 20:06:05

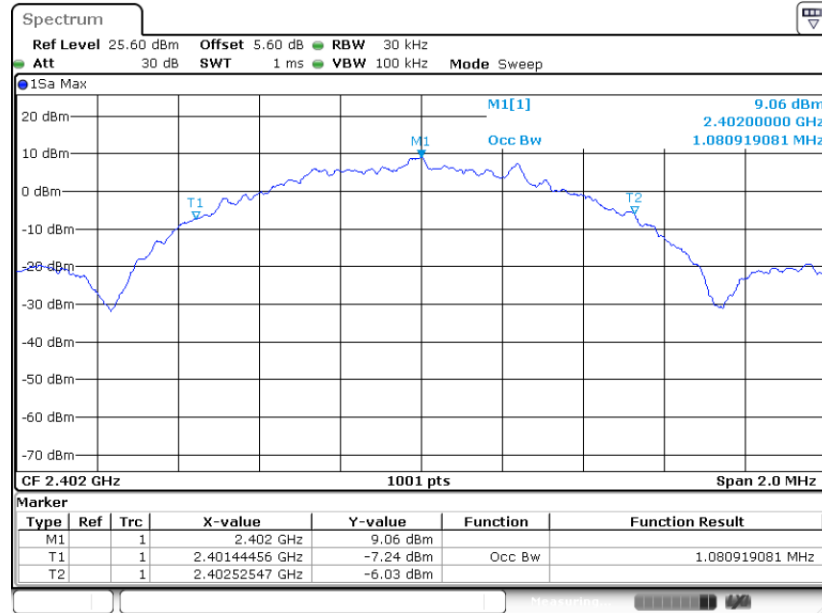


### 3.1.6 Test Result of 99% Occupied Bandwidth

Please refer to Appendix A.

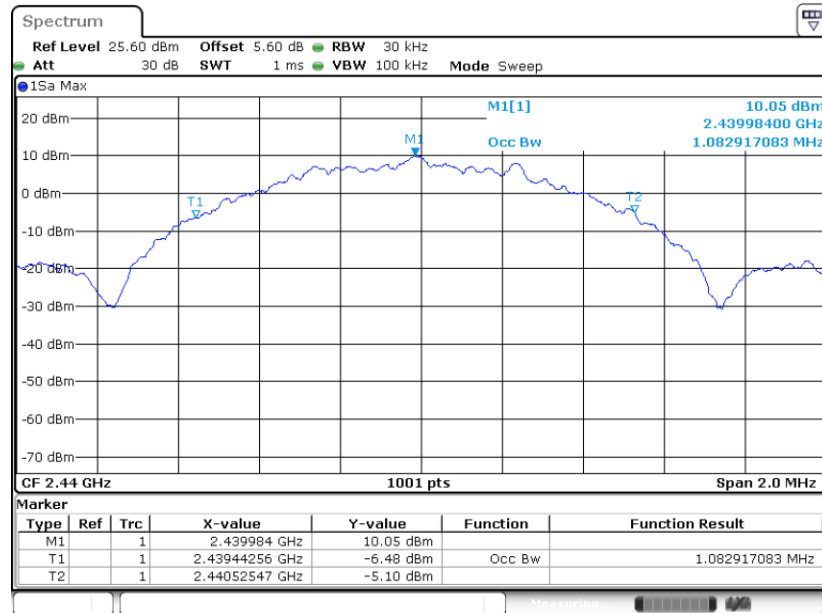
#### Bluetooth LE 1Mbps

##### 99% Occupied Bandwidth Plot on Channel 00



Date: 16.NOV.2022 19:56:16

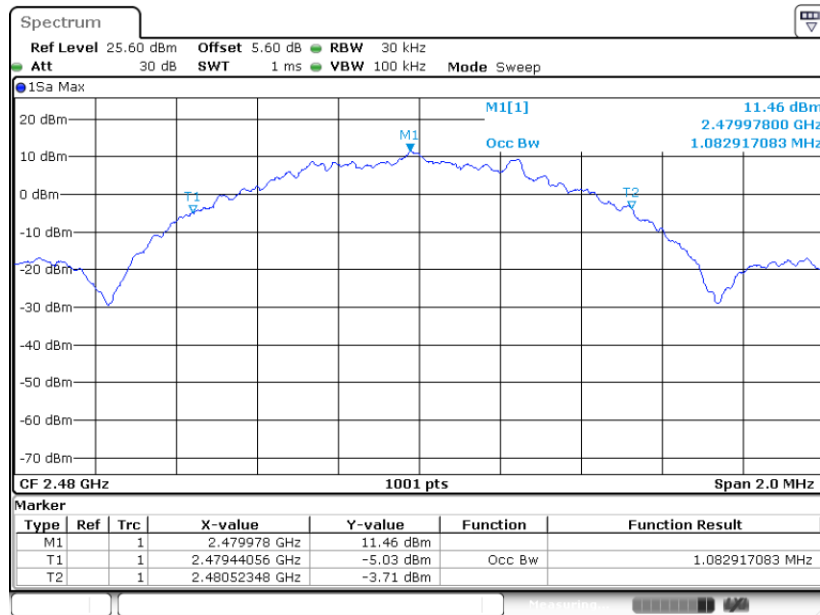
##### 99% Occupied Bandwidth Plot on Channel 19



Date: 16.NOV.2022 19:53:01



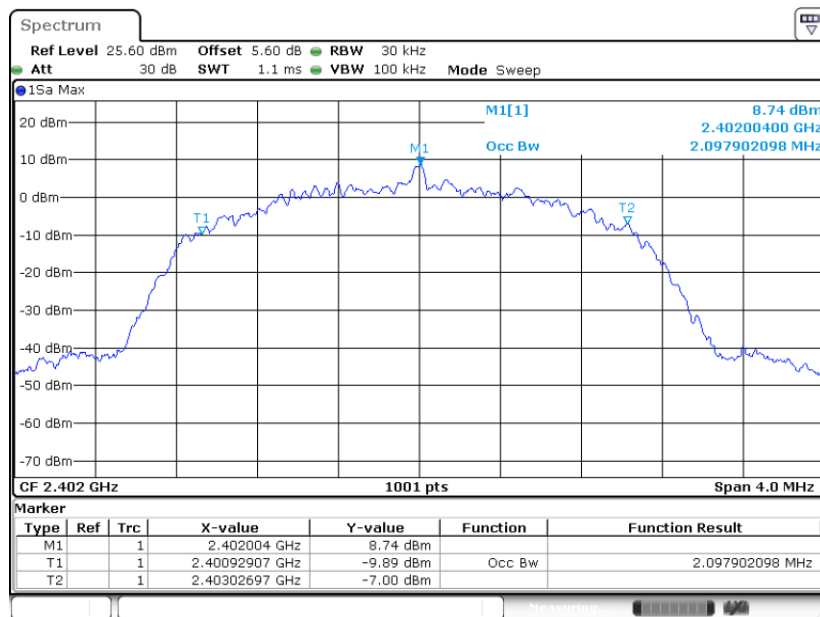
99% Occupied Bandwidth Plot on Channel 39



Date: 16.NOV.2022 19:58:40

Bluetooth LE 2Mbps

99% Occupied Bandwidth Plot on Channel 00

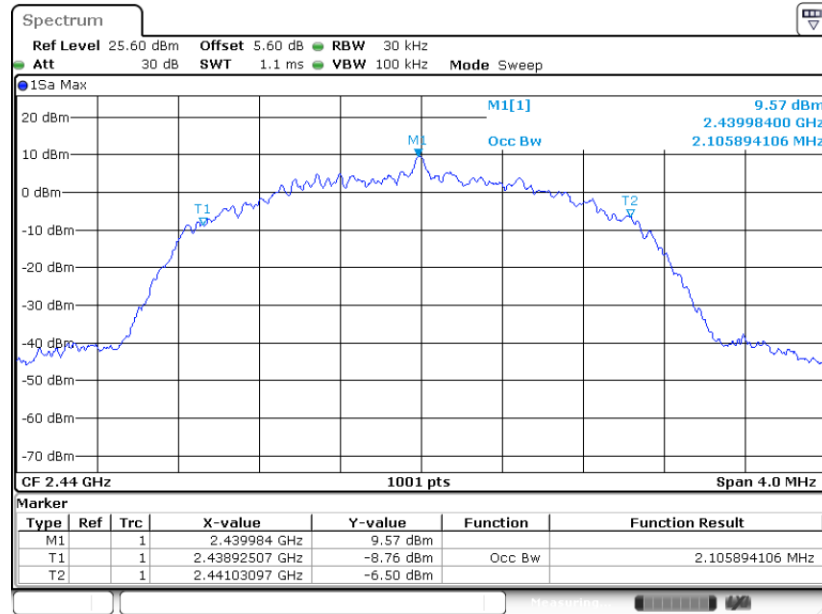


Date: 16.NOV.2022 20:03:17



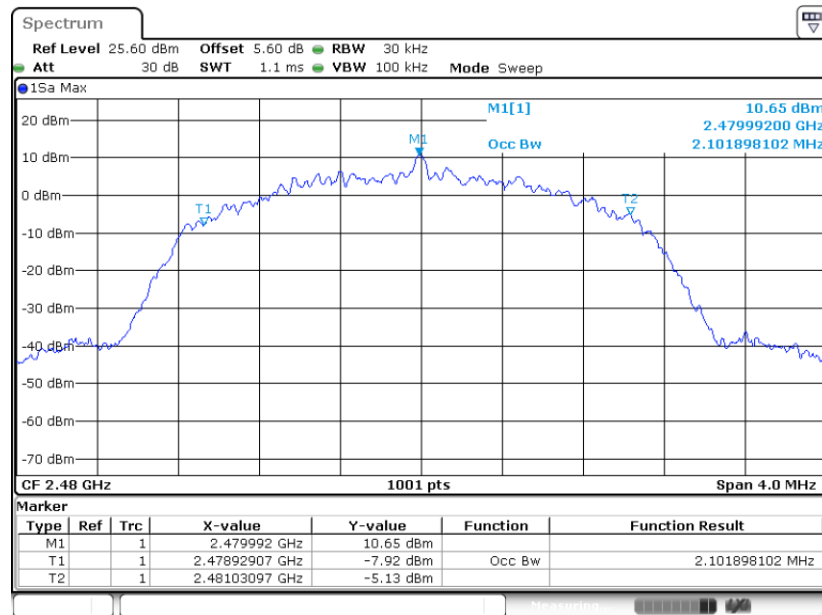


99% Occupied Bandwidth Plot on Channel 19



Date: 16.NOV.2022 20:05:30

99% Occupied Bandwidth Plot on Channel 39



Date: 16.NOV.2022 20:07:53

Note : The occupied channel bandwidth is maintained within the band of operation for all of the modulations.

## 3.2 Output Power Measurement

### 3.2.1 Limit of Output Power

For systems using digital modulation in the 2400-2483.5MHz, the limit for peak output power is 30dBm. If transmitting antenna of directional gain greater than 6dBi is used, the peak output power from the intentional radiator shall be reduced below the above stated value by the amount in dB that the directional gain of the antenna exceeds 6 dBi. In case of point-to-point operation, the limit has to be reduced by 1dB for every 3dB that the directional gain of the antenna exceeds 6dBi.

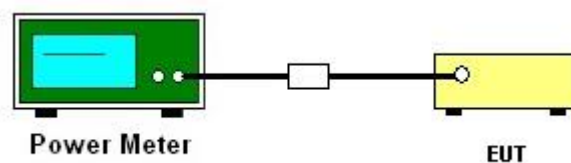
### 3.2.2 Measuring Instruments

The section 4.0 of List of Measuring Equipment of this test report is used for test.

### 3.2.3 Test Procedures

1. The testing follows the Measurement Procedure of ANSI C63.10-2013 clause 11.9.1.3 PKPM1 Peak power meter or ANSI C63.10-2013 clause 11.9.2.3.1 Method AVGPM method.
2. The RF output of EUT was connected to the power meter by RF cable and attenuator. The path loss was compensated to the results for each measurement.
3. Set to the maximum power setting and enable the EUT transmit continuously.
4. Measure the conducted output power and record the results in the test report.

### 3.2.4 Test Setup



### 3.2.5 Test Result of Peak Output Power

Please refer to Appendix A.

### 3.2.6 Test Result of Average Output Power (Reporting Only)

Please refer to Appendix A.

### 3.3 Power Spectral Density Measurement

#### 3.3.1 Limit of Power Spectral Density

The peak power spectral density shall not be greater than 8dBm in any 3kHz band at any time interval of continuous transmission.

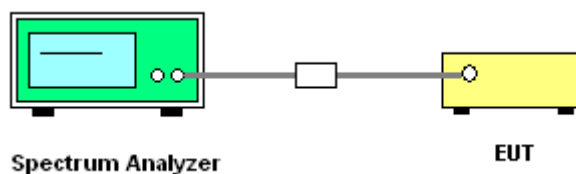
#### 3.3.2 Measuring Instruments

The section 4.0 of List of Measuring Equipment of this test report is used for test.

#### 3.3.3 Test Procedures

1. The testing follows Measurement Procedure of ANSI C63.10-2013 clause 11.10.2 Method PKPSD.
2. The RF output of EUT was connected to the spectrum analyzer by RF cable and attenuator. The path loss was compensated to the results for each measurement.
3. Set to the maximum power setting and enable the EUT transmit continuously.
4. Make the measurement with the spectrum analyzer's resolution bandwidth (RBW) = 3 kHz. Video bandwidth VBW = 10 kHz In order to make an accurate measurement, set the span to 1.5 times DTS Channel Bandwidth. (6dB BW)
5. Detector = peak, Sweep time = auto couple, Trace mode = max hold, Allow trace to fully stabilize. Use the peak marker function to determine the maximum power level.
6. Measure and record the results in the test report.
7. The Measured power density (dBm)/ 100kHz is a reference level and used as 20dBc down limit line for Conducted Band Edges and Conducted Spurious Emission.

#### 3.3.4 Test Setup



#### 3.3.5 Test Result of Power Spectral Density

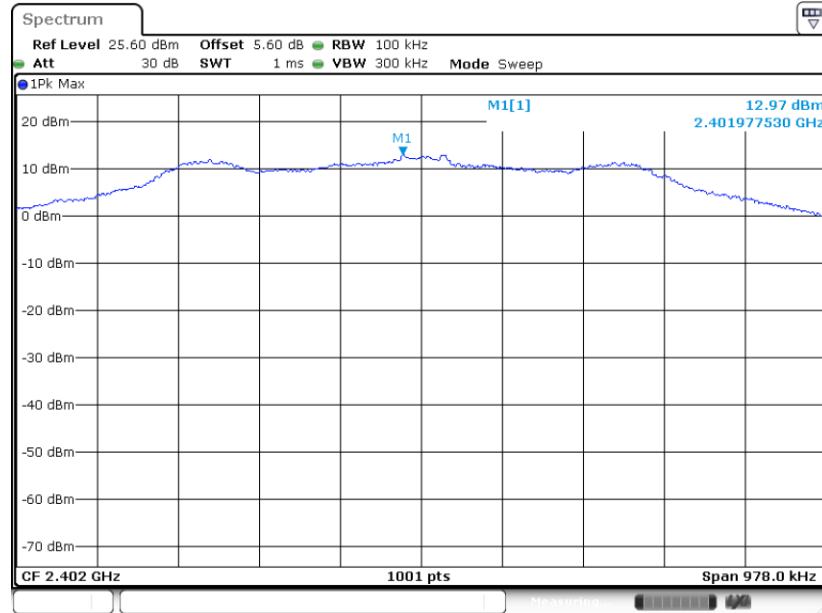
Please refer to Appendix A.



### 3.3.6 Test Result of Power Spectral Density Plots (100kHz)

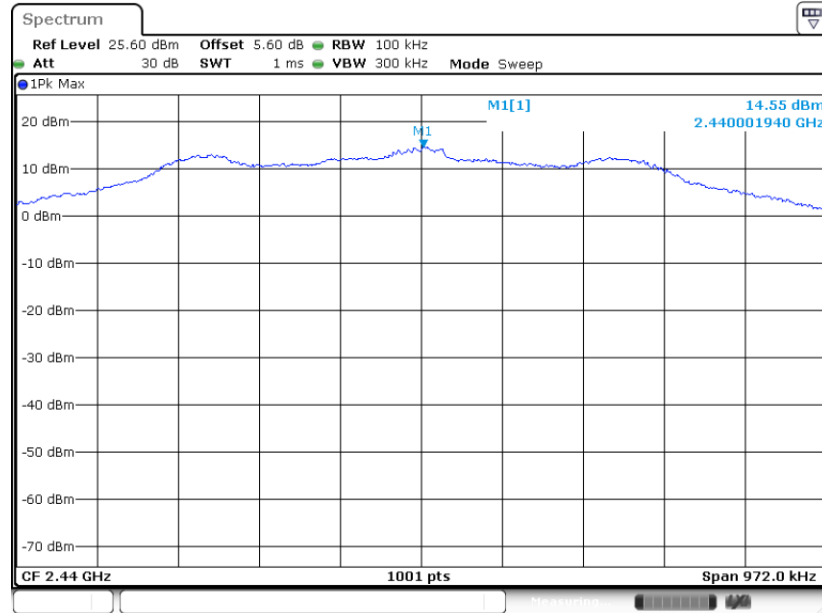
#### Bluetooth LE 1Mbps

PSD 100kHz Plot on Channel 00



Date: 16.NOV.2022 19:55:07

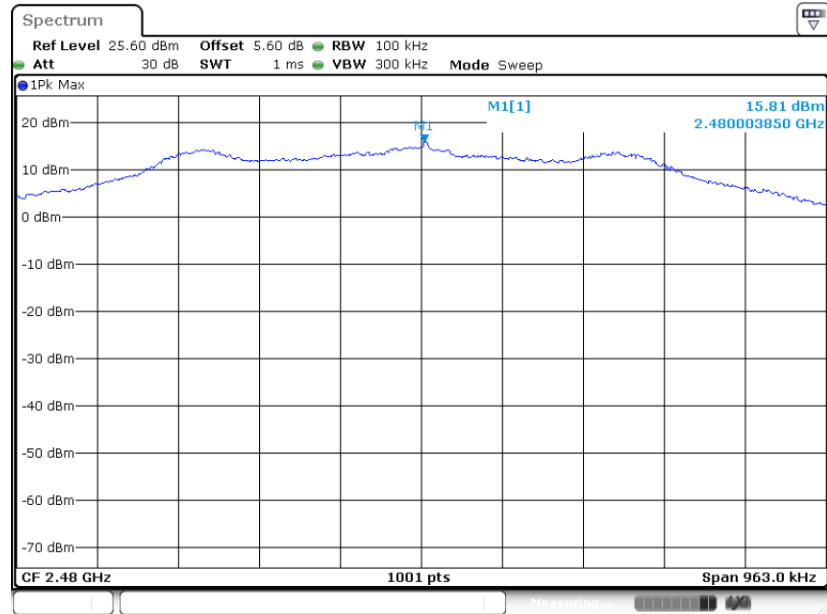
PSD 100kHz Plot on Channel 19



Date: 16.NOV.2022 19:52:11



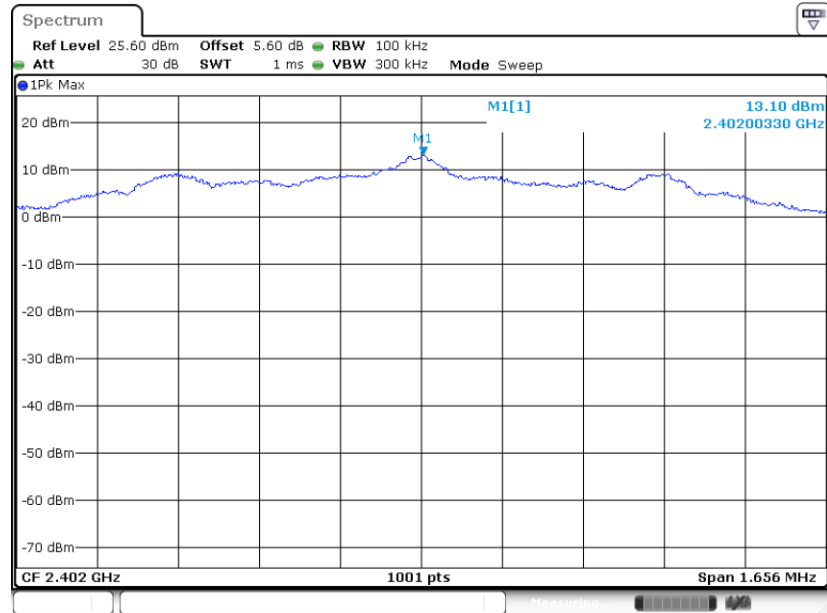
PSD 100kHz Plot on Channel 39



Date: 16.NOV.2022 19:57:31

Bluetooth LE 2Mbps

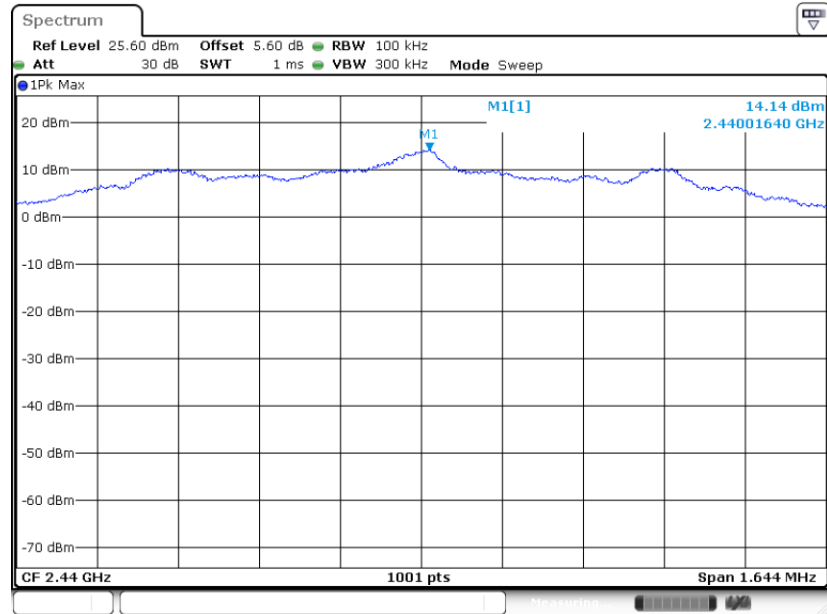
PSD 100kHz Plot on Channel 00



Date: 16.NOV.2022 20:02:08

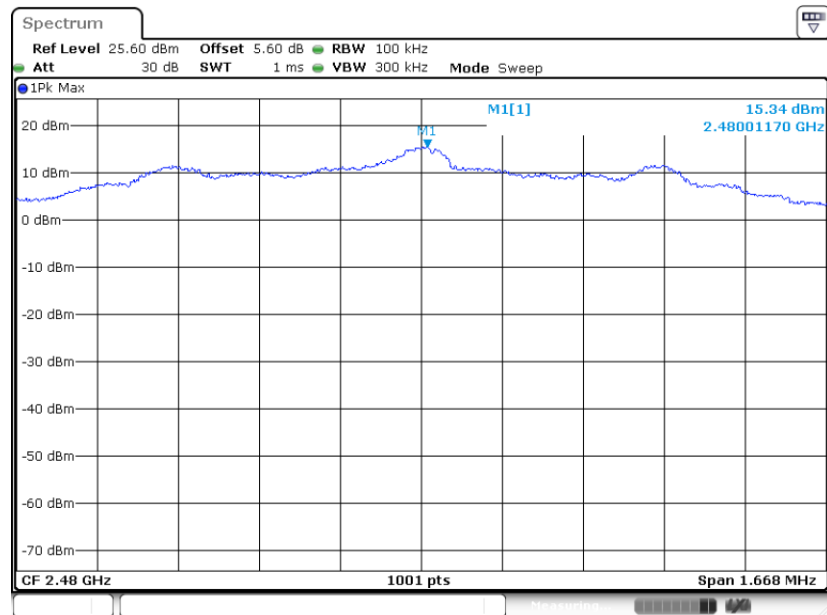


PSD 100kHz Plot on Channel 19



Date: 16.NOV.2022 20:04:40

PSD 100kHz Plot on Channel 39



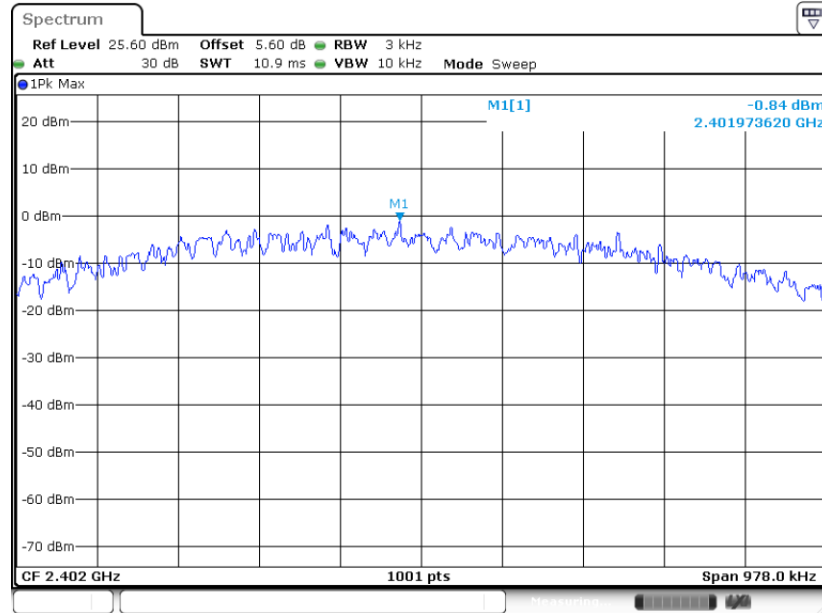
Date: 16.NOV.2022 20:06:44



### 3.3.7 Test Result of Power Spectral Density Plots (3kHz)

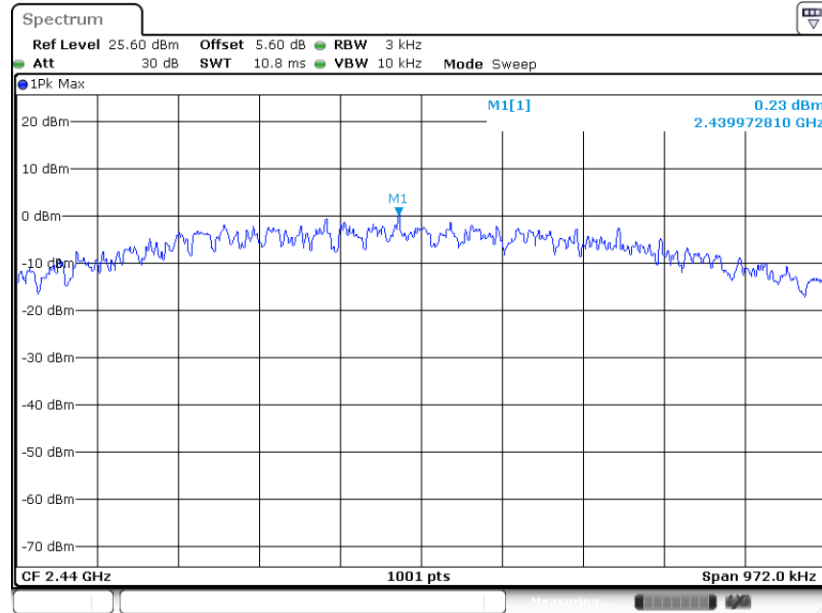
#### Bluetooth LE 1Mbps

PSD 3kHz Plot on Channel 00



Date: 16.NOV.2022 19:54:48

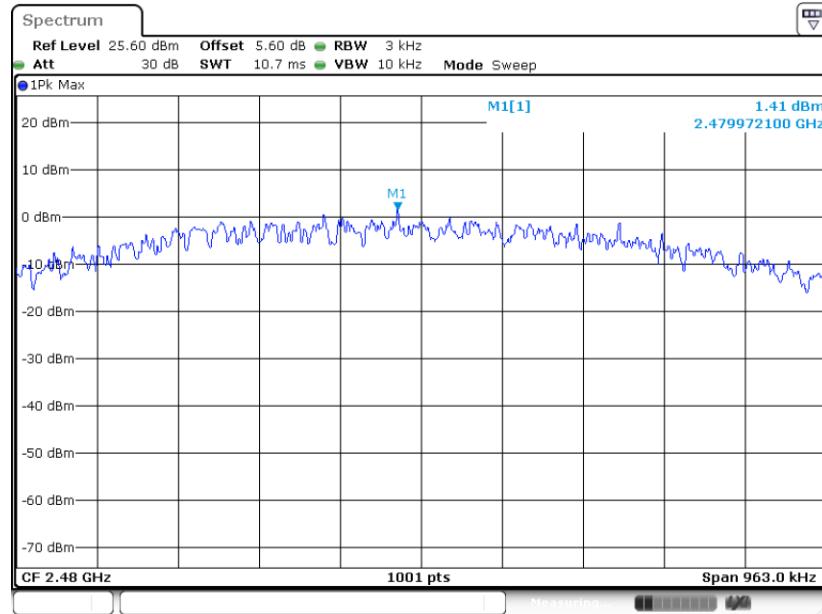
PSD 3kHz Plot on Channel 19



Date: 16.NOV.2022 19:51:52



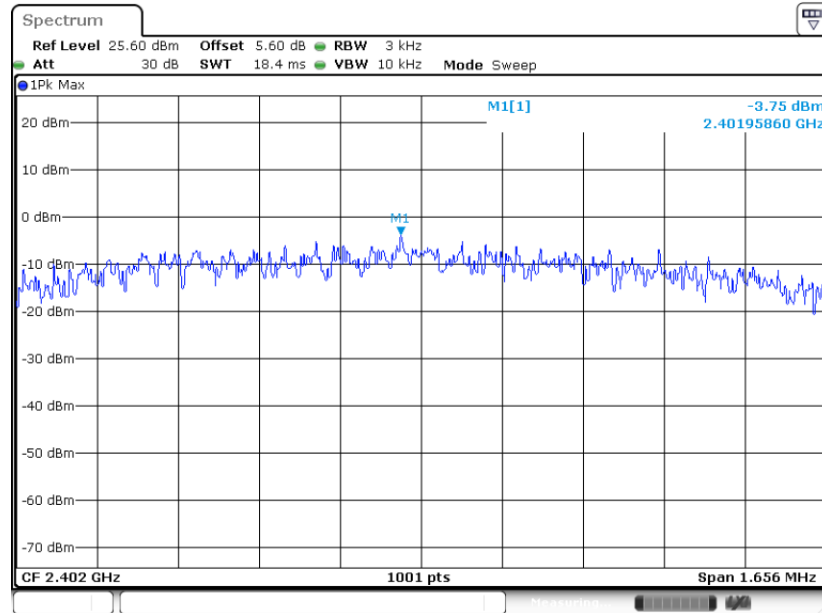
PSD 3kHz Plot on Channel 39



Date: 16.NOV.2022 19:57:12

Bluetooth LE 2Mbps

PSD 3kHz Plot on Channel 00

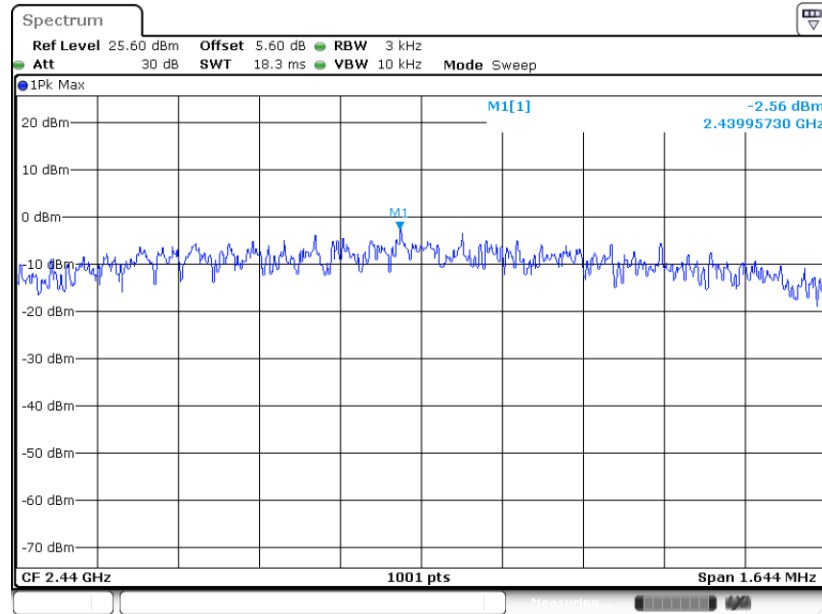


Date: 16.NOV.2022 20:01:49



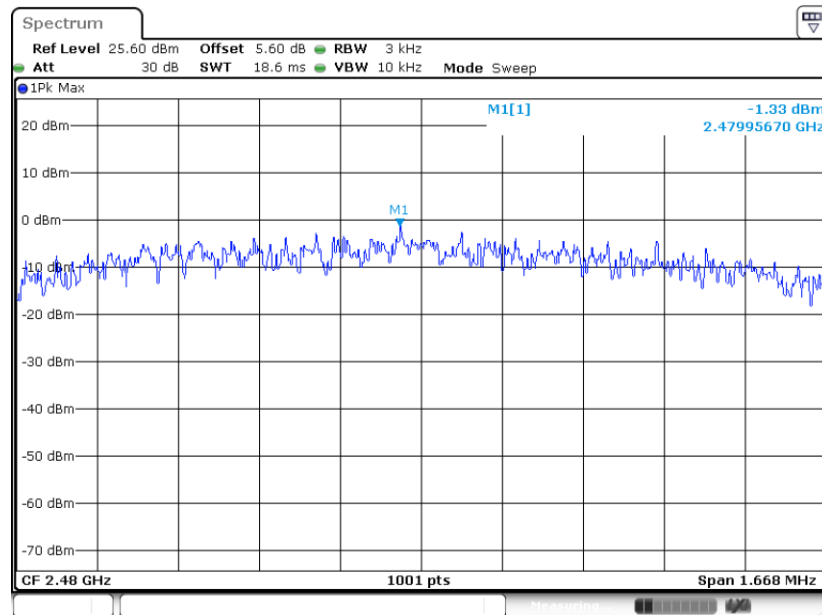


PSD 3kHz Plot on Channel 19



Date: 16.NOV.2022 20:04:21

PSD 3kHz Plot on Channel 39



Date: 16.NOV.2022 20:06:25

## 3.4 Conducted Band Edges and Spurious Emission Measurement

### 3.4.1 Limit of Conducted Band Edges and Spurious Emission

All harmonics/spurious must be at least 20 dB down from the highest emission level within the authorized band.

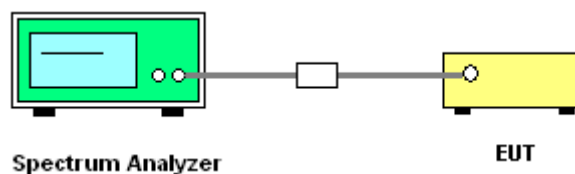
### 3.4.2 Measuring Instruments

The section 4.0 of List of Measuring Equipment of this test report is used for test.

### 3.4.3 Test Procedure

1. The testing follows ANSI C63.10-2013 clause 11.13
2. The RF output of EUT was connected to the spectrum analyzer by RF cable and attenuator. The path loss was compensated to the results for each measurement.
3. Set to the maximum power setting and enable the EUT transmit continuously.
4. Set RBW = 100 kHz, VBW=300 kHz, Peak Detector. Unwanted Emissions measured in any 100 kHz bandwidth outside of the authorized frequency band shall be attenuated by at least 20 dB relative to the maximum in-band peak PSD level in 100 kHz when maximum peak conducted output power procedure is used. If the transmitter complies with the conducted power limits based on the use of RMS averaging over a time interval, the attenuation required under this paragraph shall be 30 dB instead of 20 dB.
5. Measure and record the results in the test report.
6. The RF fundamental frequency should be excluded against the limit line in the operating frequency band.

### 3.4.4 Test Setup

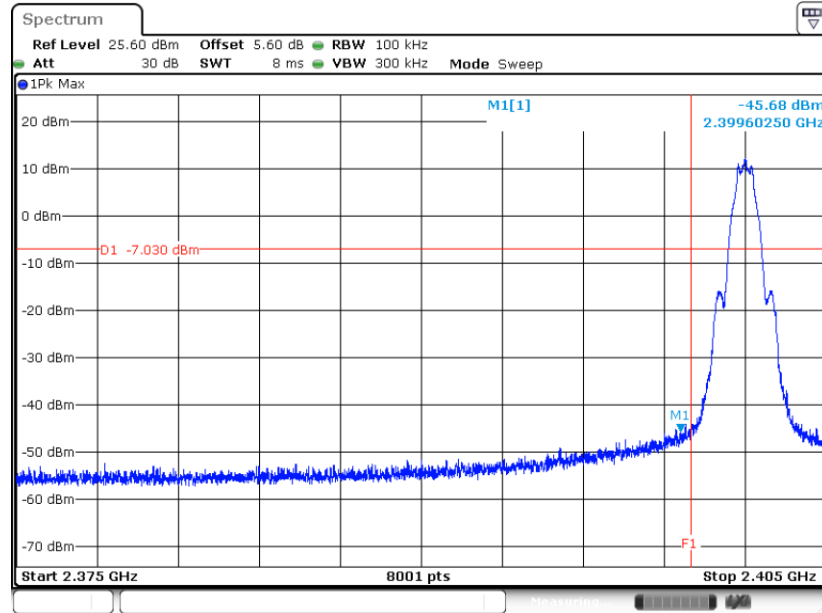




### 3.4.5 Test Result of Conducted Band Edges Plots

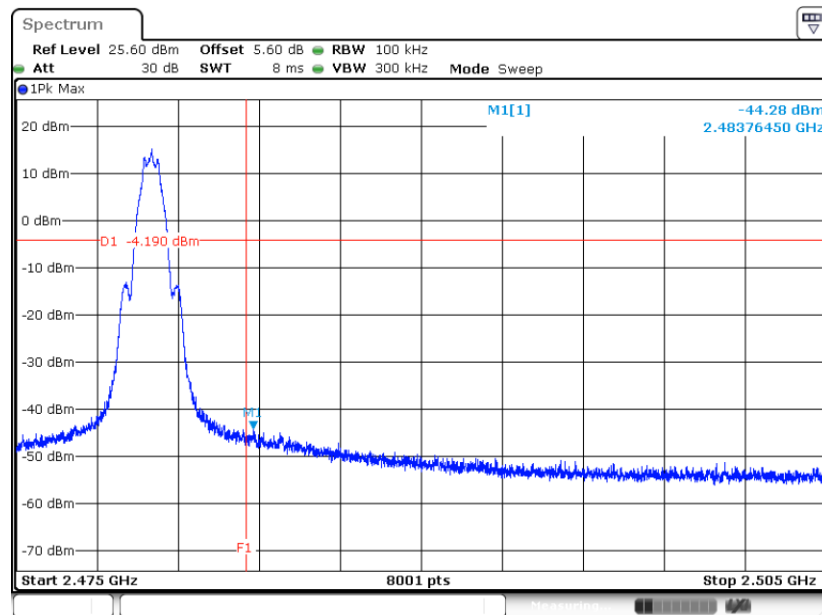
#### Bluetooth LE 1Mbps

Low Band Edge Plot on Channel 00



Date: 16.NOV.2022 19:55:26

High Band Edge Plot on Channel 39

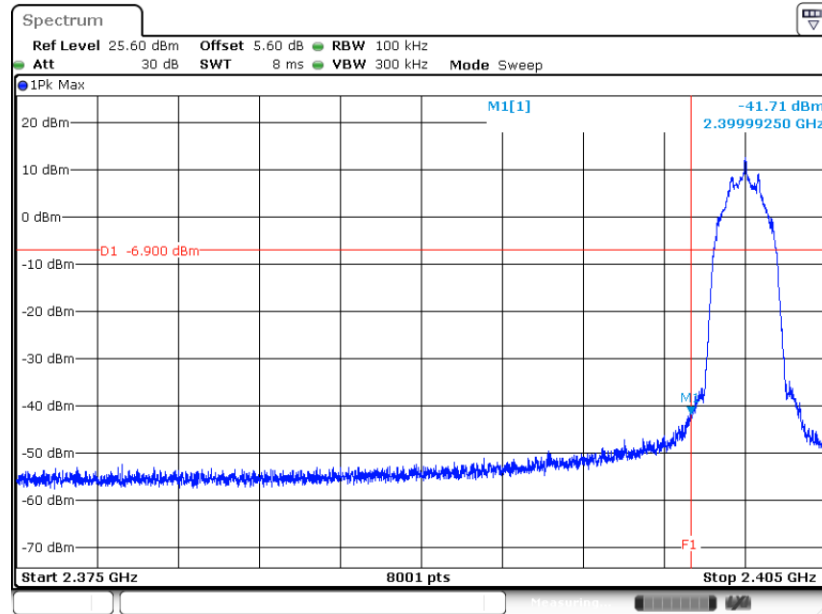


Date: 16.NOV.2022 19:57:50



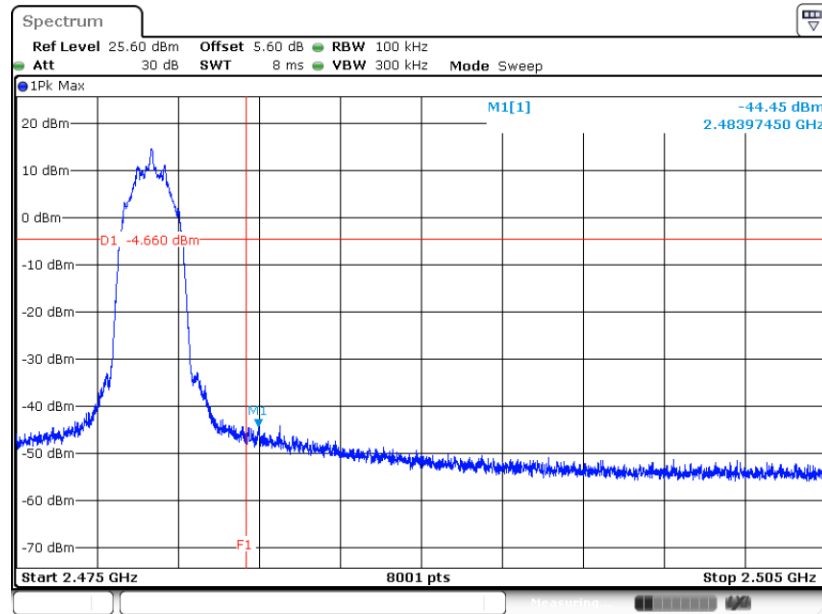
Bluetooth LE 2Mbps

Low Band Edge Plot on Channel 00



Date: 16.NOV.2022 20:02:27

High Band Edge Plot on Channel 39



Date: 16.NOV.2022 20:07:03

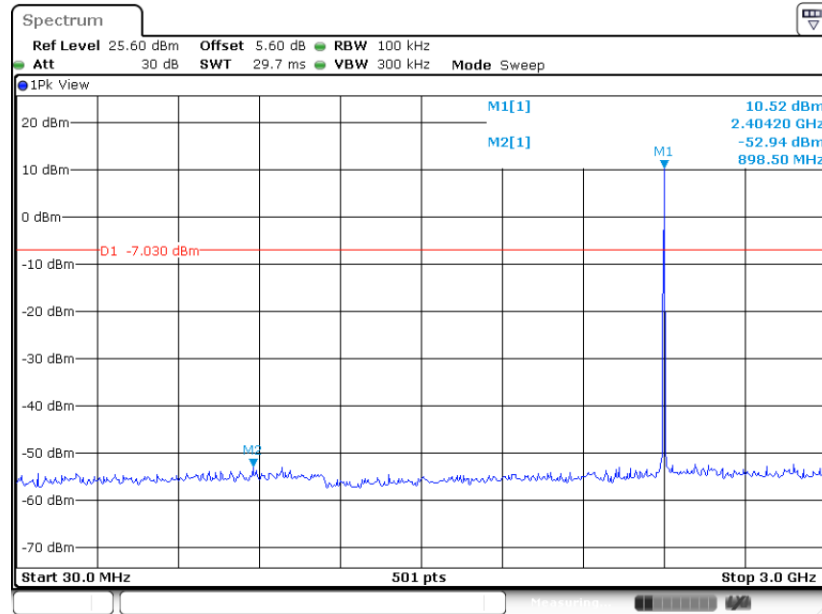


### 3.4.6 Test Result of Conducted Spurious Emission Plots

#### Bluetooth LE 1Mbps

#### Conducted Spurious Emission Plot on Bluetooth LE 1Mbps

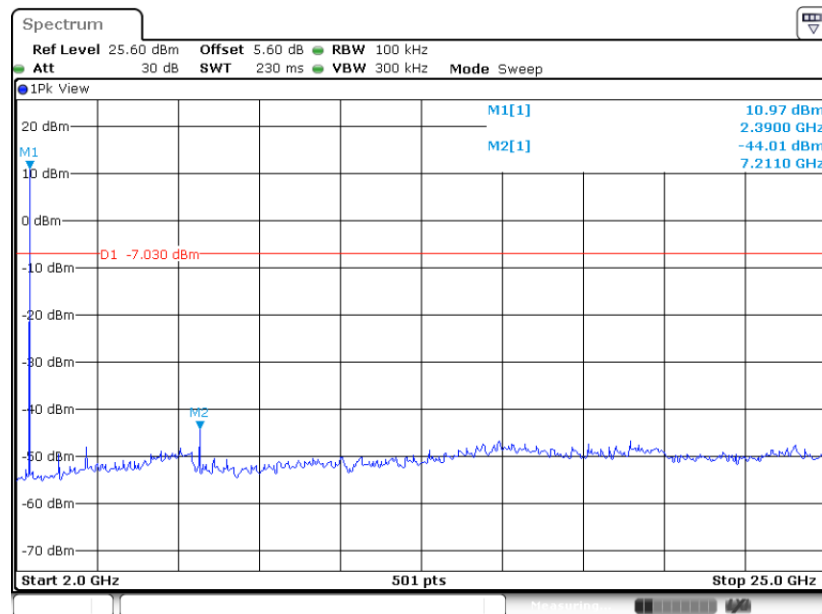
#### GFSK Channel 00



Date: 16.NOV.2022 19:55:47

#### Conducted Spurious Emission Plot on Bluetooth LE 1Mbps

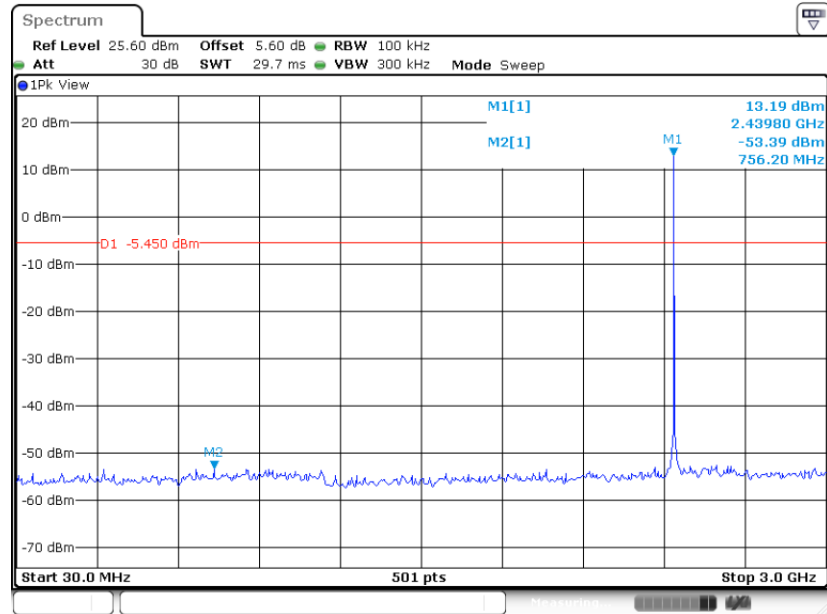
#### GFSK Channel 00



Date: 16.NOV.2022 19:56:07

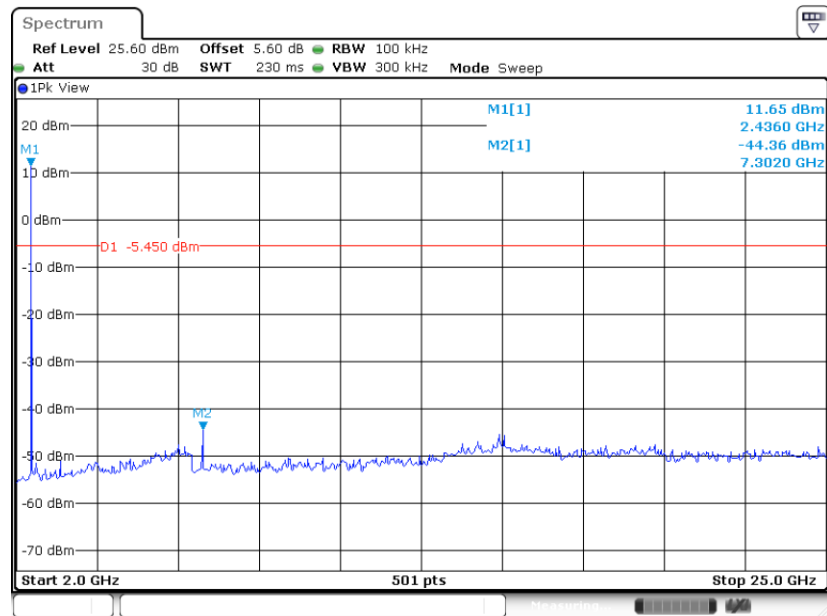


Conducted Spurious Emission Plot on Bluetooth LE 1Mbps GFSK Channel 19



Date: 16.NOV.2022 19:52:32

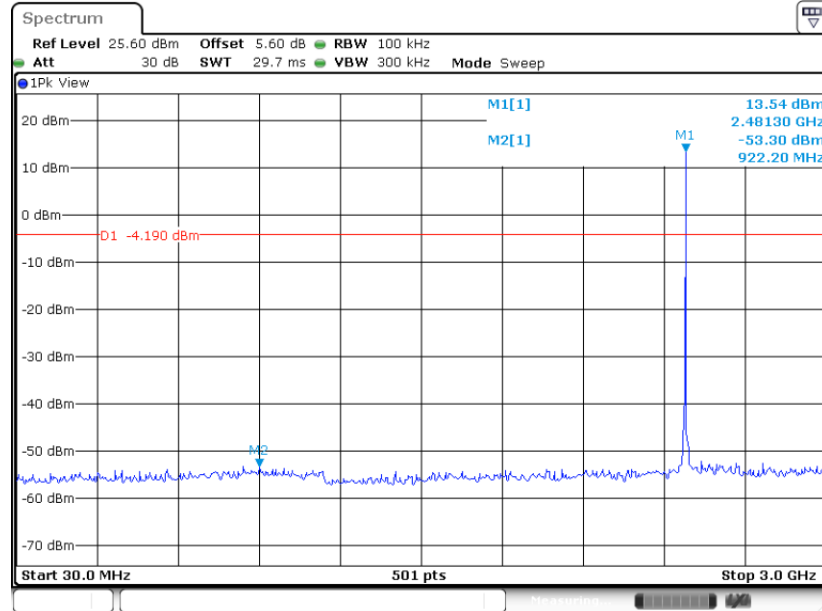
Conducted Spurious Emission Plot on Bluetooth LE 1Mbps GFSK Channel 19



Date: 16.NOV.2022 19:52:52

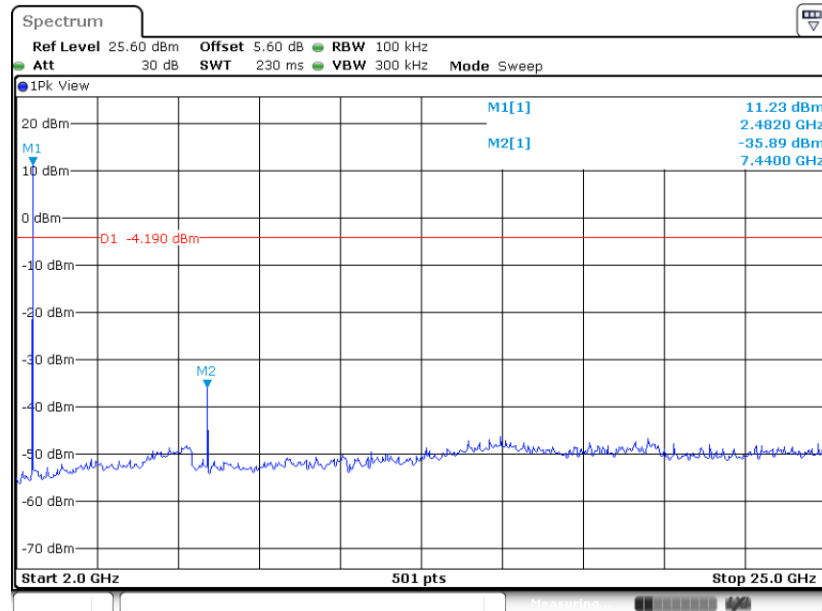


Conducted Spurious Emission Plot on Bluetooth LE 1Mbps GFSK Channel 39



Date: 16.NOV.2022 19:58:11

Conducted Spurious Emission Plot on Bluetooth LE 1Mbps GFSK Channel 39



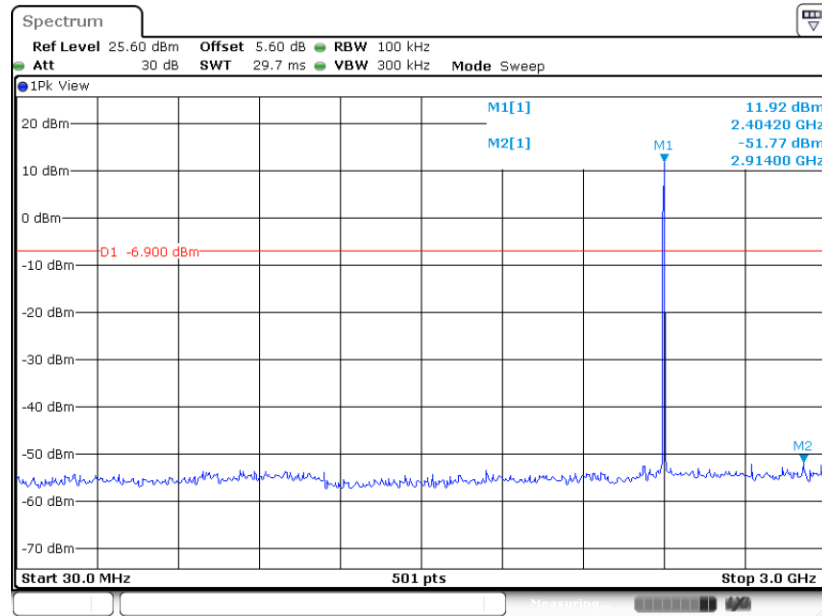
Date: 16.NOV.2022 19:58:31



Bluetooth LE 2Mbps

Conducted Spurious Emission Plot on Bluetooth LE 2Mbps

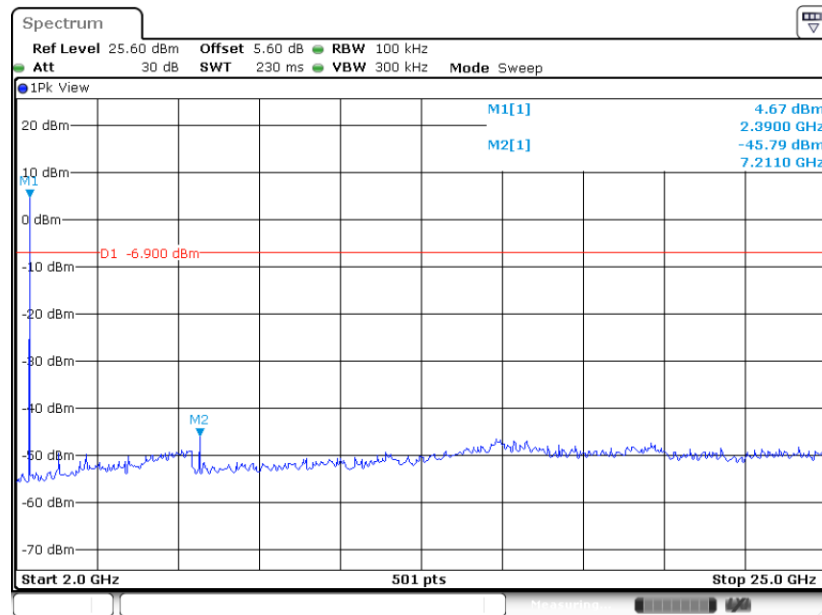
GFSK Channel 00



Date: 16.NOV.2022 20:02:48

Conducted Spurious Emission Plot on Bluetooth LE 2Mbps

GFSK Channel 00

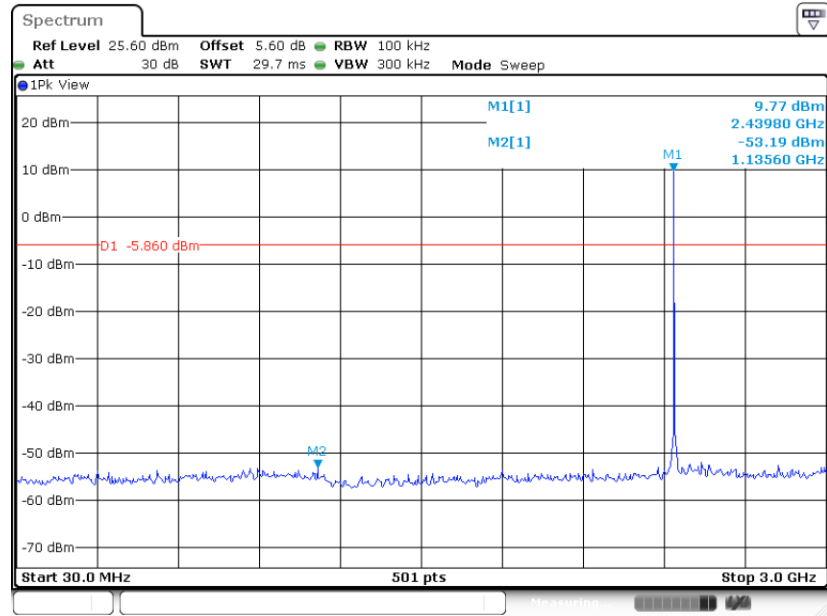


Date: 16.NOV.2022 20:03:08



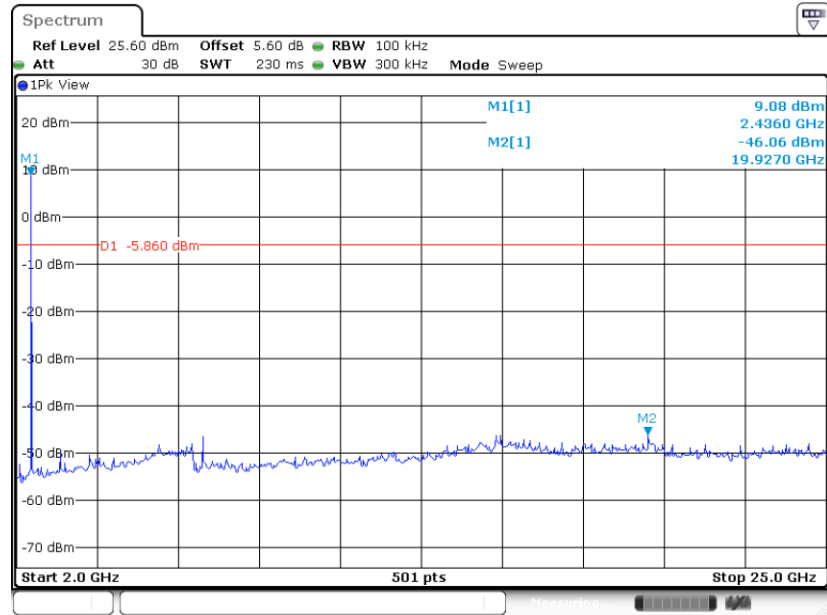


Conducted Spurious Emission Plot on Bluetooth LE 2Mbps GFSK Channel 19



Date: 16.NOV.2022 20:05:01

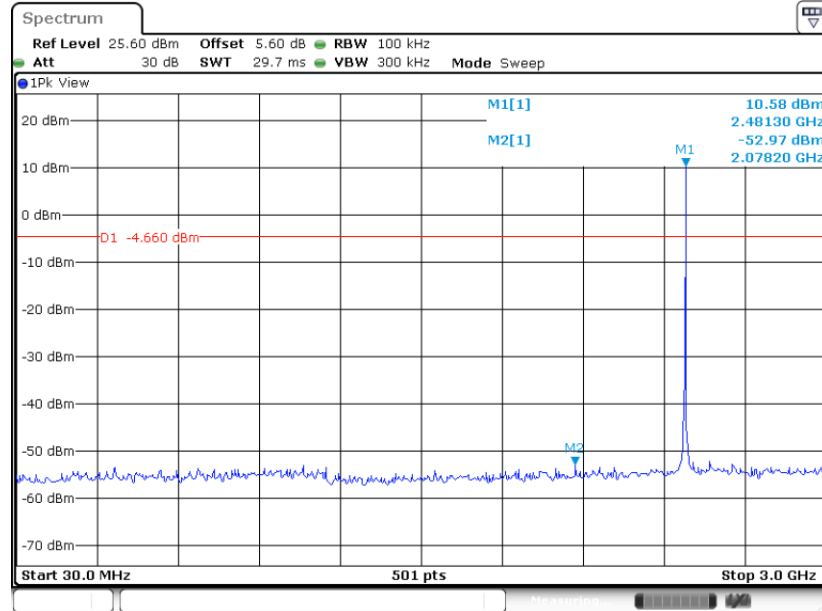
Conducted Spurious Emission Plot on Bluetooth LE 2Mbps GFSK Channel 19



Date: 16.NOV.2022 20:05:21

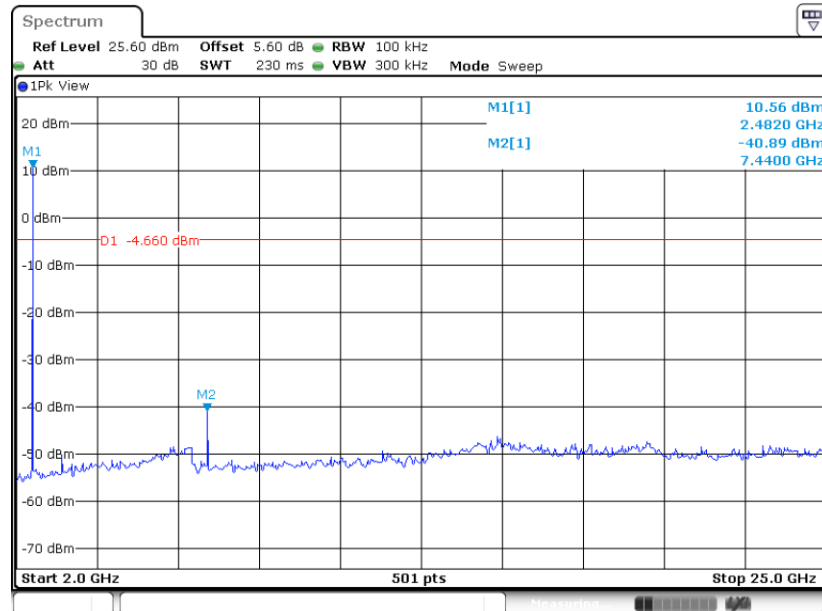


Conducted Spurious Emission Plot on Bluetooth LE 2Mbps GFSK Channel 39



Date: 16.NOV.2022 20:07:24

Conducted Spurious Emission Plot on Bluetooth LE 2Mbps GFSK Channel 39



Date: 16.NOV.2022 20:07:44



### 3.5 Radiated Band Edges and Spurious Emission Measurement

#### 3.5.1 Limit of Radiated Band Edges and Spurious Emission

In any 100 kHz bandwidth outside the intentional radiator frequency band, all harmonics/spurious must be at least 20 dB below the highest emission level within the authorized band. If the output power of this device was measured by spectrum analyzer, the attenuation under this paragraph shall be 30 dB instead of 20 dB. In addition, radiated emissions which fall in the restricted bands must also comply with the limits as below.

Frequency (MHz)	Field Strength (microvolts/meter)	Measurement Distance (meters)
0.009 – 0.490	2400/F(kHz)	300
0.490 – 1.705	24000/F(kHz)	30
1.705 – 30.0	30	30
30 – 88	100	3
88 – 216	150	3
216 - 960	200	3
Above 960	500	3

#### 3.5.2 Measuring Instruments

The section 4.0 of List of Measuring Equipment of this test report is used for test.

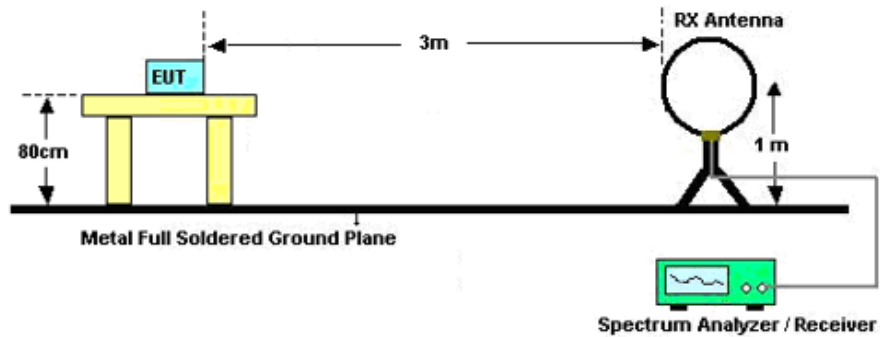


### 3.5.3 Test Procedures

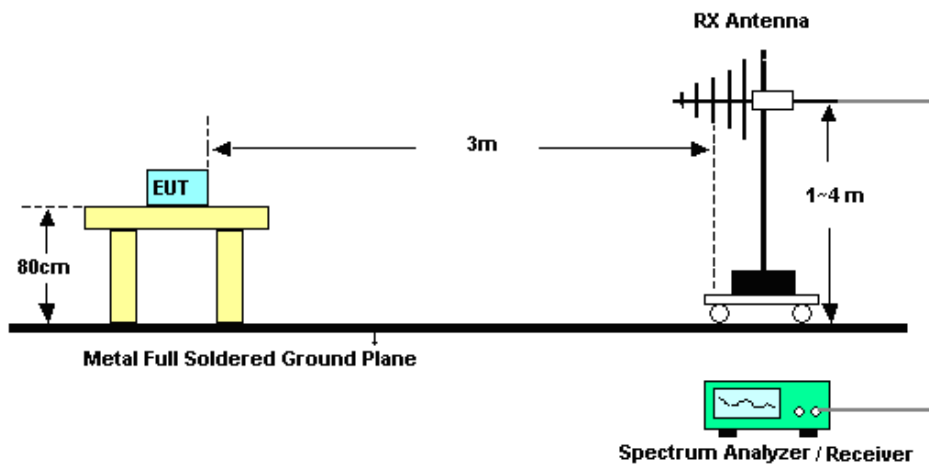
1. The testing follows ANSI C63.10-2013 clause 11.11 & 11.12
2. The EUT was arranged to its worst case and then tune the antenna tower (from 1 m to 4 m) and turntable (from 0 degree to 360 degrees) to find the maximum reading. A pre-amp and a high pass filter are used for the test in order to get better signal level.
3. The EUT was placed on a turntable with 0.8 meter for frequency below 1GHz and 1.5 meter for frequency above 1GHz respectively above ground.
4. The EUT was set 3 meters from the interference receiving antenna, which was mounted on the top of a variable height antenna tower.
5. Corrected Reading: Antenna Factor + Cable Loss + Read Level - Preamp Factor = Level
6. For testing below 1GHz, if the emission level of the EUT in peak mode was 3 dB lower than the limit specified, then peak values of EUT will be reported, otherwise, the emissions will be repeated one by one using the CISPR quasi-peak method and reported.
7. For testing above 1GHz, the emission level of the EUT in peak mode was 20dB lower than peak limit (that means the emission level in average mode also complies with the limit in average mode), then peak values of EUT will be reported, otherwise, the emissions will be measured in average mode again and reported.
8. Use the following spectrum analyzer settings:
  - (1) Span shall wide enough to fully capture the emission being measured;
  - (2) Set RBW=100 kHz for  $f < 1$  GHz;  $VBW \geq RBW$ ; Sweep = auto; Detector function = peak; Trace = max hold;
  - (3) Set RBW = 1 MHz, VBW= 3MHz for  $f \geq 1$  GHz for peak measurement.  
For average measurement:
    - $VBW = 10$  Hz, when duty cycle is no less than 98 percent.
    - $VBW \geq 1/T$ , when duty cycle is less than 98 percent where T is the minimum transmission duration over which the transmitter is on and is transmitting at its maximum power control level for the tested mode of operation.

### 3.5.4 Test Setup

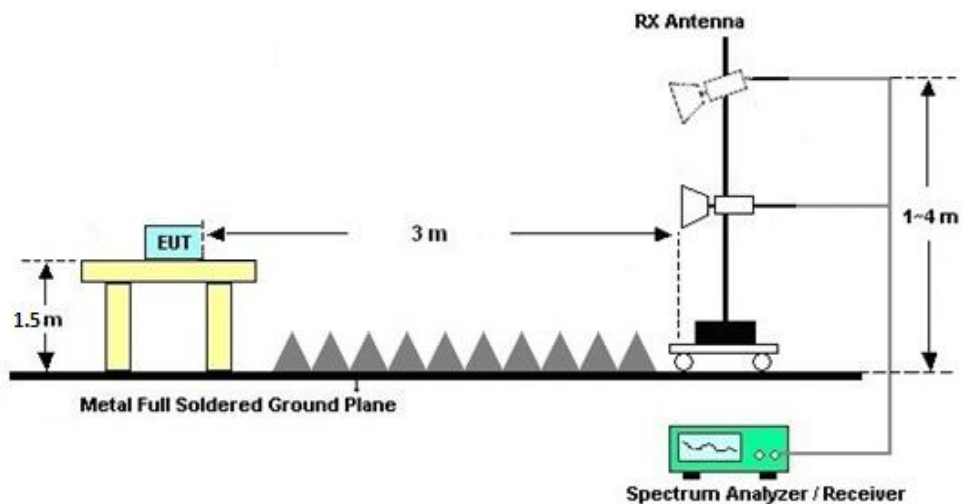
For radiated emissions below 30MHz



For radiated emissions from 30MHz to 1GHz



For radiated emissions above 1GHz





### **3.5.5 Test Results of Radiated Spurious Emissions (9 kHz ~ 30 MHz)**

The low frequency, which started from 9 kHz to 30MHz, was pre-scanned and the result which was 20dB lower than the limit line was not reported.

There is a comparison data of both open-field test site and semi-Anechoic chamber, and the result came out very similar.

### **3.5.6 Test Result of Radiated Spurious at Band Edges**

Please refer to Appendix C.

### **3.5.7 Duty Cycle**

Please refer to Appendix D.

### **3.5.8 Test Result of Radiated Spurious Emission (30MHz ~ 10th Harmonic or 40GHz, whichever is lower)**

Please refer to Appendix C.



### 3.6 AC Conducted Emission Measurement

#### 3.6.1 Limit of AC Conducted Emission

For equipment that is designed to be connected to the public utility (AC) power line, the radio frequency voltage that is conducted back onto the AC power line on any frequency or frequencies within the band 150 kHz to 30 MHz shall not exceed the limits in the following table.

Frequency of emission (MHz)	Conducted limit (dBµV)	
	Quasi-peak	Average
0.15-0.5	66 to 56*	56 to 46*
0.5-5	56	46
5-30	60	50

\*Decreases with the logarithm of the frequency.

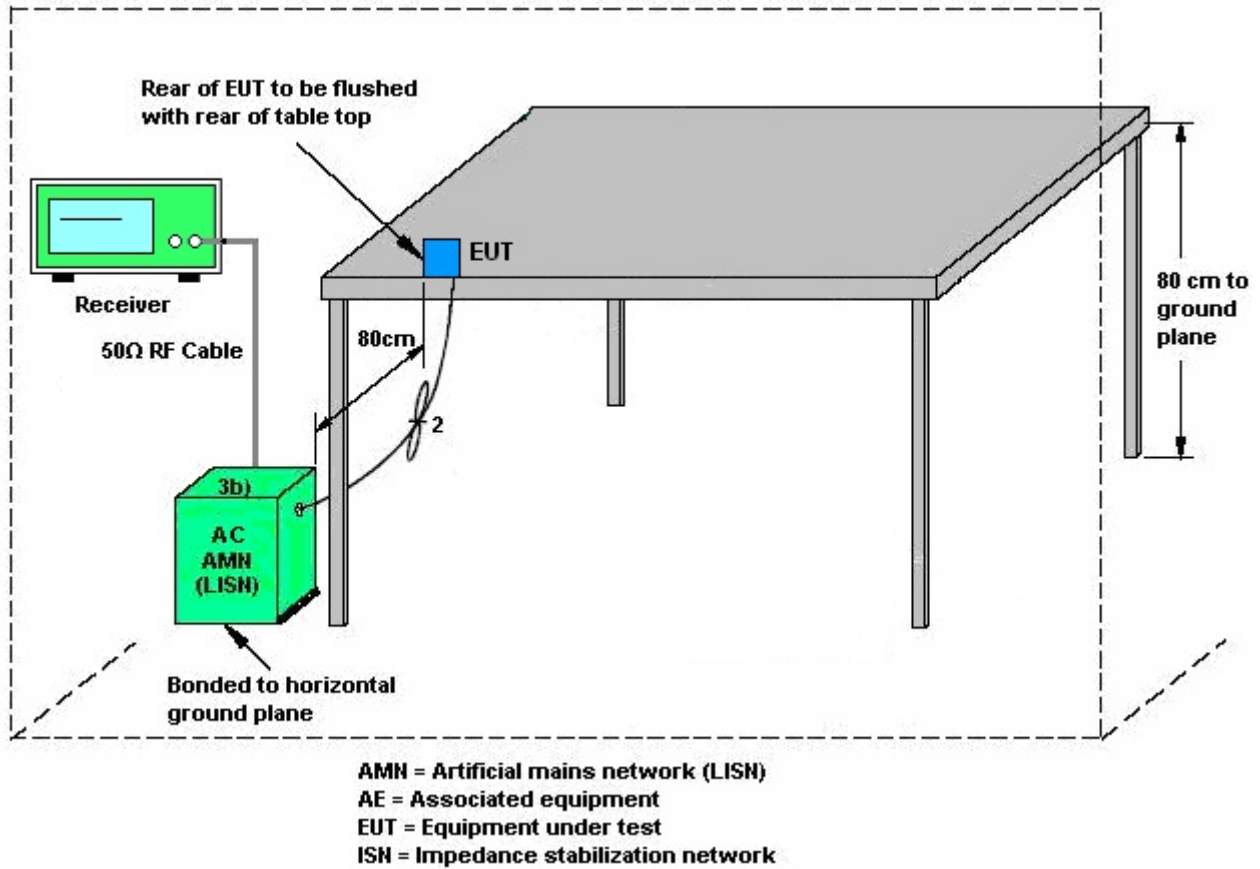
#### 3.6.2 Measuring Instruments

The section 4.0 of List of Measuring Equipment of this test report is used for test.

#### 3.6.3 Test Procedures

1. The EUT was placed 0.4 meter from the conducting wall of the shielding room was kept at least 80 centimeters from any other grounded conducting surface.
2. Connect EUT to the power mains through a line impedance stabilization network (LISN).
3. All the support units are connecting to the other LISN.
4. The LISN provides 50 ohm coupling impedance for the measuring instrument.
5. The FCC states that a 50 ohm, 50 microhenry LISN should be used.
6. Both sides of AC line were checked for maximum conducted interference.
7. The frequency range from 150 kHz to 30 MHz was searched.
8. Set the test-receiver system to Peak Detect Function and specified bandwidth (IF Bandwidth = 9kHz) with Maximum Hold Mode. Then measurement is also conducted by Average Detector and Quasi-Peak Detector Function respectively.

### 3.6.4 Test Setup



### 3.6.5 Test Result of AC Conducted Emission

Please refer to Appendix B.





## **3.7 Antenna Requirements**

### **3.7.1 Standard Applicable**

If directional gain of transmitting antennas is greater than 6dBi, the power shall be reduced by the same level in dB comparing to gain minus 6dBi. The use of a permanently attached antenna or of an antenna that uses a unique coupling to the intentional radiator shall be considered sufficient to comply with the rule.

### **3.7.2 Antenna Anti-Replacement Construction**

Non-standard antenna connector is used.

### **3.7.3 Antenna Gain**

The antenna peak gain of EUT is less than 6 dBi. Therefore, it is not necessary to reduce maximum peak output power limit.



## 4 List of Measuring Equipment

Instrument	Manufacturer	Model No.	Serial No.	Characteristics	Calibration Date	Test Date	Due Date	Remark
Spectrum Analyzer	R&S	FSV40	101040	10Hz~40GHz	Oct. 12, 2022	Nov. 16, 2022	Oct. 11, 2023	Conducted (TH01-KS)
Pulse Power Sensor	Anritsu	MA2411B	0917070	300MHz~40GHz	Jan. 05, 2022	Nov. 16, 2022	Jan. 04, 2023	Conducted (TH01-KS)
Power Meter	Anritsu	ML2495A	1005002	50MHz Bandwidth	Jan. 05, 2022	Nov. 16, 2022	Jan. 04, 2023	Conducted (TH01-KS)
EMI Test Receiver	R&S	ESR7	101403	9kHz~7GHz;Max x 30dBm	Oct. 12, 2022	Nov. 07, 2022~Nov. 11, 2022	Oct. 11, 2023	Radiation (03CH07-KS)
EXA Spectrum Analyzer	Keysight	N9010A	MY55370528	10Hz~44G,MAX 30dB	Oct. 12, 2022	Nov. 07, 2022~Nov. 11, 2022	Oct. 11, 2023	Radiation (03CH07-KS)
Loop Antenna	R&S	HFH2-Z2	100321	9kHz~30MHz	Oct. 16, 2022	Nov. 07, 2022~Nov. 11, 2022	Oct. 15, 2023	Radiation (03CH07-KS)
Bilog Antenna	TeseQ	CBL6111D	59913	30MHz~1GHz	Aug. 26, 2022	Nov. 07, 2022~Nov. 11, 2022	Aug. 25, 2023	Radiation (03CH07-KS)
Double Ridge Horn Antenna	ETS-Lindgren	3117	00218652	1GHz~18GHz	Apr. 06, 2022	Nov. 07, 2022~Nov. 11, 2022	Apr. 05, 2023	Radiation (03CH07-KS)
SHF-EHF Horn	Com-power	AH-840	101070	18GHz~40GHz	Jan. 05, 2022	Nov. 07, 2022~Nov. 11, 2022	Jan. 04, 2023	Radiation (03CH07-KS)
Amplifier	SONOMA	310N	413740	9KHz-1GHz	Jan. 05, 2022	Nov. 07, 2022~Nov. 11, 2022	Jan. 04, 2023	Radiation (03CH07-KS)
Amplifier	EM	EM01G18GA	060834	1Ghz-18Ghz	Oct. 12, 2022	Nov. 07, 2022~Nov. 11, 2022	Oct. 11, 2023	Radiation (03CH07-KS)
Amplifier	MITEQ	EM18G40GGA	060728	18~40GHz	Jan. 05, 2022	Nov. 07, 2022~Nov. 11, 2022	Jan. 04, 2023	Radiation (03CH07-KS)
high gain Amplifier	EM	EM01G18GA	060840	1Ghz-18Ghz	Oct. 12, 2022	Nov. 07, 2022~Nov. 11, 2022	Oct. 11, 2023	Radiation (03CH07-KS)
AC Power Source	Chroma	61601	616010002473	N/A	NCR	Nov. 07, 2022~Nov. 11, 2022	NCR	Radiation (03CH07-KS)
Turn Table	EM	EM 1000-T	N/A	0~360 degree	NCR	Nov. 07, 2022~Nov. 11, 2022	NCR	Radiation (03CH07-KS)
Antenna Mast	EM	EM 1000-A	N/A	1 m~4 m	NCR	Nov. 07, 2022~Nov. 11, 2022	NCR	Radiation (03CH07-KS)
EMI Receiver	R&S	ESCI7	100768	9kHz~7GHz;	Apr. 20, 2022	Nov. 07, 2022	Apr. 19, 2023	Conduction (CO01-KS)
AC LISN (for auxiliary equipment)	MessTec	AN3016	060103	9kHz~30MHz	Oct. 13, 2022	Nov. 07, 2022	Oct. 12, 2023	Conduction (CO01-KS)
AC LISN	R&S	ENV216	100334	9kHz~30MHz	May 24, 2022	Nov. 07, 2022	May 23, 2023	Conduction (CO01-KS)
AC Power Source	Chroma	61602	ABP000000811	AC 0V~300V, 45Hz~1000Hz	Oct. 12, 2022	Nov. 07, 2022	Oct. 11, 2023	Conduction (CO01-KS)

NCR: No Calibration Required



## 5 Uncertainty of Evaluation

The measurement uncertainties shown below were calculated in accordance with the requirements of ANSI 63.10-2013. All the measurement uncertainty value were shown with a coverage K=2 to indicate 95% level of confidence. The measurement data show herein meets or exceeds the CISPR measurement uncertainty values specified in CISPR 16-4-2 and can be compared directly to specified limit to determine compliance.

### Uncertainty of Conducted Measurement

Test Item	Uncertainty
Conducted Power	±0.46 dB
Conducted Emissions	±0.48 dB
Occupied Channel Bandwidth	±0.1 %
Conducted Power Spectral Density	±0.40 dB

### Uncertainty of Conducted Emission Measurement (150 kHz ~ 30 MHz)

Measuring Uncertainty for a Level of Confidence of 95% (U = 2Uc(y))	2.94dB
---	--------

### Uncertainty of Radiated Emission Measurement (30 MHz ~ 1000 MHz)

Measuring Uncertainty for a Level of Confidence of 95% (U = 2Uc(y))	5.0dB
---	-------

### Uncertainty of Radiated Emission Measurement (1000 MHz ~ 18000 MHz)

Measuring Uncertainty for a Level of Confidence of 95% (U = 2Uc(y))	5.0dB
---	-------

### Uncertainty of Radiated Emission Measurement (18000 MHz ~ 40000 MHz)

Measuring Uncertainty for a Level of Confidence of 95% (U = 2Uc(y))	5.0dB
---	-------

----- THE END -----



## Appendix A. Conducted Test Results

Report Number : FR201801A

Test Engineer:	Jacob Zhang	Temperature:	20~26	°C
Test Date:	2022/11/16	Relative Humidity:	40~51	%

**Bluetooth Low Energy**

Test Engineer:	Jacob Zhang	Temperature:	20~26	°C
Test Date:	2022/11/16	Relative Humidity:	40~51	%

**TEST RESULTS DATA**  
**6dB and 99% Occupied Bandwidth**

Mod.	Data Rate	N <sub>TX</sub>	CH.	Freq. (MHz)	99% Occupied BW (MHz)	6dB BW (MHz)	6dB BW Limit (MHz)	Pass/Fail
BLE	1Mbps	1	0	2402	1.08	0.65	0.50	Pass
BLE	1Mbps	1	19	2440	1.08	0.65	0.50	Pass
BLE	1Mbps	1	39	2480	1.08	0.64	0.50	Pass

**TEST RESULTS DATA**  
**Peak Power Table**

Mod.	Data Rate	N <sub>TX</sub>	CH.	Freq. (MHz)	Peak Conducted Power (dBm)	Conducted Power Limit (dBm)	DG (dBi)	EIRP Power (dBm)	EIRP Power Limit (dBm)	Pass /Fail
BLE	1Mbps	1	0	2402	14.45	30.00	3.26	17.71	36.00	Pass
BLE	1Mbps	1	19	2440	15.56	30.00	3.26	18.82	36.00	Pass
BLE	1Mbps	1	39	2480	16.62	30.00	3.26	19.88	36.00	Pass

**TEST RESULTS DATA**  
**Average Power Table**  
**(Reporting Only)**

Mod.	Data Rate	N <sub>TX</sub>	CH.	Freq. (MHz)	Duty Factor (dB)	Average Conducted Power (dBm)
BLE	1Mbps	1	0	2402	0.21	13.15
BLE	1Mbps	1	19	2440	0.21	14.05
BLE	1Mbps	1	39	2480	0.21	15.02

Duty factor = 10 log (1/x), where x is the measured duty cycle

**TEST RESULTS DATA**  
**Peak Power Density**

Mod.	Data Rate	N <sub>TX</sub>	CH.	Freq. (MHz)	Peak PSD (dBm /100kHz)	Peak PSD (dBm /3kHz)	DG (dBi)	Peak PSD Limit (dBm /3kHz)	Pass/Fail
BLE	1Mbps	1	0	2402	12.97	-0.84	3.26	8.00	Pass
BLE	1Mbps	1	19	2440	14.55	0.23	3.26	8.00	Pass
BLE	1Mbps	1	39	2480	15.81	1.41	3.26	8.00	Pass

Note: PSD (dBm/ 100kHz) is a reference level used for Conducted Band Edges and Conducted Spurious Emission 20dBc limit.

**Bluetooth Low Energy**

Test Engineer:	Jacob Zhang	Temperature:	20~26	°C
Test Date:	2022/11/16	Relative Humidity:	40~51	%

**TEST RESULTS DATA**  
**6dB and 99% Occupied Bandwidth**

Mod.	Data Rate	N <sub>TX</sub>	CH.	Freq. (MHz)	99% Occupied BW (MHz)	6dB BW (MHz)	6dB BW Limit (MHz)	Pass/Fail
BLE	2Mbps	1	0	2402	2.10	1.10	0.50	Pass
BLE	2Mbps	1	19	2440	2.11	1.10	0.50	Pass
BLE	2Mbps	1	39	2480	2.10	1.11	0.50	Pass

**TEST RESULTS DATA**  
**Peak Power Table**

Mod.	Data Rate	N <sub>TX</sub>	CH.	Freq. (MHz)	Peak Conducted Power (dBm)	Conducted Power Limit (dBm)	DG (dBi)	EIRP Power (dBm)	EIRP Power Limit (dBm)	Pass /Fail
BLE	2Mbps	1	0	2402	14.93	30.00	3.26	18.19	36.00	Pass
BLE	2Mbps	1	19	2440	15.84	30.00	3.26	19.10	36.00	Pass
BLE	2Mbps	1	39	2480	17.19	30.00	3.26	20.45	36.00	Pass

**TEST RESULTS DATA**  
**Average Power Table**  
**(Reporting Only)**

Mod.	Data Rate	N <sub>TX</sub>	CH.	Freq. (MHz)	Duty Factor (dB)	Average Conducted Power (dBm)
BLE	2Mbps	1	0	2402	0.21	12.59
BLE	2Mbps	1	19	2440	0.21	13.42
BLE	2Mbps	1	39	2480	0.21	14.93

Duty factor = 10 log (1/x), where x is the measured duty cycle

**TEST RESULTS DATA**  
**Peak Power Density**

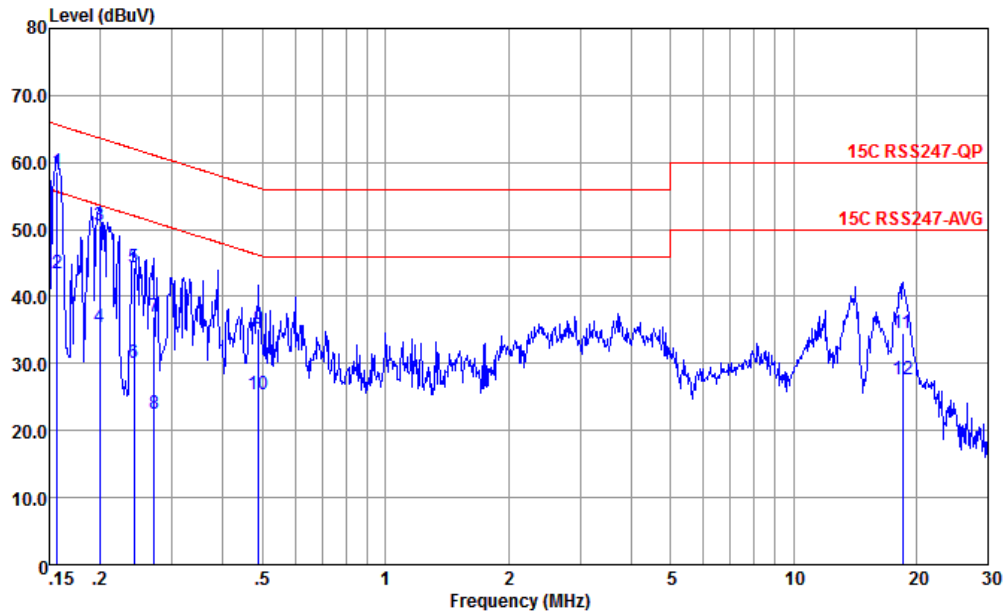
Mod.	Data Rate	N <sub>TX</sub>	CH.	Freq. (MHz)	Peak PSD (dBm /100kHz)	Peak PSD (dBm /3kHz)	DG (dBi)	Peak PSD Limit (dBm /3kHz)	Pass/Fail
BLE	2Mbps	1	0	2402	13.10	-3.75	3.26	8.00	Pass
BLE	2Mbps	1	19	2440	14.14	-2.56	3.26	8.00	Pass
BLE	2Mbps	1	39	2480	15.34	-1.33	3.26	8.00	Pass

Note: PSD (dBm/ 100kHz) is a reference level used for Conducted Band Edges and Conducted Spurious Emission 20dBc limit.



## Appendix B. AC Conducted Emission Test Results

Test Engineer :	Amos Wang	Temperature :	25.3~26.2°C
		Relative Humidity :	38~40%
Test Voltage :	120Vac / 60Hz	Phase :	Line
Remark :	All emissions not reported here are more than 10 dB below the prescribed limit.		



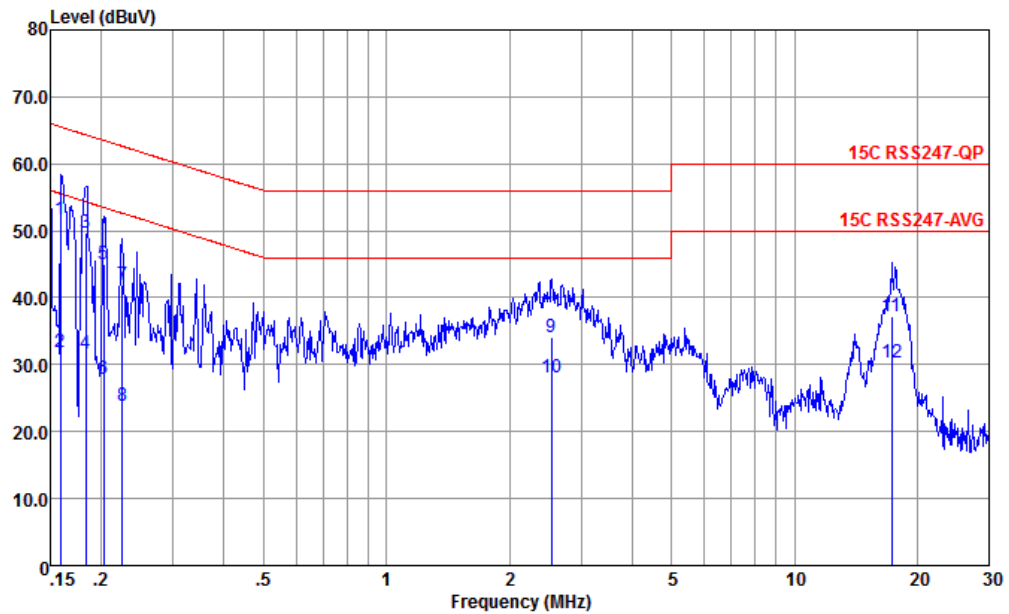
Site : CO01-KS  
 Condition : 15C RSS247-QP LISN-060105-LINE LINE

	Freq	Level	Over	Limit	Read	LISN	Cable	Remark
	MHz	dBuV	Limit	Line	Level	Factor	Loss	
			dB	dBuV	dBuV	dB	dB	
1 *	0.156	58.59	-7.06	65.65	48.10	0.06	10.43	QP
2	0.156	43.39	-12.26	55.65	32.90	0.06	10.43	Average
3	0.200	50.64	-12.98	63.62	40.20	0.02	10.42	QP
4	0.200	35.34	-18.28	53.62	24.90	0.02	10.42	Average
5	0.242	44.33	-17.71	62.04	33.90	0.04	10.39	QP
6	0.242	30.03	-22.01	52.04	19.60	0.04	10.39	Average
7	0.272	37.02	-24.05	61.07	26.60	0.05	10.37	QP
8	0.272	22.62	-28.45	51.07	12.20	0.05	10.37	Average
9	0.489	35.29	-20.90	56.19	25.10	-0.03	10.22	QP
10	0.489	25.49	-20.70	46.19	15.30	-0.03	10.22	Average
11	18.524	34.61	-25.39	60.00	23.60	-0.29	11.30	QP
12	18.524	27.61	-22.39	50.00	16.60	-0.29	11.30	Average





Test Engineer :	Amos Wang	Temperature :	25.3~26.2°C
		Relative Humidity :	38~40%
Test Voltage :	120Vac / 60Hz	Phase :	Neutral
Remark :	All emissions not reported here are more than 10 dB below the prescribed limit.		



Site : CO01-KS  
 Condition : 15C RSS247-QP LISN-060105-NEUTRAL NEUTRAL

	Freq	Level	Over	Limit	Read	LISN	Cable	Remark
	MHz	dBuV	Limit	Line	Level	Factor	Loss	
			dB	dBuV	dBuV	dB	dB	
1 *	0.159	51.66	-13.86	65.52	41.20	0.03	10.43	QP
2	0.159	31.96	-23.56	55.52	21.50	0.03	10.43	Average
3	0.183	49.67	-14.66	64.33	39.21	0.04	10.42	QP
4	0.183	31.67	-22.66	54.33	21.21	0.04	10.42	Average
5	0.203	44.96	-18.53	63.49	34.49	0.05	10.42	QP
6	0.203	27.96	-25.53	53.49	17.49	0.05	10.42	Average
7	0.226	41.92	-20.69	62.61	31.50	0.02	10.40	QP
8	0.226	23.92	-28.69	52.61	13.50	0.02	10.40	Average
9	2.540	34.13	-21.87	56.00	24.20	-0.13	10.06	QP
10	2.540	28.13	-17.87	46.00	18.20	-0.13	10.06	Average
11	17.291	37.25	-22.75	60.00	26.20	-0.23	11.28	QP
12	17.291	30.35	-19.65	50.00	19.30	-0.23	11.28	Average

Note:

- Level(dBμV) = Read Level(dBμV) + LISN Factor(dB) + Cable Loss(dB)
- Over Limit(dB) = Level(dBμV) – Limit Line(dBμV)



### Appendix C. Radiated Spurious Emission

Test Engineer :	Carry Xu	Relative Humidity :	41~42 %
		Temperature :	22~23 °C

Channel	Power setting
BLE-1Mbps--CH00	13
BLE-1Mbps--CH19	13
BLE-1Mbps--CH39	13
BLE-2Mbps--CH00	13
BLE-2Mbps--CH19	13
BLE-2Mbps--CH39	13



### Radiated Spurious Emission Test Modes

Mode	Band (MHz)	Antenna	Modulation	Channel	Frequency	Data Rate	RU	Remark
Mode 1	2400-2483.5	1	Bluetooth-LE_GSFK	00	2402	1Mbps		
Mode 2	2400-2483.5	1	Bluetooth-LE_GSFK	19	2440	1Mbps		
Mode 3	2400-2483.5	1	Bluetooth-LE_GSFK	39	2480	1Mbps		
Mode 4	2400-2483.5	1	Bluetooth-LE_GSFK	00	2402	2Mbps		
Mode 5	2400-2483.5	1	Bluetooth-LE_GSFK	19	2440	2Mbps		
Mode 6	2400-2483.5	1	Bluetooth-LE_GSFK	39	2480	2Mbps		



### Summary of each worse mode

Mode	Modulation	Ch.	Freq. (MHz)	Level (dBuV/m)	Limit (dBuV/m)	Margin (dB)	Pol.	Peak Avg.	Result	Remark
1	Bluetooth-LE_GSKF	00	2389.95	47.65	54.00	-6.35	V	AVERAGE	Pass	Band Edge
2	Bluetooth-LE_GSKF	19	4880.00	50.98	74.00	-23.02	V	PEAK	Pass	Harmonic
3	Bluetooth-LE_GSKF	39	2483.50	50.78	54.00	-3.22	V	AVERAGE	Pass	Band Edge
4	Bluetooth-LE_GSKF	00	2389.95	47.58	54.00	-6.42	V	AVERAGE	Pass	Band Edge
5	Bluetooth-LE_GSKF	19	7320.00	47.90	54.00	-6.10	H	AVERAGE	Pass	Harmonic
6	Bluetooth-LE_GSKF	39	2483.50	50.91	54.00	-3.09	V	AVERAGE	Pass	Band Edge



Mode	1																																																																																																																																	
	Band Edge																																																																																																																																	
	2400-2483.5_Bluetooth-LE_GSKF_CH00_2402MHz																																																																																																																																	
ANT	1																																																																																																																																	
Pol.	Horizontal	Fundamental																																																																																																																																
Peak	<table border="1"> <thead> <tr> <th>Limit</th> <th>Read</th> <th>Ant</th> <th>Cable</th> <th>Preamp</th> <th>Aux</th> <th>APos</th> <th>TPos</th> </tr> <tr> <th>Freq</th> <th>Level</th> <th>Line Margin</th> <th>Level Factor</th> <th>Loss Factor</th> <th>Factor</th> <th></th> <th>Remark</th> </tr> <tr> <th>MHz</th> <th>dBuV/m</th> <th>dBuV/m</th> <th>dB</th> <th>dBuV</th> <th>dB/m</th> <th>dB</th> <th>dB</th> </tr> </thead> <tbody> <tr> <td>1 2389.95</td> <td>57.98</td> <td>74.00</td> <td>-16.02</td> <td>43.78</td> <td>31.98</td> <td>7.11</td> <td>30.89</td> </tr> <tr> <td></td> <td></td> <td></td> <td></td> <td></td> <td></td> <td></td> <td>6.00</td> </tr> <tr> <td></td> <td></td> <td></td> <td></td> <td></td> <td></td> <td></td> <td>132</td> </tr> <tr> <td></td> <td></td> <td></td> <td></td> <td></td> <td></td> <td></td> <td>360</td> </tr> <tr> <td></td> <td></td> <td></td> <td></td> <td></td> <td></td> <td></td> <td>PEAK</td> </tr> </tbody> </table>	Limit	Read	Ant	Cable	Preamp	Aux	APos	TPos	Freq	Level	Line Margin	Level Factor	Loss Factor	Factor		Remark	MHz	dBuV/m	dBuV/m	dB	dBuV	dB/m	dB	dB	1 2389.95	57.98	74.00	-16.02	43.78	31.98	7.11	30.89								6.00								132								360								PEAK	<table border="1"> <thead> <tr> <th>Limit</th> <th>Read</th> <th>Ant</th> <th>Cable</th> <th>Preamp</th> <th>Aux</th> <th>APos</th> <th>TPos</th> </tr> <tr> <th>Freq</th> <th>Level</th> <th>Line Margin</th> <th>Level Factor</th> <th>Loss Factor</th> <th>Factor</th> <th></th> <th>Remark</th> </tr> <tr> <th>MHz</th> <th>dBuV/m</th> <th>dBuV/m</th> <th>dB</th> <th>dBuV</th> <th>dB/m</th> <th>dB</th> <th>dB</th> </tr> </thead> <tbody> <tr> <td>1 2402.00</td> <td>115.40</td> <td>-----</td> <td>-----</td> <td>101.14</td> <td>32.00</td> <td>7.13</td> <td>30.87</td> </tr> <tr> <td></td> <td></td> <td></td> <td></td> <td></td> <td></td> <td></td> <td>6.00</td> </tr> <tr> <td></td> <td></td> <td></td> <td></td> <td></td> <td></td> <td></td> <td>132</td> </tr> <tr> <td></td> <td></td> <td></td> <td></td> <td></td> <td></td> <td></td> <td>360</td> </tr> <tr> <td></td> <td></td> <td></td> <td></td> <td></td> <td></td> <td></td> <td>PEAK</td> </tr> </tbody> </table>	Limit	Read	Ant	Cable	Preamp	Aux	APos	TPos	Freq	Level	Line Margin	Level Factor	Loss Factor	Factor		Remark	MHz	dBuV/m	dBuV/m	dB	dBuV	dB/m	dB	dB	1 2402.00	115.40	-----	-----	101.14	32.00	7.13	30.87								6.00								132								360								PEAK
Limit	Read	Ant	Cable	Preamp	Aux	APos	TPos																																																																																																																											
Freq	Level	Line Margin	Level Factor	Loss Factor	Factor		Remark																																																																																																																											
MHz	dBuV/m	dBuV/m	dB	dBuV	dB/m	dB	dB																																																																																																																											
1 2389.95	57.98	74.00	-16.02	43.78	31.98	7.11	30.89																																																																																																																											
							6.00																																																																																																																											
							132																																																																																																																											
							360																																																																																																																											
							PEAK																																																																																																																											
Limit	Read	Ant	Cable	Preamp	Aux	APos	TPos																																																																																																																											
Freq	Level	Line Margin	Level Factor	Loss Factor	Factor		Remark																																																																																																																											
MHz	dBuV/m	dBuV/m	dB	dBuV	dB/m	dB	dB																																																																																																																											
1 2402.00	115.40	-----	-----	101.14	32.00	7.13	30.87																																																																																																																											
							6.00																																																																																																																											
							132																																																																																																																											
							360																																																																																																																											
							PEAK																																																																																																																											
Avg	<table border="1"> <thead> <tr> <th>Limit</th> <th>Read</th> <th>Ant</th> <th>Cable</th> <th>Preamp</th> <th>Aux</th> <th>APos</th> <th>TPos</th> </tr> <tr> <th>Freq</th> <th>Level</th> <th>Line Margin</th> <th>Level Factor</th> <th>Loss Factor</th> <th>Factor</th> <th></th> <th>Remark</th> </tr> <tr> <th>MHz</th> <th>dBuV/m</th> <th>dBuV/m</th> <th>dB</th> <th>dBuV</th> <th>dB/m</th> <th>dB</th> <th>dB</th> </tr> </thead> <tbody> <tr> <td>1 2389.95</td> <td>47.19</td> <td>54.00</td> <td>-6.81</td> <td>32.99</td> <td>31.98</td> <td>7.11</td> <td>30.89</td> </tr> <tr> <td></td> <td></td> <td></td> <td></td> <td></td> <td></td> <td></td> <td>6.00</td> </tr> <tr> <td></td> <td></td> <td></td> <td></td> <td></td> <td></td> <td></td> <td>132</td> </tr> <tr> <td></td> <td></td> <td></td> <td></td> <td></td> <td></td> <td></td> <td>360</td> </tr> <tr> <td></td> <td></td> <td></td> <td></td> <td></td> <td></td> <td></td> <td>AVERAGE</td> </tr> </tbody> </table>	Limit	Read	Ant	Cable	Preamp	Aux	APos	TPos	Freq	Level	Line Margin	Level Factor	Loss Factor	Factor		Remark	MHz	dBuV/m	dBuV/m	dB	dBuV	dB/m	dB	dB	1 2389.95	47.19	54.00	-6.81	32.99	31.98	7.11	30.89								6.00								132								360								AVERAGE	<table border="1"> <thead> <tr> <th>Limit</th> <th>Read</th> <th>Ant</th> <th>Cable</th> <th>Preamp</th> <th>Aux</th> <th>APos</th> <th>TPos</th> </tr> <tr> <th>Freq</th> <th>Level</th> <th>Line Margin</th> <th>Level Factor</th> <th>Loss Factor</th> <th>Factor</th> <th></th> <th>Remark</th> </tr> <tr> <th>MHz</th> <th>dBuV/m</th> <th>dBuV/m</th> <th>dB</th> <th>dBuV</th> <th>dB/m</th> <th>dB</th> <th>dB</th> </tr> </thead> <tbody> <tr> <td>1 2402.00</td> <td>113.79</td> <td>-----</td> <td>-----</td> <td>99.53</td> <td>32.00</td> <td>7.13</td> <td>30.87</td> </tr> <tr> <td></td> <td></td> <td></td> <td></td> <td></td> <td></td> <td></td> <td>6.00</td> </tr> <tr> <td></td> <td></td> <td></td> <td></td> <td></td> <td></td> <td></td> <td>132</td> </tr> <tr> <td></td> <td></td> <td></td> <td></td> <td></td> <td></td> <td></td> <td>360</td> </tr> <tr> <td></td> <td></td> <td></td> <td></td> <td></td> <td></td> <td></td> <td>AVERAGE</td> </tr> </tbody> </table>	Limit	Read	Ant	Cable	Preamp	Aux	APos	TPos	Freq	Level	Line Margin	Level Factor	Loss Factor	Factor		Remark	MHz	dBuV/m	dBuV/m	dB	dBuV	dB/m	dB	dB	1 2402.00	113.79	-----	-----	99.53	32.00	7.13	30.87								6.00								132								360								AVERAGE
Limit	Read	Ant	Cable	Preamp	Aux	APos	TPos																																																																																																																											
Freq	Level	Line Margin	Level Factor	Loss Factor	Factor		Remark																																																																																																																											
MHz	dBuV/m	dBuV/m	dB	dBuV	dB/m	dB	dB																																																																																																																											
1 2389.95	47.19	54.00	-6.81	32.99	31.98	7.11	30.89																																																																																																																											
							6.00																																																																																																																											
							132																																																																																																																											
							360																																																																																																																											
							AVERAGE																																																																																																																											
Limit	Read	Ant	Cable	Preamp	Aux	APos	TPos																																																																																																																											
Freq	Level	Line Margin	Level Factor	Loss Factor	Factor		Remark																																																																																																																											
MHz	dBuV/m	dBuV/m	dB	dBuV	dB/m	dB	dB																																																																																																																											
1 2402.00	113.79	-----	-----	99.53	32.00	7.13	30.87																																																																																																																											
							6.00																																																																																																																											
							132																																																																																																																											
							360																																																																																																																											
							AVERAGE																																																																																																																											



Mode	1																																																																																																																	
	Band Edge																																																																																																																	
	2400-2483.5_Bluetooth-LE_GSKF_CH00_2402MHz																																																																																																																	
ANT	1																																																																																																																	
Pol.	Vertical	Fundamental																																																																																																																
Peak	<table border="1"> <thead> <tr> <th>Limit</th> <th>Read</th> <th>Ant</th> <th>Cable</th> <th>Preamp</th> <th>Aux</th> <th>APos</th> <th>TPos</th> </tr> <tr> <th>Freq</th> <th>Level</th> <th>Line Margin</th> <th>Level Factor</th> <th>Loss Factor</th> <th>Factor</th> <th></th> <th>Remark</th> </tr> <tr> <th>MHz</th> <th>dBuV/m</th> <th>dBuV/m</th> <th>dB</th> <th>dBuV</th> <th>dB/m</th> <th>dB</th> <th>dB</th> </tr> </thead> <tbody> <tr> <td>1 2389.56</td> <td>58.75</td> <td>74.00</td> <td>-15.25</td> <td>44.55</td> <td>31.98</td> <td>7.11</td> <td>30.89</td> </tr> <tr> <td></td> <td></td> <td></td> <td></td> <td></td> <td></td> <td></td> <td>6.00</td> </tr> <tr> <td></td> <td></td> <td></td> <td></td> <td></td> <td></td> <td></td> <td>374</td> </tr> <tr> <td></td> <td></td> <td></td> <td></td> <td></td> <td></td> <td></td> <td>40 PEAK</td> </tr> </tbody> </table>	Limit	Read	Ant	Cable	Preamp	Aux	APos	TPos	Freq	Level	Line Margin	Level Factor	Loss Factor	Factor		Remark	MHz	dBuV/m	dBuV/m	dB	dBuV	dB/m	dB	dB	1 2389.56	58.75	74.00	-15.25	44.55	31.98	7.11	30.89								6.00								374								40 PEAK	<table border="1"> <thead> <tr> <th>Limit</th> <th>Read</th> <th>Ant</th> <th>Cable</th> <th>Preamp</th> <th>Aux</th> <th>APos</th> <th>TPos</th> </tr> <tr> <th>Freq</th> <th>Level</th> <th>Line Margin</th> <th>Level Factor</th> <th>Loss Factor</th> <th>Factor</th> <th></th> <th>Remark</th> </tr> <tr> <th>MHz</th> <th>dBuV/m</th> <th>dBuV/m</th> <th>dB</th> <th>dBuV</th> <th>dB/m</th> <th>dB</th> <th>dB</th> </tr> </thead> <tbody> <tr> <td>1 2402.00</td> <td>115.73</td> <td>74.00</td> <td>41.73</td> <td>101.47</td> <td>32.00</td> <td>7.13</td> <td>30.87</td> </tr> <tr> <td></td> <td></td> <td></td> <td></td> <td></td> <td></td> <td></td> <td>6.00</td> </tr> <tr> <td></td> <td></td> <td></td> <td></td> <td></td> <td></td> <td></td> <td>374</td> </tr> <tr> <td></td> <td></td> <td></td> <td></td> <td></td> <td></td> <td></td> <td>40 PEAK</td> </tr> </tbody> </table>	Limit	Read	Ant	Cable	Preamp	Aux	APos	TPos	Freq	Level	Line Margin	Level Factor	Loss Factor	Factor		Remark	MHz	dBuV/m	dBuV/m	dB	dBuV	dB/m	dB	dB	1 2402.00	115.73	74.00	41.73	101.47	32.00	7.13	30.87								6.00								374								40 PEAK
Limit	Read	Ant	Cable	Preamp	Aux	APos	TPos																																																																																																											
Freq	Level	Line Margin	Level Factor	Loss Factor	Factor		Remark																																																																																																											
MHz	dBuV/m	dBuV/m	dB	dBuV	dB/m	dB	dB																																																																																																											
1 2389.56	58.75	74.00	-15.25	44.55	31.98	7.11	30.89																																																																																																											
							6.00																																																																																																											
							374																																																																																																											
							40 PEAK																																																																																																											
Limit	Read	Ant	Cable	Preamp	Aux	APos	TPos																																																																																																											
Freq	Level	Line Margin	Level Factor	Loss Factor	Factor		Remark																																																																																																											
MHz	dBuV/m	dBuV/m	dB	dBuV	dB/m	dB	dB																																																																																																											
1 2402.00	115.73	74.00	41.73	101.47	32.00	7.13	30.87																																																																																																											
							6.00																																																																																																											
							374																																																																																																											
							40 PEAK																																																																																																											
Avg	<table border="1"> <thead> <tr> <th>Limit</th> <th>Read</th> <th>Ant</th> <th>Cable</th> <th>Preamp</th> <th>Aux</th> <th>APos</th> <th>TPos</th> </tr> <tr> <th>Freq</th> <th>Level</th> <th>Line Margin</th> <th>Level Factor</th> <th>Loss Factor</th> <th>Factor</th> <th></th> <th>Remark</th> </tr> <tr> <th>MHz</th> <th>dBuV/m</th> <th>dBuV/m</th> <th>dB</th> <th>dBuV</th> <th>dB/m</th> <th>dB</th> <th>dB</th> </tr> </thead> <tbody> <tr> <td>1 2389.95</td> <td>47.65</td> <td>54.00</td> <td>-6.35</td> <td>33.45</td> <td>31.98</td> <td>7.11</td> <td>30.89</td> </tr> <tr> <td></td> <td></td> <td></td> <td></td> <td></td> <td></td> <td></td> <td>6.00</td> </tr> <tr> <td></td> <td></td> <td></td> <td></td> <td></td> <td></td> <td></td> <td>374</td> </tr> <tr> <td></td> <td></td> <td></td> <td></td> <td></td> <td></td> <td></td> <td>40 AVERAGE</td> </tr> </tbody> </table>	Limit	Read	Ant	Cable	Preamp	Aux	APos	TPos	Freq	Level	Line Margin	Level Factor	Loss Factor	Factor		Remark	MHz	dBuV/m	dBuV/m	dB	dBuV	dB/m	dB	dB	1 2389.95	47.65	54.00	-6.35	33.45	31.98	7.11	30.89								6.00								374								40 AVERAGE	<table border="1"> <thead> <tr> <th>Limit</th> <th>Read</th> <th>Ant</th> <th>Cable</th> <th>Preamp</th> <th>Aux</th> <th>APos</th> <th>TPos</th> </tr> <tr> <th>Freq</th> <th>Level</th> <th>Line Margin</th> <th>Level Factor</th> <th>Loss Factor</th> <th>Factor</th> <th></th> <th>Remark</th> </tr> <tr> <th>MHz</th> <th>dBuV/m</th> <th>dBuV/m</th> <th>dB</th> <th>dBuV</th> <th>dB/m</th> <th>dB</th> <th>dB</th> </tr> </thead> <tbody> <tr> <td>1 2402.00</td> <td>114.30</td> <td>54.00</td> <td>60.30</td> <td>100.04</td> <td>32.00</td> <td>7.13</td> <td>30.87</td> </tr> <tr> <td></td> <td></td> <td></td> <td></td> <td></td> <td></td> <td></td> <td>6.00</td> </tr> <tr> <td></td> <td></td> <td></td> <td></td> <td></td> <td></td> <td></td> <td>374</td> </tr> <tr> <td></td> <td></td> <td></td> <td></td> <td></td> <td></td> <td></td> <td>40 AVERAGE</td> </tr> </tbody> </table>	Limit	Read	Ant	Cable	Preamp	Aux	APos	TPos	Freq	Level	Line Margin	Level Factor	Loss Factor	Factor		Remark	MHz	dBuV/m	dBuV/m	dB	dBuV	dB/m	dB	dB	1 2402.00	114.30	54.00	60.30	100.04	32.00	7.13	30.87								6.00								374								40 AVERAGE
Limit	Read	Ant	Cable	Preamp	Aux	APos	TPos																																																																																																											
Freq	Level	Line Margin	Level Factor	Loss Factor	Factor		Remark																																																																																																											
MHz	dBuV/m	dBuV/m	dB	dBuV	dB/m	dB	dB																																																																																																											
1 2389.95	47.65	54.00	-6.35	33.45	31.98	7.11	30.89																																																																																																											
							6.00																																																																																																											
							374																																																																																																											
							40 AVERAGE																																																																																																											
Limit	Read	Ant	Cable	Preamp	Aux	APos	TPos																																																																																																											
Freq	Level	Line Margin	Level Factor	Loss Factor	Factor		Remark																																																																																																											
MHz	dBuV/m	dBuV/m	dB	dBuV	dB/m	dB	dB																																																																																																											
1 2402.00	114.30	54.00	60.30	100.04	32.00	7.13	30.87																																																																																																											
							6.00																																																																																																											
							374																																																																																																											
							40 AVERAGE																																																																																																											



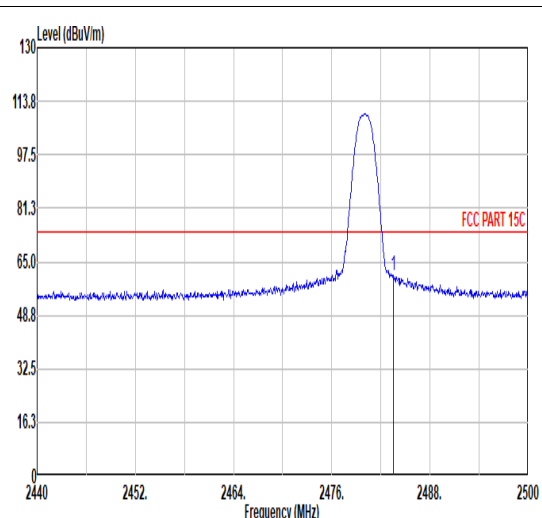
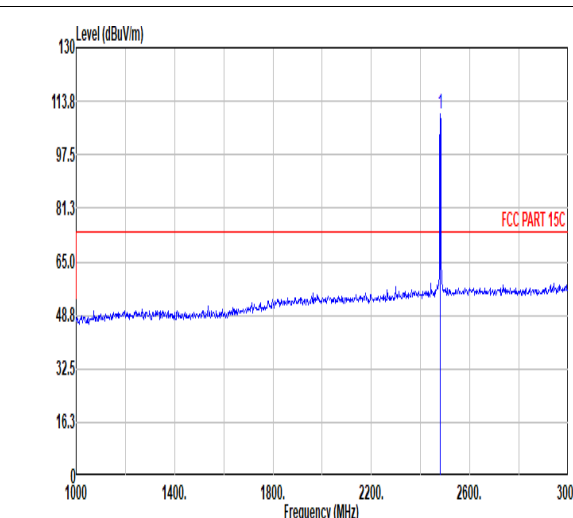
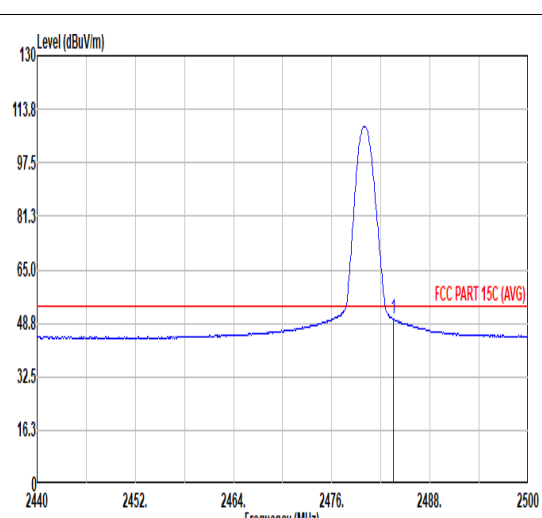
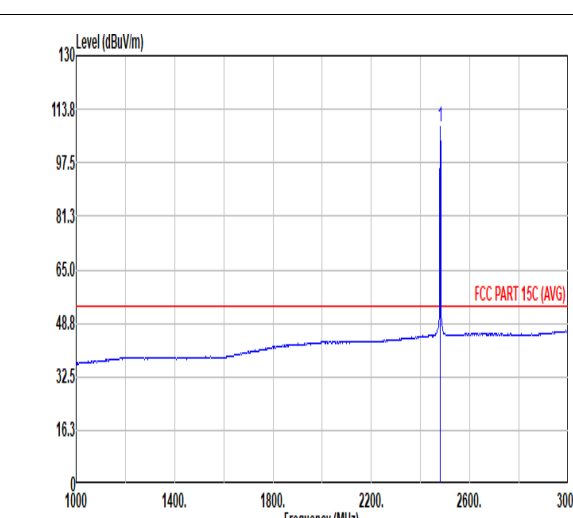
Mode	1																																																																																		
	Harmonic																																																																																		
	2400-2483.5_Bluetooth-LE_GSKF_CH00_2402MHz																																																																																		
ANT	1																																																																																		
Pol.	Horizontal	Vertical																																																																																	
Peak Avg																																																																																			
	<table border="1"> <thead> <tr> <th>Limit</th> <th>Read</th> <th>Ant</th> <th>Cable</th> <th>Preamp</th> <th>Aux</th> <th>APos</th> <th>TPos</th> <th></th> </tr> <tr> <th>Freq</th> <th>Level</th> <th>Line Margin</th> <th>Level</th> <th>Factor</th> <th>Loss Factor</th> <th>Factor</th> <th></th> <th>Remark</th> </tr> <tr> <th>MHz</th> <th>dBuV/m</th> <th>dBuV/m</th> <th>dB</th> <th>dBuV</th> <th>dB/m</th> <th>dB</th> <th>dB</th> <th>cm</th> <th>deg</th> </tr> </thead> <tbody> <tr> <td>1</td> <td>4804.00</td> <td>43.09</td> <td>74.00</td> <td>-30.91</td> <td>64.13</td> <td>34.10</td> <td>10.29</td> <td>65.43</td> <td>0.00</td> <td>300</td> <td>360</td> <td>PEAK</td> </tr> </tbody> </table>	Limit	Read	Ant	Cable	Preamp	Aux	APos	TPos		Freq	Level	Line Margin	Level	Factor	Loss Factor	Factor		Remark	MHz	dBuV/m	dBuV/m	dB	dBuV	dB/m	dB	dB	cm	deg	1	4804.00	43.09	74.00	-30.91	64.13	34.10	10.29	65.43	0.00	300	360	PEAK	<table border="1"> <thead> <tr> <th>Limit</th> <th>Read</th> <th>Ant</th> <th>Cable</th> <th>Preamp</th> <th>Aux</th> <th>APos</th> <th>TPos</th> <th></th> </tr> <tr> <th>Freq</th> <th>Level</th> <th>Line Margin</th> <th>Level</th> <th>Factor</th> <th>Loss Factor</th> <th>Factor</th> <th></th> <th>Remark</th> </tr> <tr> <th>MHz</th> <th>dBuV/m</th> <th>dBuV/m</th> <th>dB</th> <th>dBuV</th> <th>dB/m</th> <th>dB</th> <th>dB</th> <th>cm</th> <th>deg</th> </tr> </thead> <tbody> <tr> <td>1</td> <td>4804.00</td> <td>49.38</td> <td>74.00</td> <td>-24.62</td> <td>70.42</td> <td>34.10</td> <td>10.29</td> <td>65.43</td> <td>0.00</td> <td>100</td> <td>360</td> <td>PEAK</td> </tr> </tbody> </table>	Limit	Read	Ant	Cable	Preamp	Aux	APos	TPos		Freq	Level	Line Margin	Level	Factor	Loss Factor	Factor		Remark	MHz	dBuV/m	dBuV/m	dB	dBuV	dB/m	dB	dB	cm	deg	1	4804.00	49.38	74.00	-24.62	70.42	34.10	10.29	65.43	0.00	100	360
Limit	Read	Ant	Cable	Preamp	Aux	APos	TPos																																																																												
Freq	Level	Line Margin	Level	Factor	Loss Factor	Factor		Remark																																																																											
MHz	dBuV/m	dBuV/m	dB	dBuV	dB/m	dB	dB	cm	deg																																																																										
1	4804.00	43.09	74.00	-30.91	64.13	34.10	10.29	65.43	0.00	300	360	PEAK																																																																							
Limit	Read	Ant	Cable	Preamp	Aux	APos	TPos																																																																												
Freq	Level	Line Margin	Level	Factor	Loss Factor	Factor		Remark																																																																											
MHz	dBuV/m	dBuV/m	dB	dBuV	dB/m	dB	dB	cm	deg																																																																										
1	4804.00	49.38	74.00	-24.62	70.42	34.10	10.29	65.43	0.00	100	360	PEAK																																																																							



Mode	2																																																																																																													
	Harmonic																																																																																																													
	2400-2483.5_Bluetooth-LE_GSKF_CH19_2440MHz																																																																																																													
ANT	1																																																																																																													
Pol.	Horizontal	Vertical																																																																																																												
Peak Avg	<table border="1"> <thead> <tr> <th>Limit</th> <th>Read</th> <th>Ant</th> <th>Cable</th> <th>Preamp</th> <th>Aux</th> <th>APos</th> <th>TPos</th> <th>Remark</th> </tr> <tr> <th>Freq</th> <th>Level</th> <th>Line Margin</th> <th>Level Factor</th> <th>Loss Factor</th> <th>Factor</th> <th>Factor</th> <th></th> <th></th> </tr> <tr> <th>MHz</th> <th>dBuV/m</th> <th>dBuV/m</th> <th>dB</th> <th>dBuV</th> <th>dB/m</th> <th>dB</th> <th>dB</th> <th>cm</th> <th>deg</th> </tr> </thead> <tbody> <tr> <td>1</td> <td>4880.00</td> <td>44.53</td> <td>74.00</td> <td>-29.47</td> <td>65.48</td> <td>34.10</td> <td>10.39</td> <td>65.44</td> <td>0.00</td> <td>100</td> <td>0</td> <td>PEAK</td> </tr> <tr> <td>2</td> <td>7320.00</td> <td>50.22</td> <td>74.00</td> <td>-23.78</td> <td>66.85</td> <td>35.80</td> <td>12.82</td> <td>65.25</td> <td>0.00</td> <td>100</td> <td>0</td> <td>PEAK</td> </tr> </tbody> </table>	Limit	Read	Ant	Cable	Preamp	Aux	APos	TPos	Remark	Freq	Level	Line Margin	Level Factor	Loss Factor	Factor	Factor			MHz	dBuV/m	dBuV/m	dB	dBuV	dB/m	dB	dB	cm	deg	1	4880.00	44.53	74.00	-29.47	65.48	34.10	10.39	65.44	0.00	100	0	PEAK	2	7320.00	50.22	74.00	-23.78	66.85	35.80	12.82	65.25	0.00	100	0	PEAK	<table border="1"> <thead> <tr> <th>Limit</th> <th>Read</th> <th>Ant</th> <th>Cable</th> <th>Preamp</th> <th>Aux</th> <th>APos</th> <th>TPos</th> <th>Remark</th> </tr> <tr> <th>Freq</th> <th>Level</th> <th>Line Margin</th> <th>Level Factor</th> <th>Loss Factor</th> <th>Factor</th> <th>Factor</th> <th></th> <th></th> </tr> <tr> <th>MHz</th> <th>dBuV/m</th> <th>dBuV/m</th> <th>dB</th> <th>dBuV</th> <th>dB/m</th> <th>dB</th> <th>dB</th> <th>cm</th> <th>deg</th> </tr> </thead> <tbody> <tr> <td>1</td> <td>4880.00</td> <td>50.98</td> <td>74.00</td> <td>-23.02</td> <td>71.93</td> <td>34.10</td> <td>10.39</td> <td>65.44</td> <td>0.00</td> <td>300</td> <td>0</td> <td>PEAK</td> </tr> <tr> <td>2</td> <td>7320.00</td> <td>47.88</td> <td>74.00</td> <td>-26.12</td> <td>64.51</td> <td>35.80</td> <td>12.82</td> <td>65.25</td> <td>0.00</td> <td>300</td> <td>0</td> <td>PEAK</td> </tr> </tbody> </table>	Limit	Read	Ant	Cable	Preamp	Aux	APos	TPos	Remark	Freq	Level	Line Margin	Level Factor	Loss Factor	Factor	Factor			MHz	dBuV/m	dBuV/m	dB	dBuV	dB/m	dB	dB	cm	deg	1	4880.00	50.98	74.00	-23.02	71.93	34.10	10.39	65.44	0.00	300	0	PEAK	2	7320.00	47.88	74.00	-26.12	64.51	35.80	12.82	65.25	0.00	300	0	PEAK
Limit	Read	Ant	Cable	Preamp	Aux	APos	TPos	Remark																																																																																																						
Freq	Level	Line Margin	Level Factor	Loss Factor	Factor	Factor																																																																																																								
MHz	dBuV/m	dBuV/m	dB	dBuV	dB/m	dB	dB	cm	deg																																																																																																					
1	4880.00	44.53	74.00	-29.47	65.48	34.10	10.39	65.44	0.00	100	0	PEAK																																																																																																		
2	7320.00	50.22	74.00	-23.78	66.85	35.80	12.82	65.25	0.00	100	0	PEAK																																																																																																		
Limit	Read	Ant	Cable	Preamp	Aux	APos	TPos	Remark																																																																																																						
Freq	Level	Line Margin	Level Factor	Loss Factor	Factor	Factor																																																																																																								
MHz	dBuV/m	dBuV/m	dB	dBuV	dB/m	dB	dB	cm	deg																																																																																																					
1	4880.00	50.98	74.00	-23.02	71.93	34.10	10.39	65.44	0.00	300	0	PEAK																																																																																																		
2	7320.00	47.88	74.00	-26.12	64.51	35.80	12.82	65.25	0.00	300	0	PEAK																																																																																																		





Mode	3																																																																																																																																	
	Band Edge																																																																																																																																	
	2400-2483.5_Bluetooth-LE_GSKF_CH39_2480MHz																																																																																																																																	
ANT	1																																																																																																																																	
Pol.	Horizontal	Fundamental																																																																																																																																
Peak	 <p>Level (dBuV/m) vs Frequency (MHz) plot for Horizontal polarization. The y-axis ranges from 0 to 130 dBuV/m, and the x-axis ranges from 2440 to 2500 MHz. A red horizontal line indicates the FCC PART 15C limit at approximately 74 dBuV/m. A significant peak is observed at 2483.50 MHz, reaching a level of 109.76 dBuV/m.</p> <table border="1"> <thead> <tr> <th>Limit</th> <th>Read</th> <th>Ant</th> <th>Cable</th> <th>Preamp</th> <th>Aux</th> <th>APos</th> <th>TPos</th> </tr> <tr> <th>Freq</th> <th>Level</th> <th>Line</th> <th>Margin</th> <th>Level</th> <th>Factor</th> <th>Loss</th> <th>Factor</th> </tr> <tr> <th>MHz</th> <th>dBuV/m</th> <th>dBuV/m</th> <th>dB</th> <th>dBuV</th> <th>dB/m</th> <th>dB</th> <th>dB</th> </tr> </thead> <tbody> <tr> <td>1 2483.50</td> <td>61.00</td> <td>74.00</td> <td>-13.00</td> <td>46.23</td> <td>32.13</td> <td>7.29</td> <td>30.65</td> </tr> <tr> <td></td> <td></td> <td></td> <td></td> <td></td> <td></td> <td></td> <td>6.00</td> </tr> <tr> <td></td> <td></td> <td></td> <td></td> <td></td> <td></td> <td></td> <td>166</td> </tr> <tr> <td></td> <td></td> <td></td> <td></td> <td></td> <td></td> <td></td> <td>360</td> </tr> <tr> <td></td> <td></td> <td></td> <td></td> <td></td> <td></td> <td></td> <td>PEAK</td> </tr> </tbody> </table>	Limit	Read	Ant	Cable	Preamp	Aux	APos	TPos	Freq	Level	Line	Margin	Level	Factor	Loss	Factor	MHz	dBuV/m	dBuV/m	dB	dBuV	dB/m	dB	dB	1 2483.50	61.00	74.00	-13.00	46.23	32.13	7.29	30.65								6.00								166								360								PEAK	 <p>Level (dBuV/m) vs Frequency (MHz) plot for Fundamental polarization. The y-axis ranges from 0 to 130 dBuV/m, and the x-axis ranges from 1000 to 3000 MHz. A red horizontal line indicates the FCC PART 15C limit at approximately 74 dBuV/m. A significant peak is observed at 2480.00 MHz, reaching a level of 109.76 dBuV/m.</p> <table border="1"> <thead> <tr> <th>Limit</th> <th>Read</th> <th>Ant</th> <th>Cable</th> <th>Preamp</th> <th>Aux</th> <th>APos</th> <th>TPos</th> </tr> <tr> <th>Freq</th> <th>Level</th> <th>Line</th> <th>Margin</th> <th>Level</th> <th>Factor</th> <th>Loss</th> <th>Factor</th> </tr> <tr> <th>MHz</th> <th>dBuV/m</th> <th>dBuV/m</th> <th>dB</th> <th>dBuV</th> <th>dB/m</th> <th>dB</th> <th>dB</th> </tr> </thead> <tbody> <tr> <td>1 2480.00</td> <td>109.76</td> <td>74.00</td> <td>-35.76</td> <td>95.02</td> <td>32.12</td> <td>7.28</td> <td>30.66</td> </tr> <tr> <td></td> <td></td> <td></td> <td></td> <td></td> <td></td> <td></td> <td>6.00</td> </tr> <tr> <td></td> <td></td> <td></td> <td></td> <td></td> <td></td> <td></td> <td>166</td> </tr> <tr> <td></td> <td></td> <td></td> <td></td> <td></td> <td></td> <td></td> <td>360</td> </tr> <tr> <td></td> <td></td> <td></td> <td></td> <td></td> <td></td> <td></td> <td>PEAK</td> </tr> </tbody> </table>	Limit	Read	Ant	Cable	Preamp	Aux	APos	TPos	Freq	Level	Line	Margin	Level	Factor	Loss	Factor	MHz	dBuV/m	dBuV/m	dB	dBuV	dB/m	dB	dB	1 2480.00	109.76	74.00	-35.76	95.02	32.12	7.28	30.66								6.00								166								360								PEAK
Limit	Read	Ant	Cable	Preamp	Aux	APos	TPos																																																																																																																											
Freq	Level	Line	Margin	Level	Factor	Loss	Factor																																																																																																																											
MHz	dBuV/m	dBuV/m	dB	dBuV	dB/m	dB	dB																																																																																																																											
1 2483.50	61.00	74.00	-13.00	46.23	32.13	7.29	30.65																																																																																																																											
							6.00																																																																																																																											
							166																																																																																																																											
							360																																																																																																																											
							PEAK																																																																																																																											
Limit	Read	Ant	Cable	Preamp	Aux	APos	TPos																																																																																																																											
Freq	Level	Line	Margin	Level	Factor	Loss	Factor																																																																																																																											
MHz	dBuV/m	dBuV/m	dB	dBuV	dB/m	dB	dB																																																																																																																											
1 2480.00	109.76	74.00	-35.76	95.02	32.12	7.28	30.66																																																																																																																											
							6.00																																																																																																																											
							166																																																																																																																											
							360																																																																																																																											
							PEAK																																																																																																																											
Avg	 <p>Level (dBuV/m) vs Frequency (MHz) plot for Horizontal polarization. The y-axis ranges from 0 to 130 dBuV/m, and the x-axis ranges from 2440 to 2500 MHz. A red horizontal line indicates the FCC PART 15C (AVG) limit at approximately 50 dBuV/m. The average level at 2483.50 MHz is 50.12 dBuV/m.</p> <table border="1"> <thead> <tr> <th>Limit</th> <th>Read</th> <th>Ant</th> <th>Cable</th> <th>Preamp</th> <th>Aux</th> <th>APos</th> <th>TPos</th> </tr> <tr> <th>Freq</th> <th>Level</th> <th>Line</th> <th>Margin</th> <th>Level</th> <th>Factor</th> <th>Loss</th> <th>Factor</th> </tr> <tr> <th>MHz</th> <th>dBuV/m</th> <th>dBuV/m</th> <th>dB</th> <th>dBuV</th> <th>dB/m</th> <th>dB</th> <th>dB</th> </tr> </thead> <tbody> <tr> <td>1 2483.50</td> <td>50.12</td> <td>54.00</td> <td>-3.88</td> <td>35.35</td> <td>32.13</td> <td>7.29</td> <td>30.65</td> </tr> <tr> <td></td> <td></td> <td></td> <td></td> <td></td> <td></td> <td></td> <td>6.00</td> </tr> <tr> <td></td> <td></td> <td></td> <td></td> <td></td> <td></td> <td></td> <td>166</td> </tr> <tr> <td></td> <td></td> <td></td> <td></td> <td></td> <td></td> <td></td> <td>360</td> </tr> <tr> <td></td> <td></td> <td></td> <td></td> <td></td> <td></td> <td></td> <td>AVERAGE</td> </tr> </tbody> </table>	Limit	Read	Ant	Cable	Preamp	Aux	APos	TPos	Freq	Level	Line	Margin	Level	Factor	Loss	Factor	MHz	dBuV/m	dBuV/m	dB	dBuV	dB/m	dB	dB	1 2483.50	50.12	54.00	-3.88	35.35	32.13	7.29	30.65								6.00								166								360								AVERAGE	 <p>Level (dBuV/m) vs Frequency (MHz) plot for Fundamental polarization. The y-axis ranges from 0 to 130 dBuV/m, and the x-axis ranges from 1000 to 3000 MHz. A red horizontal line indicates the FCC PART 15C (AVG) limit at approximately 50 dBuV/m. The average level at 2480.00 MHz is 108.43 dBuV/m.</p> <table border="1"> <thead> <tr> <th>Limit</th> <th>Read</th> <th>Ant</th> <th>Cable</th> <th>Preamp</th> <th>Aux</th> <th>APos</th> <th>TPos</th> </tr> <tr> <th>Freq</th> <th>Level</th> <th>Line</th> <th>Margin</th> <th>Level</th> <th>Factor</th> <th>Loss</th> <th>Factor</th> </tr> <tr> <th>MHz</th> <th>dBuV/m</th> <th>dBuV/m</th> <th>dB</th> <th>dBuV</th> <th>dB/m</th> <th>dB</th> <th>dB</th> </tr> </thead> <tbody> <tr> <td>1 2480.00</td> <td>108.43</td> <td>54.00</td> <td>-54.43</td> <td>93.69</td> <td>32.12</td> <td>7.28</td> <td>30.66</td> </tr> <tr> <td></td> <td></td> <td></td> <td></td> <td></td> <td></td> <td></td> <td>6.00</td> </tr> <tr> <td></td> <td></td> <td></td> <td></td> <td></td> <td></td> <td></td> <td>166</td> </tr> <tr> <td></td> <td></td> <td></td> <td></td> <td></td> <td></td> <td></td> <td>360</td> </tr> <tr> <td></td> <td></td> <td></td> <td></td> <td></td> <td></td> <td></td> <td>AVERAGE</td> </tr> </tbody> </table>	Limit	Read	Ant	Cable	Preamp	Aux	APos	TPos	Freq	Level	Line	Margin	Level	Factor	Loss	Factor	MHz	dBuV/m	dBuV/m	dB	dBuV	dB/m	dB	dB	1 2480.00	108.43	54.00	-54.43	93.69	32.12	7.28	30.66								6.00								166								360								AVERAGE
Limit	Read	Ant	Cable	Preamp	Aux	APos	TPos																																																																																																																											
Freq	Level	Line	Margin	Level	Factor	Loss	Factor																																																																																																																											
MHz	dBuV/m	dBuV/m	dB	dBuV	dB/m	dB	dB																																																																																																																											
1 2483.50	50.12	54.00	-3.88	35.35	32.13	7.29	30.65																																																																																																																											
							6.00																																																																																																																											
							166																																																																																																																											
							360																																																																																																																											
							AVERAGE																																																																																																																											
Limit	Read	Ant	Cable	Preamp	Aux	APos	TPos																																																																																																																											
Freq	Level	Line	Margin	Level	Factor	Loss	Factor																																																																																																																											
MHz	dBuV/m	dBuV/m	dB	dBuV	dB/m	dB	dB																																																																																																																											
1 2480.00	108.43	54.00	-54.43	93.69	32.12	7.28	30.66																																																																																																																											
							6.00																																																																																																																											
							166																																																																																																																											
							360																																																																																																																											
							AVERAGE																																																																																																																											



Mode	3																																																																																																																	
	Band Edge																																																																																																																	
	2400-2483.5_Bluetooth-LE_GSKF_CH39_2480MHz																																																																																																																	
ANT	1																																																																																																																	
Pol.	Vertical	Fundamental																																																																																																																
Peak	<table border="1"> <thead> <tr> <th>Limit</th> <th>Read</th> <th>Ant</th> <th>Cable</th> <th>Preamp</th> <th>Aux</th> <th>APos</th> <th>TPos</th> </tr> <tr> <th>Freq</th> <th>Level</th> <th>Line Margin</th> <th>Level Factor</th> <th>Loss Factor</th> <th>Factor</th> <th></th> <th>Remark</th> </tr> <tr> <th>MHz</th> <th>dBuV/m</th> <th>dBuV/m</th> <th>dB</th> <th>dBuV</th> <th>dB/m</th> <th>dB</th> <th>dB</th> </tr> </thead> <tbody> <tr> <td>1 2483.86</td> <td>61.24</td> <td>74.00</td> <td>-12.76</td> <td>46.47</td> <td>32.13</td> <td>7.29</td> <td>30.65</td> </tr> <tr> <td></td> <td></td> <td></td> <td></td> <td></td> <td></td> <td></td> <td>6.00</td> </tr> <tr> <td></td> <td></td> <td></td> <td></td> <td></td> <td></td> <td></td> <td>399</td> </tr> <tr> <td></td> <td></td> <td></td> <td></td> <td></td> <td></td> <td></td> <td>42 PEAK</td> </tr> </tbody> </table>	Limit	Read	Ant	Cable	Preamp	Aux	APos	TPos	Freq	Level	Line Margin	Level Factor	Loss Factor	Factor		Remark	MHz	dBuV/m	dBuV/m	dB	dBuV	dB/m	dB	dB	1 2483.86	61.24	74.00	-12.76	46.47	32.13	7.29	30.65								6.00								399								42 PEAK	<table border="1"> <thead> <tr> <th>Limit</th> <th>Read</th> <th>Ant</th> <th>Cable</th> <th>Preamp</th> <th>Aux</th> <th>APos</th> <th>TPos</th> </tr> <tr> <th>Freq</th> <th>Level</th> <th>Line Margin</th> <th>Level Factor</th> <th>Loss Factor</th> <th>Factor</th> <th></th> <th>Remark</th> </tr> <tr> <th>MHz</th> <th>dBuV/m</th> <th>dBuV/m</th> <th>dB</th> <th>dBuV</th> <th>dB/m</th> <th>dB</th> <th>dB</th> </tr> </thead> <tbody> <tr> <td>1 2480.00</td> <td>110.38</td> <td>74.00</td> <td>-36.62</td> <td>95.64</td> <td>32.12</td> <td>7.28</td> <td>30.66</td> </tr> <tr> <td></td> <td></td> <td></td> <td></td> <td></td> <td></td> <td></td> <td>6.00</td> </tr> <tr> <td></td> <td></td> <td></td> <td></td> <td></td> <td></td> <td></td> <td>399</td> </tr> <tr> <td></td> <td></td> <td></td> <td></td> <td></td> <td></td> <td></td> <td>42 PEAK</td> </tr> </tbody> </table>	Limit	Read	Ant	Cable	Preamp	Aux	APos	TPos	Freq	Level	Line Margin	Level Factor	Loss Factor	Factor		Remark	MHz	dBuV/m	dBuV/m	dB	dBuV	dB/m	dB	dB	1 2480.00	110.38	74.00	-36.62	95.64	32.12	7.28	30.66								6.00								399								42 PEAK
Limit	Read	Ant	Cable	Preamp	Aux	APos	TPos																																																																																																											
Freq	Level	Line Margin	Level Factor	Loss Factor	Factor		Remark																																																																																																											
MHz	dBuV/m	dBuV/m	dB	dBuV	dB/m	dB	dB																																																																																																											
1 2483.86	61.24	74.00	-12.76	46.47	32.13	7.29	30.65																																																																																																											
							6.00																																																																																																											
							399																																																																																																											
							42 PEAK																																																																																																											
Limit	Read	Ant	Cable	Preamp	Aux	APos	TPos																																																																																																											
Freq	Level	Line Margin	Level Factor	Loss Factor	Factor		Remark																																																																																																											
MHz	dBuV/m	dBuV/m	dB	dBuV	dB/m	dB	dB																																																																																																											
1 2480.00	110.38	74.00	-36.62	95.64	32.12	7.28	30.66																																																																																																											
							6.00																																																																																																											
							399																																																																																																											
							42 PEAK																																																																																																											
Avg	<table border="1"> <thead> <tr> <th>Limit</th> <th>Read</th> <th>Ant</th> <th>Cable</th> <th>Preamp</th> <th>Aux</th> <th>APos</th> <th>TPos</th> </tr> <tr> <th>Freq</th> <th>Level</th> <th>Line Margin</th> <th>Level Factor</th> <th>Loss Factor</th> <th>Factor</th> <th></th> <th>Remark</th> </tr> <tr> <th>MHz</th> <th>dBuV/m</th> <th>dBuV/m</th> <th>dB</th> <th>dBuV</th> <th>dB/m</th> <th>dB</th> <th>dB</th> </tr> </thead> <tbody> <tr> <td>1 2483.50</td> <td>50.78</td> <td>54.00</td> <td>-3.22</td> <td>36.01</td> <td>32.13</td> <td>7.29</td> <td>30.65</td> </tr> <tr> <td></td> <td></td> <td></td> <td></td> <td></td> <td></td> <td></td> <td>6.00</td> </tr> <tr> <td></td> <td></td> <td></td> <td></td> <td></td> <td></td> <td></td> <td>399</td> </tr> <tr> <td></td> <td></td> <td></td> <td></td> <td></td> <td></td> <td></td> <td>42 AVERAGE</td> </tr> </tbody> </table>	Limit	Read	Ant	Cable	Preamp	Aux	APos	TPos	Freq	Level	Line Margin	Level Factor	Loss Factor	Factor		Remark	MHz	dBuV/m	dBuV/m	dB	dBuV	dB/m	dB	dB	1 2483.50	50.78	54.00	-3.22	36.01	32.13	7.29	30.65								6.00								399								42 AVERAGE	<table border="1"> <thead> <tr> <th>Limit</th> <th>Read</th> <th>Ant</th> <th>Cable</th> <th>Preamp</th> <th>Aux</th> <th>APos</th> <th>TPos</th> </tr> <tr> <th>Freq</th> <th>Level</th> <th>Line Margin</th> <th>Level Factor</th> <th>Loss Factor</th> <th>Factor</th> <th></th> <th>Remark</th> </tr> <tr> <th>MHz</th> <th>dBuV/m</th> <th>dBuV/m</th> <th>dB</th> <th>dBuV</th> <th>dB/m</th> <th>dB</th> <th>dB</th> </tr> </thead> <tbody> <tr> <td>1 2480.00</td> <td>108.97</td> <td>54.00</td> <td>-54.97</td> <td>94.23</td> <td>32.12</td> <td>7.28</td> <td>30.66</td> </tr> <tr> <td></td> <td></td> <td></td> <td></td> <td></td> <td></td> <td></td> <td>6.00</td> </tr> <tr> <td></td> <td></td> <td></td> <td></td> <td></td> <td></td> <td></td> <td>399</td> </tr> <tr> <td></td> <td></td> <td></td> <td></td> <td></td> <td></td> <td></td> <td>42 AVERAGE</td> </tr> </tbody> </table>	Limit	Read	Ant	Cable	Preamp	Aux	APos	TPos	Freq	Level	Line Margin	Level Factor	Loss Factor	Factor		Remark	MHz	dBuV/m	dBuV/m	dB	dBuV	dB/m	dB	dB	1 2480.00	108.97	54.00	-54.97	94.23	32.12	7.28	30.66								6.00								399								42 AVERAGE
Limit	Read	Ant	Cable	Preamp	Aux	APos	TPos																																																																																																											
Freq	Level	Line Margin	Level Factor	Loss Factor	Factor		Remark																																																																																																											
MHz	dBuV/m	dBuV/m	dB	dBuV	dB/m	dB	dB																																																																																																											
1 2483.50	50.78	54.00	-3.22	36.01	32.13	7.29	30.65																																																																																																											
							6.00																																																																																																											
							399																																																																																																											
							42 AVERAGE																																																																																																											
Limit	Read	Ant	Cable	Preamp	Aux	APos	TPos																																																																																																											
Freq	Level	Line Margin	Level Factor	Loss Factor	Factor		Remark																																																																																																											
MHz	dBuV/m	dBuV/m	dB	dBuV	dB/m	dB	dB																																																																																																											
1 2480.00	108.97	54.00	-54.97	94.23	32.12	7.28	30.66																																																																																																											
							6.00																																																																																																											
							399																																																																																																											
							42 AVERAGE																																																																																																											



Mode	3																																																																																																													
	Harmonic																																																																																																													
	2400-2483.5_Bluetooth-LE_GSKF_CH39_2480MHz																																																																																																													
ANT	1																																																																																																													
Pol.	Horizontal	Vertical																																																																																																												
Peak Avg	<table border="1"> <thead> <tr> <th>Limit</th> <th>Read</th> <th>Ant</th> <th>Cable</th> <th>Preamp</th> <th>Aux</th> <th>APos</th> <th>TPos</th> <th>Remark</th> </tr> <tr> <th>Freq</th> <th>Level</th> <th>Line Margin</th> <th>Level Factor</th> <th>Loss Factor</th> <th>Factor</th> <th></th> <th></th> <th></th> </tr> <tr> <th>MHz</th> <th>dBuV/m</th> <th>dBuV/m</th> <th>dB</th> <th>dBuV</th> <th>dB/m</th> <th>dB</th> <th>dB</th> <th>cm</th> <th>deg</th> </tr> </thead> <tbody> <tr> <td>1</td> <td>4960.00</td> <td>45.41</td> <td>74.00</td> <td>-28.59</td> <td>66.26</td> <td>34.10</td> <td>10.50</td> <td>65.45</td> <td>0.00</td> <td>100</td> <td>0</td> <td>PEAK</td> </tr> <tr> <td>2</td> <td>7440.00</td> <td>45.44</td> <td>74.00</td> <td>-28.56</td> <td>62.10</td> <td>35.80</td> <td>12.87</td> <td>65.33</td> <td>0.00</td> <td>100</td> <td>0</td> <td>PEAK</td> </tr> </tbody> </table>	Limit	Read	Ant	Cable	Preamp	Aux	APos	TPos	Remark	Freq	Level	Line Margin	Level Factor	Loss Factor	Factor				MHz	dBuV/m	dBuV/m	dB	dBuV	dB/m	dB	dB	cm	deg	1	4960.00	45.41	74.00	-28.59	66.26	34.10	10.50	65.45	0.00	100	0	PEAK	2	7440.00	45.44	74.00	-28.56	62.10	35.80	12.87	65.33	0.00	100	0	PEAK	<table border="1"> <thead> <tr> <th>Limit</th> <th>Read</th> <th>Ant</th> <th>Cable</th> <th>Preamp</th> <th>Aux</th> <th>APos</th> <th>TPos</th> <th>Remark</th> </tr> <tr> <th>Freq</th> <th>Level</th> <th>Line Margin</th> <th>Level Factor</th> <th>Loss Factor</th> <th>Factor</th> <th></th> <th></th> <th></th> </tr> <tr> <th>MHz</th> <th>dBuV/m</th> <th>dBuV/m</th> <th>dB</th> <th>dBuV</th> <th>dB/m</th> <th>dB</th> <th>dB</th> <th>cm</th> <th>deg</th> </tr> </thead> <tbody> <tr> <td>1</td> <td>4960.00</td> <td>48.04</td> <td>74.00</td> <td>-25.96</td> <td>68.89</td> <td>34.10</td> <td>10.50</td> <td>65.45</td> <td>0.00</td> <td>300</td> <td>0</td> <td>PEAK</td> </tr> <tr> <td>2</td> <td>7440.00</td> <td>45.16</td> <td>74.00</td> <td>-28.84</td> <td>61.82</td> <td>35.80</td> <td>12.87</td> <td>65.33</td> <td>0.00</td> <td>300</td> <td>0</td> <td>PEAK</td> </tr> </tbody> </table>	Limit	Read	Ant	Cable	Preamp	Aux	APos	TPos	Remark	Freq	Level	Line Margin	Level Factor	Loss Factor	Factor				MHz	dBuV/m	dBuV/m	dB	dBuV	dB/m	dB	dB	cm	deg	1	4960.00	48.04	74.00	-25.96	68.89	34.10	10.50	65.45	0.00	300	0	PEAK	2	7440.00	45.16	74.00	-28.84	61.82	35.80	12.87	65.33	0.00	300	0	PEAK
Limit	Read	Ant	Cable	Preamp	Aux	APos	TPos	Remark																																																																																																						
Freq	Level	Line Margin	Level Factor	Loss Factor	Factor																																																																																																									
MHz	dBuV/m	dBuV/m	dB	dBuV	dB/m	dB	dB	cm	deg																																																																																																					
1	4960.00	45.41	74.00	-28.59	66.26	34.10	10.50	65.45	0.00	100	0	PEAK																																																																																																		
2	7440.00	45.44	74.00	-28.56	62.10	35.80	12.87	65.33	0.00	100	0	PEAK																																																																																																		
Limit	Read	Ant	Cable	Preamp	Aux	APos	TPos	Remark																																																																																																						
Freq	Level	Line Margin	Level Factor	Loss Factor	Factor																																																																																																									
MHz	dBuV/m	dBuV/m	dB	dBuV	dB/m	dB	dB	cm	deg																																																																																																					
1	4960.00	48.04	74.00	-25.96	68.89	34.10	10.50	65.45	0.00	300	0	PEAK																																																																																																		
2	7440.00	45.16	74.00	-28.84	61.82	35.80	12.87	65.33	0.00	300	0	PEAK																																																																																																		



Mode	4																																																																																	
	Band Edge																																																																																	
	2400-2483.5_Bluetooth-LE_GSKF_CH00_2402MHz																																																																																	
ANT	1																																																																																	
Pol.	Horizontal	Fundamental																																																																																
Peak	<table border="1"> <thead> <tr> <th>Limit</th> <th>Read</th> <th>Ant</th> <th>Cable</th> <th>Preamp</th> <th>Aux</th> <th>APos</th> <th>TPos</th> <th>Remark</th> </tr> <tr> <th>Freq</th> <th>Level</th> <th>Line</th> <th>Margin</th> <th>Level</th> <th>Factor</th> <th>Loss</th> <th>Factor</th> <th>Factor</th> </tr> <tr> <th>MHz</th> <th>dBuV/m</th> <th>dBuV/m</th> <th>dB</th> <th>dBuV</th> <th>dB/m</th> <th>dB</th> <th>dB</th> <th>dB</th> </tr> </thead> <tbody> <tr> <td>1</td> <td>2389.69</td> <td>57.75</td> <td>74.00</td> <td>-16.25</td> <td>43.55</td> <td>31.98</td> <td>7.11</td> <td>30.89</td> <td>6.00</td> <td>132</td> <td>360</td> <td>PEAK</td> </tr> </tbody> </table>	Limit	Read	Ant	Cable	Preamp	Aux	APos	TPos	Remark	Freq	Level	Line	Margin	Level	Factor	Loss	Factor	Factor	MHz	dBuV/m	dBuV/m	dB	dBuV	dB/m	dB	dB	dB	1	2389.69	57.75	74.00	-16.25	43.55	31.98	7.11	30.89	6.00	132	360	PEAK	<table border="1"> <thead> <tr> <th>Limit</th> <th>Read</th> <th>Ant</th> <th>Cable</th> <th>Preamp</th> <th>Aux</th> <th>APos</th> <th>TPos</th> <th>Remark</th> </tr> <tr> <th>Freq</th> <th>Level</th> <th>Line</th> <th>Margin</th> <th>Level</th> <th>Factor</th> <th>Loss</th> <th>Factor</th> <th>Factor</th> </tr> <tr> <th>MHz</th> <th>dBuV/m</th> <th>dBuV/m</th> <th>dB</th> <th>dBuV</th> <th>dB/m</th> <th>dB</th> <th>dB</th> <th>dB</th> </tr> </thead> <tbody> <tr> <td>1</td> <td>2402.00</td> <td>115.12</td> <td>-----</td> <td>-----</td> <td>100.86</td> <td>32.00</td> <td>7.13</td> <td>30.87</td> <td>6.00</td> <td>132</td> <td>360</td> <td>PEAK</td> </tr> </tbody> </table>	Limit	Read	Ant	Cable	Preamp	Aux	APos	TPos	Remark	Freq	Level	Line	Margin	Level	Factor	Loss	Factor	Factor	MHz	dBuV/m	dBuV/m	dB	dBuV	dB/m	dB	dB	dB	1	2402.00	115.12	-----	-----	100.86	32.00	7.13	30.87	6.00	132	360	PEAK
	Limit	Read	Ant	Cable	Preamp	Aux	APos	TPos	Remark																																																																									
Freq	Level	Line	Margin	Level	Factor	Loss	Factor	Factor																																																																										
MHz	dBuV/m	dBuV/m	dB	dBuV	dB/m	dB	dB	dB																																																																										
1	2389.69	57.75	74.00	-16.25	43.55	31.98	7.11	30.89	6.00	132	360	PEAK																																																																						
Limit	Read	Ant	Cable	Preamp	Aux	APos	TPos	Remark																																																																										
Freq	Level	Line	Margin	Level	Factor	Loss	Factor	Factor																																																																										
MHz	dBuV/m	dBuV/m	dB	dBuV	dB/m	dB	dB	dB																																																																										
1	2402.00	115.12	-----	-----	100.86	32.00	7.13	30.87	6.00	132	360	PEAK																																																																						
Avg	<table border="1"> <thead> <tr> <th>Limit</th> <th>Read</th> <th>Ant</th> <th>Cable</th> <th>Preamp</th> <th>Aux</th> <th>APos</th> <th>TPos</th> <th>Remark</th> </tr> <tr> <th>Freq</th> <th>Level</th> <th>Line</th> <th>Margin</th> <th>Level</th> <th>Factor</th> <th>Loss</th> <th>Factor</th> <th>Factor</th> </tr> <tr> <th>MHz</th> <th>dBuV/m</th> <th>dBuV/m</th> <th>dB</th> <th>dBuV</th> <th>dB/m</th> <th>dB</th> <th>dB</th> <th>dB</th> </tr> </thead> <tbody> <tr> <td>1</td> <td>2389.82</td> <td>47.26</td> <td>54.00</td> <td>-6.74</td> <td>33.06</td> <td>31.98</td> <td>7.11</td> <td>30.89</td> <td>6.00</td> <td>132</td> <td>360</td> <td>AVERAGE</td> </tr> </tbody> </table>	Limit	Read	Ant	Cable	Preamp	Aux	APos	TPos	Remark	Freq	Level	Line	Margin	Level	Factor	Loss	Factor	Factor	MHz	dBuV/m	dBuV/m	dB	dBuV	dB/m	dB	dB	dB	1	2389.82	47.26	54.00	-6.74	33.06	31.98	7.11	30.89	6.00	132	360	AVERAGE	<table border="1"> <thead> <tr> <th>Limit</th> <th>Read</th> <th>Ant</th> <th>Cable</th> <th>Preamp</th> <th>Aux</th> <th>APos</th> <th>TPos</th> <th>Remark</th> </tr> <tr> <th>Freq</th> <th>Level</th> <th>Line</th> <th>Margin</th> <th>Level</th> <th>Factor</th> <th>Loss</th> <th>Factor</th> <th>Factor</th> </tr> <tr> <th>MHz</th> <th>dBuV/m</th> <th>dBuV/m</th> <th>dB</th> <th>dBuV</th> <th>dB/m</th> <th>dB</th> <th>dB</th> <th>dB</th> </tr> </thead> <tbody> <tr> <td>1</td> <td>2402.00</td> <td>112.30</td> <td>-----</td> <td>-----</td> <td>98.04</td> <td>32.00</td> <td>7.13</td> <td>30.87</td> <td>6.00</td> <td>132</td> <td>360</td> <td>AVERAGE</td> </tr> </tbody> </table>	Limit	Read	Ant	Cable	Preamp	Aux	APos	TPos	Remark	Freq	Level	Line	Margin	Level	Factor	Loss	Factor	Factor	MHz	dBuV/m	dBuV/m	dB	dBuV	dB/m	dB	dB	dB	1	2402.00	112.30	-----	-----	98.04	32.00	7.13	30.87	6.00	132	360	AVERAGE
Limit	Read	Ant	Cable	Preamp	Aux	APos	TPos	Remark																																																																										
Freq	Level	Line	Margin	Level	Factor	Loss	Factor	Factor																																																																										
MHz	dBuV/m	dBuV/m	dB	dBuV	dB/m	dB	dB	dB																																																																										
1	2389.82	47.26	54.00	-6.74	33.06	31.98	7.11	30.89	6.00	132	360	AVERAGE																																																																						
Limit	Read	Ant	Cable	Preamp	Aux	APos	TPos	Remark																																																																										
Freq	Level	Line	Margin	Level	Factor	Loss	Factor	Factor																																																																										
MHz	dBuV/m	dBuV/m	dB	dBuV	dB/m	dB	dB	dB																																																																										
1	2402.00	112.30	-----	-----	98.04	32.00	7.13	30.87	6.00	132	360	AVERAGE																																																																						



Mode	4																																																																																																																	
	Band Edge																																																																																																																	
	2400-2483.5_Bluetooth-LE_GSKF_CH00_2402MHz																																																																																																																	
ANT	1																																																																																																																	
Pol.	Vertical	Fundamental																																																																																																																
Peak	<table border="1"> <thead> <tr> <th>Limit</th> <th>Read</th> <th>Ant</th> <th>Cable</th> <th>Preamp</th> <th>Aux</th> <th>APos</th> <th>TPos</th> </tr> <tr> <th>Freq</th> <th>Level</th> <th>Line Margin</th> <th>Level Factor</th> <th>Loss Factor</th> <th>Factor</th> <th></th> <th>Remark</th> </tr> <tr> <th>MHz</th> <th>dBuV/m</th> <th>dBuV/m</th> <th>dB</th> <th>dBuV</th> <th>dB/m</th> <th>dB</th> <th>dB</th> </tr> </thead> <tbody> <tr> <td>1 2389.56</td> <td>58.34</td> <td>74.00</td> <td>-15.66</td> <td>44.14</td> <td>31.98</td> <td>7.11</td> <td>30.89</td> </tr> <tr> <td></td> <td></td> <td></td> <td></td> <td></td> <td></td> <td></td> <td>6.00</td> </tr> <tr> <td></td> <td></td> <td></td> <td></td> <td></td> <td></td> <td></td> <td>375</td> </tr> <tr> <td></td> <td></td> <td></td> <td></td> <td></td> <td></td> <td></td> <td>40 PEAK</td> </tr> </tbody> </table>	Limit	Read	Ant	Cable	Preamp	Aux	APos	TPos	Freq	Level	Line Margin	Level Factor	Loss Factor	Factor		Remark	MHz	dBuV/m	dBuV/m	dB	dBuV	dB/m	dB	dB	1 2389.56	58.34	74.00	-15.66	44.14	31.98	7.11	30.89								6.00								375								40 PEAK	<table border="1"> <thead> <tr> <th>Limit</th> <th>Read</th> <th>Ant</th> <th>Cable</th> <th>Preamp</th> <th>Aux</th> <th>APos</th> <th>TPos</th> </tr> <tr> <th>Freq</th> <th>Level</th> <th>Line Margin</th> <th>Level Factor</th> <th>Loss Factor</th> <th>Factor</th> <th></th> <th>Remark</th> </tr> <tr> <th>MHz</th> <th>dBuV/m</th> <th>dBuV/m</th> <th>dB</th> <th>dBuV</th> <th>dB/m</th> <th>dB</th> <th>dB</th> </tr> </thead> <tbody> <tr> <td>1 2402.00</td> <td>115.35</td> <td>-----</td> <td>-----</td> <td>101.09</td> <td>32.00</td> <td>7.13</td> <td>30.87</td> </tr> <tr> <td></td> <td></td> <td></td> <td></td> <td></td> <td></td> <td></td> <td>6.00</td> </tr> <tr> <td></td> <td></td> <td></td> <td></td> <td></td> <td></td> <td></td> <td>375</td> </tr> <tr> <td></td> <td></td> <td></td> <td></td> <td></td> <td></td> <td></td> <td>40 PEAK</td> </tr> </tbody> </table>	Limit	Read	Ant	Cable	Preamp	Aux	APos	TPos	Freq	Level	Line Margin	Level Factor	Loss Factor	Factor		Remark	MHz	dBuV/m	dBuV/m	dB	dBuV	dB/m	dB	dB	1 2402.00	115.35	-----	-----	101.09	32.00	7.13	30.87								6.00								375								40 PEAK
Limit	Read	Ant	Cable	Preamp	Aux	APos	TPos																																																																																																											
Freq	Level	Line Margin	Level Factor	Loss Factor	Factor		Remark																																																																																																											
MHz	dBuV/m	dBuV/m	dB	dBuV	dB/m	dB	dB																																																																																																											
1 2389.56	58.34	74.00	-15.66	44.14	31.98	7.11	30.89																																																																																																											
							6.00																																																																																																											
							375																																																																																																											
							40 PEAK																																																																																																											
Limit	Read	Ant	Cable	Preamp	Aux	APos	TPos																																																																																																											
Freq	Level	Line Margin	Level Factor	Loss Factor	Factor		Remark																																																																																																											
MHz	dBuV/m	dBuV/m	dB	dBuV	dB/m	dB	dB																																																																																																											
1 2402.00	115.35	-----	-----	101.09	32.00	7.13	30.87																																																																																																											
							6.00																																																																																																											
							375																																																																																																											
							40 PEAK																																																																																																											
Avg	<table border="1"> <thead> <tr> <th>Limit</th> <th>Read</th> <th>Ant</th> <th>Cable</th> <th>Preamp</th> <th>Aux</th> <th>APos</th> <th>TPos</th> </tr> <tr> <th>Freq</th> <th>Level</th> <th>Line Margin</th> <th>Level Factor</th> <th>Loss Factor</th> <th>Factor</th> <th></th> <th>Remark</th> </tr> <tr> <th>MHz</th> <th>dBuV/m</th> <th>dBuV/m</th> <th>dB</th> <th>dBuV</th> <th>dB/m</th> <th>dB</th> <th>dB</th> </tr> </thead> <tbody> <tr> <td>1 2389.95</td> <td>47.58</td> <td>54.00</td> <td>-6.42</td> <td>33.38</td> <td>31.98</td> <td>7.11</td> <td>30.89</td> </tr> <tr> <td></td> <td></td> <td></td> <td></td> <td></td> <td></td> <td></td> <td>6.00</td> </tr> <tr> <td></td> <td></td> <td></td> <td></td> <td></td> <td></td> <td></td> <td>375</td> </tr> <tr> <td></td> <td></td> <td></td> <td></td> <td></td> <td></td> <td></td> <td>40 AVERAGE</td> </tr> </tbody> </table>	Limit	Read	Ant	Cable	Preamp	Aux	APos	TPos	Freq	Level	Line Margin	Level Factor	Loss Factor	Factor		Remark	MHz	dBuV/m	dBuV/m	dB	dBuV	dB/m	dB	dB	1 2389.95	47.58	54.00	-6.42	33.38	31.98	7.11	30.89								6.00								375								40 AVERAGE	<table border="1"> <thead> <tr> <th>Limit</th> <th>Read</th> <th>Ant</th> <th>Cable</th> <th>Preamp</th> <th>Aux</th> <th>APos</th> <th>TPos</th> </tr> <tr> <th>Freq</th> <th>Level</th> <th>Line Margin</th> <th>Level Factor</th> <th>Loss Factor</th> <th>Factor</th> <th></th> <th>Remark</th> </tr> <tr> <th>MHz</th> <th>dBuV/m</th> <th>dBuV/m</th> <th>dB</th> <th>dBuV</th> <th>dB/m</th> <th>dB</th> <th>dB</th> </tr> </thead> <tbody> <tr> <td>1 2402.00</td> <td>112.52</td> <td>-----</td> <td>-----</td> <td>98.26</td> <td>32.00</td> <td>7.13</td> <td>30.87</td> </tr> <tr> <td></td> <td></td> <td></td> <td></td> <td></td> <td></td> <td></td> <td>6.00</td> </tr> <tr> <td></td> <td></td> <td></td> <td></td> <td></td> <td></td> <td></td> <td>375</td> </tr> <tr> <td></td> <td></td> <td></td> <td></td> <td></td> <td></td> <td></td> <td>40 AVERAGE</td> </tr> </tbody> </table>	Limit	Read	Ant	Cable	Preamp	Aux	APos	TPos	Freq	Level	Line Margin	Level Factor	Loss Factor	Factor		Remark	MHz	dBuV/m	dBuV/m	dB	dBuV	dB/m	dB	dB	1 2402.00	112.52	-----	-----	98.26	32.00	7.13	30.87								6.00								375								40 AVERAGE
Limit	Read	Ant	Cable	Preamp	Aux	APos	TPos																																																																																																											
Freq	Level	Line Margin	Level Factor	Loss Factor	Factor		Remark																																																																																																											
MHz	dBuV/m	dBuV/m	dB	dBuV	dB/m	dB	dB																																																																																																											
1 2389.95	47.58	54.00	-6.42	33.38	31.98	7.11	30.89																																																																																																											
							6.00																																																																																																											
							375																																																																																																											
							40 AVERAGE																																																																																																											
Limit	Read	Ant	Cable	Preamp	Aux	APos	TPos																																																																																																											
Freq	Level	Line Margin	Level Factor	Loss Factor	Factor		Remark																																																																																																											
MHz	dBuV/m	dBuV/m	dB	dBuV	dB/m	dB	dB																																																																																																											
1 2402.00	112.52	-----	-----	98.26	32.00	7.13	30.87																																																																																																											
							6.00																																																																																																											
							375																																																																																																											
							40 AVERAGE																																																																																																											



Mode	4																																																																																	
	Harmonic																																																																																	
	2400-2483.5_Bluetooth-LE_GSKF_CH00_2402MHz																																																																																	
ANT	1																																																																																	
Pol.	Horizontal	Vertical																																																																																
Peak Avg	<table border="1"> <thead> <tr> <th>Limit</th> <th>Read</th> <th>Ant</th> <th>Cable</th> <th>Preamp</th> <th>Aux</th> <th>APos</th> <th>TPos</th> <th>Remark</th> </tr> <tr> <th>Freq</th> <th>Level</th> <th>Line Margin</th> <th>Level Factor</th> <th>Loss Factor</th> <th>Loss Factor</th> <th>Factor</th> <th>Factor</th> <th></th> </tr> <tr> <th>MHz</th> <th>dBuV/m</th> <th>dBuV/m</th> <th>dB</th> <th>dBuV</th> <th>dB/m</th> <th>dB</th> <th>dB</th> <th>cm</th> <th>deg</th> </tr> </thead> <tbody> <tr> <td>1 4804.00</td> <td>43.49</td> <td>74.00</td> <td>-30.51</td> <td>64.53</td> <td>34.10</td> <td>10.29</td> <td>65.43</td> <td>0.00</td> <td>100</td> <td>0</td> <td>PEAK</td> </tr> </tbody> </table>	Limit	Read	Ant	Cable	Preamp	Aux	APos	TPos	Remark	Freq	Level	Line Margin	Level Factor	Loss Factor	Loss Factor	Factor	Factor		MHz	dBuV/m	dBuV/m	dB	dBuV	dB/m	dB	dB	cm	deg	1 4804.00	43.49	74.00	-30.51	64.53	34.10	10.29	65.43	0.00	100	0	PEAK	<table border="1"> <thead> <tr> <th>Limit</th> <th>Read</th> <th>Ant</th> <th>Cable</th> <th>Preamp</th> <th>Aux</th> <th>APos</th> <th>TPos</th> <th>Remark</th> </tr> <tr> <th>Freq</th> <th>Level</th> <th>Line Margin</th> <th>Level Factor</th> <th>Loss Factor</th> <th>Loss Factor</th> <th>Factor</th> <th>Factor</th> <th></th> </tr> <tr> <th>MHz</th> <th>dBuV/m</th> <th>dBuV/m</th> <th>dB</th> <th>dBuV</th> <th>dB/m</th> <th>dB</th> <th>dB</th> <th>cm</th> <th>deg</th> </tr> </thead> <tbody> <tr> <td>1 4804.00</td> <td>49.72</td> <td>74.00</td> <td>-24.28</td> <td>70.76</td> <td>34.10</td> <td>10.29</td> <td>65.43</td> <td>0.00</td> <td>300</td> <td>0</td> <td>PEAK</td> </tr> </tbody> </table>	Limit	Read	Ant	Cable	Preamp	Aux	APos	TPos	Remark	Freq	Level	Line Margin	Level Factor	Loss Factor	Loss Factor	Factor	Factor		MHz	dBuV/m	dBuV/m	dB	dBuV	dB/m	dB	dB	cm	deg	1 4804.00	49.72	74.00	-24.28	70.76	34.10	10.29	65.43	0.00	300	0	PEAK
Limit	Read	Ant	Cable	Preamp	Aux	APos	TPos	Remark																																																																										
Freq	Level	Line Margin	Level Factor	Loss Factor	Loss Factor	Factor	Factor																																																																											
MHz	dBuV/m	dBuV/m	dB	dBuV	dB/m	dB	dB	cm	deg																																																																									
1 4804.00	43.49	74.00	-30.51	64.53	34.10	10.29	65.43	0.00	100	0	PEAK																																																																							
Limit	Read	Ant	Cable	Preamp	Aux	APos	TPos	Remark																																																																										
Freq	Level	Line Margin	Level Factor	Loss Factor	Loss Factor	Factor	Factor																																																																											
MHz	dBuV/m	dBuV/m	dB	dBuV	dB/m	dB	dB	cm	deg																																																																									
1 4804.00	49.72	74.00	-24.28	70.76	34.10	10.29	65.43	0.00	300	0	PEAK																																																																							



Mode	5																																																																							
	Harmonic																																																																							
	2400-2483.5_Bluetooth-LE_GSKF_CH19_2440MHz																																																																							
ANT	1																																																																							
Pol.	Horizontal	Vertical																																																																						
Peak Avg																																																																								
<table border="1"> <thead> <tr> <th rowspan="2">Limit</th> <th rowspan="2">Read</th> <th rowspan="2">Ant</th> <th rowspan="2">Cable</th> <th rowspan="2">Preamp</th> <th rowspan="2">Aux</th> <th rowspan="2">APos</th> <th rowspan="2">TPos</th> <th rowspan="2">Remark</th> </tr> <tr> <th>Freq</th> <th>Level</th> <th>Line Margin</th> <th>Level</th> <th>Factor</th> <th>Loss Factor</th> <th>Factor</th> <th>cm</th> <th>deg</th> </tr> </thead> <tbody> <tr> <td>1</td> <td>4880.00</td> <td>46.17</td> <td>74.00</td> <td>-27.83</td> <td>67.12</td> <td>34.10</td> <td>10.39</td> <td>65.44</td> <td>0.00</td> <td>100</td> <td>0</td> <td>PEAK</td> </tr> <tr> <td>2</td> <td>7320.00</td> <td>56.59</td> <td>74.00</td> <td>-17.41</td> <td>73.22</td> <td>35.00</td> <td>12.82</td> <td>65.25</td> <td>0.00</td> <td>118</td> <td>131</td> <td>PEAK</td> </tr> <tr> <td>3</td> <td>7320.00</td> <td>47.90</td> <td>54.00</td> <td>-6.10</td> <td>64.53</td> <td>35.00</td> <td>12.82</td> <td>65.25</td> <td>0.00</td> <td>118</td> <td>131</td> <td>AVERAGE</td> </tr> </tbody> </table>			Limit	Read	Ant	Cable	Preamp	Aux	APos	TPos	Remark	Freq	Level	Line Margin	Level	Factor	Loss Factor	Factor	cm	deg	1	4880.00	46.17	74.00	-27.83	67.12	34.10	10.39	65.44	0.00	100	0	PEAK	2	7320.00	56.59	74.00	-17.41	73.22	35.00	12.82	65.25	0.00	118	131	PEAK	3	7320.00	47.90	54.00	-6.10	64.53	35.00	12.82	65.25	0.00	118	131	AVERAGE													
Limit	Read	Ant										Cable	Preamp	Aux	APos	TPos	Remark																																																							
			Freq	Level	Line Margin	Level	Factor	Loss Factor	Factor	cm	deg																																																													
1	4880.00	46.17	74.00	-27.83	67.12	34.10	10.39	65.44	0.00	100	0	PEAK																																																												
2	7320.00	56.59	74.00	-17.41	73.22	35.00	12.82	65.25	0.00	118	131	PEAK																																																												
3	7320.00	47.90	54.00	-6.10	64.53	35.00	12.82	65.25	0.00	118	131	AVERAGE																																																												
<table border="1"> <thead> <tr> <th rowspan="2">Limit</th> <th rowspan="2">Read</th> <th rowspan="2">Ant</th> <th rowspan="2">Cable</th> <th rowspan="2">Preamp</th> <th rowspan="2">Aux</th> <th rowspan="2">APos</th> <th rowspan="2">TPos</th> <th rowspan="2">Remark</th> </tr> <tr> <th>Freq</th> <th>Level</th> <th>Line Margin</th> <th>Level</th> <th>Factor</th> <th>Loss Factor</th> <th>Factor</th> <th>cm</th> <th>deg</th> </tr> </thead> <tbody> <tr> <td>1</td> <td>4880.00</td> <td>53.39</td> <td>74.00</td> <td>-20.61</td> <td>74.34</td> <td>34.10</td> <td>10.39</td> <td>65.44</td> <td>0.00</td> <td>240</td> <td>360</td> <td>PEAK</td> </tr> <tr> <td>2</td> <td>4880.00</td> <td>47.37</td> <td>54.00</td> <td>-6.63</td> <td>68.32</td> <td>34.10</td> <td>10.39</td> <td>65.44</td> <td>0.00</td> <td>240</td> <td>360</td> <td>AVERAGE</td> </tr> <tr> <td>3</td> <td>7320.00</td> <td>56.41</td> <td>74.00</td> <td>-17.59</td> <td>73.04</td> <td>35.00</td> <td>12.82</td> <td>65.25</td> <td>0.00</td> <td>306</td> <td>39</td> <td>PEAK</td> </tr> <tr> <td>4</td> <td>7320.00</td> <td>47.88</td> <td>54.00</td> <td>-6.12</td> <td>64.51</td> <td>35.00</td> <td>12.82</td> <td>65.25</td> <td>0.00</td> <td>306</td> <td>39</td> <td>AVERAGE</td> </tr> </tbody> </table>			Limit	Read	Ant	Cable	Preamp	Aux	APos	TPos	Remark	Freq	Level	Line Margin	Level	Factor	Loss Factor	Factor	cm	deg	1	4880.00	53.39	74.00	-20.61	74.34	34.10	10.39	65.44	0.00	240	360	PEAK	2	4880.00	47.37	54.00	-6.63	68.32	34.10	10.39	65.44	0.00	240	360	AVERAGE	3	7320.00	56.41	74.00	-17.59	73.04	35.00	12.82	65.25	0.00	306	39	PEAK	4	7320.00	47.88	54.00	-6.12	64.51	35.00	12.82	65.25	0.00	306	39	AVERAGE
Limit	Read	Ant										Cable	Preamp	Aux	APos	TPos	Remark																																																							
			Freq	Level	Line Margin	Level	Factor	Loss Factor	Factor	cm	deg																																																													
1	4880.00	53.39	74.00	-20.61	74.34	34.10	10.39	65.44	0.00	240	360	PEAK																																																												
2	4880.00	47.37	54.00	-6.63	68.32	34.10	10.39	65.44	0.00	240	360	AVERAGE																																																												
3	7320.00	56.41	74.00	-17.59	73.04	35.00	12.82	65.25	0.00	306	39	PEAK																																																												
4	7320.00	47.88	54.00	-6.12	64.51	35.00	12.82	65.25	0.00	306	39	AVERAGE																																																												



Mode	6																																																																															
	Band Edge																																																																															
	2400-2483.5_Bluetooth-LE_GSKF_CH39_2480MHz																																																																															
ANT	1																																																																															
Pol.	Horizontal	Fundamental																																																																														
Peak	<table border="1"> <thead> <tr> <th>Limit</th> <th>Read</th> <th>Ant</th> <th>Cable</th> <th>Preamp</th> <th>Aux</th> <th>APos</th> <th>TPos</th> <th>Remark</th> </tr> <tr> <th>Freq</th> <th>Level</th> <th>Line</th> <th>Margin</th> <th>Level</th> <th>Factor</th> <th>Loss</th> <th>Factor</th> <th>Factor</th> </tr> <tr> <th>MHz</th> <th>dBuV/m</th> <th>dBuV/m</th> <th>dB</th> <th>dBuV</th> <th>dB/m</th> <th>dB</th> <th>dB</th> <th>cm</th> <th>deg</th> </tr> </thead> <tbody> <tr> <td>1 2483.92</td> <td>61.37</td> <td>74.00</td> <td>-12.63</td> <td>46.60</td> <td>32.13</td> <td>7.29</td> <td>30.65</td> <td>6.00</td> <td>169</td> <td>0 PEAK</td> </tr> </tbody> </table>	Limit	Read	Ant	Cable	Preamp	Aux	APos	TPos	Remark	Freq	Level	Line	Margin	Level	Factor	Loss	Factor	Factor	MHz	dBuV/m	dBuV/m	dB	dBuV	dB/m	dB	dB	cm	deg	1 2483.92	61.37	74.00	-12.63	46.60	32.13	7.29	30.65	6.00	169	0 PEAK	<table border="1"> <thead> <tr> <th>Limit</th> <th>Read</th> <th>Ant</th> <th>Cable</th> <th>Preamp</th> <th>Aux</th> <th>APos</th> <th>TPos</th> <th>Remark</th> </tr> <tr> <th>Freq</th> <th>Level</th> <th>Line</th> <th>Margin</th> <th>Level</th> <th>Factor</th> <th>Loss</th> <th>Factor</th> <th>Factor</th> </tr> <tr> <th>MHz</th> <th>dBuV/m</th> <th>dBuV/m</th> <th>dB</th> <th>dBuV</th> <th>dB/m</th> <th>dB</th> <th>dB</th> <th>cm</th> <th>deg</th> </tr> </thead> <tbody> <tr> <td>1 2480.00</td> <td>115.96</td> <td>74.00</td> <td>41.96</td> <td>101.22</td> <td>32.12</td> <td>7.28</td> <td>30.66</td> <td>6.00</td> <td>166</td> <td>360 PEAK</td> </tr> </tbody> </table>	Limit	Read	Ant	Cable	Preamp	Aux	APos	TPos	Remark	Freq	Level	Line	Margin	Level	Factor	Loss	Factor	Factor	MHz	dBuV/m	dBuV/m	dB	dBuV	dB/m	dB	dB	cm	deg	1 2480.00	115.96	74.00	41.96	101.22	32.12	7.28	30.66	6.00	166	360 PEAK
	Limit	Read	Ant	Cable	Preamp	Aux	APos	TPos	Remark																																																																							
Freq	Level	Line	Margin	Level	Factor	Loss	Factor	Factor																																																																								
MHz	dBuV/m	dBuV/m	dB	dBuV	dB/m	dB	dB	cm	deg																																																																							
1 2483.92	61.37	74.00	-12.63	46.60	32.13	7.29	30.65	6.00	169	0 PEAK																																																																						
Limit	Read	Ant	Cable	Preamp	Aux	APos	TPos	Remark																																																																								
Freq	Level	Line	Margin	Level	Factor	Loss	Factor	Factor																																																																								
MHz	dBuV/m	dBuV/m	dB	dBuV	dB/m	dB	dB	cm	deg																																																																							
1 2480.00	115.96	74.00	41.96	101.22	32.12	7.28	30.66	6.00	166	360 PEAK																																																																						
Avg	<table border="1"> <thead> <tr> <th>Limit</th> <th>Read</th> <th>Ant</th> <th>Cable</th> <th>Preamp</th> <th>Aux</th> <th>APos</th> <th>TPos</th> <th>Remark</th> </tr> <tr> <th>Freq</th> <th>Level</th> <th>Line</th> <th>Margin</th> <th>Level</th> <th>Factor</th> <th>Loss</th> <th>Factor</th> <th>Factor</th> </tr> <tr> <th>MHz</th> <th>dBuV/m</th> <th>dBuV/m</th> <th>dB</th> <th>dBuV</th> <th>dB/m</th> <th>dB</th> <th>dB</th> <th>cm</th> <th>deg</th> </tr> </thead> <tbody> <tr> <td>1 2483.50</td> <td>50.77</td> <td>54.00</td> <td>-3.23</td> <td>36.00</td> <td>32.13</td> <td>7.29</td> <td>30.65</td> <td>6.00</td> <td>169</td> <td>0 AVERAGE</td> </tr> </tbody> </table>	Limit	Read	Ant	Cable	Preamp	Aux	APos	TPos	Remark	Freq	Level	Line	Margin	Level	Factor	Loss	Factor	Factor	MHz	dBuV/m	dBuV/m	dB	dBuV	dB/m	dB	dB	cm	deg	1 2483.50	50.77	54.00	-3.23	36.00	32.13	7.29	30.65	6.00	169	0 AVERAGE	<table border="1"> <thead> <tr> <th>Limit</th> <th>Read</th> <th>Ant</th> <th>Cable</th> <th>Preamp</th> <th>Aux</th> <th>APos</th> <th>TPos</th> <th>Remark</th> </tr> <tr> <th>Freq</th> <th>Level</th> <th>Line</th> <th>Margin</th> <th>Level</th> <th>Factor</th> <th>Loss</th> <th>Factor</th> <th>Factor</th> </tr> <tr> <th>MHz</th> <th>dBuV/m</th> <th>dBuV/m</th> <th>dB</th> <th>dBuV</th> <th>dB/m</th> <th>dB</th> <th>dB</th> <th>cm</th> <th>deg</th> </tr> </thead> <tbody> <tr> <td>1 2480.00</td> <td>113.16</td> <td>54.00</td> <td>59.16</td> <td>98.42</td> <td>32.12</td> <td>7.28</td> <td>30.66</td> <td>6.00</td> <td>166</td> <td>360 AVERAGE</td> </tr> </tbody> </table>	Limit	Read	Ant	Cable	Preamp	Aux	APos	TPos	Remark	Freq	Level	Line	Margin	Level	Factor	Loss	Factor	Factor	MHz	dBuV/m	dBuV/m	dB	dBuV	dB/m	dB	dB	cm	deg	1 2480.00	113.16	54.00	59.16	98.42	32.12	7.28	30.66	6.00	166	360 AVERAGE
Limit	Read	Ant	Cable	Preamp	Aux	APos	TPos	Remark																																																																								
Freq	Level	Line	Margin	Level	Factor	Loss	Factor	Factor																																																																								
MHz	dBuV/m	dBuV/m	dB	dBuV	dB/m	dB	dB	cm	deg																																																																							
1 2483.50	50.77	54.00	-3.23	36.00	32.13	7.29	30.65	6.00	169	0 AVERAGE																																																																						
Limit	Read	Ant	Cable	Preamp	Aux	APos	TPos	Remark																																																																								
Freq	Level	Line	Margin	Level	Factor	Loss	Factor	Factor																																																																								
MHz	dBuV/m	dBuV/m	dB	dBuV	dB/m	dB	dB	cm	deg																																																																							
1 2480.00	113.16	54.00	59.16	98.42	32.12	7.28	30.66	6.00	166	360 AVERAGE																																																																						





Mode	6																																																																																																																																	
	Band Edge																																																																																																																																	
	2400-2483.5_Bluetooth-LE_GSKF_CH39_2480MHz																																																																																																																																	
ANT	1																																																																																																																																	
Pol.	Vertical	Fundamental																																																																																																																																
Peak	<table border="1"> <thead> <tr> <th>Limit</th> <th>Read</th> <th>Ant</th> <th>Cable</th> <th>Preamp</th> <th>Aux</th> <th>APos</th> <th>TPos</th> </tr> <tr> <th>Freq</th> <th>Level</th> <th>Line</th> <th>Margin</th> <th>Level</th> <th>Factor</th> <th>Loss</th> <th>Factor</th> </tr> <tr> <th>MHz</th> <th>dBuV/m</th> <th>dBuV/m</th> <th>dB</th> <th>dBuV</th> <th>dB/m</th> <th>dB</th> <th>dB</th> </tr> </thead> <tbody> <tr> <td>1 2484.10</td> <td>61.06</td> <td>74.00</td> <td>-12.94</td> <td>46.28</td> <td>32.13</td> <td>7.29</td> <td>30.64</td> </tr> <tr> <td></td> <td></td> <td></td> <td></td> <td></td> <td></td> <td></td> <td>6.00</td> </tr> <tr> <td></td> <td></td> <td></td> <td></td> <td></td> <td></td> <td></td> <td>400</td> </tr> <tr> <td></td> <td></td> <td></td> <td></td> <td></td> <td></td> <td></td> <td>40</td> </tr> <tr> <td></td> <td></td> <td></td> <td></td> <td></td> <td></td> <td></td> <td>PEAK</td> </tr> </tbody> </table>	Limit	Read	Ant	Cable	Preamp	Aux	APos	TPos	Freq	Level	Line	Margin	Level	Factor	Loss	Factor	MHz	dBuV/m	dBuV/m	dB	dBuV	dB/m	dB	dB	1 2484.10	61.06	74.00	-12.94	46.28	32.13	7.29	30.64								6.00								400								40								PEAK	<table border="1"> <thead> <tr> <th>Limit</th> <th>Read</th> <th>Ant</th> <th>Cable</th> <th>Preamp</th> <th>Aux</th> <th>APos</th> <th>TPos</th> </tr> <tr> <th>Freq</th> <th>Level</th> <th>Line</th> <th>Margin</th> <th>Level</th> <th>Factor</th> <th>Loss</th> <th>Factor</th> </tr> <tr> <th>MHz</th> <th>dBuV/m</th> <th>dBuV/m</th> <th>dB</th> <th>dBuV</th> <th>dB/m</th> <th>dB</th> <th>dB</th> </tr> </thead> <tbody> <tr> <td>1 2480.00</td> <td>109.94</td> <td>-----</td> <td>-----</td> <td>95.20</td> <td>32.12</td> <td>7.28</td> <td>30.66</td> </tr> <tr> <td></td> <td></td> <td></td> <td></td> <td></td> <td></td> <td></td> <td>6.00</td> </tr> <tr> <td></td> <td></td> <td></td> <td></td> <td></td> <td></td> <td></td> <td>400</td> </tr> <tr> <td></td> <td></td> <td></td> <td></td> <td></td> <td></td> <td></td> <td>40</td> </tr> <tr> <td></td> <td></td> <td></td> <td></td> <td></td> <td></td> <td></td> <td>PEAK</td> </tr> </tbody> </table>	Limit	Read	Ant	Cable	Preamp	Aux	APos	TPos	Freq	Level	Line	Margin	Level	Factor	Loss	Factor	MHz	dBuV/m	dBuV/m	dB	dBuV	dB/m	dB	dB	1 2480.00	109.94	-----	-----	95.20	32.12	7.28	30.66								6.00								400								40								PEAK
Limit	Read	Ant	Cable	Preamp	Aux	APos	TPos																																																																																																																											
Freq	Level	Line	Margin	Level	Factor	Loss	Factor																																																																																																																											
MHz	dBuV/m	dBuV/m	dB	dBuV	dB/m	dB	dB																																																																																																																											
1 2484.10	61.06	74.00	-12.94	46.28	32.13	7.29	30.64																																																																																																																											
							6.00																																																																																																																											
							400																																																																																																																											
							40																																																																																																																											
							PEAK																																																																																																																											
Limit	Read	Ant	Cable	Preamp	Aux	APos	TPos																																																																																																																											
Freq	Level	Line	Margin	Level	Factor	Loss	Factor																																																																																																																											
MHz	dBuV/m	dBuV/m	dB	dBuV	dB/m	dB	dB																																																																																																																											
1 2480.00	109.94	-----	-----	95.20	32.12	7.28	30.66																																																																																																																											
							6.00																																																																																																																											
							400																																																																																																																											
							40																																																																																																																											
							PEAK																																																																																																																											
Avg	<table border="1"> <thead> <tr> <th>Limit</th> <th>Read</th> <th>Ant</th> <th>Cable</th> <th>Preamp</th> <th>Aux</th> <th>APos</th> <th>TPos</th> </tr> <tr> <th>Freq</th> <th>Level</th> <th>Line</th> <th>Margin</th> <th>Level</th> <th>Factor</th> <th>Loss</th> <th>Factor</th> </tr> <tr> <th>MHz</th> <th>dBuV/m</th> <th>dBuV/m</th> <th>dB</th> <th>dBuV</th> <th>dB/m</th> <th>dB</th> <th>dB</th> </tr> </thead> <tbody> <tr> <td>1 2483.50</td> <td>50.91</td> <td>54.00</td> <td>-3.09</td> <td>36.14</td> <td>32.13</td> <td>7.29</td> <td>30.65</td> </tr> <tr> <td></td> <td></td> <td></td> <td></td> <td></td> <td></td> <td></td> <td>6.00</td> </tr> <tr> <td></td> <td></td> <td></td> <td></td> <td></td> <td></td> <td></td> <td>400</td> </tr> <tr> <td></td> <td></td> <td></td> <td></td> <td></td> <td></td> <td></td> <td>40</td> </tr> <tr> <td></td> <td></td> <td></td> <td></td> <td></td> <td></td> <td></td> <td>AVERAGE</td> </tr> </tbody> </table>	Limit	Read	Ant	Cable	Preamp	Aux	APos	TPos	Freq	Level	Line	Margin	Level	Factor	Loss	Factor	MHz	dBuV/m	dBuV/m	dB	dBuV	dB/m	dB	dB	1 2483.50	50.91	54.00	-3.09	36.14	32.13	7.29	30.65								6.00								400								40								AVERAGE	<table border="1"> <thead> <tr> <th>Limit</th> <th>Read</th> <th>Ant</th> <th>Cable</th> <th>Preamp</th> <th>Aux</th> <th>APos</th> <th>TPos</th> </tr> <tr> <th>Freq</th> <th>Level</th> <th>Line</th> <th>Margin</th> <th>Level</th> <th>Factor</th> <th>Loss</th> <th>Factor</th> </tr> <tr> <th>MHz</th> <th>dBuV/m</th> <th>dBuV/m</th> <th>dB</th> <th>dBuV</th> <th>dB/m</th> <th>dB</th> <th>dB</th> </tr> </thead> <tbody> <tr> <td>1 2480.00</td> <td>107.19</td> <td>-----</td> <td>-----</td> <td>92.45</td> <td>32.12</td> <td>7.28</td> <td>30.66</td> </tr> <tr> <td></td> <td></td> <td></td> <td></td> <td></td> <td></td> <td></td> <td>6.00</td> </tr> <tr> <td></td> <td></td> <td></td> <td></td> <td></td> <td></td> <td></td> <td>400</td> </tr> <tr> <td></td> <td></td> <td></td> <td></td> <td></td> <td></td> <td></td> <td>40</td> </tr> <tr> <td></td> <td></td> <td></td> <td></td> <td></td> <td></td> <td></td> <td>AVERAGE</td> </tr> </tbody> </table>	Limit	Read	Ant	Cable	Preamp	Aux	APos	TPos	Freq	Level	Line	Margin	Level	Factor	Loss	Factor	MHz	dBuV/m	dBuV/m	dB	dBuV	dB/m	dB	dB	1 2480.00	107.19	-----	-----	92.45	32.12	7.28	30.66								6.00								400								40								AVERAGE
Limit	Read	Ant	Cable	Preamp	Aux	APos	TPos																																																																																																																											
Freq	Level	Line	Margin	Level	Factor	Loss	Factor																																																																																																																											
MHz	dBuV/m	dBuV/m	dB	dBuV	dB/m	dB	dB																																																																																																																											
1 2483.50	50.91	54.00	-3.09	36.14	32.13	7.29	30.65																																																																																																																											
							6.00																																																																																																																											
							400																																																																																																																											
							40																																																																																																																											
							AVERAGE																																																																																																																											
Limit	Read	Ant	Cable	Preamp	Aux	APos	TPos																																																																																																																											
Freq	Level	Line	Margin	Level	Factor	Loss	Factor																																																																																																																											
MHz	dBuV/m	dBuV/m	dB	dBuV	dB/m	dB	dB																																																																																																																											
1 2480.00	107.19	-----	-----	92.45	32.12	7.28	30.66																																																																																																																											
							6.00																																																																																																																											
							400																																																																																																																											
							40																																																																																																																											
							AVERAGE																																																																																																																											



Mode	6																																																																																																																																																				
	Harmonic																																																																																																																																																				
	2400-2483.5_Bluetooth-LE_GSKF_CH39_2480MHz																																																																																																																																																				
ANT	1																																																																																																																																																				
Pol.	Horizontal	Vertical																																																																																																																																																			
Peak Avg	<table border="1"> <thead> <tr> <th>Limit</th> <th>Read</th> <th>Ant</th> <th>Cable</th> <th>Preamp</th> <th>Aux</th> <th>APos</th> <th>TPos</th> <th>Remark</th> </tr> <tr> <th>Freq</th> <th>Level</th> <th>Line Margin</th> <th>Level</th> <th>Factor</th> <th>Loss Factor</th> <th>Factor</th> <th>Factor</th> <th></th> </tr> <tr> <th>MHz</th> <th>dBuV/m</th> <th>dBuV/m</th> <th>dB</th> <th>dBuV</th> <th>dB/m</th> <th>dB</th> <th>dB</th> <th>cm</th> <th>deg</th> </tr> </thead> <tbody> <tr> <td>1</td> <td>4960.00</td> <td>54.63</td> <td>74.00</td> <td>-19.37</td> <td>75.48</td> <td>34.10</td> <td>10.50</td> <td>65.45</td> <td>0.00</td> <td>295</td> <td>353</td> <td>PEAK</td> </tr> <tr> <td>2</td> <td>4960.00</td> <td>48.89</td> <td>54.00</td> <td>-5.11</td> <td>69.74</td> <td>34.10</td> <td>10.50</td> <td>65.45</td> <td>0.00</td> <td>295</td> <td>353</td> <td>AVERAGE</td> </tr> <tr> <td>3</td> <td>7440.00</td> <td>56.69</td> <td>74.00</td> <td>-17.31</td> <td>73.35</td> <td>35.80</td> <td>12.87</td> <td>65.33</td> <td>0.00</td> <td>103</td> <td>125</td> <td>PEAK</td> </tr> <tr> <td>4</td> <td>7440.00</td> <td>48.42</td> <td>54.00</td> <td>-5.58</td> <td>65.08</td> <td>35.80</td> <td>12.87</td> <td>65.33</td> <td>0.00</td> <td>103</td> <td>125</td> <td>AVERAGE</td> </tr> </tbody> </table>	Limit	Read	Ant	Cable	Preamp	Aux	APos	TPos	Remark	Freq	Level	Line Margin	Level	Factor	Loss Factor	Factor	Factor		MHz	dBuV/m	dBuV/m	dB	dBuV	dB/m	dB	dB	cm	deg	1	4960.00	54.63	74.00	-19.37	75.48	34.10	10.50	65.45	0.00	295	353	PEAK	2	4960.00	48.89	54.00	-5.11	69.74	34.10	10.50	65.45	0.00	295	353	AVERAGE	3	7440.00	56.69	74.00	-17.31	73.35	35.80	12.87	65.33	0.00	103	125	PEAK	4	7440.00	48.42	54.00	-5.58	65.08	35.80	12.87	65.33	0.00	103	125	AVERAGE	<table border="1"> <thead> <tr> <th>Limit</th> <th>Read</th> <th>Ant</th> <th>Cable</th> <th>Preamp</th> <th>Aux</th> <th>APos</th> <th>TPos</th> <th>Remark</th> </tr> <tr> <th>Freq</th> <th>Level</th> <th>Line Margin</th> <th>Level</th> <th>Factor</th> <th>Loss Factor</th> <th>Factor</th> <th>Factor</th> <th></th> </tr> <tr> <th>MHz</th> <th>dBuV/m</th> <th>dBuV/m</th> <th>dB</th> <th>dBuV</th> <th>dB/m</th> <th>dB</th> <th>dB</th> <th>cm</th> <th>deg</th> </tr> </thead> <tbody> <tr> <td>1</td> <td>4960.00</td> <td>54.95</td> <td>74.00</td> <td>-19.05</td> <td>75.80</td> <td>34.10</td> <td>10.50</td> <td>65.45</td> <td>0.00</td> <td>101</td> <td>29</td> <td>PEAK</td> </tr> <tr> <td>2</td> <td>4960.00</td> <td>49.45</td> <td>54.00</td> <td>-4.55</td> <td>70.30</td> <td>34.10</td> <td>10.50</td> <td>65.45</td> <td>0.00</td> <td>101</td> <td>29</td> <td>AVERAGE</td> </tr> <tr> <td>3</td> <td>7440.00</td> <td>45.63</td> <td>74.00</td> <td>-28.37</td> <td>62.29</td> <td>35.80</td> <td>12.87</td> <td>65.33</td> <td>0.00</td> <td>101</td> <td>29</td> <td>PEAK</td> </tr> </tbody> </table>	Limit	Read	Ant	Cable	Preamp	Aux	APos	TPos	Remark	Freq	Level	Line Margin	Level	Factor	Loss Factor	Factor	Factor		MHz	dBuV/m	dBuV/m	dB	dBuV	dB/m	dB	dB	cm	deg	1	4960.00	54.95	74.00	-19.05	75.80	34.10	10.50	65.45	0.00	101	29	PEAK	2	4960.00	49.45	54.00	-4.55	70.30	34.10	10.50	65.45	0.00	101	29	AVERAGE	3	7440.00	45.63	74.00	-28.37	62.29	35.80	12.87	65.33	0.00	101	29	PEAK
	Limit	Read	Ant	Cable	Preamp	Aux	APos	TPos	Remark																																																																																																																																												
Freq	Level	Line Margin	Level	Factor	Loss Factor	Factor	Factor																																																																																																																																														
MHz	dBuV/m	dBuV/m	dB	dBuV	dB/m	dB	dB	cm	deg																																																																																																																																												
1	4960.00	54.63	74.00	-19.37	75.48	34.10	10.50	65.45	0.00	295	353	PEAK																																																																																																																																									
2	4960.00	48.89	54.00	-5.11	69.74	34.10	10.50	65.45	0.00	295	353	AVERAGE																																																																																																																																									
3	7440.00	56.69	74.00	-17.31	73.35	35.80	12.87	65.33	0.00	103	125	PEAK																																																																																																																																									
4	7440.00	48.42	54.00	-5.58	65.08	35.80	12.87	65.33	0.00	103	125	AVERAGE																																																																																																																																									
Limit	Read	Ant	Cable	Preamp	Aux	APos	TPos	Remark																																																																																																																																													
Freq	Level	Line Margin	Level	Factor	Loss Factor	Factor	Factor																																																																																																																																														
MHz	dBuV/m	dBuV/m	dB	dBuV	dB/m	dB	dB	cm	deg																																																																																																																																												
1	4960.00	54.95	74.00	-19.05	75.80	34.10	10.50	65.45	0.00	101	29	PEAK																																																																																																																																									
2	4960.00	49.45	54.00	-4.55	70.30	34.10	10.50	65.45	0.00	101	29	AVERAGE																																																																																																																																									
3	7440.00	45.63	74.00	-28.37	62.29	35.80	12.87	65.33	0.00	101	29	PEAK																																																																																																																																									
Peak Avg																																																																																																																																																					

Note: For 18GHz to 25GHz, only worse case is verified in this report.



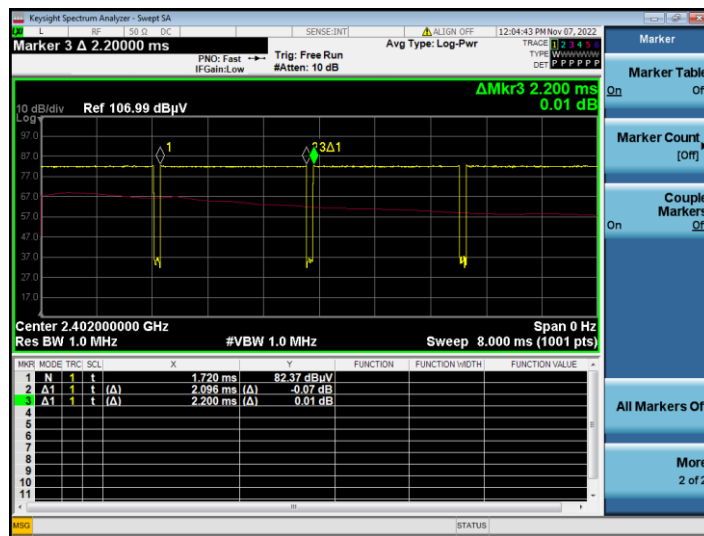
Mode	-																																																																																																																																																															
	Emission below 1GHz																																																																																																																																																															
	2400-2483.5_Bluetooth-LE_2Mbps_GSKF_CH39_2480MHz																																																																																																																																																															
ANT	1																																																																																																																																																															
Pol.	Horizontal	Vertical																																																																																																																																																														
Peak QP	<table border="1"> <thead> <tr> <th>Peak</th> <th>Freq</th> <th>Level</th> <th>Over Limit</th> <th>ReadAntenna</th> <th>Cable Preamp</th> <th>A/Pos</th> <th>T/Pos</th> <th>Remark</th> </tr> <tr> <th></th> <th>MHz</th> <th>dBuV/m</th> <th>dB</th> <th>dBuV/m</th> <th>dBuV/m</th> <th>dB</th> <th>dB</th> <th>cm</th> <th>deg</th> </tr> </thead> <tbody> <tr><td>1</td><td>34.85</td><td>26.77</td><td>-13.23</td><td>40.00</td><td>35.96</td><td>22.45</td><td>0.56</td><td>32.20</td><td>---</td></tr> <tr><td>2</td><td>66.86</td><td>28.55</td><td>-11.45</td><td>40.00</td><td>47.51</td><td>12.17</td><td>1.01</td><td>32.14</td><td>---</td></tr> <tr><td>3</td><td>187.68</td><td>24.48</td><td>-19.82</td><td>43.50</td><td>38.46</td><td>16.70</td><td>1.51</td><td>32.19</td><td>---</td></tr> <tr><td>4</td><td>132.82</td><td>26.99</td><td>-16.51</td><td>43.50</td><td>39.92</td><td>17.54</td><td>1.66</td><td>32.13</td><td>---</td></tr> <tr><td>5</td><td>156.18</td><td>27.67</td><td>-15.83</td><td>43.50</td><td>41.38</td><td>16.58</td><td>1.81</td><td>32.18</td><td>---</td></tr> <tr><td>6</td><td>336.52</td><td>28.00</td><td>-18.00</td><td>46.00</td><td>37.51</td><td>19.98</td><td>2.68</td><td>32.17</td><td>---</td></tr> </tbody> </table>	Peak	Freq	Level	Over Limit	ReadAntenna	Cable Preamp	A/Pos	T/Pos	Remark		MHz	dBuV/m	dB	dBuV/m	dBuV/m	dB	dB	cm	deg	1	34.85	26.77	-13.23	40.00	35.96	22.45	0.56	32.20	---	2	66.86	28.55	-11.45	40.00	47.51	12.17	1.01	32.14	---	3	187.68	24.48	-19.82	43.50	38.46	16.70	1.51	32.19	---	4	132.82	26.99	-16.51	43.50	39.92	17.54	1.66	32.13	---	5	156.18	27.67	-15.83	43.50	41.38	16.58	1.81	32.18	---	6	336.52	28.00	-18.00	46.00	37.51	19.98	2.68	32.17	---	<table border="1"> <thead> <tr> <th>Peak</th> <th>Freq</th> <th>Level</th> <th>Over Limit</th> <th>ReadAntenna</th> <th>Cable Preamp</th> <th>A/Pos</th> <th>T/Pos</th> <th>Remark</th> </tr> <tr> <th></th> <th>MHz</th> <th>dBuV/m</th> <th>dB</th> <th>dBuV/m</th> <th>dBuV/m</th> <th>dB</th> <th>dB</th> <th>cm</th> <th>deg</th> </tr> </thead> <tbody> <tr><td>1</td><td>38.73</td><td>30.74</td><td>-9.26</td><td>40.00</td><td>42.04</td><td>28.23</td><td>0.61</td><td>32.14</td><td>---</td></tr> <tr><td>2</td><td>73.65</td><td>28.61</td><td>-11.39</td><td>40.00</td><td>47.04</td><td>12.67</td><td>1.10</td><td>32.20</td><td>---</td></tr> <tr><td>3</td><td>123.12</td><td>28.05</td><td>-15.45</td><td>43.50</td><td>41.11</td><td>17.48</td><td>1.60</td><td>32.15</td><td>---</td></tr> <tr><td>4</td><td>153.19</td><td>29.83</td><td>-13.67</td><td>43.50</td><td>43.34</td><td>16.00</td><td>1.79</td><td>32.10</td><td>---</td></tr> <tr><td>5</td><td>255.04</td><td>22.29</td><td>-23.71</td><td>46.00</td><td>33.08</td><td>19.88</td><td>2.32</td><td>32.19</td><td>---</td></tr> <tr><td>6</td><td>310.33</td><td>23.35</td><td>-22.65</td><td>46.00</td><td>33.50</td><td>19.39</td><td>2.58</td><td>32.12</td><td>---</td></tr> </tbody> </table>	Peak	Freq	Level	Over Limit	ReadAntenna	Cable Preamp	A/Pos	T/Pos	Remark		MHz	dBuV/m	dB	dBuV/m	dBuV/m	dB	dB	cm	deg	1	38.73	30.74	-9.26	40.00	42.04	28.23	0.61	32.14	---	2	73.65	28.61	-11.39	40.00	47.04	12.67	1.10	32.20	---	3	123.12	28.05	-15.45	43.50	41.11	17.48	1.60	32.15	---	4	153.19	29.83	-13.67	43.50	43.34	16.00	1.79	32.10	---	5	255.04	22.29	-23.71	46.00	33.08	19.88	2.32	32.19	---	6	310.33	23.35	-22.65	46.00	33.50	19.39	2.58	32.12	---
Peak	Freq	Level	Over Limit	ReadAntenna	Cable Preamp	A/Pos	T/Pos	Remark																																																																																																																																																								
	MHz	dBuV/m	dB	dBuV/m	dBuV/m	dB	dB	cm	deg																																																																																																																																																							
1	34.85	26.77	-13.23	40.00	35.96	22.45	0.56	32.20	---																																																																																																																																																							
2	66.86	28.55	-11.45	40.00	47.51	12.17	1.01	32.14	---																																																																																																																																																							
3	187.68	24.48	-19.82	43.50	38.46	16.70	1.51	32.19	---																																																																																																																																																							
4	132.82	26.99	-16.51	43.50	39.92	17.54	1.66	32.13	---																																																																																																																																																							
5	156.18	27.67	-15.83	43.50	41.38	16.58	1.81	32.18	---																																																																																																																																																							
6	336.52	28.00	-18.00	46.00	37.51	19.98	2.68	32.17	---																																																																																																																																																							
Peak	Freq	Level	Over Limit	ReadAntenna	Cable Preamp	A/Pos	T/Pos	Remark																																																																																																																																																								
	MHz	dBuV/m	dB	dBuV/m	dBuV/m	dB	dB	cm	deg																																																																																																																																																							
1	38.73	30.74	-9.26	40.00	42.04	28.23	0.61	32.14	---																																																																																																																																																							
2	73.65	28.61	-11.39	40.00	47.04	12.67	1.10	32.20	---																																																																																																																																																							
3	123.12	28.05	-15.45	43.50	41.11	17.48	1.60	32.15	---																																																																																																																																																							
4	153.19	29.83	-13.67	43.50	43.34	16.00	1.79	32.10	---																																																																																																																																																							
5	255.04	22.29	-23.71	46.00	33.08	19.88	2.32	32.19	---																																																																																																																																																							
6	310.33	23.35	-22.65	46.00	33.50	19.39	2.58	32.12	---																																																																																																																																																							



## Appendix D. Duty Cycle Plots

Band	Duty Cycle(%)	T(ms)	1/T(kHz)	VBW Setting
Bluetooth LE 1Mbps	95.27	2.096	0.477	0.51kHz
Bluetooth LE 2Mbps	91.18	1.055	0.948	1kHz

### Bluetooth LE 1Mbps



### Bluetooth LE 2Mbps

