

User Manual

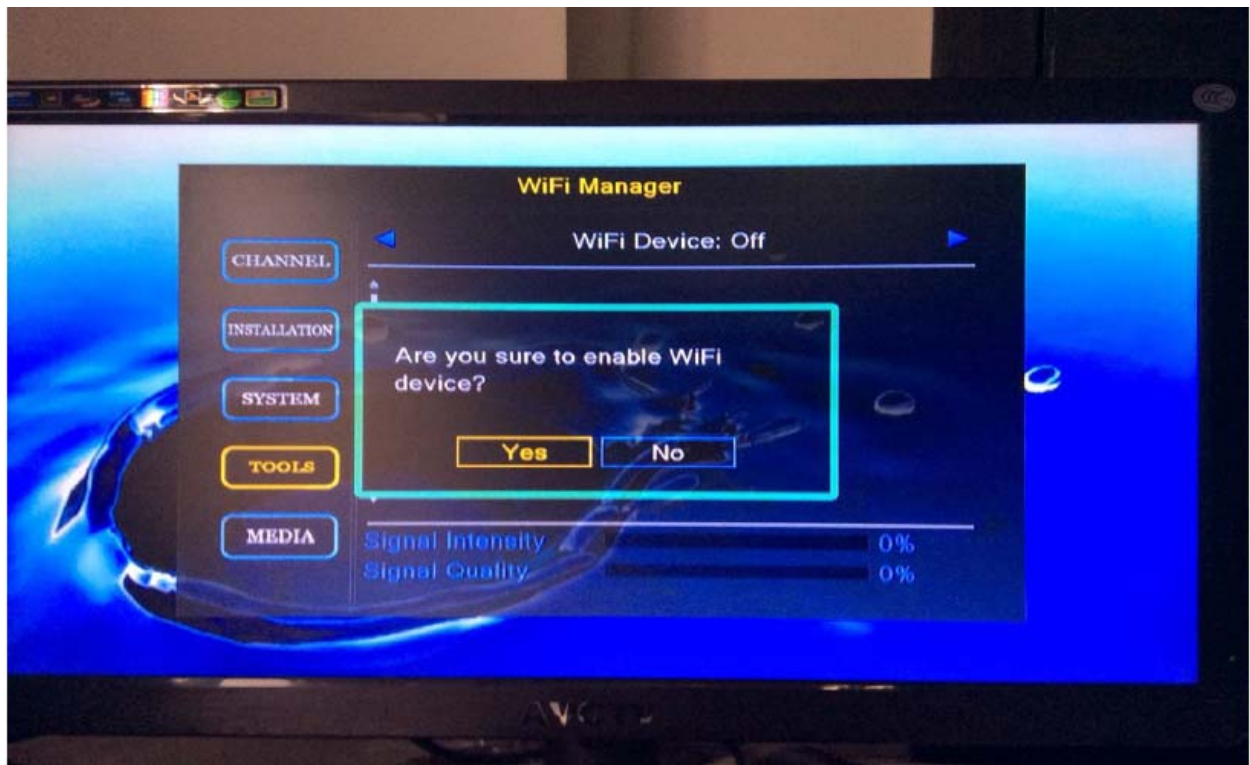
RT5370 is a highly integrated single-chip Wireless LAN (WLAN) USB2.0 network interface controller compatible with the 802.11b/g/n specification. It combines a MAC, a 1T1R capable baseband, and RF in a single chip. The RT5370 provides a complete solution for a high throughput performance wireless client.

The RT 5370 applies only to JynxBox V4 models and a proprietary software (WiFi manager) has to be used to enable function. If the USB WiFi adapter is plug into a standard USB slot, it cannot function until the software is installed.

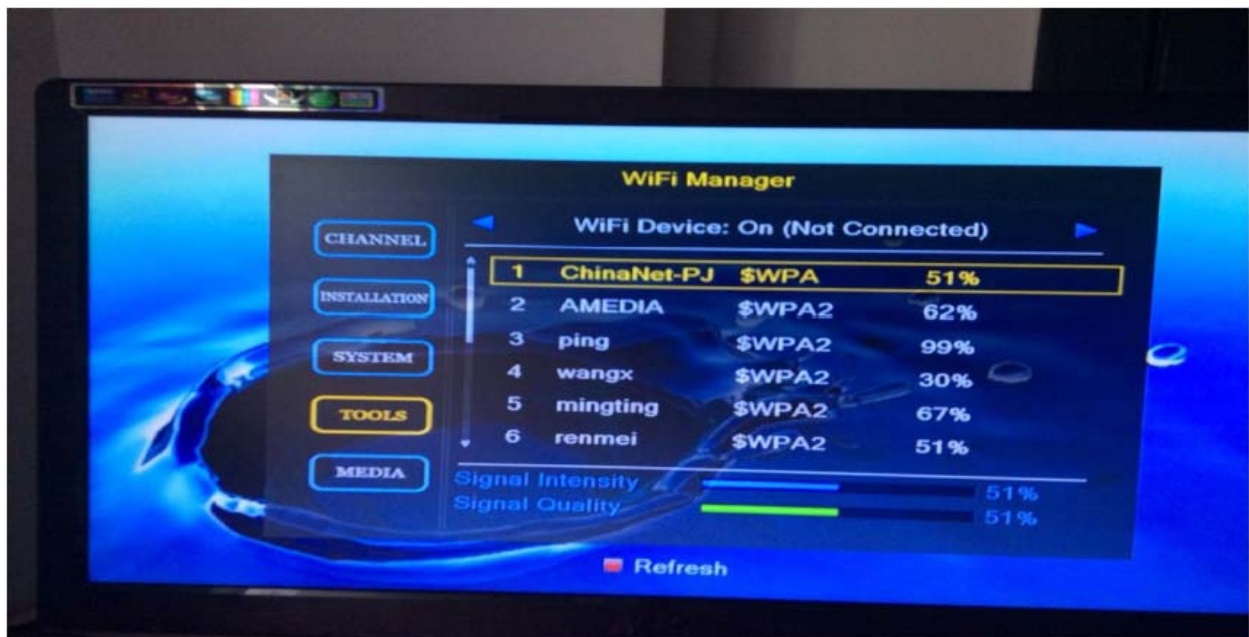
1. The RT 5370 connect to USB 2.0 you will see the screen like below:



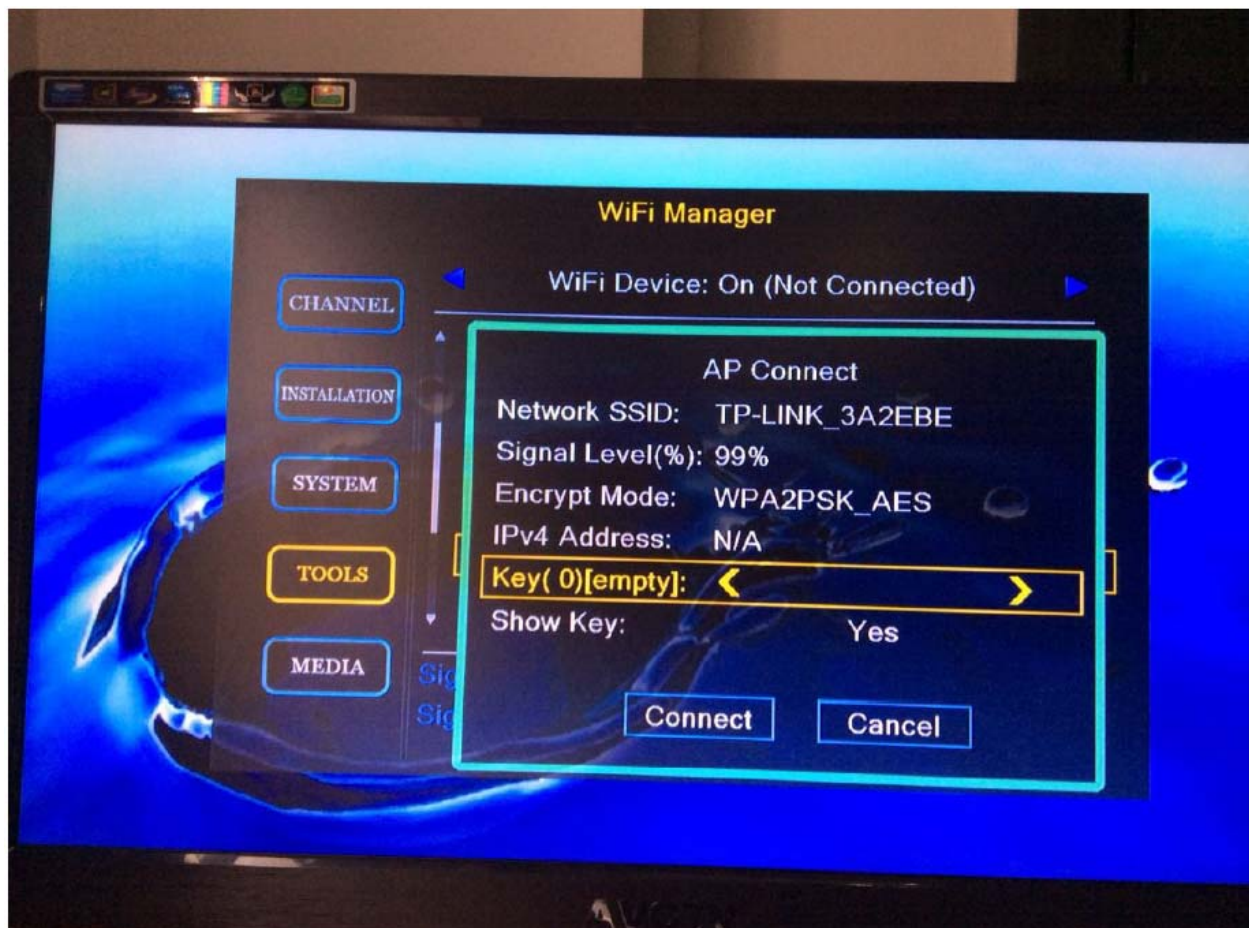
2. Press MENU → TOOLS → WiFi Manager, Press OK key to enter “WiFi Manager” you will see a screen like below:

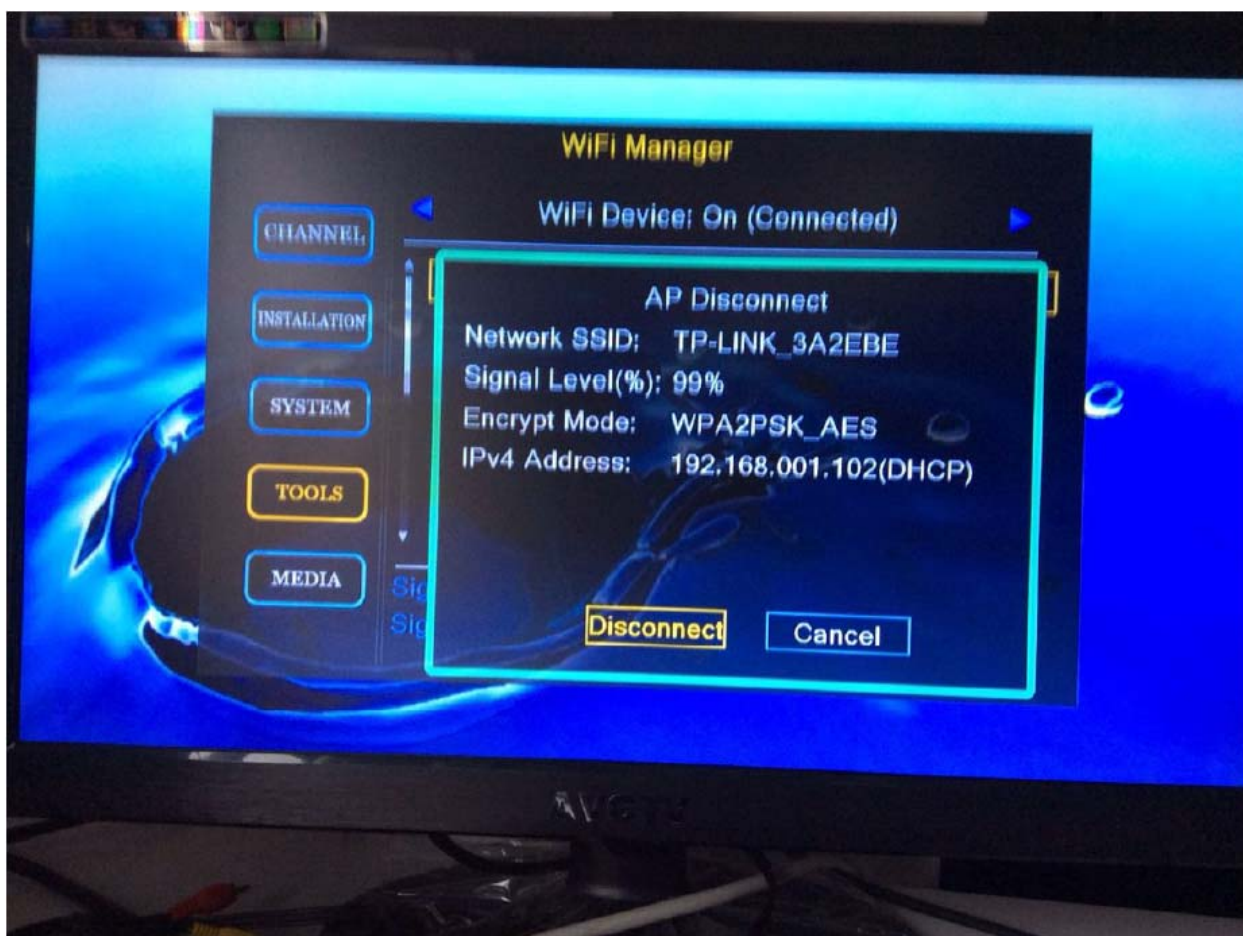


3. You can press [Left/right] to select YES or NO, if you select YES, you will see the screen like Below:



4. You can press [Up/Down] to select wifi ap, you can input password to connect wifi ap,





FCC STATEMENT:

Changes or modifications not expressly approved by the party responsible for compliance could void the user's authority to operate the equipment.

This equipment has been tested and found to comply with the limits for a Class B digital device, pursuant to part 15 of the FCC Rules. These limits are designed to provide reasonable protection against harmful interference in a residential installation. This equipment generates, uses and can radiate radio frequency energy and, if not installed and used in accordance with the instructions, may cause harmful interference to radio communications. However, there is no guarantee that interference will not occur in a particular installation. If this equipment does cause harmful interference to radio or television reception, which can be determined by turning the equipment off and on, the user is encouraged to try to correct the interference by one or more of the following measures:

- Reorient or relocate the receiving antenna.
- Increase the separation between the equipment and receiver.
- Connect the equipment into an outlet on a circuit different from that to which the receiver is connected.
- Consult the dealer or an experienced radio/TV technician for help.

This device complies with part 15 of the FCC Rules. Operation is subject to the following two conditions: (1) This device may not cause harmful interference, and (2) this device must accept any interference received, including interference that may cause undesired operation.