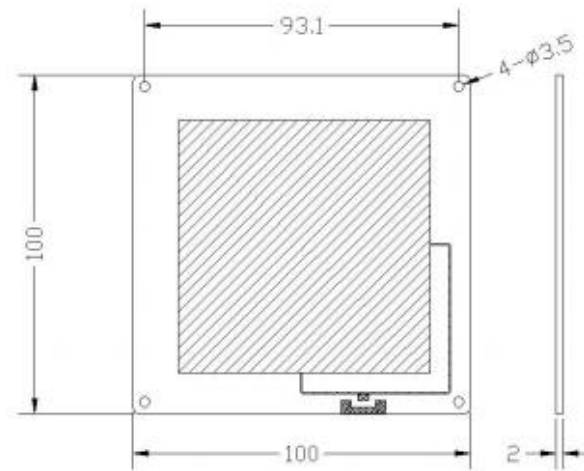


UHF RFID Antenna Specification

Shenzhen Chainway Information Technology Co., Ltd

Part Number	CUAPOCA
ANT TYP	Circular Polarization
ANT material	FR4
Operating frequency	902-928 MHz



1 ANT test equipment

1.1 Microwave chamber diagram

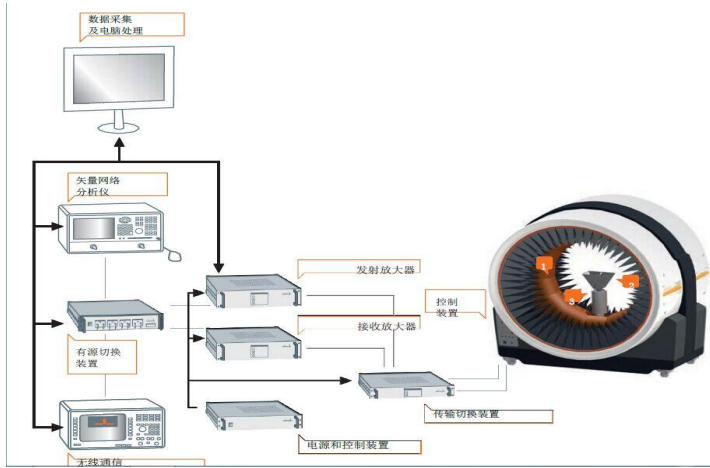


Figure 1 Wiring diagram of assembly test for microwave chamber system

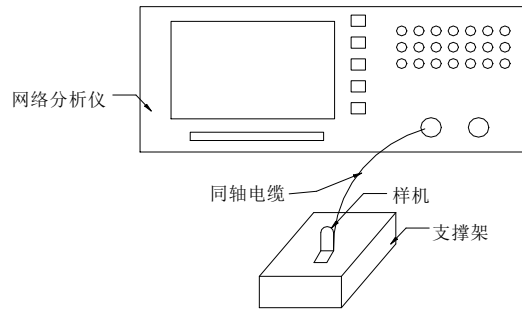


Figure 2 ANT static test connection method

2 Specifications

Antenna (天线)		
1	Antenna model(天线规格)	100mm*100mm*2mm
2	Frequency Range(频率范围)	902-928MHz
3	V.S.W.R (驻波比)	1.3 Max
4	Bandwidth@10dB(10dB 带宽)	20 MHz Min
5	Gain(增益)	0dBi
6	Impedance (阻抗)	50 Ω
7	Polarization (极化方式)	RHCP
8	Working Temp (工作温度)	-40℃ ~+85℃
9	Storage Temp (贮存温度)	-40℃ ~+85℃

3 Antenna test result

3.1 Gain&Efficiency

Gain&Efficiency					
Frequency 频率(MHz)	Gain 增益(dBi)	Efficiency 效率	Frequency 频率(MHz)	Gain 增益(dBi)	Efficiency 效率
902.75	-0.17	68.32%	915.25	0	68.86%
903.25	-0.17	68.32%	915.75	0	68.86%
903.75	-0.17	68.35%	916.25	0	68.86%
904.25	-0.16	68.35%	916.75	0	68.86%
904.75	-0.16	68.42%	917.75	0	68.86%
905.25	-0.16	68.42%	918.25	0	68.82%
905.75	-0.16	68.46%	918.75	0	68.82%
906.25	-0.15	68.47%	919.25	-0.1	68.81%
906.75	-0.15	68.48%	919.75	-0.1	68.81%
907.25	-0.15	68.50%	920.25	-0.12	68.80%
907.75	-0.15	68.53%	920.75	-0.12	68.80%
908.25	-0.14	68.55%	921.25	-0.13	68.76%
908.75	-0.14	68.56%	921.75	-0.13	68.76%
909.25	-0.14	68.60%	922.25	-0.14	68.69%
909.75	-0.14	68.60%	922.75	-0.14	68.69%
910.25	-0.13	68.65%	923.25	-0.14	68.62%
910.75	-0.13	68.65%	923.75	-0.15	68.62%
911.25	-0.12	68.71%	924.25	-0.15	68.56%
911.75	-0.12	68.72%	924.75	-0.15	68.56%
912.25	-0.12	68.74%	925.25	-0.15	68.50%
912.75	-0.12	68.75%	925.75	-0.16	68.50%
913.25	-0.10	68.80%	926.25	-0.16	68.42%
913.75	-0.1	68.80%	926.75	-0.16	68.42%
914.25	0	68.84%	927.25	-0.16	68.40%
914.75	0	68.84%			

3.2 Radiation

