

## Annex D Plots of Maximum SAR Test Results

### MEASUREMENT 1

Type: Phone measurement (Complete)

Area scan resolution: dx=15mm,dy=15mm

Zoom scan resolution: dx=5mm, dy=5mm, dz=5mm

Date of measurement: 2018.06.23

Measurement duration: 15 minutes 25 seconds

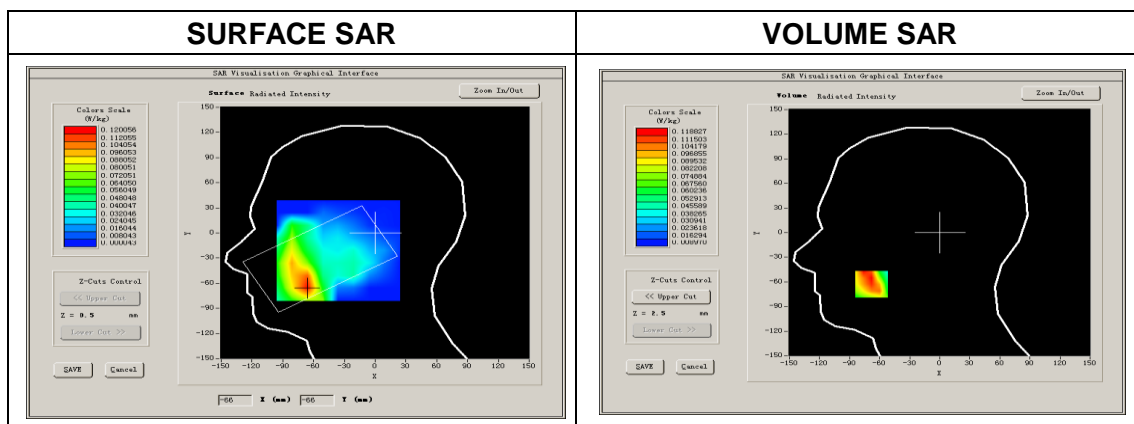
#### A. Experimental conditions.

<u>Phantom File</u>	surf_sam_plan.txt
<u>Phantom</u>	Right head
<u>Device Position</u>	Cheek
<u>Band</u>	GSM850
<u>Channels</u>	High
<u>Signal</u>	GSM

#### B. SAR Measurement Results

Higher Band SAR (Channel 251):

Frequency (MHz)	848.800000
Relative permittivity (real part)	41.182592
Conductivity (S/m)	0.892146
Power drift (%)	1.120000
Ambient Temperature:	22.6°C
Liquid Temperature:	21.2°C
ConvF:	6.13
Duty Cycle:	1:8.3



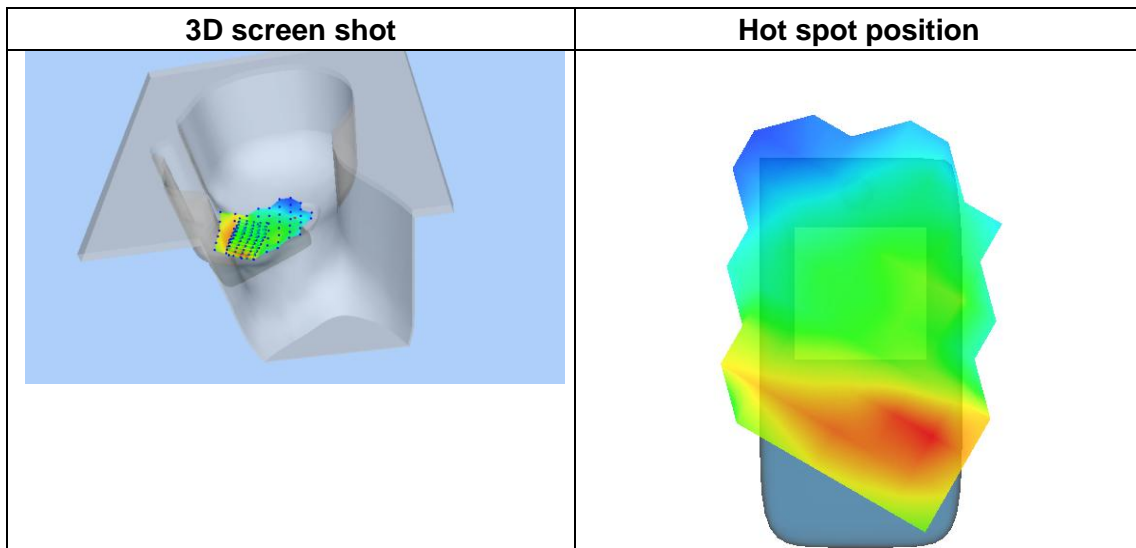
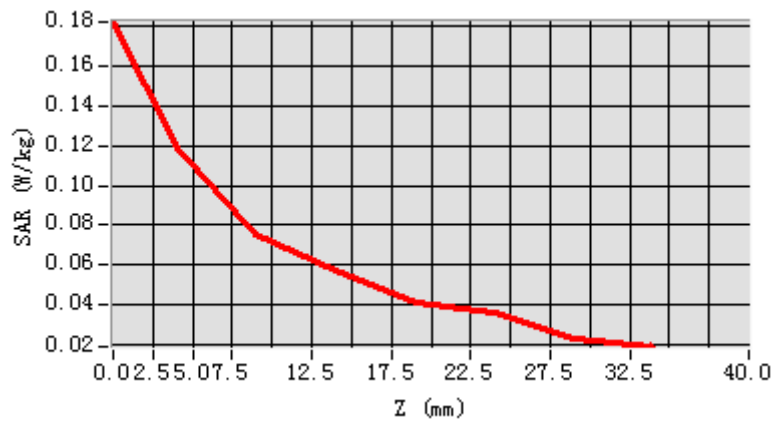
**NOTE:** This document is issued by MORLAB, the test report shall not be reproduced except in full without prior written permission of the company. The test results apply only to the particular sample(s) tested and to the specific tests carried out which is available on request for validation and information confirmed at our website.

Maximum location: X=-68.00, Y=-63.00

SAR Peak: 0.18 W/kg

SAR 10g (W/Kg)	0.076151
SAR 1g (W/Kg)	0.115597

Z (mm)	0.00	4.00	9.00	14.00	19.00	24.00	29.00
SAR (W/Kg)	0.1825	0.1188	0.0751	0.0576	0.0413	0.0359	0.0227



**NOTE:** This document is issued by MORLAB, the test report shall not be reproduced except in full without prior written permission of the company. The test results apply only to the particular sample(s) tested and to the specific tests carried out which is available on request for validation and information confirmed at our website.

## MEASUREMENT 2

Type: Phone measurement (Complete)

Area scan resolution: dx=15mm,dy=15mm

Zoom scan resolution: dx=5mm, dy=5mm, dz=5mm

Date of measurement: 2018.06.19

Measurement duration: 16 minutes 28 seconds

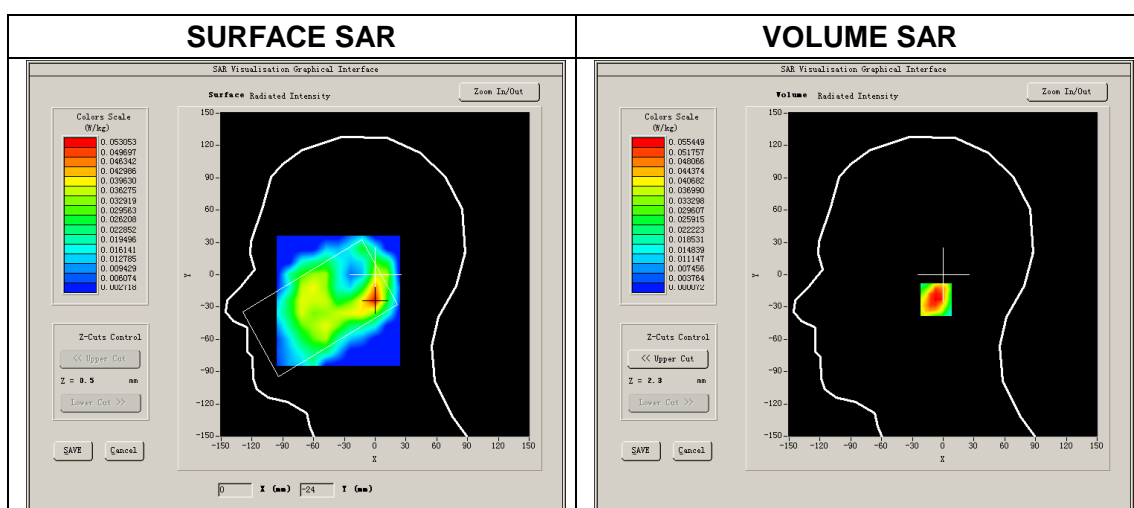
### A. Experimental conditions.

<u>Phantom File</u>	surf_sam_plan.txt
<u>Phantom</u>	Left head
<u>Device Position</u>	Tilt
<u>Band</u>	GSM1900
<u>Channels</u>	High
<u>Signal</u>	GSM

### B. SAR Measurement Results

Higher Band SAR (Channel 810):

<b>Frequency (MHz)</b>	1909.800000
<b>Relative permittivity (real part)</b>	40.085436
<b>Conductivity (S/m)</b>	1.385164
<b>Power drift (%)</b>	-0.720000
<b>Ambient Temperature:</b>	22.1°C
<b>Liquid Temperature:</b>	22.4°C
<b>ConvF:</b>	5.61
<b>Duty Cycle:</b>	1:8.3



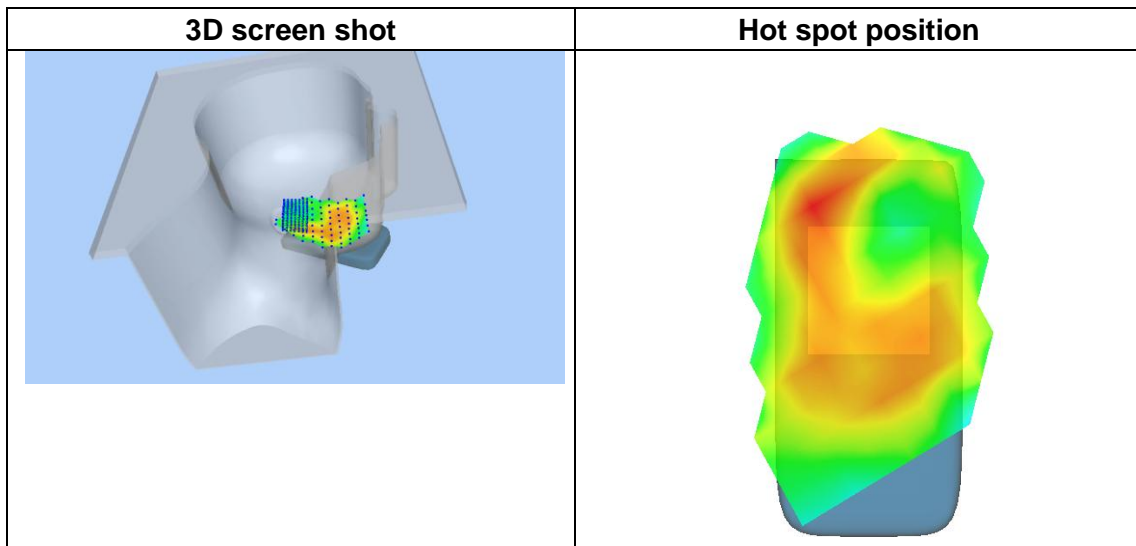
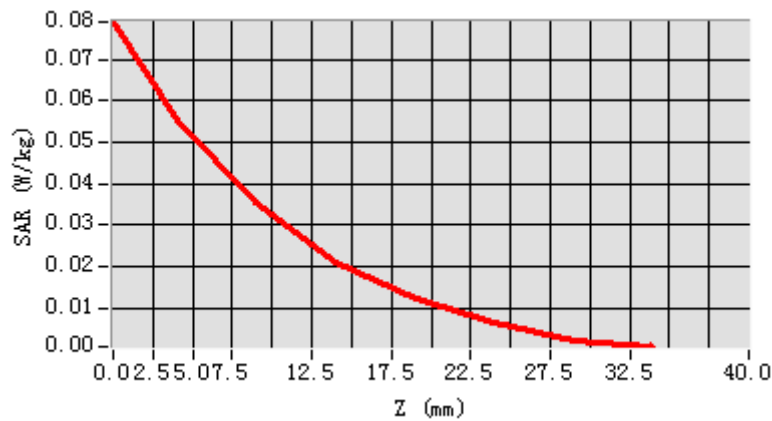
**NOTE:** This document is issued by MORLAB, the test report shall not be reproduced except in full without prior written permission of the company. The test results apply only to the particular sample(s) tested and to the specific tests carried out which is available on request for validation and information confirmed at our website.

Maximum location: X=-1.00, Y=-23.00

SAR Peak: 0.09 W/kg

SAR 10g (W/Kg)	0.041801
SAR 1g (W/Kg)	0.081350

Z (mm)	0.00	4.00	9.00	14.00	19.00	24.00	29.00
SAR (W/Kg)	0.0790	0.0554	0.0354	0.0209	0.0124	0.0067	0.0020



**NOTE:** This document is issued by MORLAB, the test report shall not be reproduced except in full without prior written permission of the company. The test results apply only to the particular sample(s) tested and to the specific tests carried out which is available on request for validation and information confirmed at our website.

### MEASUREMENT 3

Type: Phone measurement (Complete)

Area scan resolution: dx=15mm,dy=15mm

Zoom scan resolution: dx=5mm, dy=5mm, dz=5mm

Date of measurement: 2018.06.19

Measurement duration: 15 minutes 31 seconds

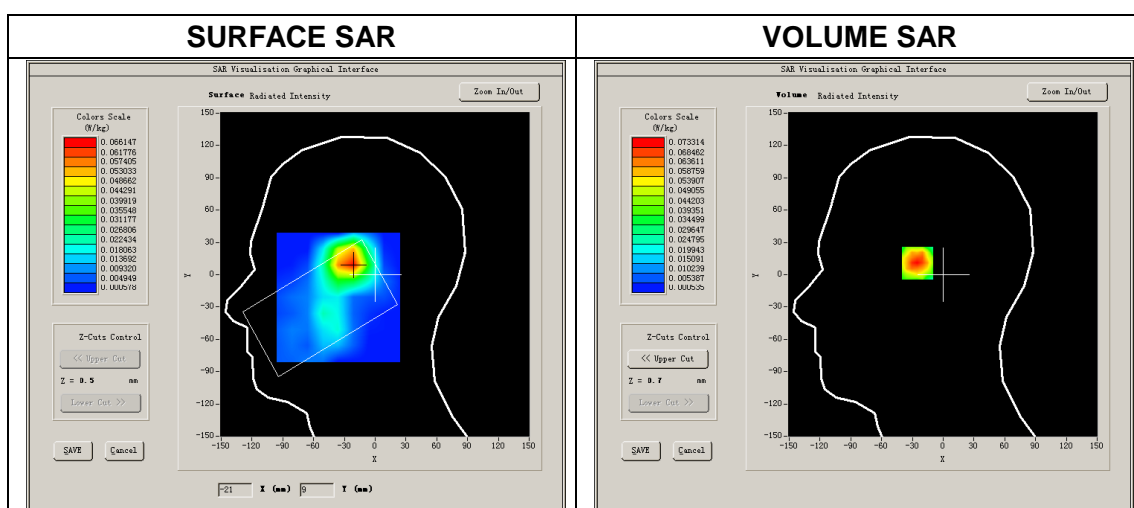
#### A. Experimental conditions.

<u>Phantom File</u>	surf_sam_plan.txt
<u>Phantom</u>	Left head
<u>Device Position</u>	Tilt
<u>Band</u>	Band2 WCDMA1900
<u>Channels</u>	High
<u>Signal</u>	RMC

#### B. SAR Measurement Results

Higher Band SAR (Channel 9538):

<b>Frequency (MHz)</b>	1907.600000
<b>Relative permittivity (real part)</b>	40.085438
<b>Conductivity (S/m)</b>	1.385145
<b>Power drift (%)</b>	-0.720000
<b>Ambient Temperature:</b>	22.1°C
<b>Liquid Temperature:</b>	22.4°C
<b>ConvF:</b>	5.61
<b>Duty Cycle:</b>	1:1



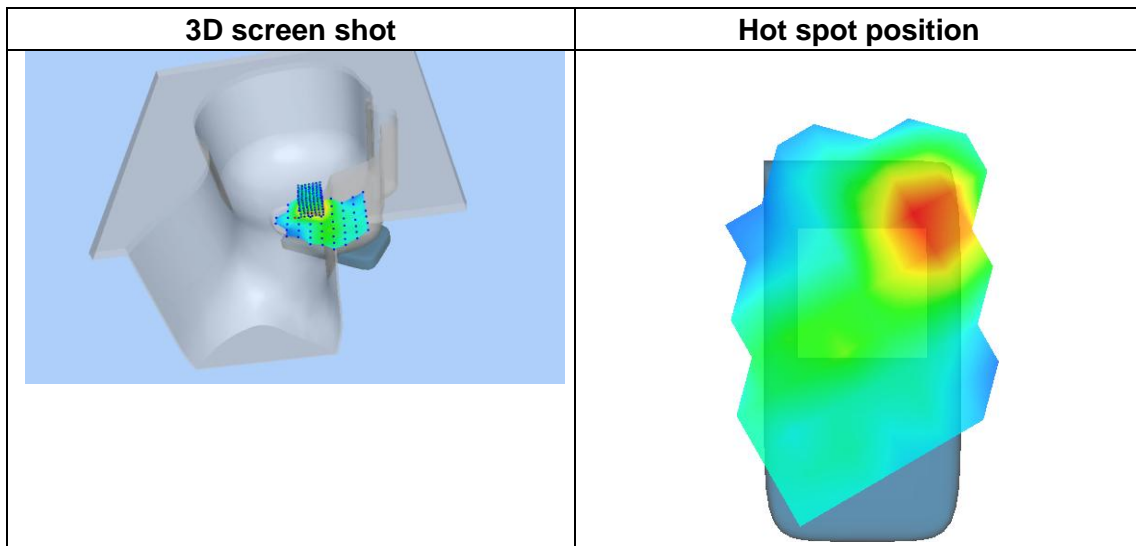
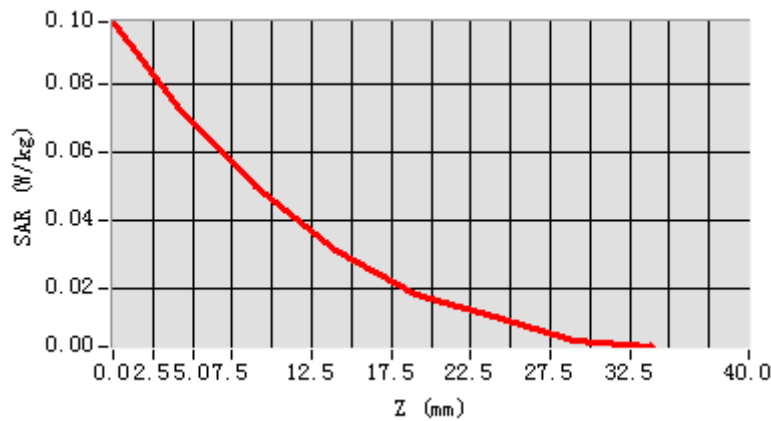
**NOTE:** This document is issued by MORLAB, the test report shall not be reproduced except in full without prior written permission of the company. The test results apply only to the particular sample(s) tested and to the specific tests carried out which is available on request for validation and information confirmed at our website.

Maximum location: X=-24.00, Y=12.00

SAR Peak: 0.10 W/kg

SAR 10g (W/Kg)	0.038762
SAR 1g (W/Kg)	0.067153

Z (mm)	0.00	4.00	9.00	14.00	19.00	24.00	29.00
SAR (W/Kg)	0.0980	0.0733	0.0499	0.0311	0.0186	0.0119	0.0048



**NOTE:** This document is issued by MORLAB, the test report shall not be reproduced except in full without prior written permission of the company. The test results apply only to the particular sample(s) tested and to the specific tests carried out which is available on request for validation and information confirmed at our website.

## MEASUREMENT 4

Type: Phone measurement (Complete)

Area scan resolution: dx=15mm,dy=15mm

Zoom scan resolution: dx=5mm, dy=5mm, dz=5mm

Date of measurement: 2018.06.19

Measurement duration: 15 minutes 19 seconds

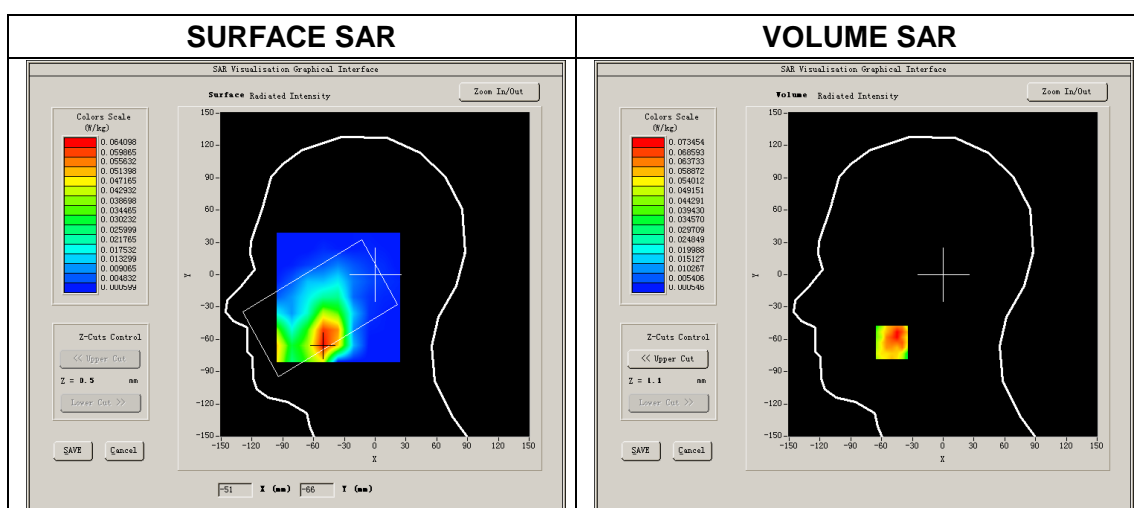
### A. Experimental conditions.

<u>Phantom File</u>	surf_sam_plan.txt
<u>Phantom</u>	Left head
<u>Device Position</u>	Cheek
<u>Band</u>	Band4 WCDMA1700
<u>Channels</u>	High
<u>Signal</u>	RMC

### B. SAR Measurement Results

Higher Band SAR (Channel 1513):

<b>Frequency (MHz)</b>	1752.600000
<b>Relative permittivity (real part)</b>	40.126057
<b>Conductivity (S/m)</b>	1.354671
<b>Power drift (%)</b>	0.380000
<b>Ambient Temperature:</b>	22.3°C
<b>Liquid Temperature:</b>	22.6°C
<b>ConvF:</b>	5.21
<b>Duty Cycle:</b>	1:1



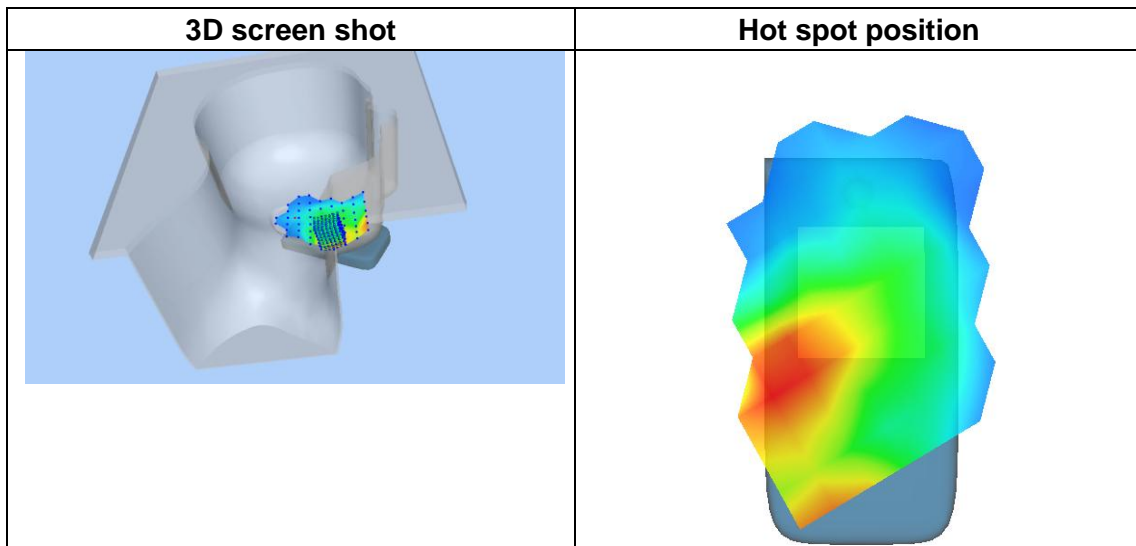
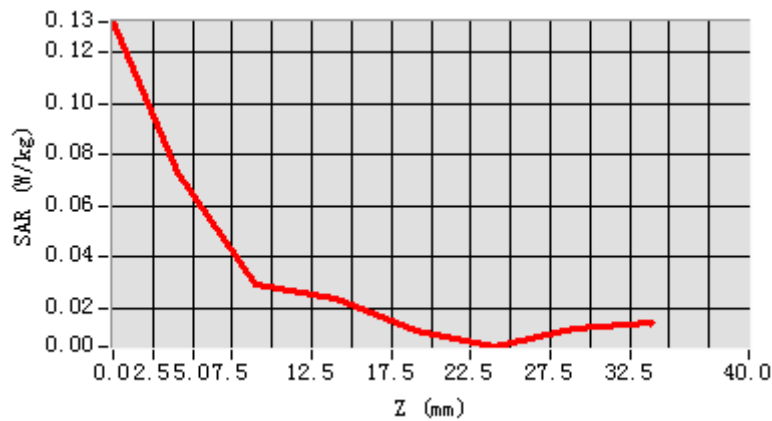
**NOTE:** This document is issued by MORLAB, the test report shall not be reproduced except in full without prior written permission of the company. The test results apply only to the particular sample(s) tested and to the specific tests carried out which is available on request for validation and information confirmed at our website.

Maximum location: X=-50.00, Y=-63.00

SAR Peak: 0.14 W/kg

SAR 10g (W/Kg)	0.038530
SAR 1g (W/Kg)	0.070090

Z (mm)	0.00	4.00	9.00	14.00	19.00	24.00	29.00
SAR (W/Kg)	0.1322	0.0735	0.0293	0.0239	0.0107	0.0048	0.0122



**NOTE:** This document is issued by MORLAB, the test report shall not be reproduced except in full without prior written permission of the company. The test results apply only to the particular sample(s) tested and to the specific tests carried out which is available on request for validation and information confirmed at our website.



## MEASUREMENT 5

Type: Phone measurement (Complete)

Area scan resolution: dx=15mm,dy=15mm

Zoom scan resolution: dx=5mm, dy=5mm, dz=5mm

Date of measurement: 2018.06.23

Measurement duration: 16 minutes 29 seconds

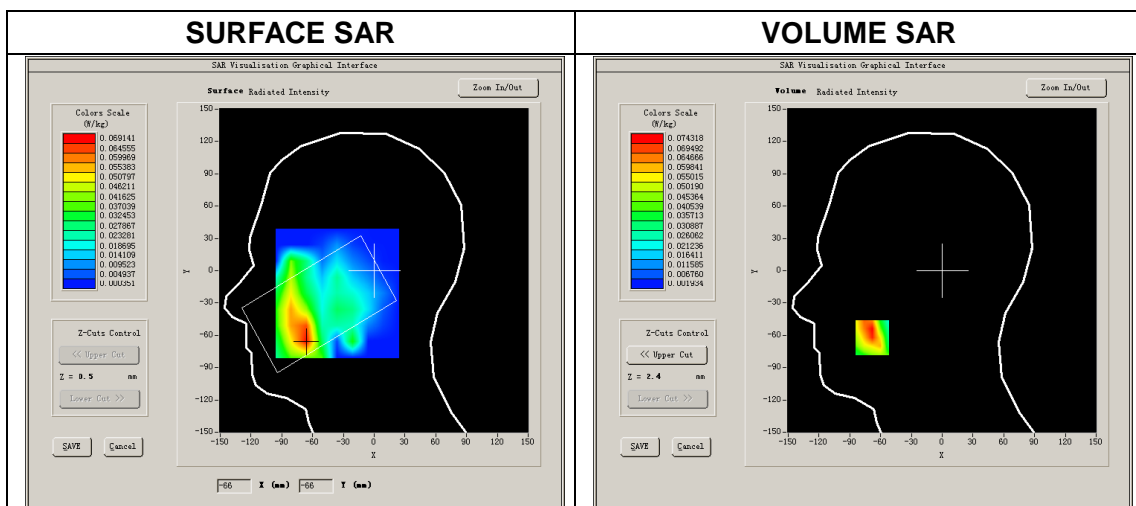
### A. Experimental conditions.

<u>Phantom File</u>	surf_sam_plan.txt
<u>Phantom</u>	Right head
<u>Device Position</u>	Cheek
<u>Band</u>	Band5_WCDMA850
<u>Channels</u>	Low
<u>Signal</u>	RMC

### B. SAR Measurement Results

Lower Band SAR (Channel 4132):

<b>Frequency (MHz)</b>	826.400000
<b>Relative permittivity (real part)</b>	41.184183
<b>Conductivity (S/m)</b>	0.891544
<b>Power drift (%)</b>	1.120000
<b>Ambient Temperature:</b>	22.6°C
<b>Liquid Temperature:</b>	21.2°C
<b>ConvF:</b>	6.13
<b>Duty Cycle:</b>	1:1



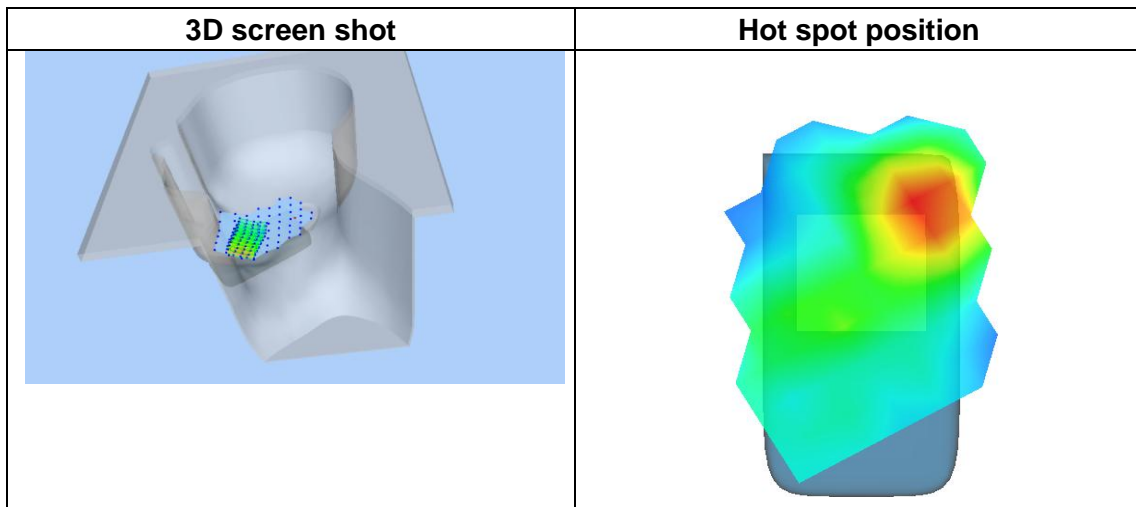
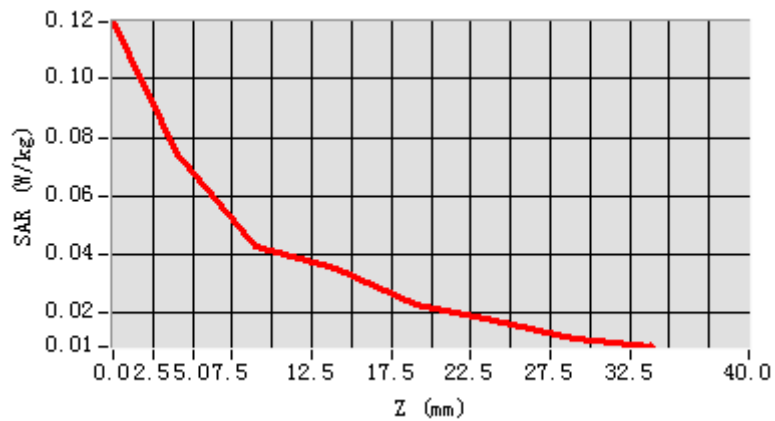
**NOTE:** This document is issued by MORLAB, the test report shall not be reproduced except in full without prior written permission of the company. The test results apply only to the particular sample(s) tested and to the specific tests carried out which is available on request for validation and information confirmed at our website.

Maximum location: X=-68.00, Y=-62.00

SAR Peak: 0.12 W/kg

SAR 10g (W/Kg)	0.044245
SAR 1g (W/Kg)	0.072288

Z (mm)	0.00	4.00	9.00	14.00	19.00	24.00	29.00
SAR (W/Kg)	0.1192	0.0743	0.0432	0.0353	0.0232	0.0175	0.0114



**NOTE:** This document is issued by MORLAB, the test report shall not be reproduced except in full without prior written permission of the company. The test results apply only to the particular sample(s) tested and to the specific tests carried out which is available on request for validation and information confirmed at our website.

## MEASUREMENT 6

Type: Phone measurement (Complete)

Area scan resolution: dx=15mm,dy=15mm

Zoom scan resolution: dx=5mm, dy=5mm, dz=5mm

Date of measurement: 2018.06.19

Measurement duration: 16 minutes 44 seconds

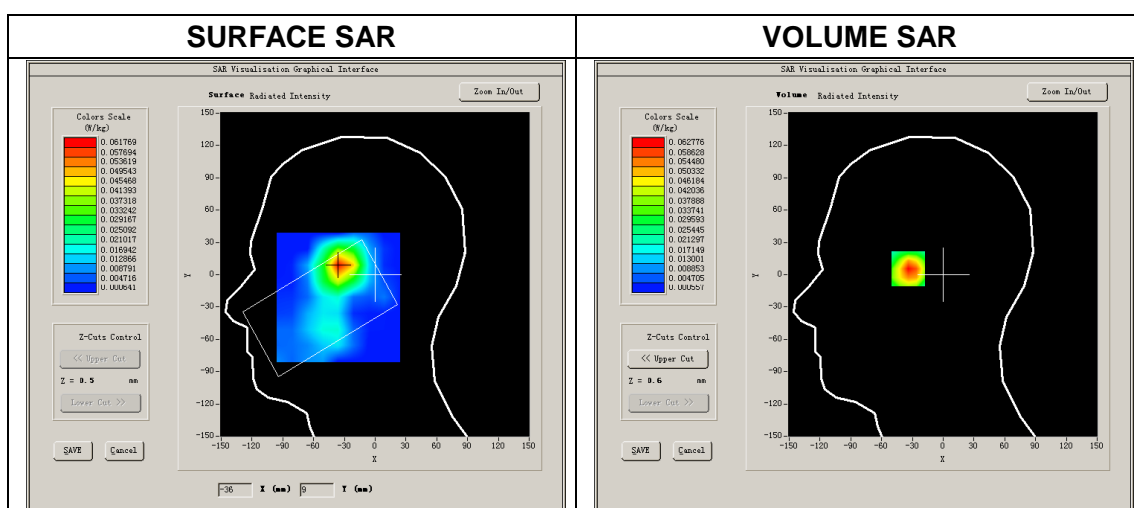
### A. Experimental conditions.

<u>Phantom File</u>	surf_sam_plan.txt
<u>Phantom</u>	Left head
<u>Device Position</u>	Tilt
<u>Band</u>	LTE band 2
<u>Channels</u>	Middle
<u>Signal</u>	LTE

### B. SAR Measurement Results

Middle Band SAR (Channel 18900):

<b>Frequency (MHz)</b>	1879.500000
<b>Relative permittivity (real part)</b>	40.095041
<b>Conductivity (S/m)</b>	1.371571
<b>Power drift (%)</b>	0.380000
<b>Ambient Temperature:</b>	22.3°C
<b>Liquid Temperature:</b>	22.6°C
<b>ConvF:</b>	5.21
<b>Duty Cycle:</b>	1:1



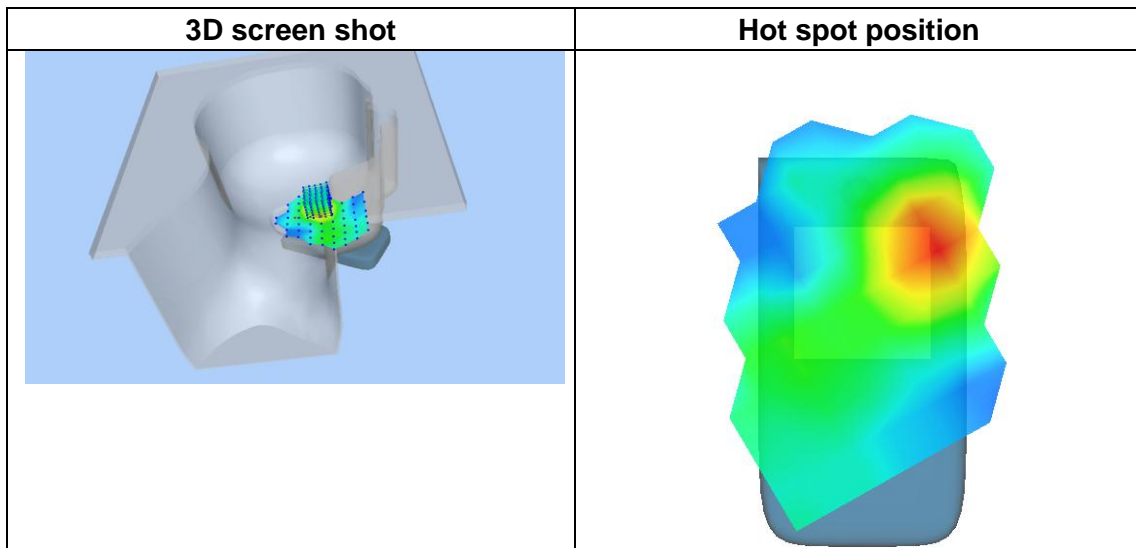
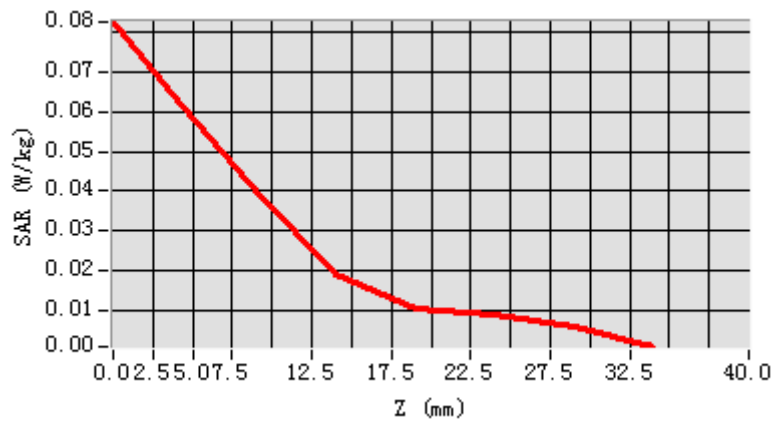
**NOTE:** This document is issued by MORLAB, the test report shall not be reproduced except in full without prior written permission of the company. The test results apply only to the particular sample(s) tested and to the specific tests carried out which is available on request for validation and information confirmed at our website.

Maximum location: X=-34.00, Y=9.00

SAR Peak: 0.09 W/kg

SAR 10g (W/Kg)	0.031103
SAR 1g (W/Kg)	0.056543

Z (mm)	0.00	4.00	9.00	14.00	19.00	24.00	29.00
SAR (W/Kg)	0.0825	0.0628	0.0402	0.0189	0.0105	0.0092	0.0060



**NOTE:** This document is issued by MORLAB, the test report shall not be reproduced except in full without prior written permission of the company. The test results apply only to the particular sample(s) tested and to the specific tests carried out which is available on request for validation and information confirmed at our website.

## MEASUREMENT 7

Type: Phone measurement (Complete)

Area scan resolution: dx=15mm,dy=15mm

Zoom scan resolution: dx=5mm, dy=5mm, dz=5mm

Date of measurement: 2018.06.19

Measurement duration: 17 minutes 44 seconds

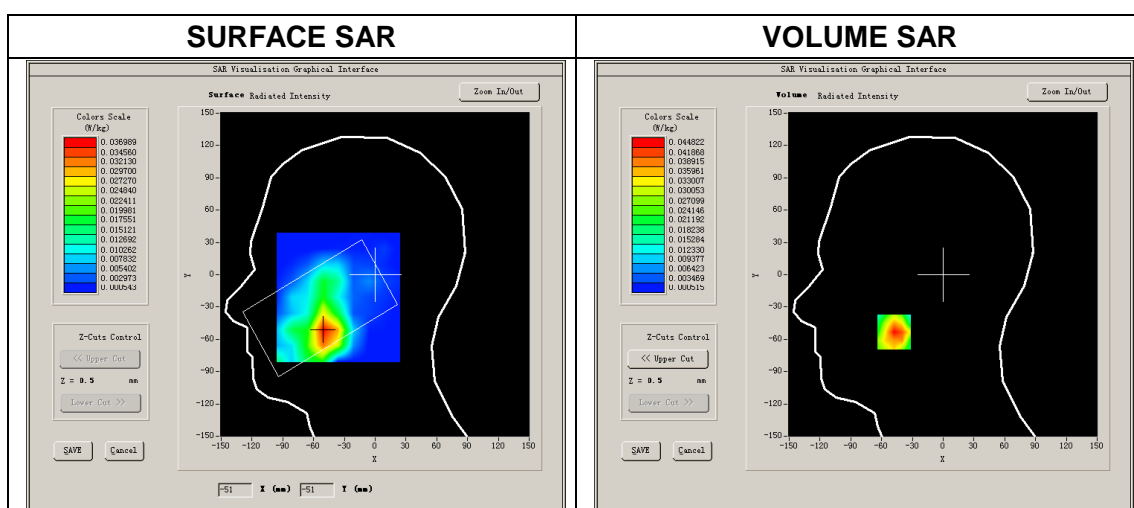
### A. Experimental conditions.

<u>Phantom File</u>	surf_sam_plan.txt
<u>Phantom</u>	Left head
<u>Device Position</u>	Cheek
<u>Band</u>	LTE band 4
<u>Channels</u>	High
<u>Signal</u>	LTE

### B. SAR Measurement Results

Higher Band SAR (Channel 20300):

<b>Frequency (MHz)</b>	1744.500000
<b>Relative permittivity (real part)</b>	40.101026
<b>Conductivity (S/m)</b>	1.356578
<b>Power drift (%)</b>	0.380000
<b>Ambient Temperature:</b>	22.3°C
<b>Liquid Temperature:</b>	22.6°C
<b>ConvF:</b>	5.21
<b>Duty Cycle:</b>	1:1



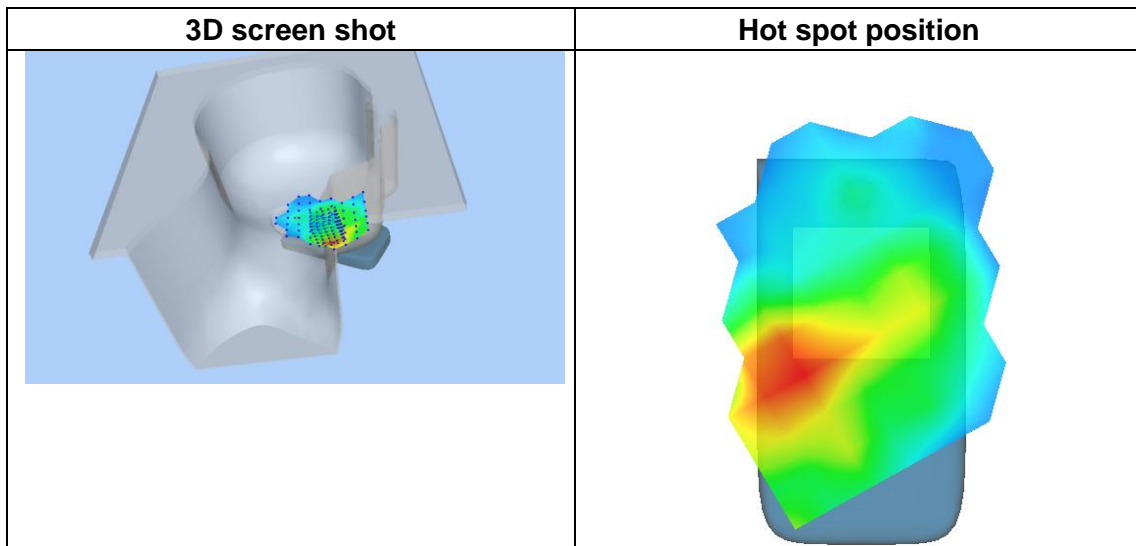
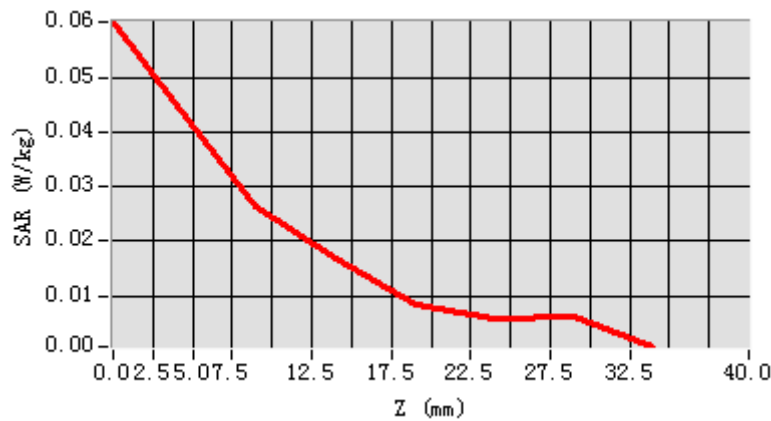
**NOTE:** This document is issued by MORLAB, the test report shall not be reproduced except in full without prior written permission of the company. The test results apply only to the particular sample(s) tested and to the specific tests carried out which is available on request for validation and information confirmed at our website.

Maximum location: X=-48.00, Y=-53.00

SAR Peak: 0.07 W/kg

SAR 10g (W/Kg)	0.022920
SAR 1g (W/Kg)	0.042785

Z (mm)	0.00	4.00	9.00	14.00	19.00	24.00	29.00
SAR (W/Kg)	0.0602	0.0448	0.0264	0.0168	0.0082	0.0057	0.0062



**NOTE:** This document is issued by MORLAB, the test report shall not be reproduced except in full without prior written permission of the company. The test results apply only to the particular sample(s) tested and to the specific tests carried out which is available on request for validation and information confirmed at our website.

## MEASUREMENT 8

Type: Phone measurement (Complete)

Area scan resolution: dx=12mm,dy=12mm

Zoom scan resolution: dx=5mm, dy=5mm, dz=5mm

Date of measurement: 2018.06.21

Measurement duration: 20 minutes 50 seconds

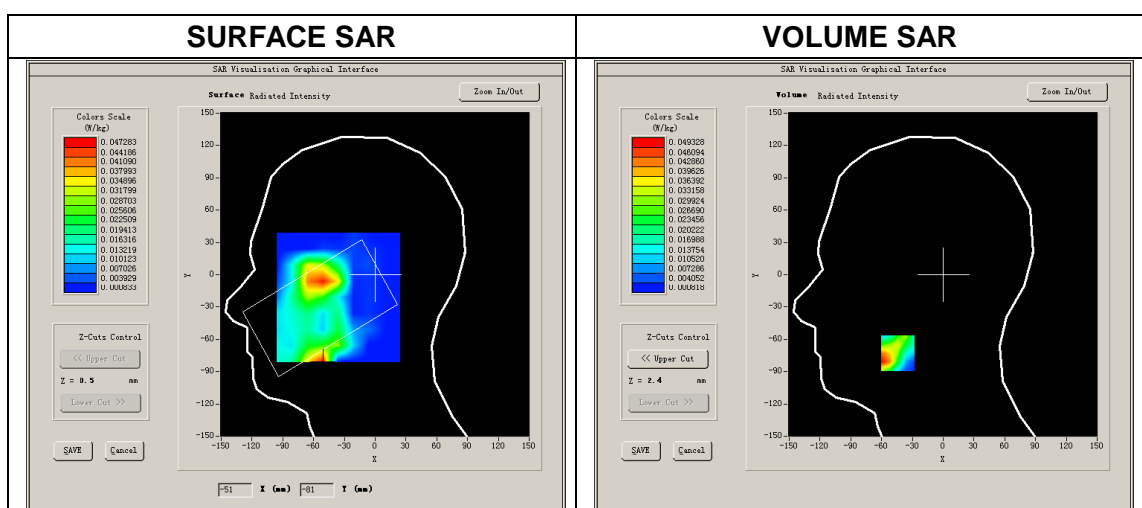
### A. Experimental conditions.

<u>Phantom File</u>	<u>surf_sam_plan.txt</u>
<u>Phantom</u>	<u>Left head</u>
<u>Device Position</u>	<u>Cheek</u>
<u>Band</u>	<u>LTE band 7</u>
<u>Channels</u>	<u>High</u>
<u>Signal</u>	<u>LTE</u>

### B. SAR Measurement Results

Higher Band SAR (Channel 21350):

<b>Frequency (MHz)</b>	2560.000000
<b>Relative permittivity (real part)</b>	39.112545
<b>Conductivity (S/m)</b>	1.968184
<b>Power Drift (%)</b>	1.020000
<b>Ambient Temperature:</b>	22.0°C
<b>Liquid Temperature:</b>	21.8°C
<b>ConvF:</b>	4.74
<b>Duty Cycle:</b>	1:1



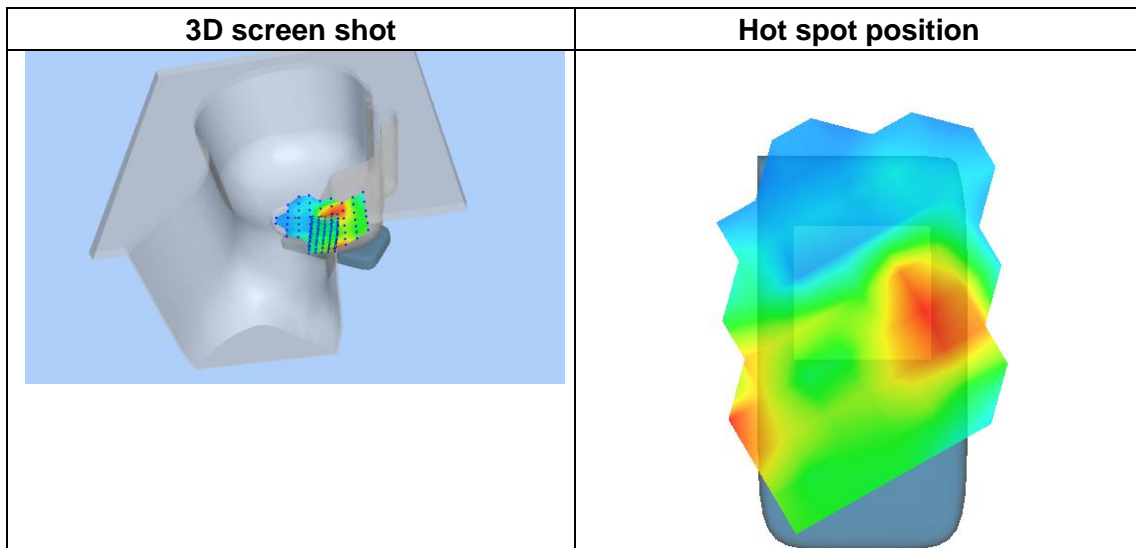
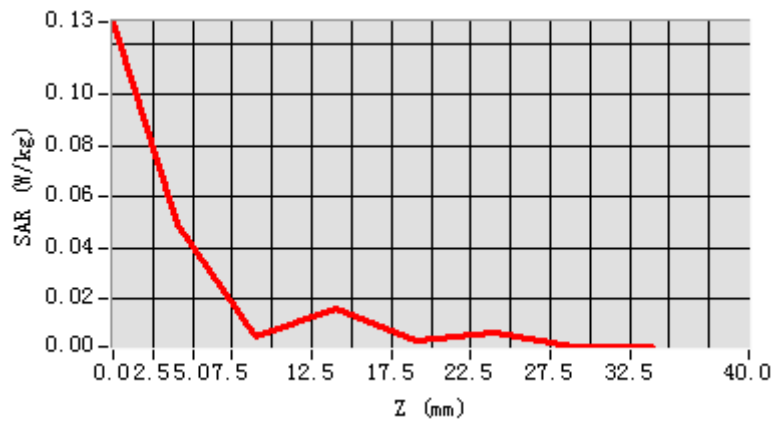
**NOTE:** This document is issued by MORLAB, the test report shall not be reproduced except in full without prior written permission of the company. The test results apply only to the particular sample(s) tested and to the specific tests carried out which is available on request for validation and information confirmed at our website.

Maximum location: X=-36.00, Y=-73.00

SAR Peak: 0.07 W/kg

SAR 10g (W/Kg)	0.019927
SAR 1g (W/Kg)	0.043826

Z (mm)	0.00	4.00	9.00	14.00	19.00	24.00	29.00
SAR (W/Kg)	0.1288	0.0493	0.0050	0.0161	0.0035	0.0064	0.0010



**NOTE:** This document is issued by MORLAB, the test report shall not be reproduced except in full without prior written permission of the company. The test results apply only to the particular sample(s) tested and to the specific tests carried out which is available on request for validation and information confirmed at our website.



## MEASUREMENT 9

Type: Phone measurement (Complete)

Area scan resolution: dx=15mm,dy=15mm

Zoom scan resolution: dx=5mm, dy=5mm, dz=5mm

Date of measurement: 2018.06.23

Measurement duration: 15 minutes 31 seconds

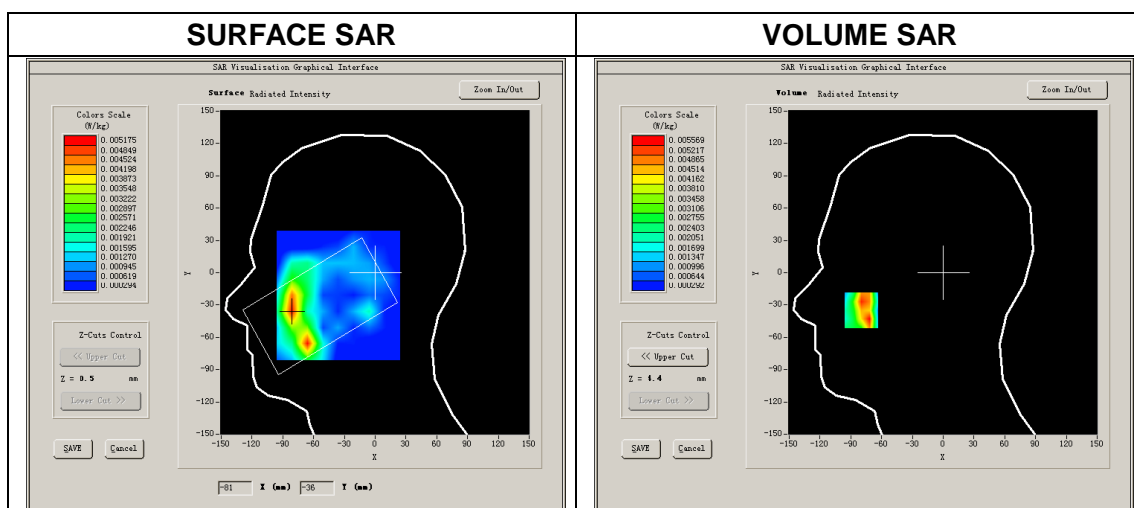
### A. Experimental conditions.

<b><u>Phantom File</u></b>	<u>surf_sam_plan.txt</u>
<b><u>Phantom</u></b>	<u>Left head</u>
<b><u>Device Position</u></b>	<u>Cheek</u>
<b><u>Band</u></b>	<u>LTE band 12</u>
<b><u>Channels</u></b>	<u>Middle</u>
<b><u>Signal</u></b>	<u>LTE</u>

### B. SAR Measurement Results

Middle Band SAR (Channel 23095):

<b>Frequency (MHz)</b>	707.500000
<b>Relative permittivity (real part)</b>	41.351708
<b>Conductivity (S/m)</b>	0.875412
<b>Power drift (%)</b>	1.020000
<b>Ambient Temperature:</b>	22.6°C
<b>Liquid Temperature:</b>	21.2°C
<b>ConvF:</b>	6.44
<b>Duty Cycle:</b>	1:1



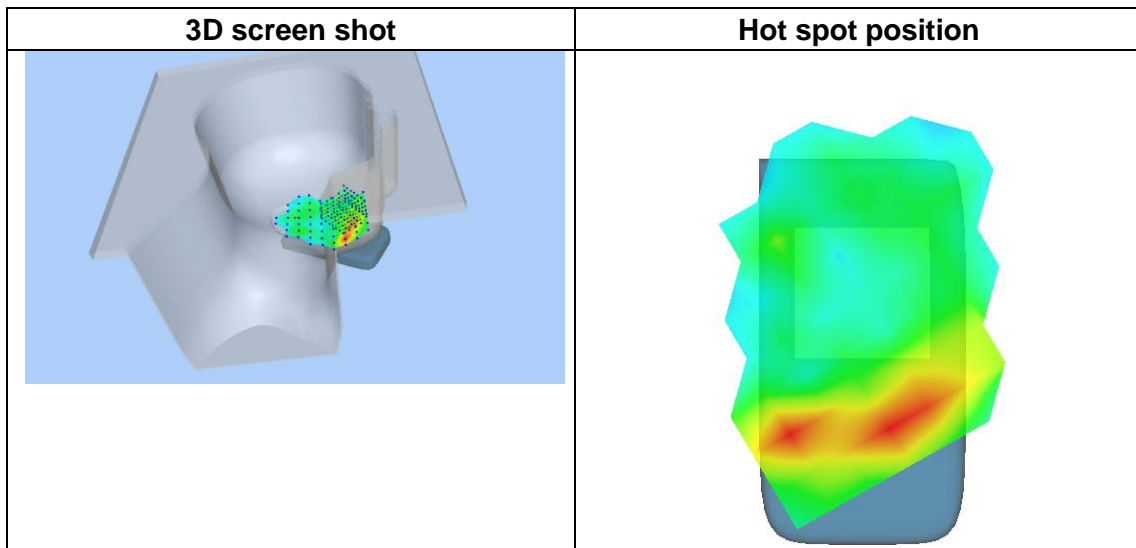
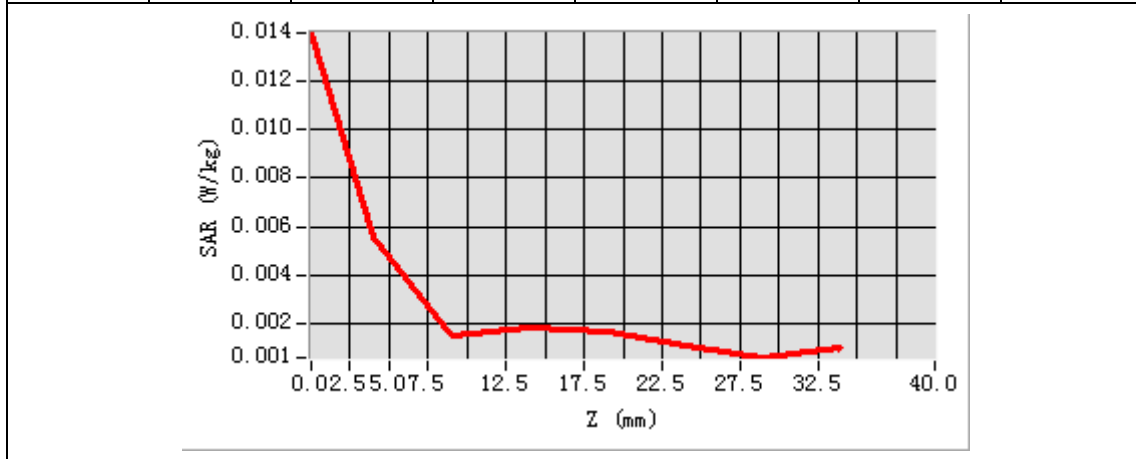
**NOTE:** This document is issued by MORLAB, the test report shall not be reproduced except in full without prior written permission of the company. The test results apply only to the particular sample(s) tested and to the specific tests carried out which is available on request for validation and information confirmed at our website.

Maximum location: X=-80.00, Y=-35.00

SAR Peak: 0.01 W/kg

SAR 10g (W/Kg)	0.013208
SAR 1g (W/Kg)	0.022447

Z (mm)	0.00	4.00	9.00	14.00	19.00	24.00	29.00
SAR (W/Kg)	0.0139	0.0056	0.0016	0.0019	0.0017	0.0011	0.0006



**NOTE:** This document is issued by MORLAB, the test report shall not be reproduced except in full without prior written permission of the company. The test results apply only to the particular sample(s) tested and to the specific tests carried out which is available on request for validation and information confirmed at our website.

## MEASUREMENT 10

Type: Phone measurement (Complete)

Area scan resolution: dx=15mm,dy=15mm

Zoom scan resolution: dx=5mm, dy=5mm, dz=5mm

Date of measurement: 2018.06.23

Measurement duration: 15 minutes 22 seconds

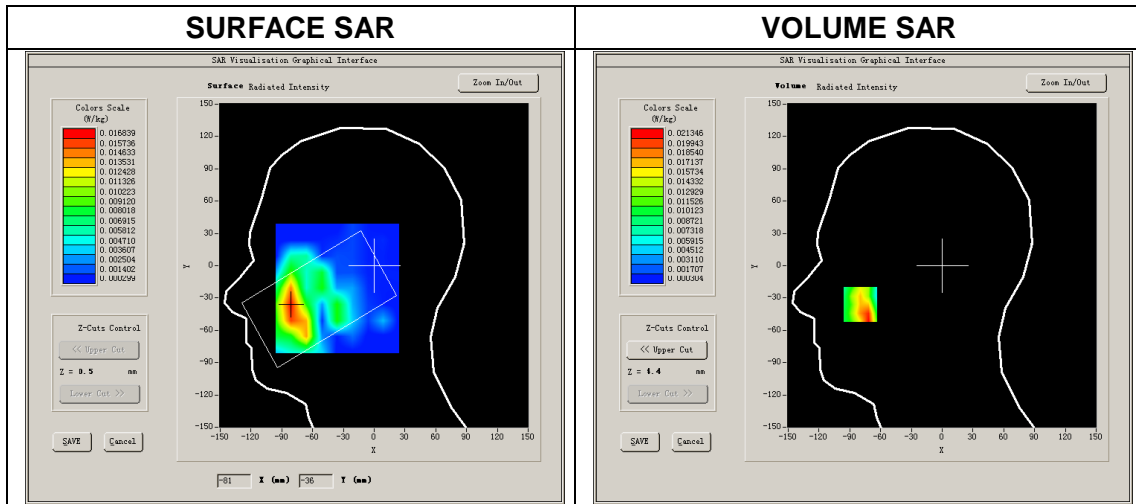
### A. Experimental conditions.

<u>Phantom File</u>	surf_sam_plan.txt
<u>Phantom</u>	Right head
<u>Device Position</u>	Cheek
<u>Band</u>	LTE band 17
<u>Channels</u>	Middle
<u>Signal</u>	LTE

### B. SAR Measurement Results

Middle Band SAR (Channel 23780):

<b>Frequency (MHz)</b>	709.000000
<b>Relative permittivity (real part)</b>	41.350702
<b>Conductivity (S/m)</b>	0.876415
<b>Power drift (%)</b>	1.020000
<b>Ambient Temperature:</b>	22.6°C
<b>Liquid Temperature:</b>	21.2°C
<b>ConvF:</b>	6.44
<b>Duty Cycle:</b>	1:1



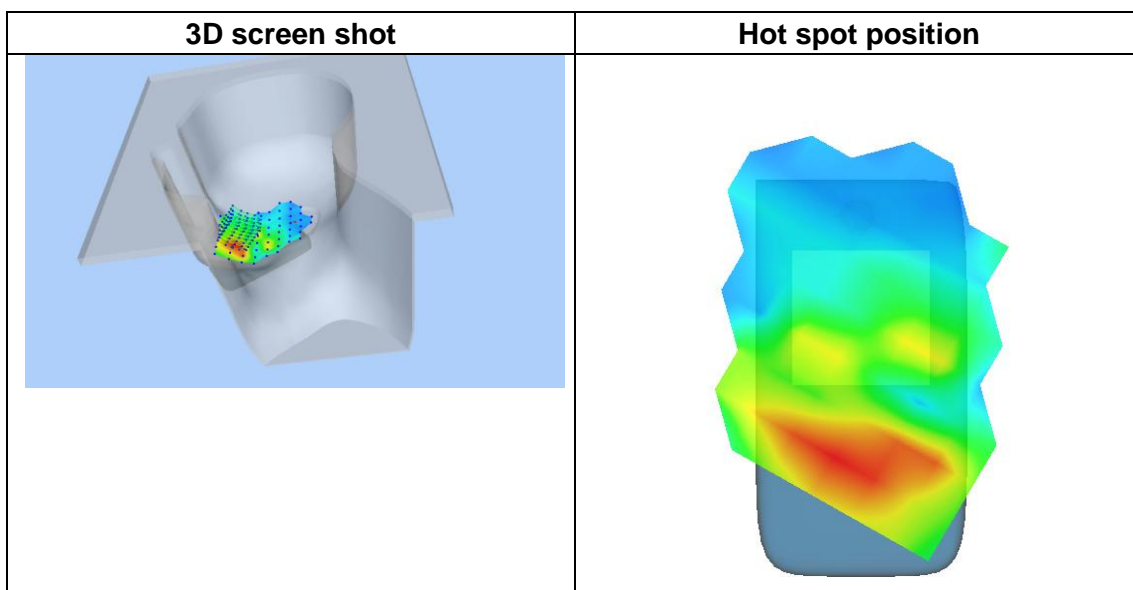
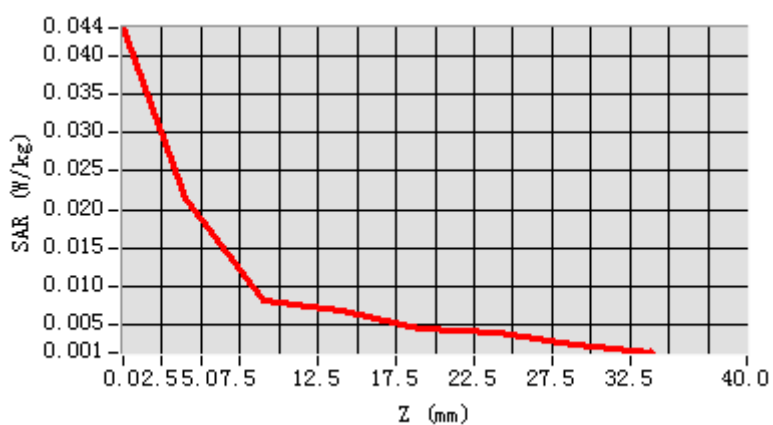
**NOTE:** This document is issued by MORLAB, the test report shall not be reproduced except in full without prior written permission of the company. The test results apply only to the particular sample(s) tested and to the specific tests carried out which is available on request for validation and information confirmed at our website.

Maximum location: X=-80.00, Y=-36.00

SAR Peak: 0.03 W/kg

SAR 10g (W/Kg)	0.011273
SAR 1g (W/Kg)	0.019135

Z (mm)	0.00	4.00	9.00	14.00	19.00	24.00	29.00
SAR (W/Kg)	0.0436	0.0213	0.0081	0.0070	0.0045	0.0040	0.0024



**NOTE:** This document is issued by MORLAB, the test report shall not be reproduced except in full without prior written permission of the company. The test results apply only to the particular sample(s) tested and to the specific tests carried out which is available on request for validation and information confirmed at our website.

## MEASUREMENT 11

Type: Phone measurement (Complete)

Area scan resolution: dx=12mm,dy=12mm

Zoom scan resolution: dx=5mm, dy=5mm, dz=5mm

Date of measurement: 2018.06.21

Measurement duration: 21 minutes 12 seconds

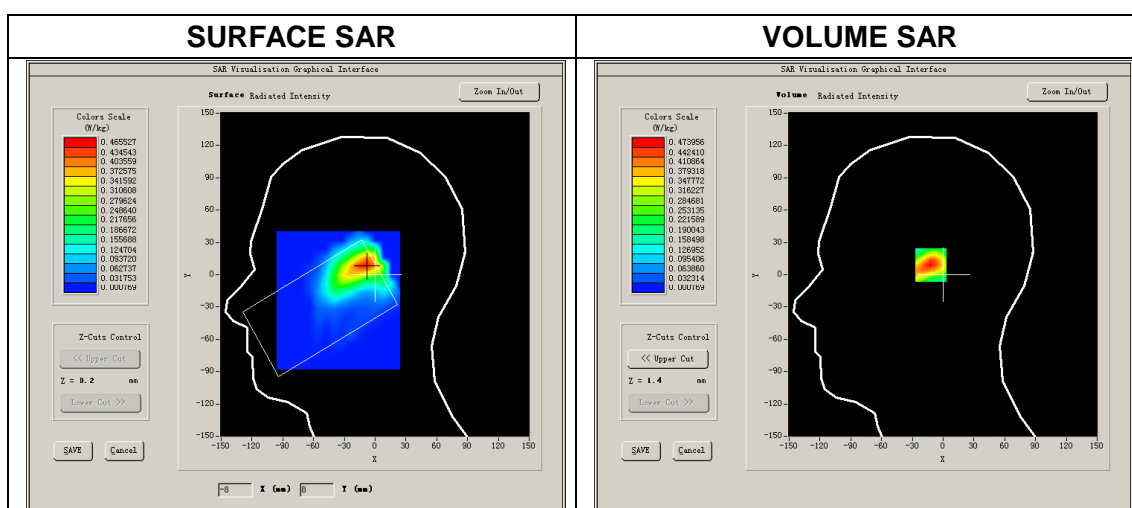
### A. Experimental conditions.

<b><u>Phantom File</u></b>	<u>surf_sam_plan.txt</u>
<b><u>Phantom</u></b>	<u>Left head</u>
<b><u>Device Position</u></b>	<u>Cheek</u>
<b><u>Band</u></b>	<u>IEEE 802.11b ISM</u>
<b><u>Channels</u></b>	<u>Middle</u>
<b><u>Signal</u></b>	<u>DSSS</u>

### B. SAR Measurement Results

Middle Band SAR (Channel 6):

<b>Frequency (MHz)</b>	2437.000000
<b>Relative permittivity (real part)</b>	39.301457
<b>Conductivity (S/m)</b>	1.825851
<b>Power Drift (%)</b>	1.150000
<b>Ambient Temperature:</b>	22.0°C
<b>Liquid Temperature:</b>	21.8°C
<b>ConvF:</b>	4.82
<b>Duty Cycle:</b>	1:1



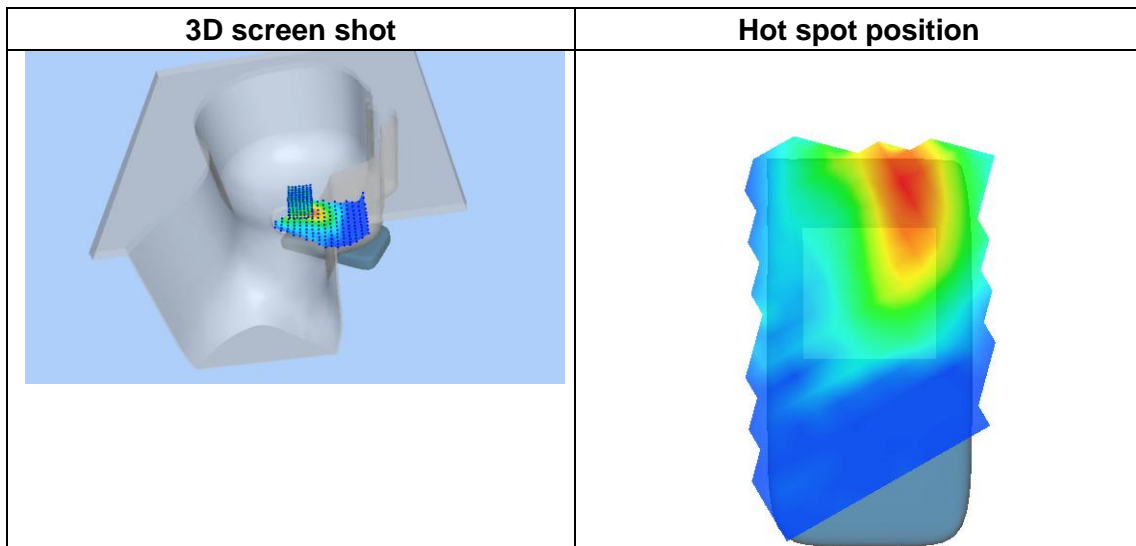
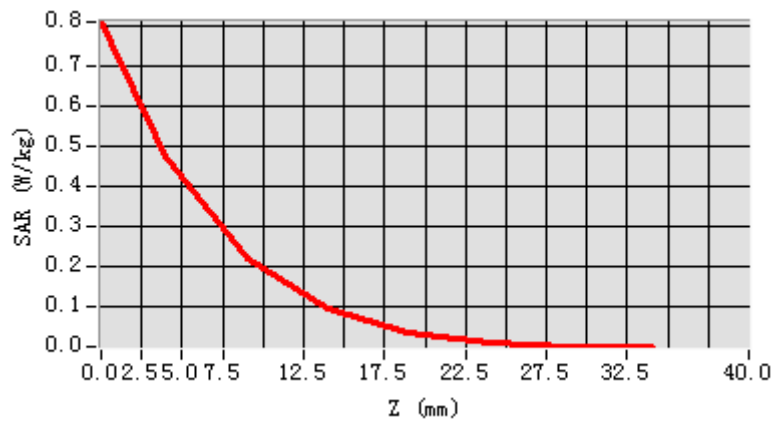
**NOTE:** This document is issued by MORLAB, the test report shall not be reproduced except in full without prior written permission of the company. The test results apply only to the particular sample(s) tested and to the specific tests carried out which is available on request for validation and information confirmed at our website.

Maximum location: X=-9.00, Y=9.00

SAR Peak: 0.81 W/kg

SAR 10g (W/Kg)	0.207670
SAR 1g (W/Kg)	0.435913

Z (mm)	0.00	4.00	9.00	14.00	19.00	24.00	29.00
SAR (W/Kg)	0.8094	0.4740	0.2199	0.0971	0.0338	0.0116	0.0024



**NOTE:** This document is issued by MORLAB, the test report shall not be reproduced except in full without prior written permission of the company. The test results apply only to the particular sample(s) tested and to the specific tests carried out which is available on request for validation and information confirmed at our website.

## MEASUREMENT 12

Type: Phone measurement (Complete)

Area scan resolution: dx=10mm,dy=10mm

Zoom scan resolution: dx=4mm, dy=4mm, dz=2mm

Date of measurement: 2018.06.22

Measurement duration: 28 minutes 5 seconds

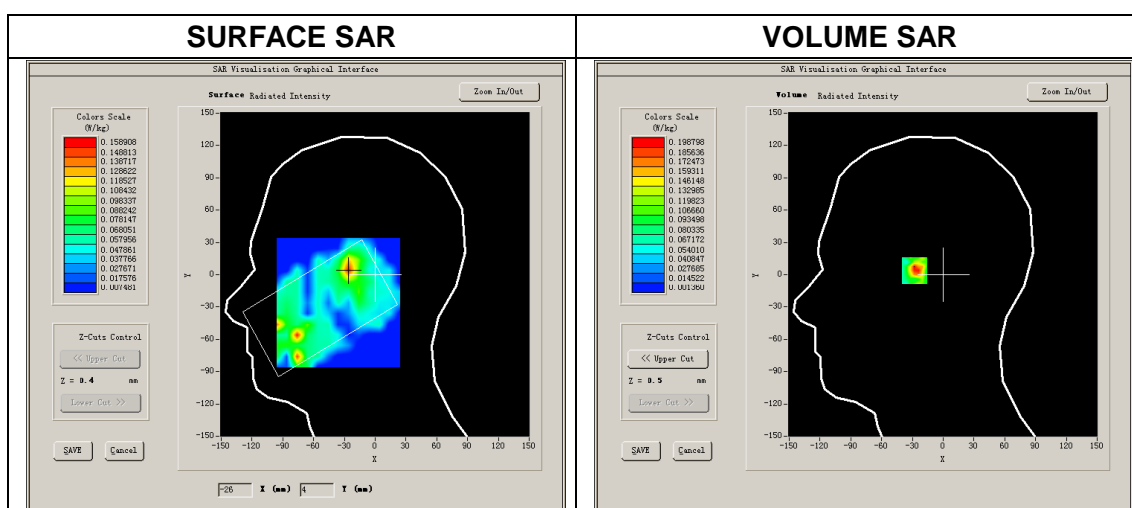
### A. Experimental conditions.

<u>Phantom File</u>	surf_sam_plan.txt
<u>Phantom</u>	Left head
<u>Device Position</u>	Cheek
<u>Band</u>	IEEE 802.11a U-NII
<u>Channels</u>	Middle
<u>Signal</u>	OFMD

### B. SAR Measurement Results

Middle Band SAR (Channel 60):

<b>Frequency (MHz)</b>	5300.000000
<b>Relative permittivity (real part)</b>	36.126012
<b>Conductivity (S/m)</b>	4.685265
<b>Power Drift (%)</b>	1.270000
<b>Ambient Temperature:</b>	22.9°C
<b>Liquid Temperature:</b>	22.1°C
<b>ConvF:</b>	21.61
<b>Duty Cycle:</b>	1:1



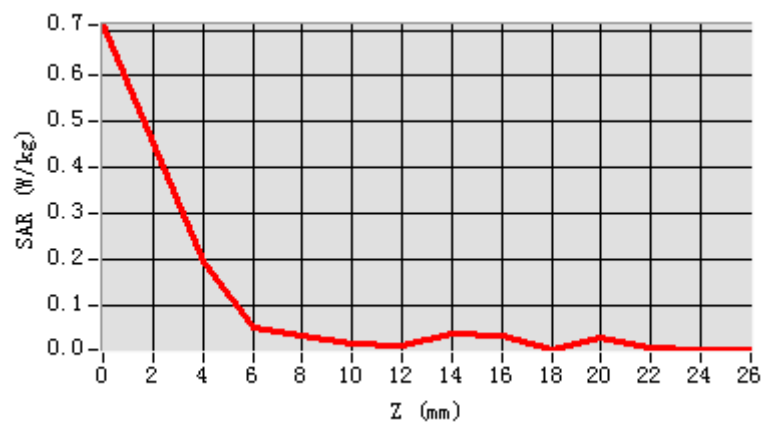
**NOTE:** This document is issued by MORLAB, the test report shall not be reproduced except in full without prior written permission of the company. The test results apply only to the particular sample(s) tested and to the specific tests carried out which is available on request for validation and information confirmed at our website.

Maximum location: X=-26.00, Y=5.00

SAR Peak: 0.64 W/kg

SAR 10g (W/Kg)	0.071672
SAR 1g (W/Kg)	0.180835

Z (m m)	0.00	4.00	6.00	8.00	10.0	12.0	14.0	16.0	18.0	20.0	22.0	24.0
SA R (W/ Kg)	0.7109	0.1988	0.0535	0.0371	0.0180	0.0157	0.0411	0.0341	0.0070	0.0321	0.0093	0.0052



3D screen shot	Hot spot position

**NOTE:** This document is issued by MORLAB, the test report shall not be reproduced except in full without prior written permission of the company. The test results apply only to the particular sample(s) tested and to the specific tests carried out which is available on request for validation and information confirmed at our website.



## MEASUREMENT 13

Type: Phone measurement (Complete)

Area scan resolution: dx=10mm,dy=10mm

Zoom scan resolution: dx=4mm, dy=4mm, dz=2mm

Date of measurement: 2018.06.22

Measurement duration: 27 minutes 35 seconds

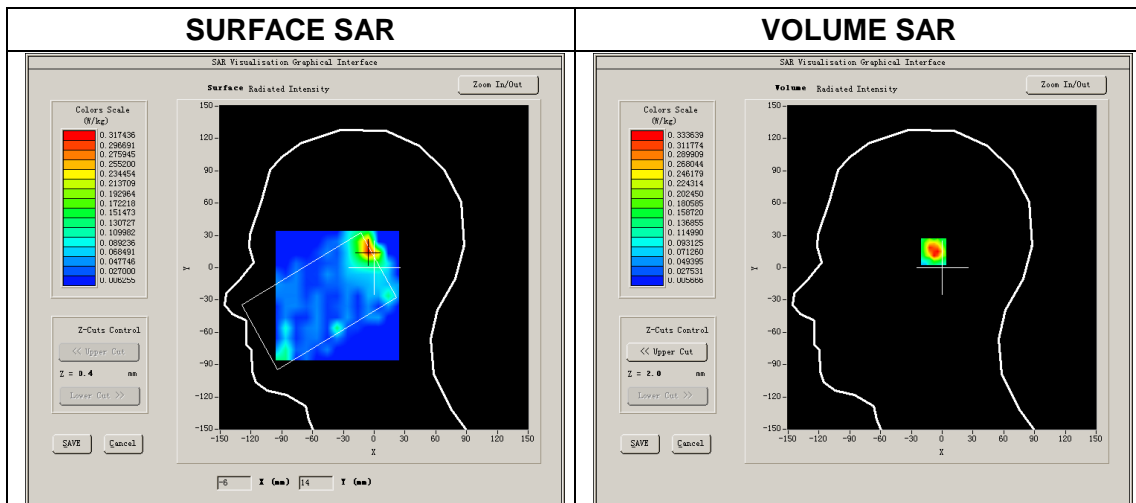
### A. Experimental conditions.

<b><u>Phantom File</u></b>	<u>surf_sam_plan.txt</u>
<b><u>Phantom</u></b>	<u>Left head</u>
<b><u>Device Position</u></b>	<u>Tilt</u>
<b><u>Band</u></b>	<u>IEEE 802.11a U-NII</u>
<b><u>Channels</u></b>	<u>Middle</u>
<b><u>Signal</u></b>	<u>OFMD</u>

### B. SAR Measurement Results

Middle Band SAR (Channel 140):

<b>Frequency (MHz)</b>	5700.000000
<b>Relative permittivity (real part)</b>	35.557142
<b>Conductivity (S/m)</b>	5.132258
<b>Power Drift (%)</b>	1.150000
<b>Ambient Temperature:</b>	22.9°C
<b>Liquid Temperature:</b>	22.1°C
<b>ConvF:</b>	22.92
<b>Duty Cycle:</b>	1:1



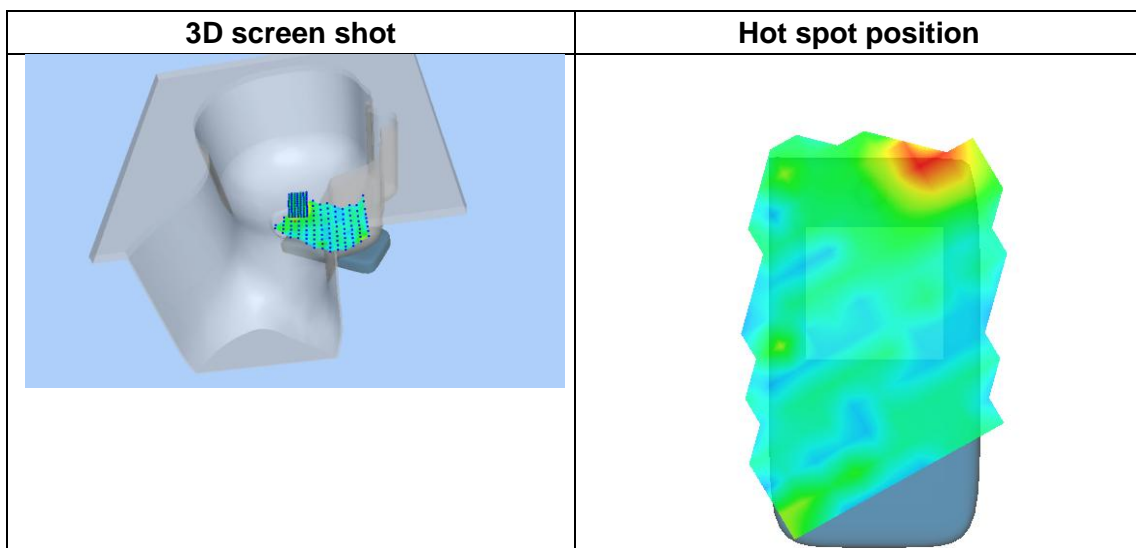
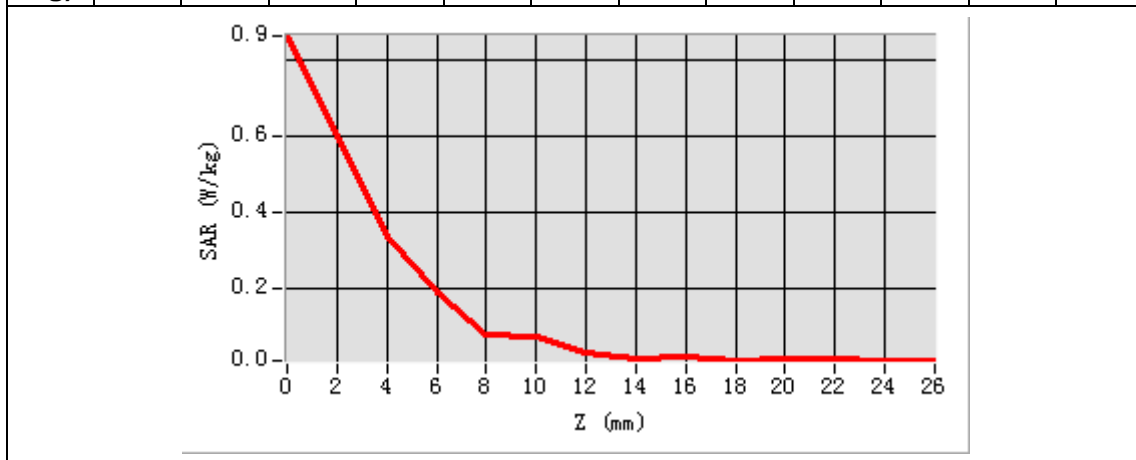
**NOTE:** This document is issued by MORLAB, the test report shall not be reproduced except in full without prior written permission of the company. The test results apply only to the particular sample(s) tested and to the specific tests carried out which is available on request for validation and information confirmed at our website.

Maximum location: X=-5.00, Y=16.00

SAR Peak: 0.93 W/kg

SAR 10g (W/Kg)	0.133945
SAR 1g (W/Kg)	0.349049

Z (m m)	0.00	4.00	6.00	8.00	10.0	12.0	14.0	16.0	18.0	20.0	22.0	24.0
SA R (W/ Kg)	0.8618	0.3336	0.1885	0.0795	0.0750	0.0303	0.0169	0.0180	0.0120	0.0159	0.0145	0.0117



**NOTE:** This document is issued by MORLAB, the test report shall not be reproduced except in full without prior written permission of the company. The test results apply only to the particular sample(s) tested and to the specific tests carried out which is available on request for validation and information confirmed at our website.

## MEASUREMENT 14

Type: Phone measurement (Complete)

Area scan resolution: dx=10mm,dy=10mm

Zoom scan resolution: dx=4mm, dy=4mm, dz=2mm

Date of measurement: 2018.06.22

Measurement duration: 27 minutes 9 seconds

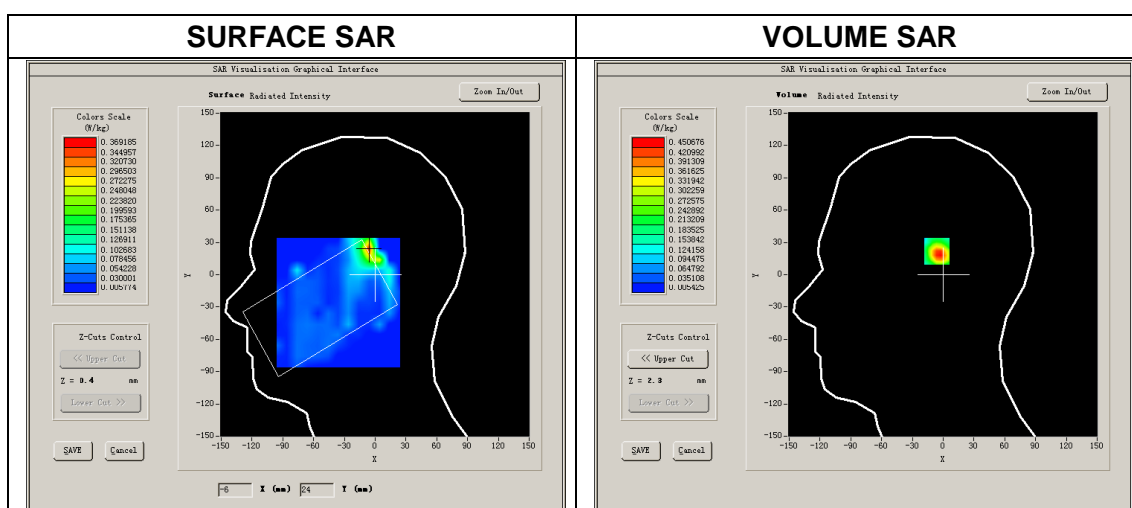
### A. Experimental conditions.

<u>Phantom File</u>	<u>surf_sam_plan.txt</u>
<u>Phantom</u>	<u>Left head</u>
<u>Device Position</u>	<u>Tilt</u>
<u>Band</u>	<u>IEEE 802.11a U-NII</u>
<u>Channels</u>	<u>Middle</u>
<u>Signal</u>	<u>OFMD</u>

### B. SAR Measurement Results

Middle Band SAR (Channel 165):

<b>Frequency (MHz)</b>	5825.000000
<b>Relative permittivity (real part)</b>	35.334145
<b>Conductivity (S/m)</b>	5.322126
<b>Power Drift (%)</b>	1.310000
<b>Ambient Temperature:</b>	22.9°C
<b>Liquid Temperature:</b>	22.1°C
<b>ConvF:</b>	22.42
<b>Duty Cycle:</b>	1:1



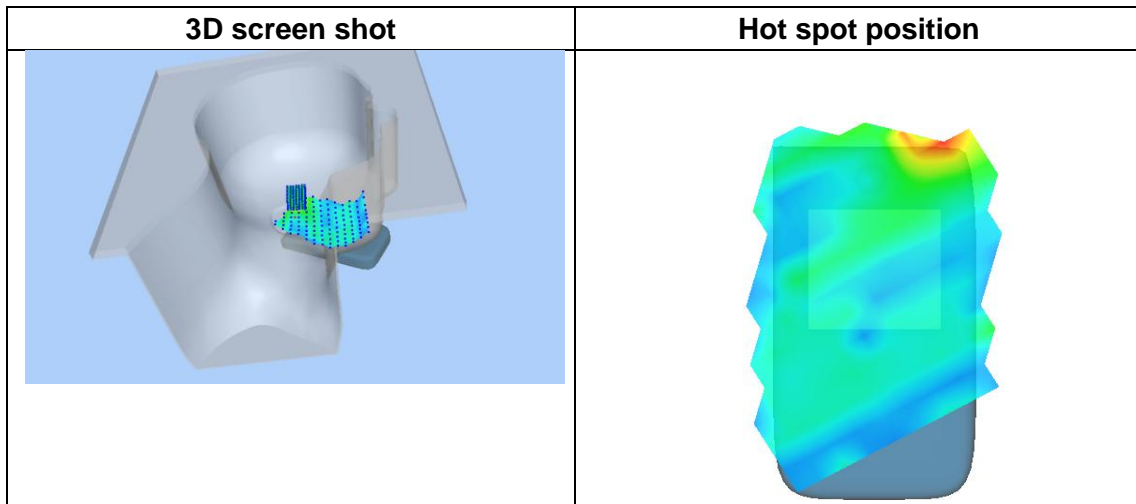
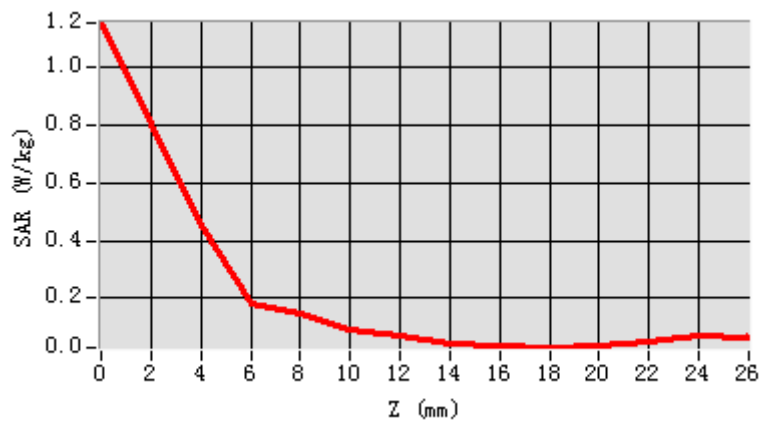
**NOTE:** This document is issued by MORLAB, the test report shall not be reproduced except in full without prior written permission of the company. The test results apply only to the particular sample(s) tested and to the specific tests carried out which is available on request for validation and information confirmed at our website.

Maximum location: X=-3.00, Y=24.00

SAR Peak: 1.07 W/kg

SAR 10g (W/Kg)	0.170821
SAR 1g (W/Kg)	0.406378

Z (m m)	0.00	4.00	6.00	8.00	10.0	12.0	14.0	16.0	18.0	20.0	22.0	24.0
SA R (W/ Kg)	1.15 56	0.45 07	0.18 20	0.14 80	0.08 92	0.06 80	0.04 15	0.03 81	0.02 81	0.03 49	0.05 02	0.07 28



**NOTE:** This document is issued by MORLAB, the test report shall not be reproduced except in full without prior written permission of the company. The test results apply only to the particular sample(s) tested and to the specific tests carried out which is available on request for validation and information confirmed at our website.

## MEASUREMENT 15

Type: Phone measurement (Complete)

Area scan resolution: dx=15mm,dy=15mm

Zoom scan resolution: dx=5mm, dy=5mm, dz=5mm

Date of measurement: 2018.06.25

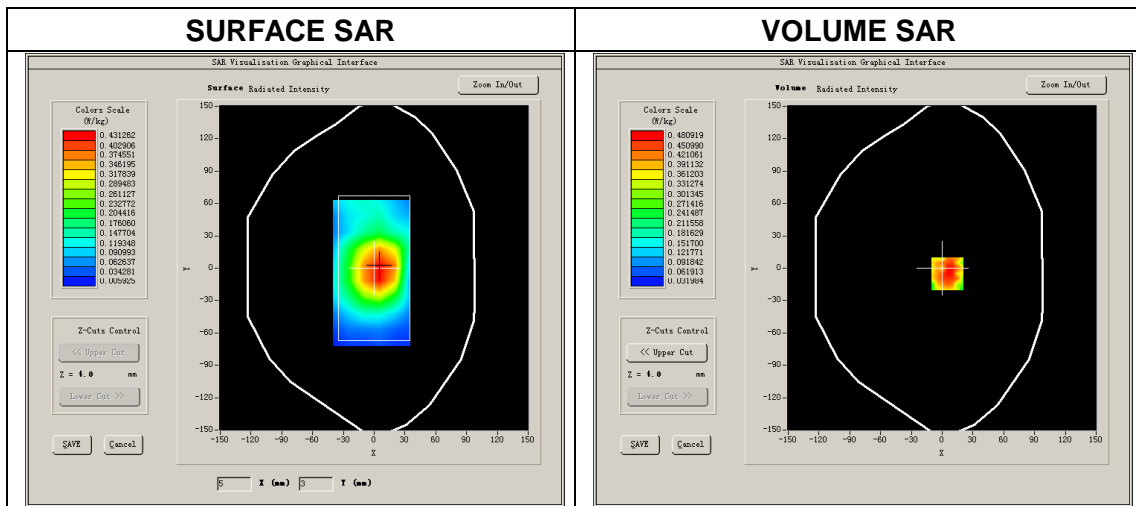
Measurement duration: 13 minutes 52 seconds

### A. Experimental conditions.

<u>Area scan</u>	<u>surf_sam_plan.txt</u>
<u>Phantom</u>	<u>Flat</u>
<u>Device Position</u>	<u>Body</u>
<u>Band</u>	<u>CUSTOM (GPRS850 4Tx)</u>
<u>Channels</u>	<u>High</u>
<u>Signal</u>	<u>GPRS</u>

### B. SAR Measurement Results

Frequency (MHz)	848.800000
Relative permittivity (real part)	55.389395
Conductivity (S/m)	0.931615
Power drift (%)	1.070000
Ambient Temperature:	22.6°C
Liquid Temperature:	21.2°C
ConvF:	6.37
Duty Cycle:	1:2.08



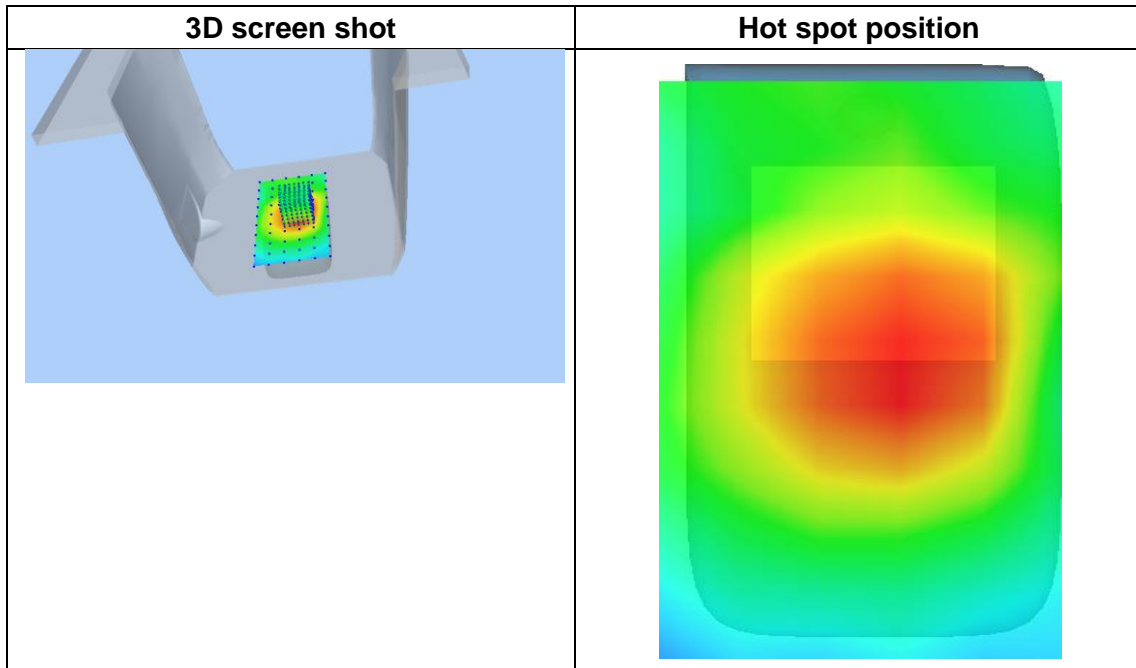
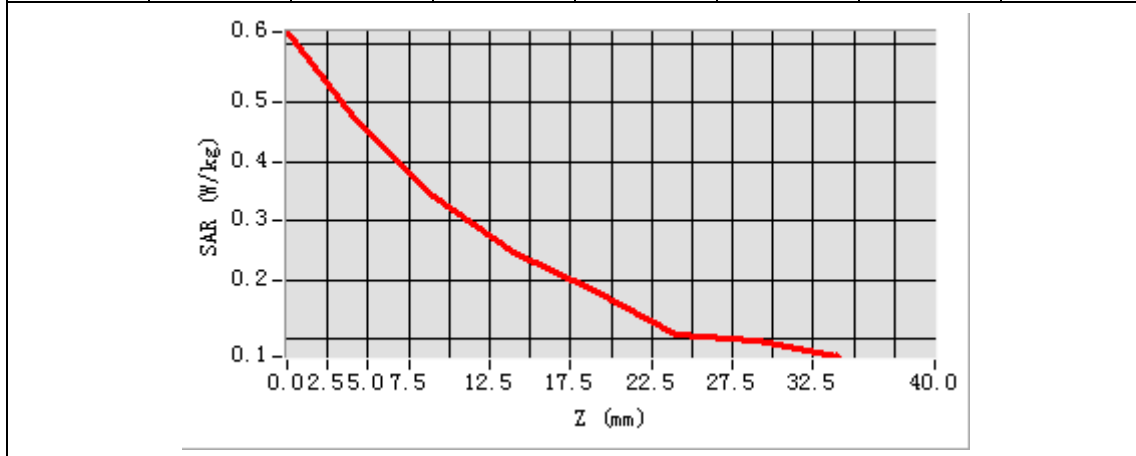
**NOTE:** This document is issued by MORLAB, the test report shall not be reproduced except in full without prior written permission of the company. The test results apply only to the particular sample(s) tested and to the specific tests carried out which is available on request for validation and information confirmed at our website.

Maximum location: X=5.00, Y=-5.00

SAR Peak: 0.80 W/kg

SAR 10g (W/Kg)	0.302000
SAR 1g (W/Kg)	0.472548

Z (mm)	0.00	4.00	9.00	14.00	19.00	24.00	29.00
SAR (W/Kg)	0.6202	0.4809	0.3419	0.2452	0.1831	0.1061	0.0975



**NOTE:** This document is issued by MORLAB, the test report shall not be reproduced except in full without prior written permission of the company. The test results apply only to the particular sample(s) tested and to the specific tests carried out which is available on request for validation and information confirmed at our website.

## MEASUREMENT 16

Type: Phone measurement (Complete)

Area scan resolution: dx=15mm,dy=15mm

Zoom scan resolution: dx=5mm, dy=5mm, dz=5mm

Date of measurement: 2018.06.24

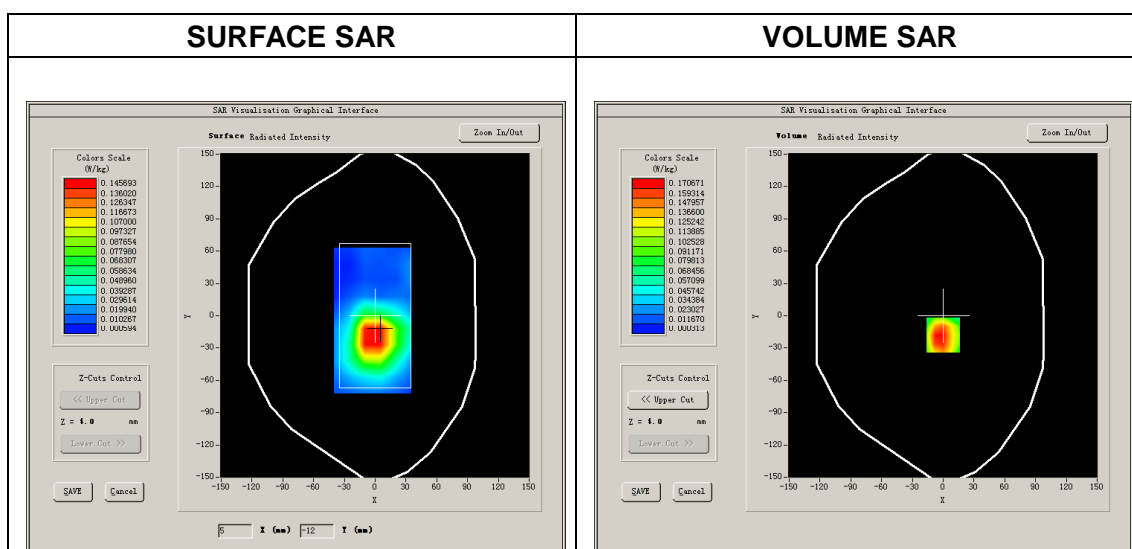
Measurement duration: 15 minutes 4 seconds

### A. Experimental conditions.

<u>Area scan</u>	<u>surf_sam_plan.txt</u>
<u>Phantom</u>	<u>Flat</u>
<u>Device Position</u>	<u>Body</u>
<u>Band</u>	<u>CUSTOM (GPRS1900 4Tx)</u>
<u>Channels</u>	<u>High</u>
<u>Signal</u>	<u>GPRS</u>

### B. SAR Measurement Results

Frequency (MHz)	1910.000000
Relative permittivity (real part)	53.297045
Conductivity (S/m)	1.504157
Power drift (%)	-1.510000
Ambient Temperature:	22.1°C
Liquid Temperature:	21.4°C
ConvF:	5.71
Duty Cycle:	1:2.08



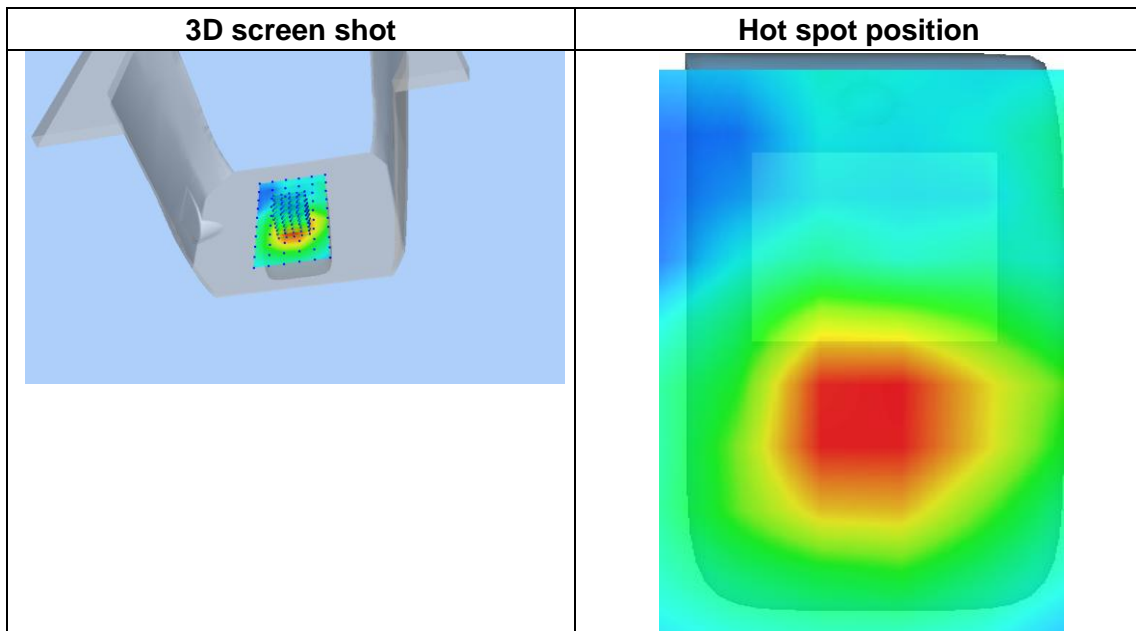
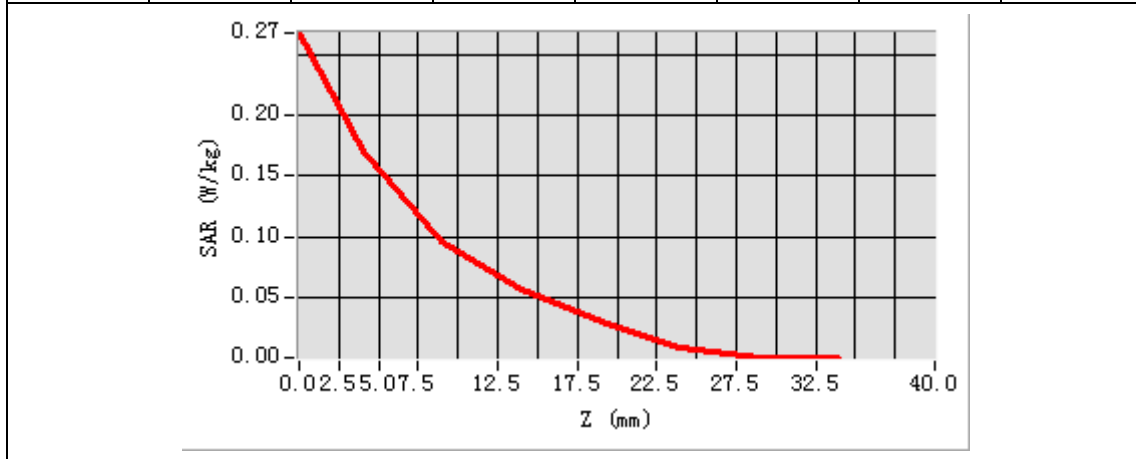
**NOTE:** This document is issued by MORLAB, the test report shall not be reproduced except in full without prior written permission of the company. The test results apply only to the particular sample(s) tested and to the specific tests carried out which is available on request for validation and information confirmed at our website.

Maximum location: X=0.00, Y=-18.00

SAR Peak: 0.30 W/kg

SAR 10g (W/Kg)	0.087280
SAR 1g (W/Kg)	0.172110

Z (mm)	0.00	4.00	9.00	14.00	19.00	24.00	29.00
SAR (W/Kg)	0.2678	0.1707	0.0954	0.0562	0.0292	0.0085	0.0003



**NOTE:** This document is issued by MORLAB, the test report shall not be reproduced except in full without prior written permission of the company. The test results apply only to the particular sample(s) tested and to the specific tests carried out which is available on request for validation and information confirmed at our website.



## MEASUREMENT 17

Type: Phone measurement (Complete)

Area scan resolution: dx=15mm,dy=15mm

Zoom scan resolution: dx=5mm, dy=5mm, dz=5mm

Date of measurement: 2018.06.24

Measurement duration: 16 minutes 9 seconds

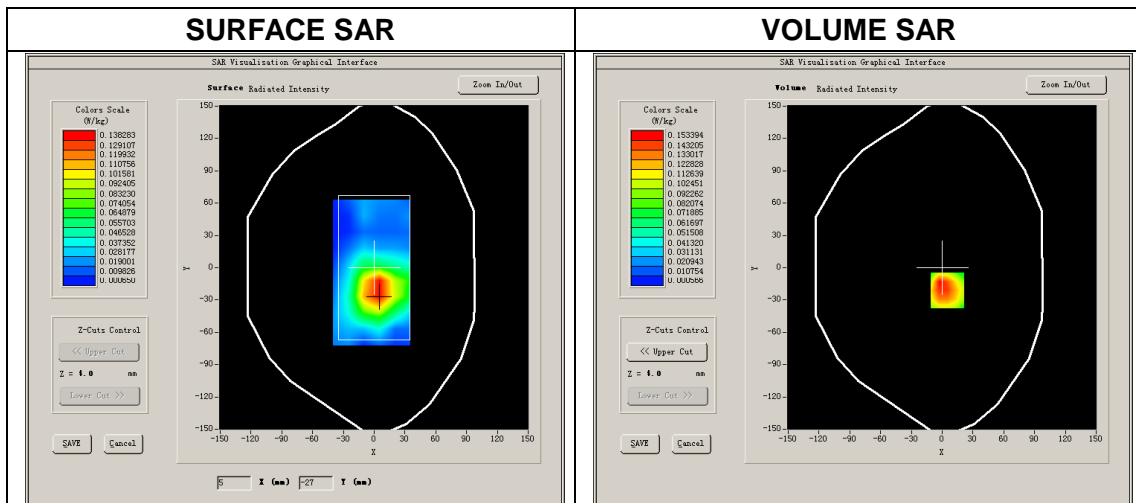
### A. Experimental conditions.

<u>Area scan</u>	<u>surf_sam_plan.txt</u>
<u>Phantom</u>	<u>Flat</u>
<u>Device Position</u>	<u>Body</u>
<u>Band</u>	<u>Band2 WCDMA1900</u>
<u>Channels</u>	<u>High</u>
<u>Signal</u>	<u>RMC</u>

### B. SAR Measurement Results

Higher Band SAR (Channel 9538):

<b>Frequency (MHz)</b>	1907.600000
<b>Relative permittivity (real part)</b>	53.298046
<b>Conductivity (S/m)</b>	1.503158
<b>Power drift (%)</b>	-1.510000
<b>Ambient Temperature:</b>	22.1°C
<b>Liquid Temperature:</b>	21.4°C
<b>ConvF:</b>	5.71
<b>Duty Cycle:</b>	1:1



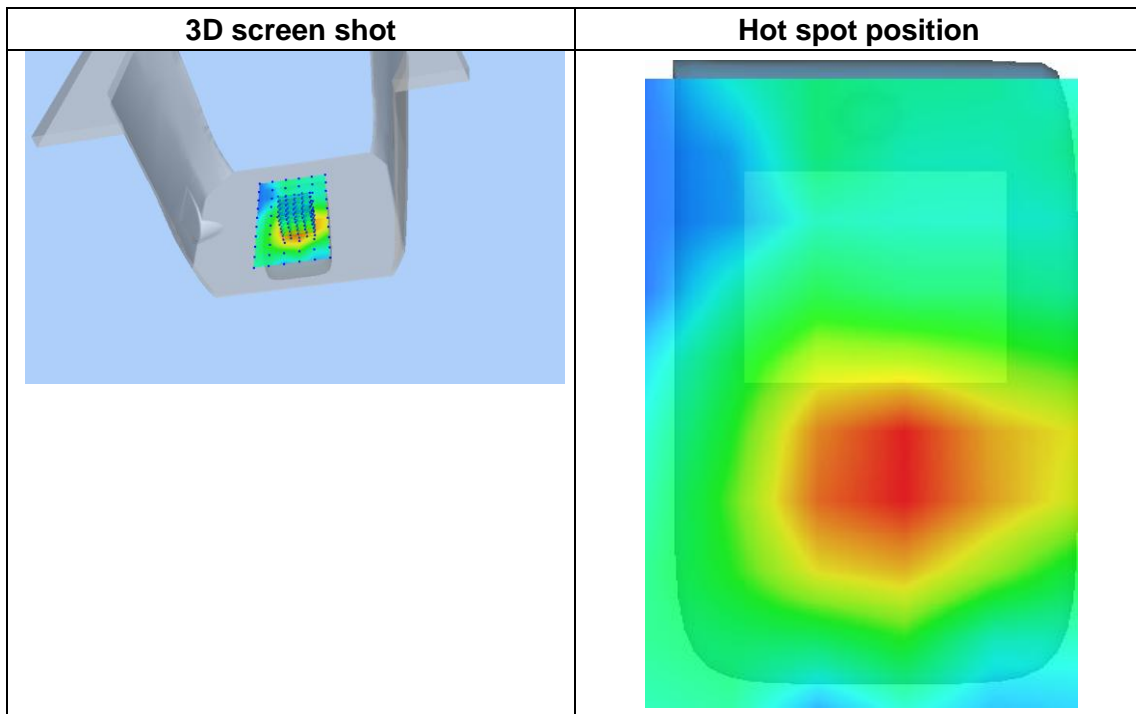
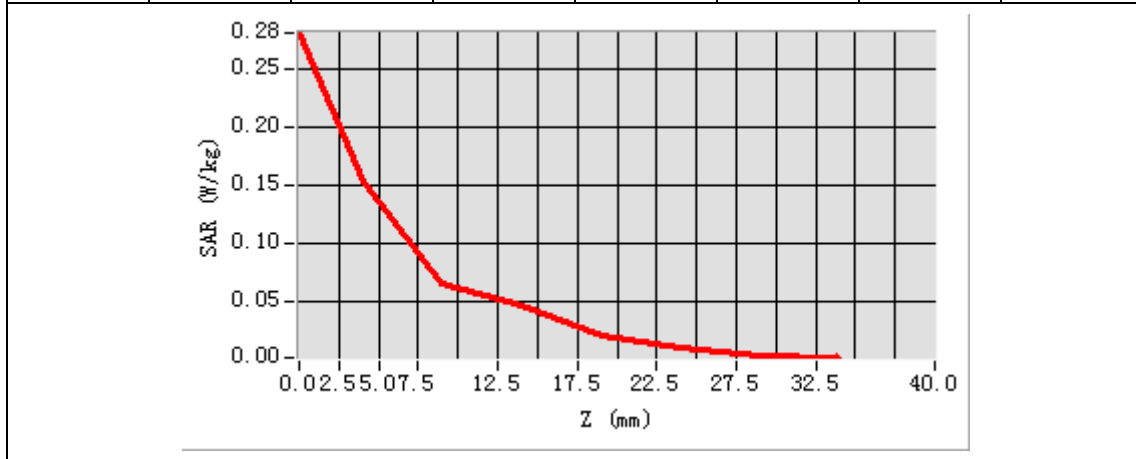
**NOTE:** This document is issued by MORLAB, the test report shall not be reproduced except in full without prior written permission of the company. The test results apply only to the particular sample(s) tested and to the specific tests carried out which is available on request for validation and information confirmed at our website.

Maximum location: X=5.00, Y=-21.00

SAR Peak: 0.27 W/kg

SAR 10g (W/Kg)	0.076800
SAR 1g (W/Kg)	0.148447

Z (mm)	0.00	4.00	9.00	14.00	19.00	24.00	29.00
SAR (W/Kg)	0.2813	0.1534	0.0651	0.0465	0.0190	0.0086	0.0027



**NOTE:** This document is issued by MORLAB, the test report shall not be reproduced except in full without prior written permission of the company. The test results apply only to the particular sample(s) tested and to the specific tests carried out which is available on request for validation and information confirmed at our website.

## MEASUREMENT 18

Type: Phone measurement (Complete)

Area scan resolution: dx=15mm,dy=15mm

Zoom scan resolution: dx=5mm, dy=5mm, dz=5mm

Date of measurement: 2018.06.24

Measurement duration: 16 minutes 10 seconds

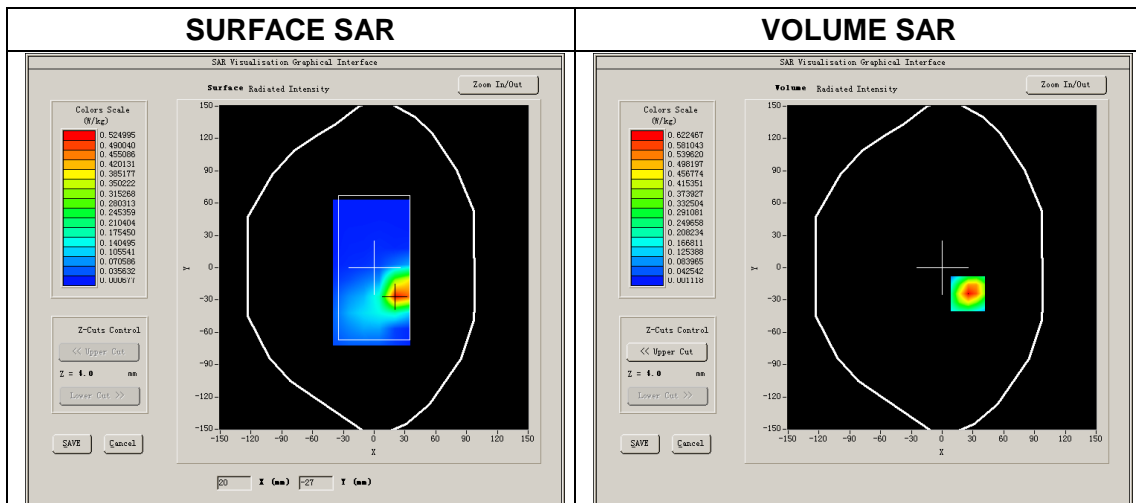
### A. Experimental conditions.

<u>Area scan</u>	<u>surf_sam_plan.txt</u>
<u>Phantom</u>	<u>Flat</u>
<u>Device Position</u>	<u>Body</u>
<u>Band</u>	<u>Band4 WCDMA1700</u>
<u>Channels</u>	<u>High</u>
<u>Signal</u>	<u>RMC</u>

### B. SAR Measurement Results

Higher Band SAR (Channel 1513):

<b>Frequency (MHz)</b>	1752.000000
<b>Relative permittivity (real part)</b>	53.297485
<b>Conductivity (S/m)</b>	1.507074
<b>Power drift (%)</b>	0.480000
<b>Ambient Temperature:</b>	22.3°C
<b>Liquid Temperature:</b>	21.6°C
<b>ConvF:</b>	5.38
<b>Duty Cycle:</b>	1:1



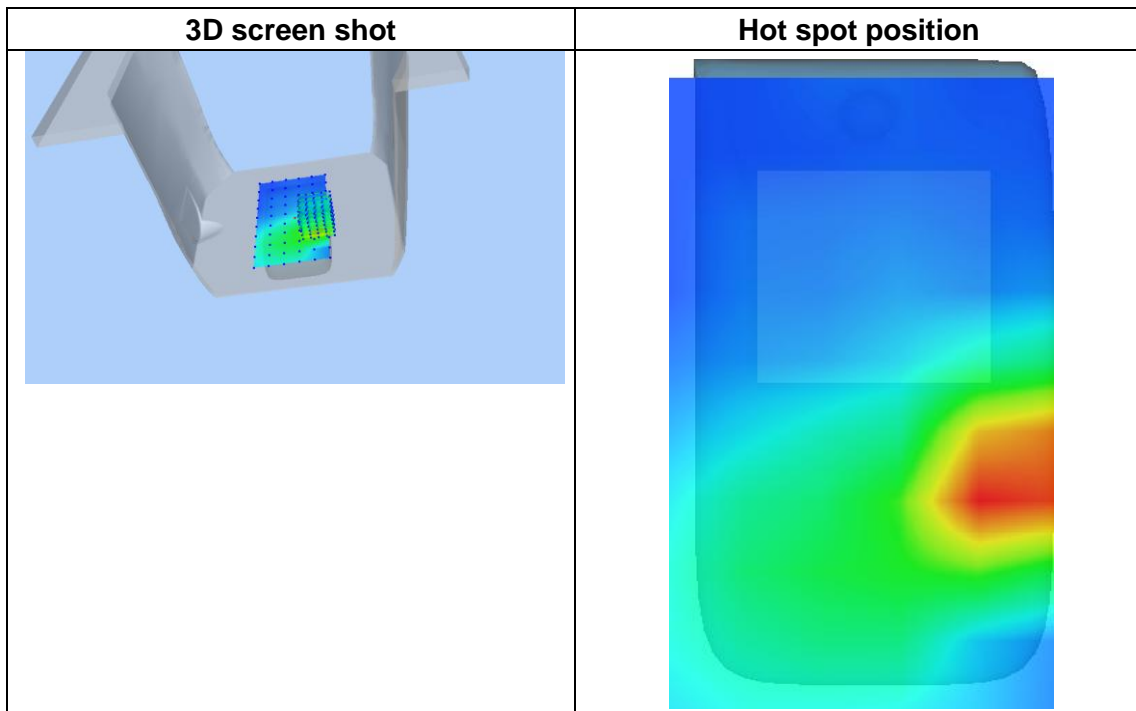
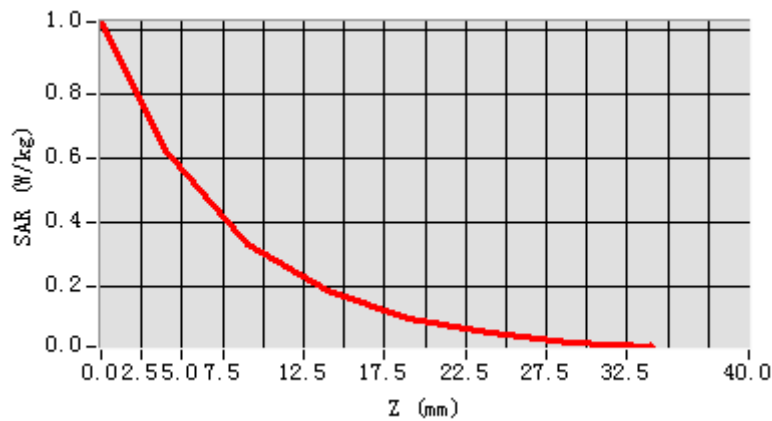
**NOTE:** This document is issued by MORLAB, the test report shall not be reproduced except in full without prior written permission of the company. The test results apply only to the particular sample(s) tested and to the specific tests carried out which is available on request for validation and information confirmed at our website.

Maximum location: X=25.00, Y=-24.00

SAR Peak: 1.03 W/kg

SAR 10g (W/Kg)	0.290134
SAR 1g (W/Kg)	0.591752

Z (mm)	0.00	4.00	9.00	14.00	19.00	24.00	29.00
SAR (W/Kg)	1.0229	0.6225	0.3273	0.1820	0.0991	0.0554	0.0209



**NOTE:** This document is issued by MORLAB, the test report shall not be reproduced except in full without prior written permission of the company. The test results apply only to the particular sample(s) tested and to the specific tests carried out which is available on request for validation and information confirmed at our website.

## MEASUREMENT 19

Type: Phone measurement (Complete)

Area scan resolution: dx=15mm,dy=15mm

Zoom scan resolution: dx=5mm, dy=5mm, dz=5mm

Date of measurement: 2018.06.25

Measurement duration: 15 minutes 47 seconds

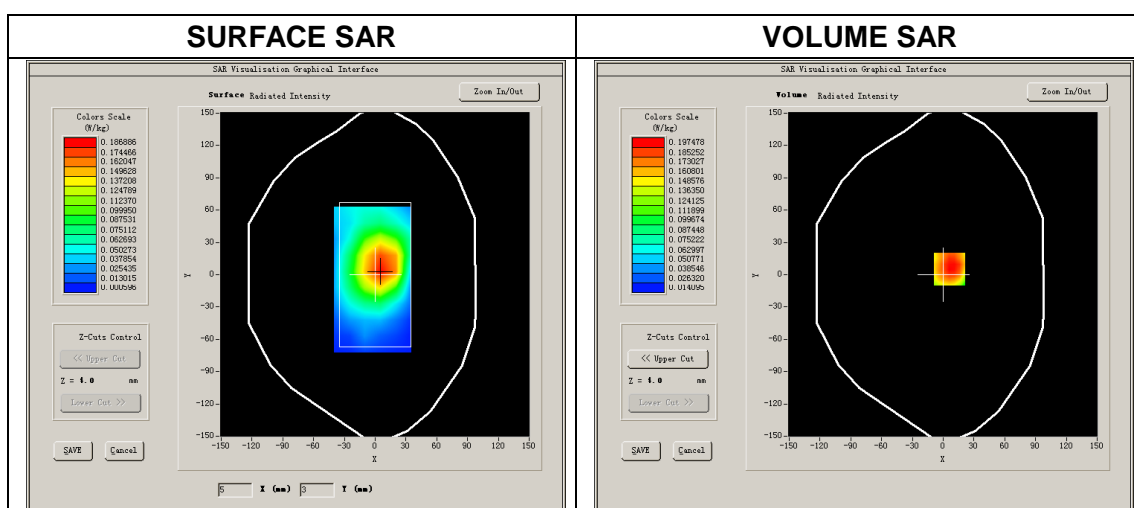
### A. Experimental conditions.

<u>Area scan</u>	<u>surf_sam_plan.txt</u>
<u>Phantom</u>	<u>Flat</u>
<u>Device Position</u>	<u>Body</u>
<u>Band</u>	<u>Band5 WCDMA850</u>
<u>Channels</u>	<u>Low</u>
<u>Signal</u>	<u>RMC</u>

### B. SAR Measurement Results

Lower Band SAR (Channel 4132):

<b>Frequency (MHz)</b>	826.400000
<b>Relative permittivity (real part)</b>	55.395378
<b>Conductivity (S/m)</b>	0.921656
<b>Power drift (%)</b>	1.070000
<b>Ambient Temperature:</b>	22.6°C
<b>Liquid Temperature:</b>	21.2°C
<b>ConvF:</b>	6.37
<b>Duty Cycle:</b>	1:1



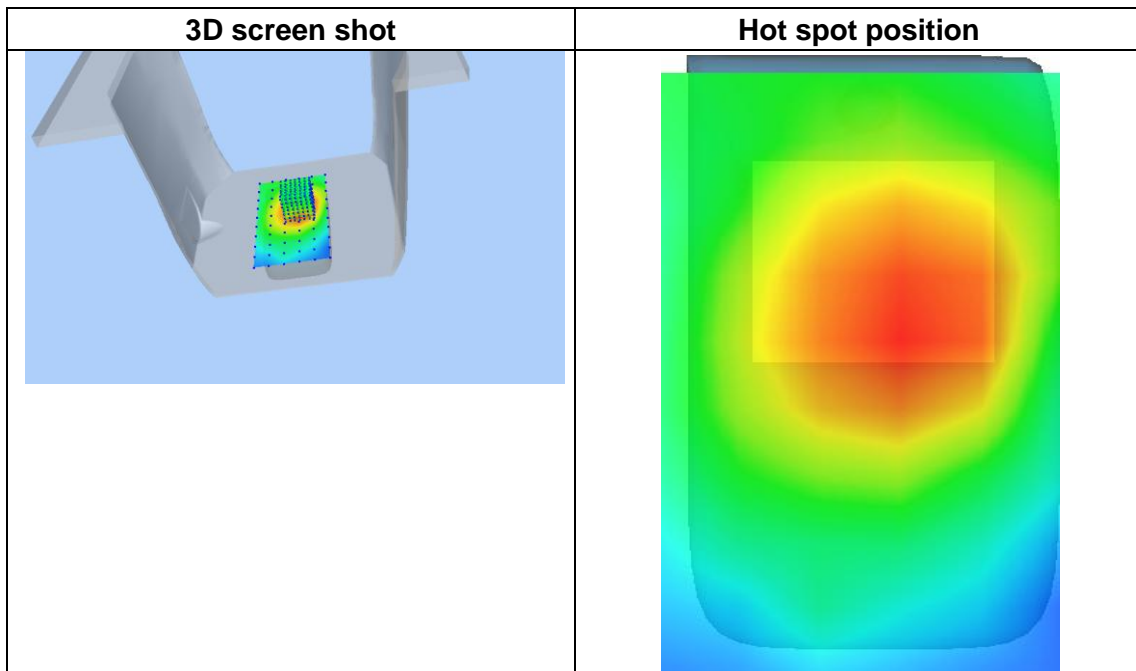
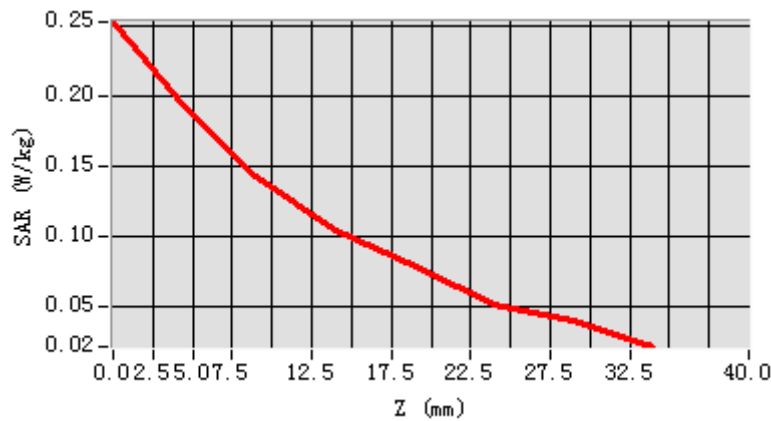
**NOTE:** This document is issued by MORLAB, the test report shall not be reproduced except in full without prior written permission of the company. The test results apply only to the particular sample(s) tested and to the specific tests carried out which is available on request for validation and information confirmed at our website.

Maximum location: X=6.00, Y=5.00

SAR Peak: 0.27 W/kg

SAR 10g (W/Kg)	0.129977
SAR 1g (W/Kg)	0.189337

Z (mm)	0.00	4.00	9.00	14.00	19.00	24.00	29.00
SAR (W/Kg)	0.2524	0.1975	0.1425	0.1043	0.0774	0.0511	0.0400



**NOTE:** This document is issued by MORLAB, the test report shall not be reproduced except in full without prior written permission of the company. The test results apply only to the particular sample(s) tested and to the specific tests carried out which is available on request for validation and information confirmed at our website.

## MEASUREMENT 20

Type: Phone measurement (Complete)

Area scan resolution: dx=15mm,dy=15mm

Zoom scan resolution: dx=5mm, dy=5mm, dz=5mm

Date of measurement: 2018.06.24

Measurement duration: 16 minutes 6 seconds

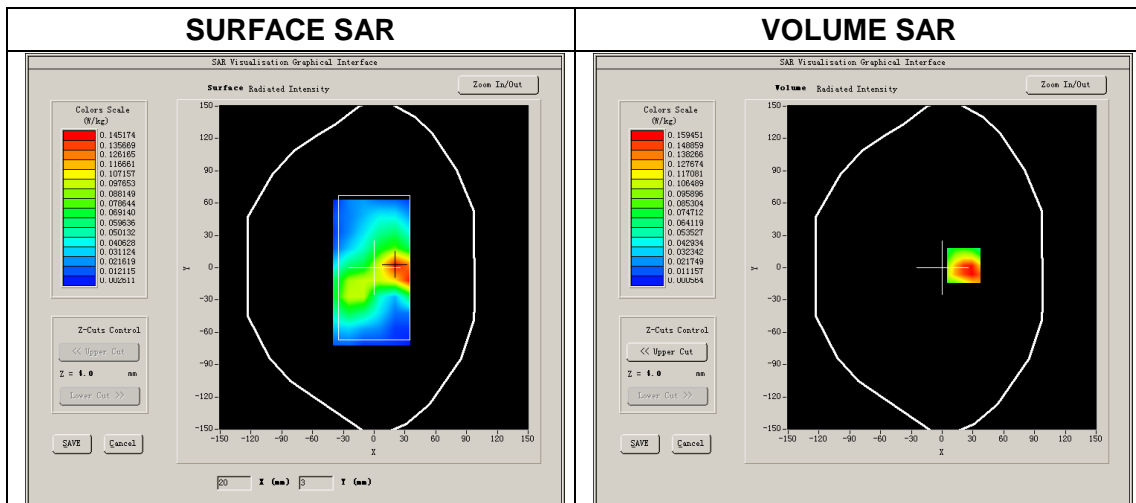
### A. Experimental conditions.

<u>Area scan</u>	<u>surf_sam_plan.txt</u>
<u>Phantom</u>	<u>Flat</u>
<u>Device Position</u>	<u>Body</u>
<u>Band</u>	<u>LTE band 2</u>
<u>Channels</u>	<u>Middle</u>
<u>Signal</u>	<u>LTE</u>

### B. SAR Measurement Results

Middle Band SAR (Channel 18900):

<b>Frequency (MHz)</b>	1879.500000
<b>Relative permittivity (real part)</b>	53.242364
<b>Conductivity (S/m)</b>	1.534025
<b>Power drift (%)</b>	0.480000
<b>Ambient Temperature:</b>	22.3°C
<b>Liquid Temperature:</b>	21.9°C
<b>ConvF:</b>	5.38
<b>Duty Cycle:</b>	1:1



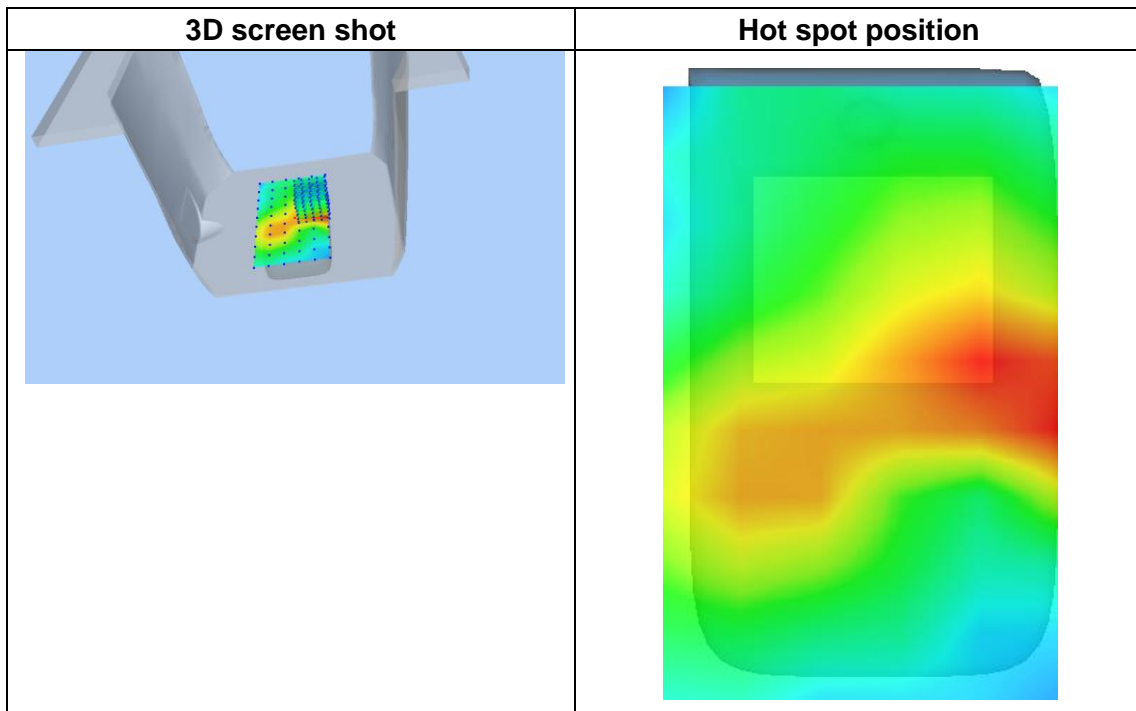
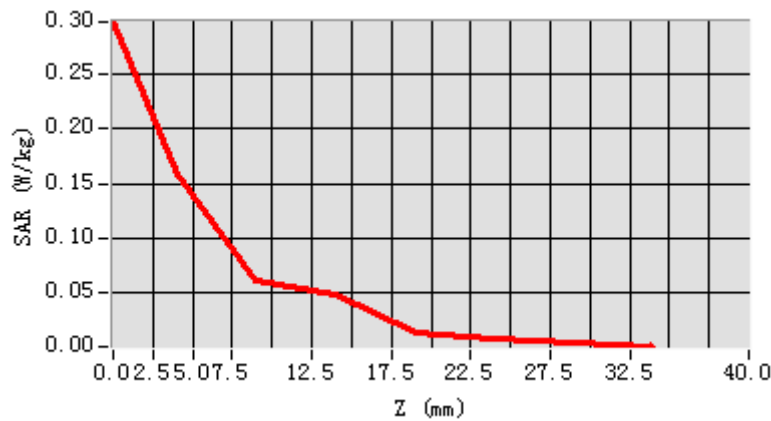
**NOTE:** This document is issued by MORLAB, the test report shall not be reproduced except in full without prior written permission of the company. The test results apply only to the particular sample(s) tested and to the specific tests carried out which is available on request for validation and information confirmed at our website.

Maximum location: X=21.00, Y=2.00

SAR Peak: 0.26 W/kg

SAR 10g (W/Kg)	0.081038
SAR 1g (W/Kg)	0.155032

Z (mm)	0.00	4.00	9.00	14.00	19.00	24.00	29.00
SAR (W/Kg)	0.2982	0.1595	0.0612	0.0479	0.0137	0.0086	0.0038



**NOTE:** This document is issued by MORLAB, the test report shall not be reproduced except in full without prior written permission of the company. The test results apply only to the particular sample(s) tested and to the specific tests carried out which is available on request for validation and information confirmed at our website.



## MEASUREMENT 21

Type: Phone measurement (Complete)

Area scan resolution: dx=15mm,dy=15mm

Zoom scan resolution: dx=5mm, dy=5mm, dz=5mm

Date of measurement: 2018.06.24

Measurement duration: 16 minutes 8 seconds

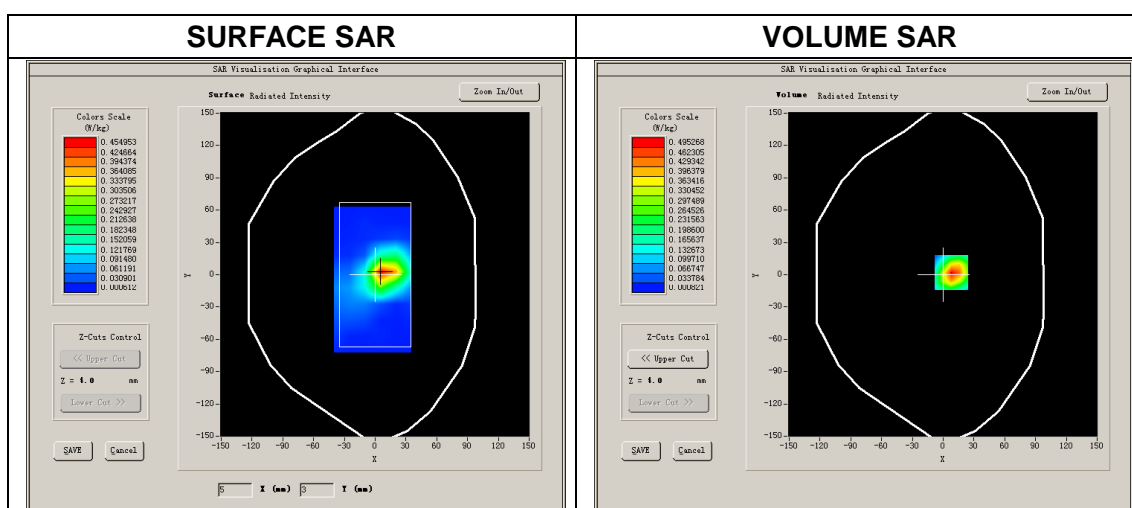
### A. Experimental conditions.

<u>Area scan</u>	<u>surf_sam_plan.txt</u>
<u>Phantom</u>	<u>Flat</u>
<u>Device Position</u>	<u>Body</u>
<u>Band</u>	<u>LTE band 4</u>
<u>Channels</u>	<u>High</u>
<u>Signal</u>	<u>LTE</u>

### B. SAR Measurement Results

Higher Band SAR (Channel 20300):

Frequency (MHz)	1744.500000
Relative permittivity (real part)	53.296365
Conductivity (S/m)	1.516072
Power drift (%)	0.480000
Ambient Temperature:	22.3°C
Liquid Temperature:	21.6°C
ConvF:	5.38
Duty Cycle:	1:1



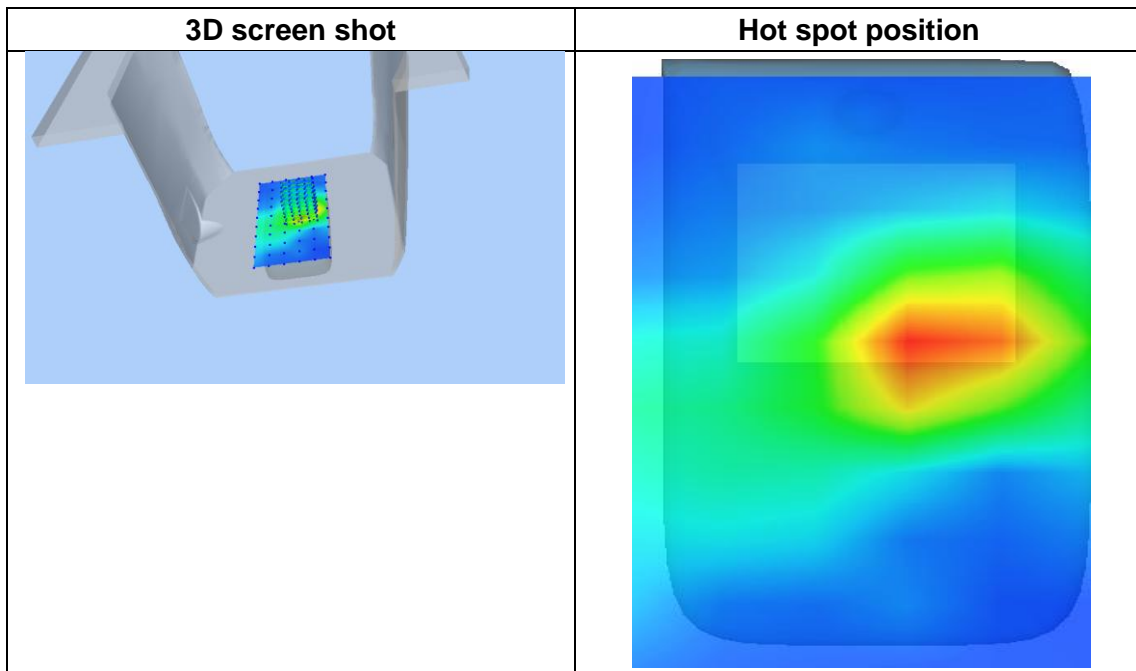
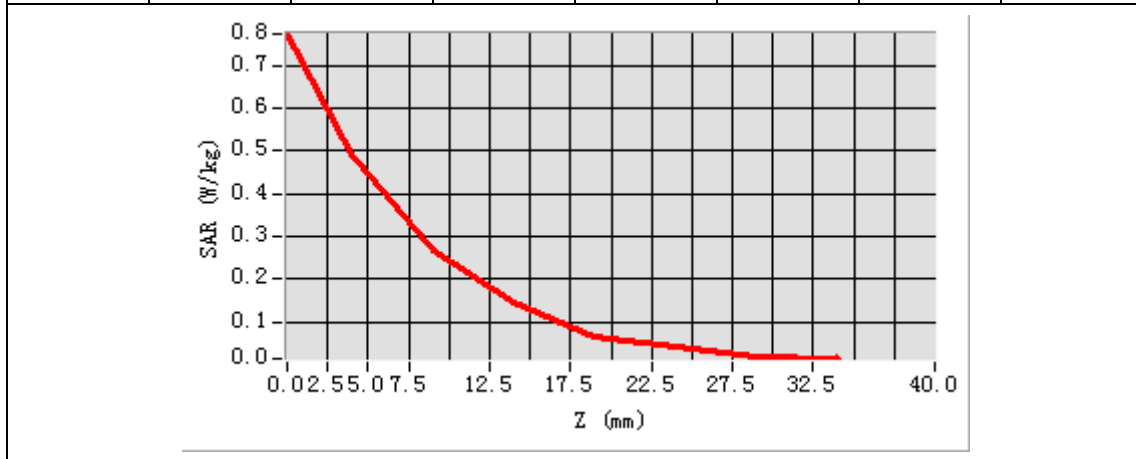
**NOTE:** This document is issued by MORLAB, the test report shall not be reproduced except in full without prior written permission of the company. The test results apply only to the particular sample(s) tested and to the specific tests carried out which is available on request for validation and information confirmed at our website.

Maximum location: X=8.00, Y=2.00

SAR Peak: 0.78 W/kg

SAR 10g (W/Kg)	0.225835
SAR 1g (W/Kg)	0.459631

Z (mm)	0.00	4.00	9.00	14.00	19.00	24.00	29.00
SAR (W/Kg)	0.7748	0.4953	0.2697	0.1448	0.0669	0.0442	0.0175



**NOTE:** This document is issued by MORLAB, the test report shall not be reproduced except in full without prior written permission of the company. The test results apply only to the particular sample(s) tested and to the specific tests carried out which is available on request for validation and information confirmed at our website.

## MEASUREMENT 22

Type: Phone measurement (Complete)

Area scan resolution: dx=12mm,dy=12mm

Zoom scan resolution: dx=5mm, dy=5mm, dz=5mm

Date of measurement: 2018.06.25

Measurement duration: 18 minutes 8 seconds

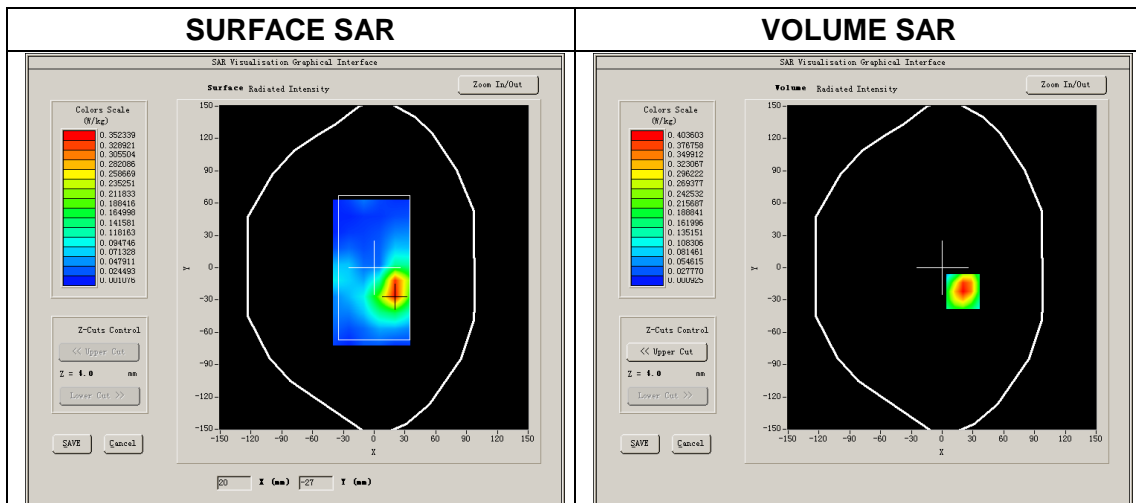
### A. Experimental conditions.

<u>Area scan</u>	<u>surf_sam_plan.txt</u>
<u>Phantom</u>	<u>Flat</u>
<u>Device Position</u>	<u>Body</u>
<u>Band</u>	<u>LTE band 7</u>
<u>Channels</u>	<u>High</u>
<u>Signal</u>	<u>LTE</u>

### B. SAR Measurement Results

Higher Band SAR (Channel 21350):

<b>Frequency (MHz)</b>	2560.000000
<b>Relative permittivity (real part)</b>	52.375217
<b>Conductivity (S/m)</b>	2.083254
<b>Power Drift (%)</b>	0.81000
<b>Ambient Temperature:</b>	22.0°C
<b>Liquid Temperature:</b>	21.8°C
<b>ConvF:</b>	4.93
<b>Duty Cycle:</b>	1:1



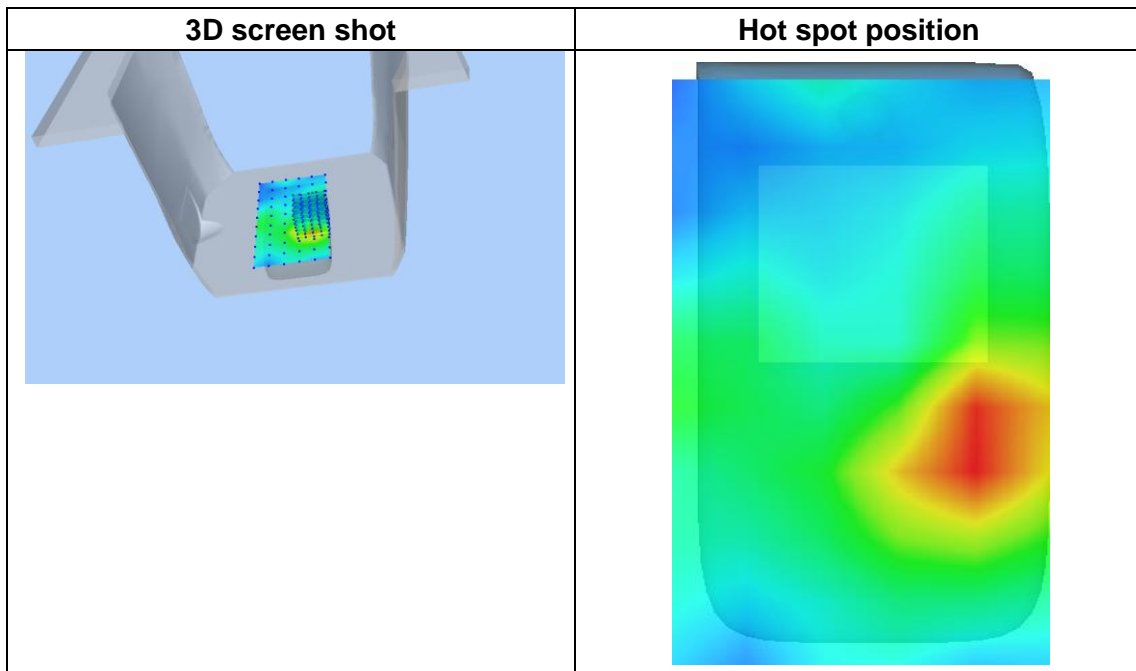
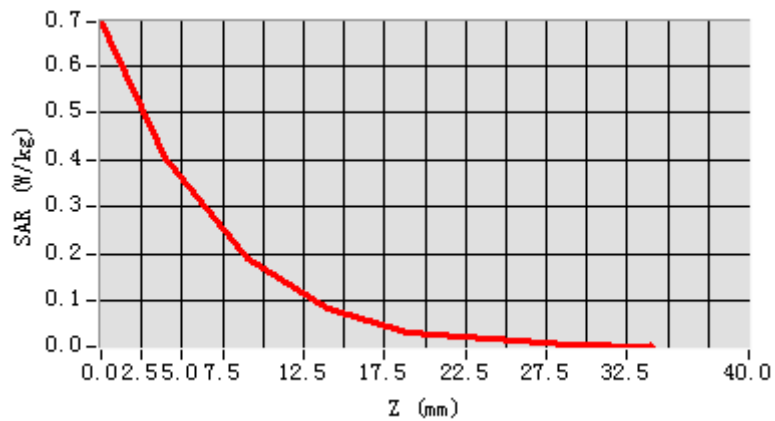
**NOTE:** This document is issued by MORLAB, the test report shall not be reproduced except in full without prior written permission of the company. The test results apply only to the particular sample(s) tested and to the specific tests carried out which is available on request for validation and information confirmed at our website.

Maximum location: X=20.00, Y=-22.00

SAR Peak: 0.73 W/kg

SAR 10g (W/Kg)	0.179454
SAR 1g (W/Kg)	0.392996

Z (mm)	0.00	4.00	9.00	14.00	19.00	24.00	29.00
SAR (W/Kg)	0.6947	0.4036	0.1876	0.0845	0.0332	0.0171	0.0052



**NOTE:** This document is issued by MORLAB, the test report shall not be reproduced except in full without prior written permission of the company. The test results apply only to the particular sample(s) tested and to the specific tests carried out which is available on request for validation and information confirmed at our website.

## MEASUREMENT 23

Type: Phone measurement (Complete)

Area scan resolution: dx=15mm,dy=15mm

Zoom scan resolution: dx=5mm, dy=5mm, dz=5mm

Date of measurement: 2018.06.25

Measurement duration: 15 minutes 30 seconds

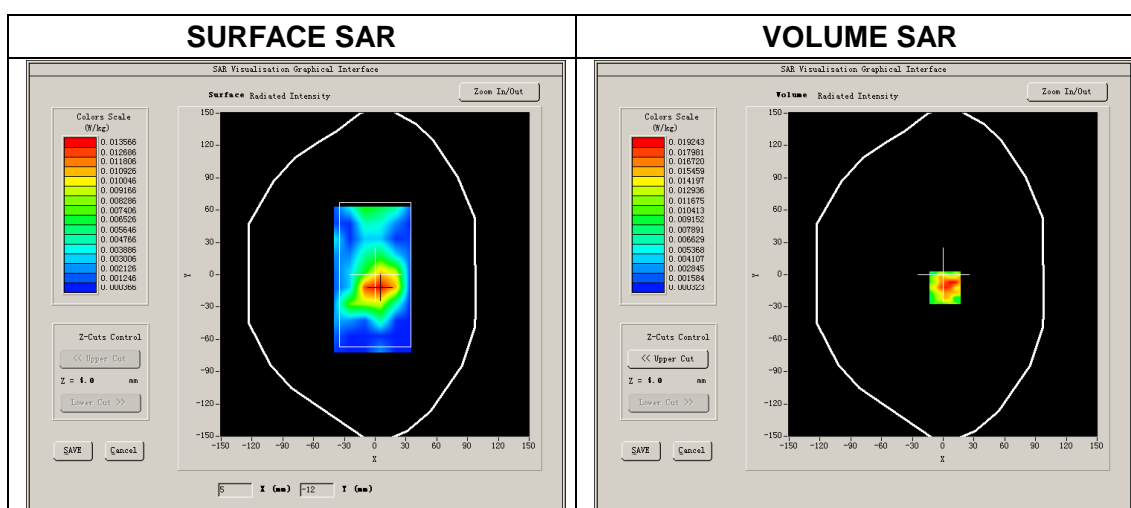
### A. Experimental conditions.

<u>Area scan</u>	<u>surf_sam_plan.txt</u>
<u>Phantom</u>	<u>Flat</u>
<u>Device Position</u>	<u>Body</u>
<u>Band</u>	<u>LTE band 12</u>
<u>Channels</u>	<u>Middle</u>
<u>Signal</u>	<u>LTE</u>

### B. SAR Measurement Results

Middle Band SAR (Channel 23095):

<b>Frequency (MHz)</b>	707.500000
<b>Relative permittivity (real part)</b>	53.527542
<b>Conductivity (S/m)</b>	1.015018
<b>Power drift (%)</b>	0.351000
<b>Ambient Temperature:</b>	22.6°C
<b>Liquid Temperature:</b>	21.2°C
<b>ConvF:</b>	6.68
<b>Duty Cycle:</b>	1:1



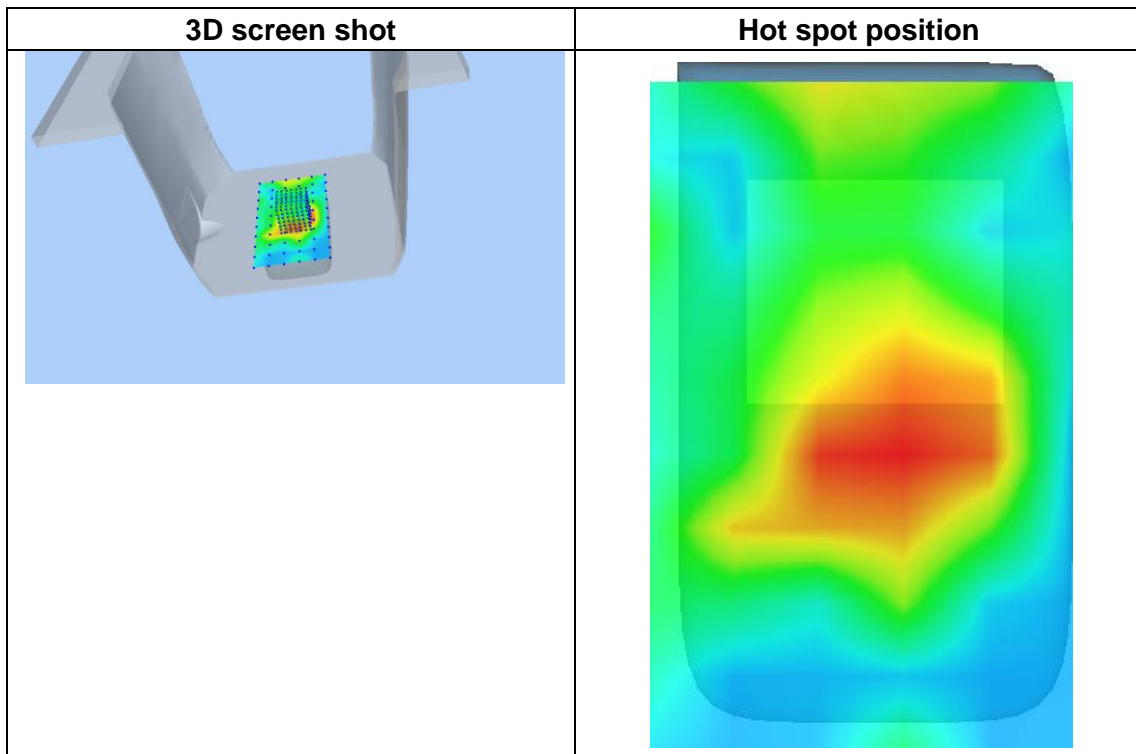
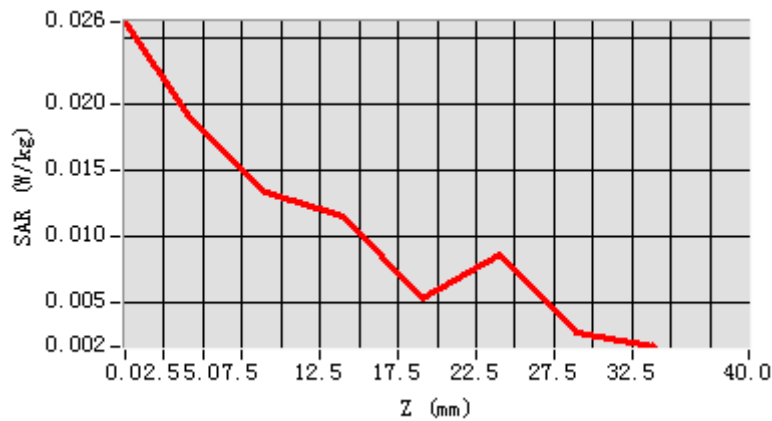
**NOTE:** This document is issued by MORLAB, the test report shall not be reproduced except in full without prior written permission of the company. The test results apply only to the particular sample(s) tested and to the specific tests carried out which is available on request for validation and information confirmed at our website.

Maximum location: X=2.00, Y=-12.00

SAR Peak: 0.04 W/kg

SAR 10g (W/Kg)	0.011455
SAR 1g (W/Kg)	0.019701

Z (mm)	0.00	4.00	9.00	14.00	19.00	24.00	29.00
SAR (W/Kg)	0.0262	0.0192	0.0133	0.0115	0.0053	0.0086	0.0026



**NOTE:** This document is issued by MORLAB, the test report shall not be reproduced except in full without prior written permission of the company. The test results apply only to the particular sample(s) tested and to the specific tests carried out which is available on request for validation and information confirmed at our website.

## MEASUREMENT 24

Type: Phone measurement (Complete)

Area scan resolution: dx=15mm,dy=15mm

Zoom scan resolution: dx=5mm, dy=5mm, dz=5mm

Date of measurement: 2018.06.25

Measurement duration: 15 minutes 8 seconds

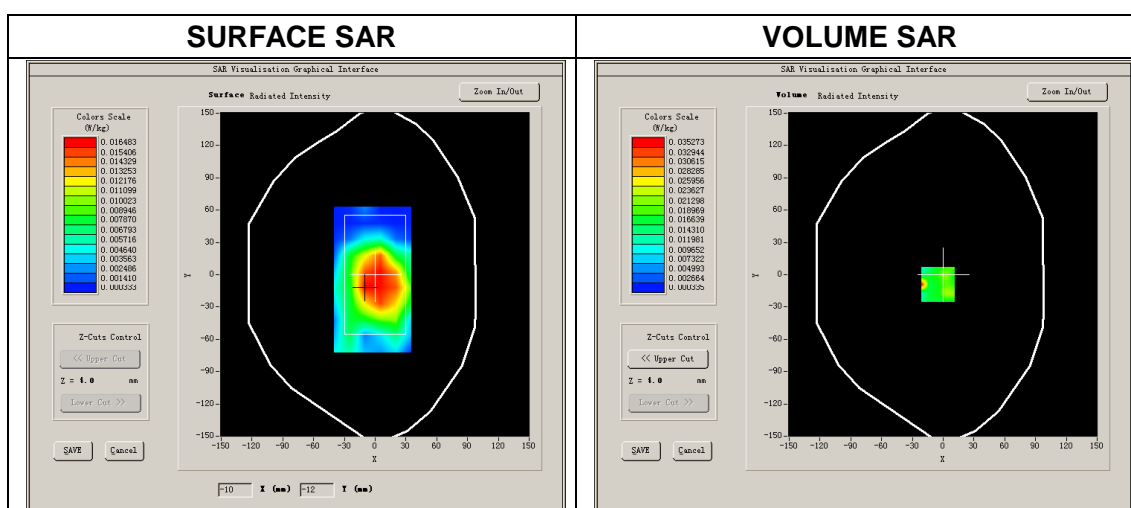
### A. Experimental conditions.

<u>Area scan</u>	<u>surf_sam_plan.txt</u>
<u>Phantom</u>	<u>Flat</u>
<u>Device Position</u>	<u>Body</u>
<u>Band</u>	<u>LTE band 17</u>
<u>Channels</u>	<u>Low</u>
<u>Signal</u>	<u>LTE</u>

### B. SAR Measurement Results

Lower Band SAR (Channel 23780):

<b>Frequency (MHz)</b>	709.000000
<b>Relative permittivity (real part)</b>	53.522547
<b>Conductivity (S/m)</b>	1.018016
<b>Power drift (%)</b>	0.351000
<b>Ambient Temperature:</b>	22.6°C
<b>Liquid Temperature:</b>	21.2°C
<b>ConvF:</b>	6.68
<b>Duty Cycle:</b>	1:1



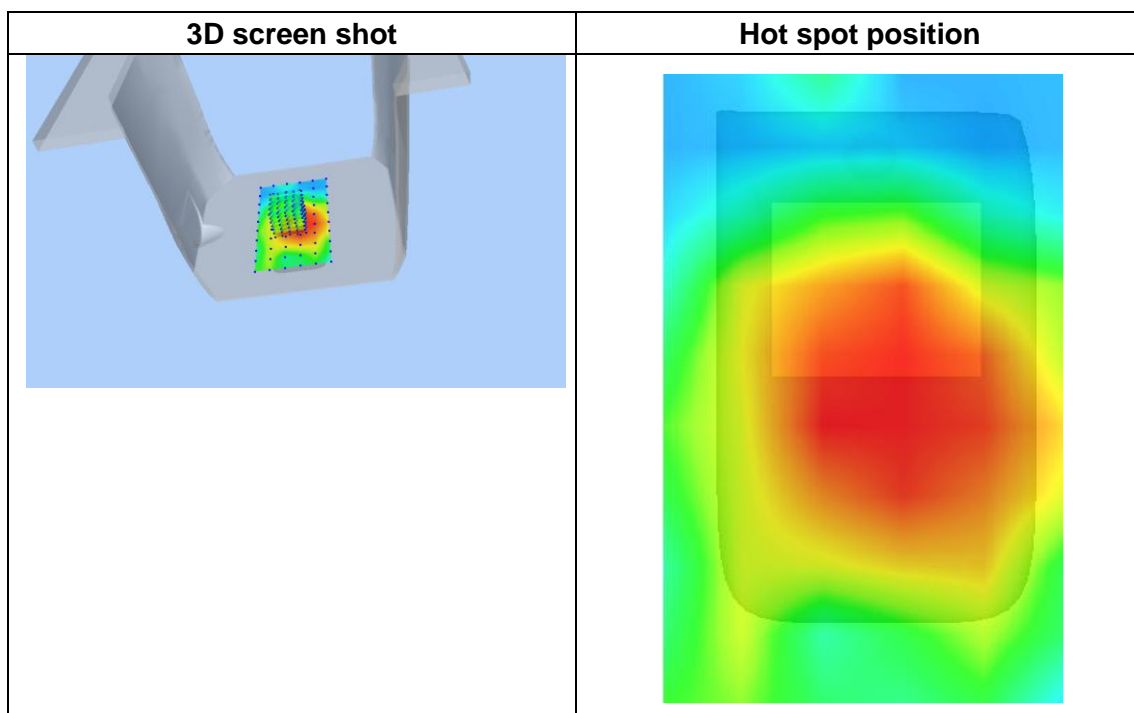
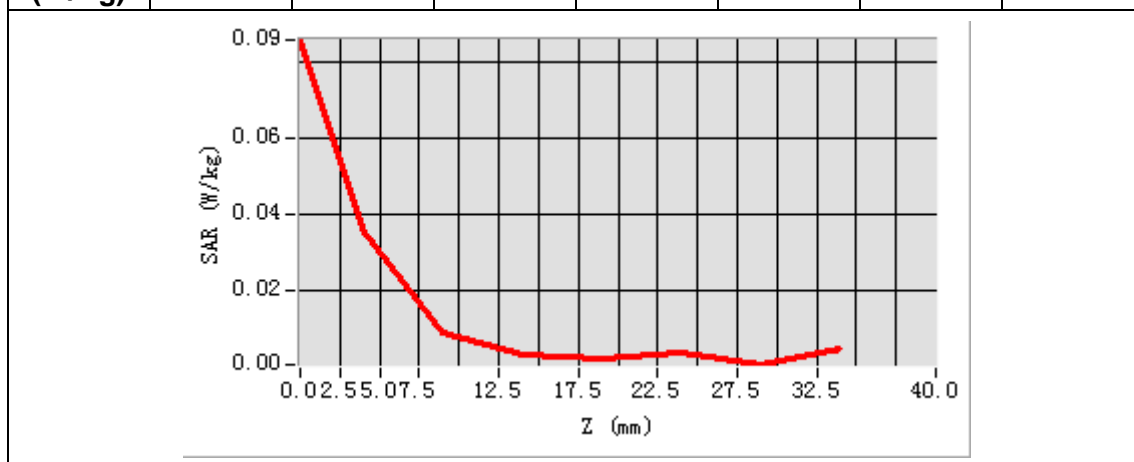
**NOTE:** This document is issued by MORLAB, the test report shall not be reproduced except in full without prior written permission of the company. The test results apply only to the particular sample(s) tested and to the specific tests carried out which is available on request for validation and information confirmed at our website.

Maximum location: X=-5.00, Y=-9.00

SAR Peak: 0.09 W/kg

SAR 10g (W/Kg)	0.014483
SAR 1g (W/Kg)	0.025399

Z (mm)	0.00	4.00	9.00	14.00	19.00	24.00	29.00
SAR (W/Kg)	0.0858	0.0353	0.0086	0.0031	0.0022	0.0037	0.0004



**NOTE:** This document is issued by MORLAB, the test report shall not be reproduced except in full without prior written permission of the company. The test results apply only to the particular sample(s) tested and to the specific tests carried out which is available on request for validation and information confirmed at our website.



## MEASUREMENT 25

Type: Phone measurement (Complete)

Area scan resolution: dx=12mm,dy=12mm

Zoom scan resolution: dx=5mm, dy=5mm, dz=5mm

Date of measurement: 2018.06.25

Measurement duration: 20 minutes 24 seconds

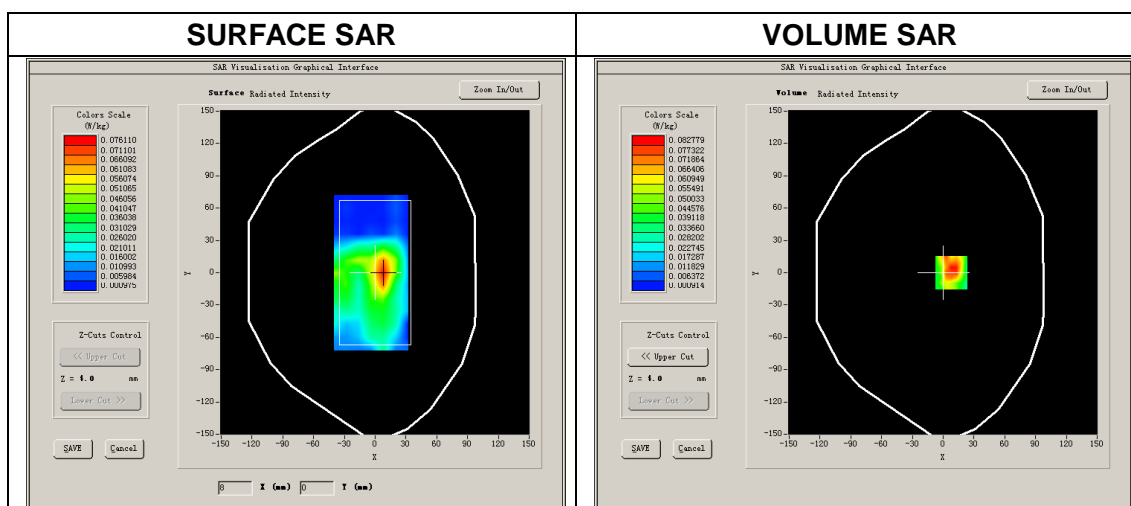
### A. Experimental conditions.

<u>Area scan</u>	<u>surf_sam_plan.txt</u>
<u>Phantom</u>	<u>Flat</u>
<u>Device Position</u>	<u>Body</u>
<u>Band</u>	<u>IEEE 802.11b ISM</u>
<u>Channels</u>	<u>Middle</u>
<u>Signal</u>	<u>DSSS</u>

### B. SAR Measurement Results

Middle Band SAR (Channel 6):

<b>Frequency (MHz)</b>	2437.000000
<b>Relative permittivity (real part)</b>	52.901448
<b>Conductivity (S/m)</b>	1.955126
<b>Power Drift (%)</b>	1.160000
<b>Ambient Temperature:</b>	22.0°C
<b>Liquid Temperature:</b>	21.8°C
<b>ConvF:</b>	4.96
<b>Duty Cycle:</b>	1:1



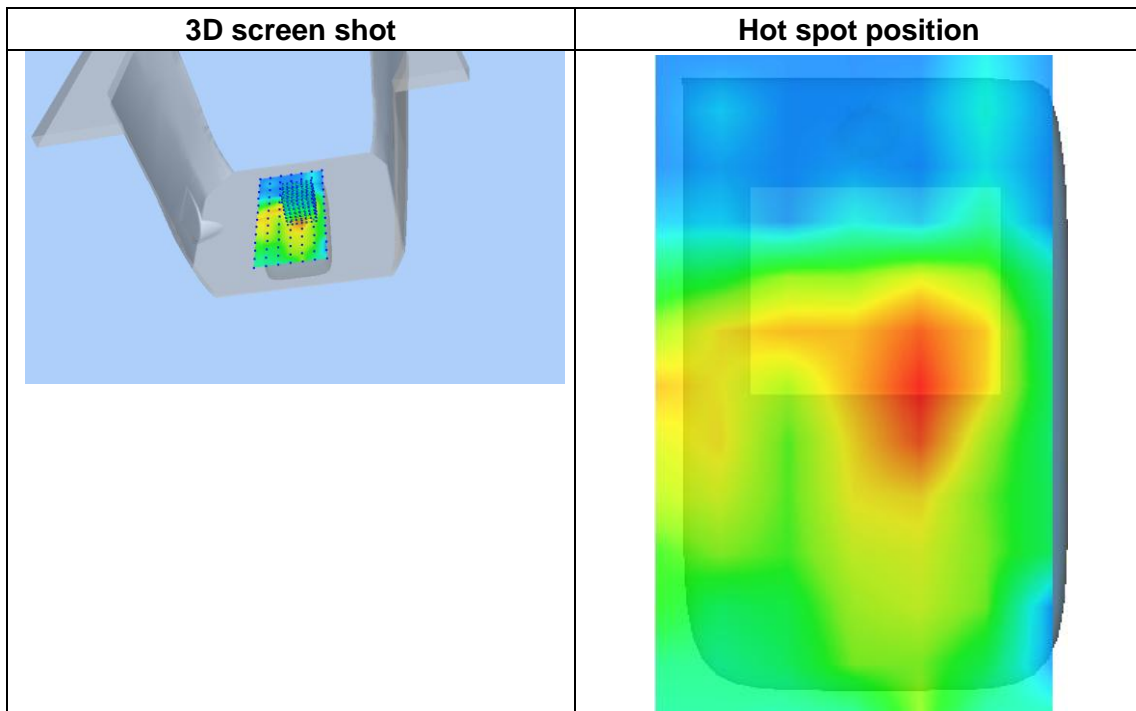
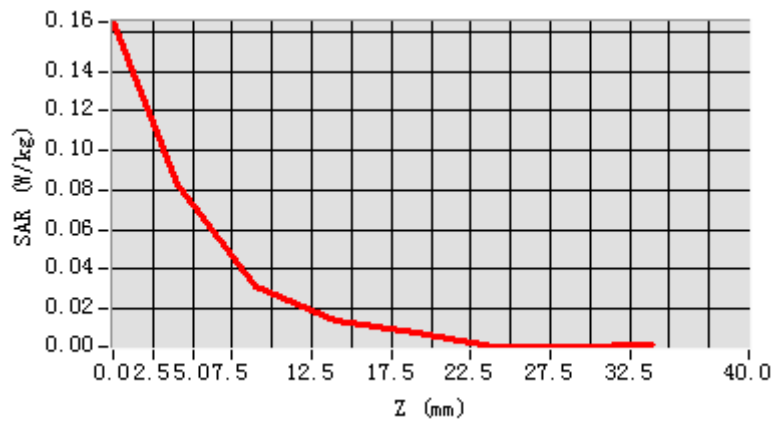
**NOTE:** This document is issued by MORLAB, the test report shall not be reproduced except in full without prior written permission of the company. The test results apply only to the particular sample(s) tested and to the specific tests carried out which is available on request for validation and information confirmed at our website.

Maximum location: X=8.00, Y=0.00

SAR Peak: 0.16 W/kg

SAR 10g (W/Kg)	0.035893
SAR 1g (W/Kg)	0.078944

Z (mm)	0.00	4.00	9.00	14.00	19.00	24.00	29.00
SAR (W/Kg)	0.1648	0.0828	0.0309	0.0142	0.0084	0.0012	0.0010



**NOTE:** This document is issued by MORLAB, the test report shall not be reproduced except in full without prior written permission of the company. The test results apply only to the particular sample(s) tested and to the specific tests carried out which is available on request for validation and information confirmed at our website.

## MEASUREMENT 26

Type: Phone measurement (Complete)

Area scan resolution: dx=10mm,dy=10mm

Zoom scan resolution: dx=4mm, dy=4mm, dz=2mm

Date of measurement: 2018.06.20

Measurement duration: 27 minutes 10 seconds

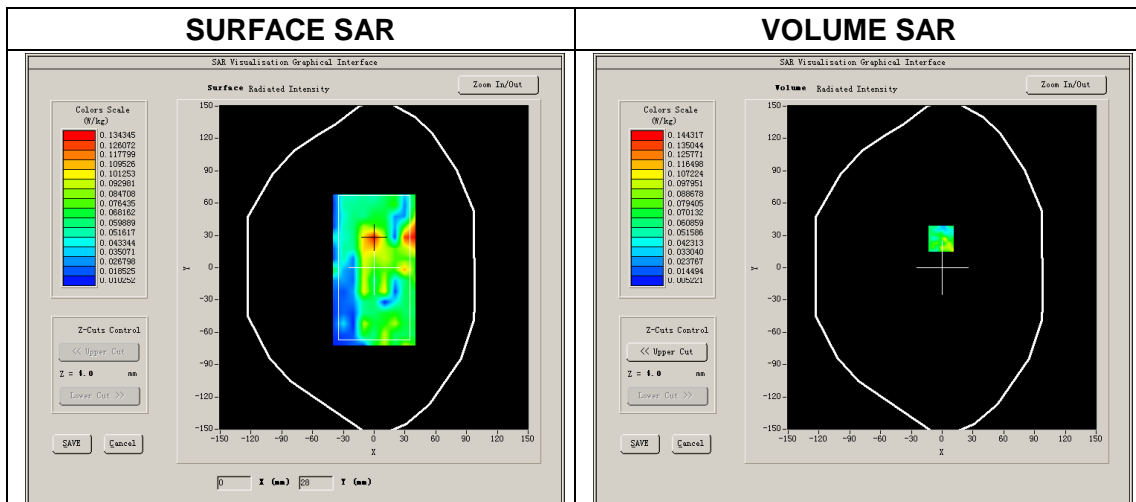
### A. Experimental conditions.

<u>Area scan</u>	<u>surf_sam_plan.txt</u>
<u>Phantom</u>	<u>Flat</u>
<u>Device Position</u>	<u>Body</u>
<u>Band</u>	<u>IEEE 802.11a U-NII</u>
<u>Channels</u>	<u>Middle</u>
<u>Signal</u>	<u>OFMD</u>

### B. SAR Measurement Results

Middle Band SAR (Channel 60):

<b>Frequency (MHz)</b>	5300.000000
<b>Relative permittivity (real part)</b>	48.256211
<b>Conductivity (S/m)</b>	5.520264
<b>Power Drift (%)</b>	1.190000
<b>Ambient Temperature:</b>	22.9°C
<b>Liquid Temperature:</b>	21.1°C
<b>ConvF:</b>	22.11
<b>Duty Cycle:</b>	1:1



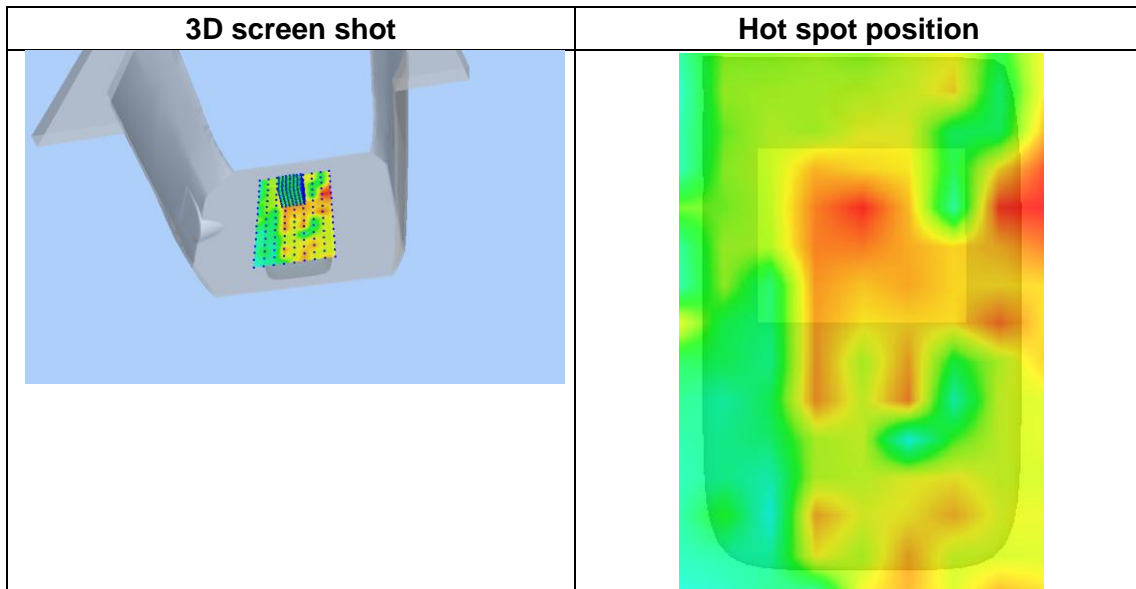
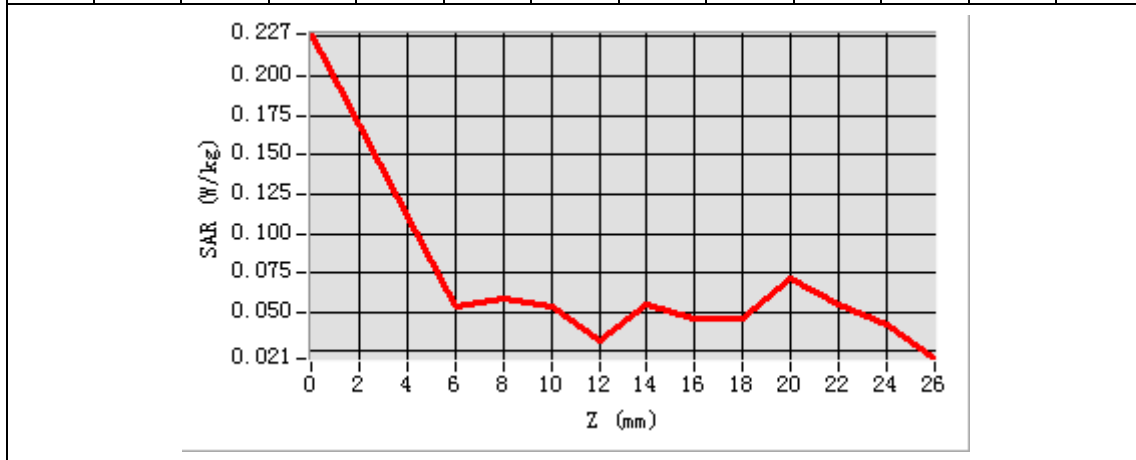
**NOTE:** This document is issued by MORLAB, the test report shall not be reproduced except in full without prior written permission of the company. The test results apply only to the particular sample(s) tested and to the specific tests carried out which is available on request for validation and information confirmed at our website.

Maximum location: X=-1.00, Y=27.00

SAR Peak: 0.30 W/kg

SAR 10g (W/Kg)	0.070434
SAR 1g (W/Kg)	0.103816

Z (m m)	0.00	4.00	6.00	8.00	10.0	12.0	14.0	16.0	18.0	20.0	22.0	24.0
SA R (W/ Kg)	0.2267	0.1112	0.0537	0.0592	0.0533	0.0326	0.0543	0.0454	0.0464	0.0714	0.0544	0.0427



**NOTE:** This document is issued by MORLAB, the test report shall not be reproduced except in full without prior written permission of the company. The test results apply only to the particular sample(s) tested and to the specific tests carried out which is available on request for validation and information confirmed at our website.

## MEASUREMENT 27

Type: Phone measurement (Complete)

Area scan resolution: dx=10mm,dy=10mm

Zoom scan resolution: dx=4mm, dy=4mm, dz=2mm

Date of measurement: 2018.06.20

Measurement duration: 27 minutes 4 seconds

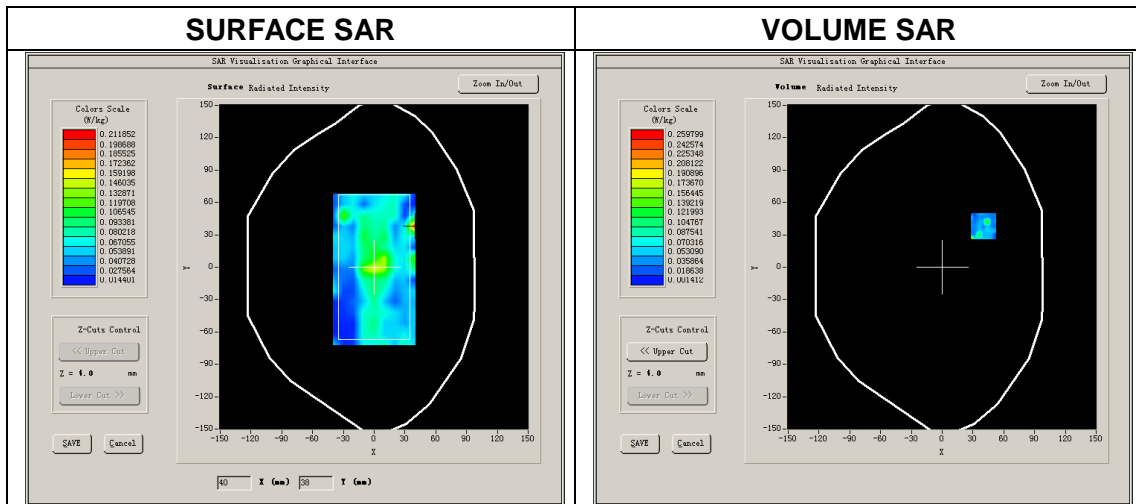
### A. Experimental conditions.

<u>Area scan</u>	<u>surf_sam_plan.txt</u>
<u>Phantom</u>	<u>Flat</u>
<u>Device Position</u>	<u>Body</u>
<u>Band</u>	<u>IEEE 802.11a U-NII</u>
<u>Channels</u>	<u>Middle</u>
<u>Signal</u>	<u>OFDM</u>

### B. SAR Measurement Results

Middle Band SAR (Channel 140):

<b>Frequency (MHz)</b>	5700.000000
<b>Relative permittivity (real part)</b>	48.375425
<b>Conductivity (S/m)</b>	5.7713401
<b>Power Drift (%)</b>	1.230000
<b>Ambient Temperature:</b>	22.9°C
<b>Liquid Temperature:</b>	21.1°C
<b>ConvF:</b>	23.69
<b>Duty Cycle:</b>	1:1



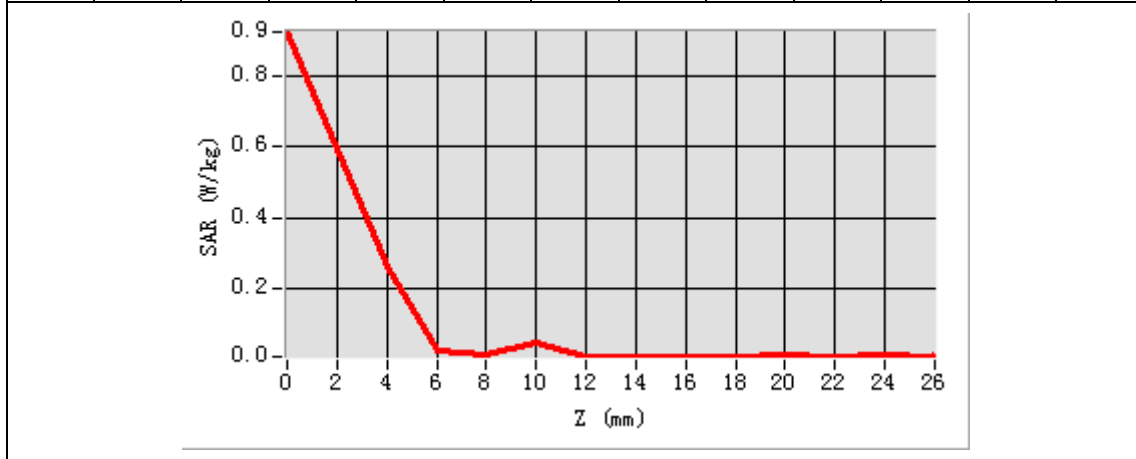
**Maximum location: X=40.00, Y=38.00**

**NOTE:** This document is issued by MORLAB, the test report shall not be reproduced except in full without prior written permission of the company. The test results apply only to the particular sample(s) tested and to the specific tests carried out which is available on request for validation and information confirmed at our website.

**SAR Peak: 0.94 W/kg**

<b>SAR 10g (W/Kg)</b>	0.038532
<b>SAR 1g (W/Kg)</b>	0.082308

<b>Z (m m)</b>	<b>0.00</b>	<b>4.00</b>	<b>6.00</b>	<b>8.00</b>	<b>10.0</b>	<b>12.0</b>	<b>14.0</b>	<b>16.0</b>	<b>18.0</b>	<b>20.0</b>	<b>22.0</b>	<b>24.0</b>
					<b>0</b>	<b>0</b>	<b>0</b>	<b>0</b>	<b>0</b>	<b>0</b>	<b>0</b>	<b>0</b>
<b>SA R (W/ Kg)</b>	<b>0.92 31</b>	<b>0.25 98</b>	<b>0.02 68</b>	<b>0.01 30</b>	<b>0.04 65</b>	<b>0.00 96</b>	<b>0.00 84</b>	<b>0.00 95</b>	<b>0.00 80</b>	<b>0.01 13</b>	<b>0.00 82</b>	<b>0.01 12</b>



<b>3D screen shot</b>	<b>Hot spot position</b>

**NOTE:** This document is issued by MORLAB, the test report shall not be reproduced except in full without prior written permission of the company. The test results apply only to the particular sample(s) tested and to the specific tests carried out which is available on request for validation and information confirmed at our website.

## MEASUREMENT 28

Type: Phone measurement (Complete)

Area scan resolution: dx=10mm,dy=10mm

Zoom scan resolution: dx=4mm, dy=4mm, dz=2mm

Date of measurement: 2018.06.20

Measurement duration: 27 minutes 2 seconds

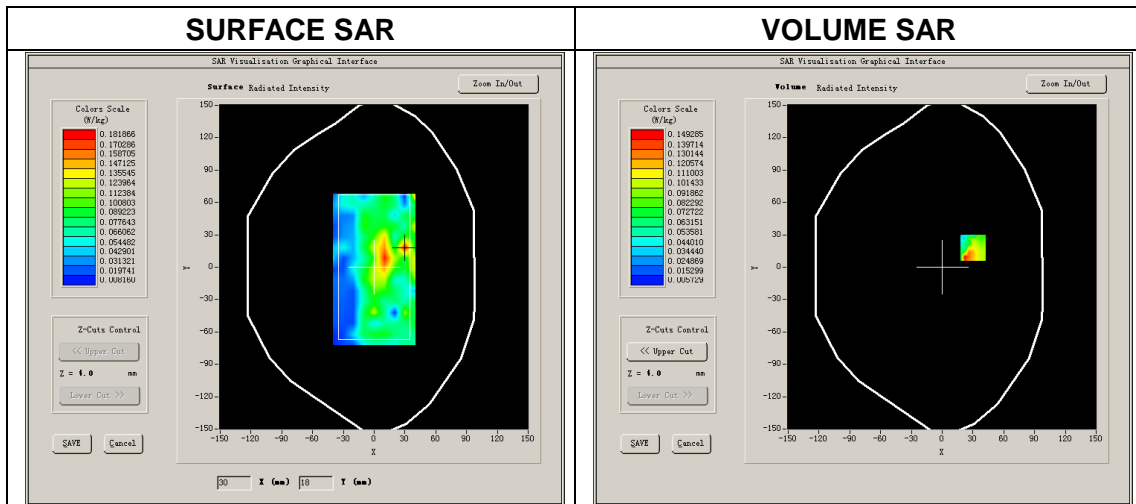
### A. Experimental conditions.

<u>Area scan</u>	<u>surf_sam_plan.txt</u>
<u>Phantom</u>	<u>Flat</u>
<u>Device Position</u>	<u>Body</u>
<u>Band</u>	<u>IEEE 802.11a U-NII</u>
<u>Channels</u>	<u>High</u>
<u>Signal</u>	<u>OFDM</u>

### B. SAR Measurement Results

High Band SAR (Channel 165):

<b>Frequency (MHz)</b>	5825.000000
<b>Relative permittivity (real part)</b>	48.074515
<b>Conductivity (S/m)</b>	5.941726
<b>Power Drift (%)</b>	1.320000
<b>Ambient Temperature:</b>	22.9°C
<b>Liquid Temperature:</b>	21.1°C
<b>ConvF:</b>	23.02
<b>Duty Cycle:</b>	1:1



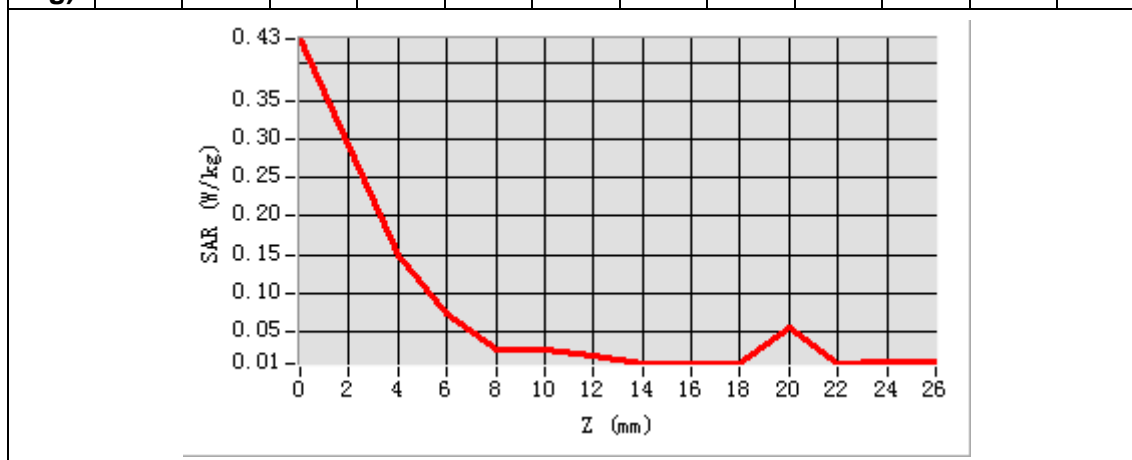
**NOTE:** This document is issued by MORLAB, the test report shall not be reproduced except in full without prior written permission of the company. The test results apply only to the particular sample(s) tested and to the specific tests carried out which is available on request for validation and information confirmed at our website.

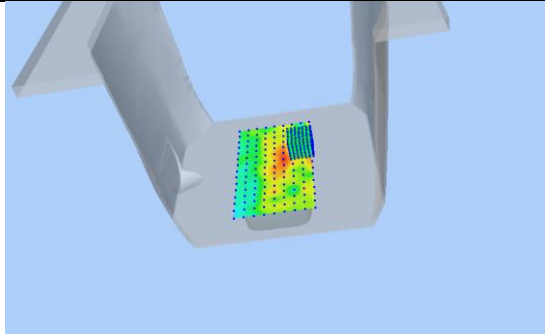
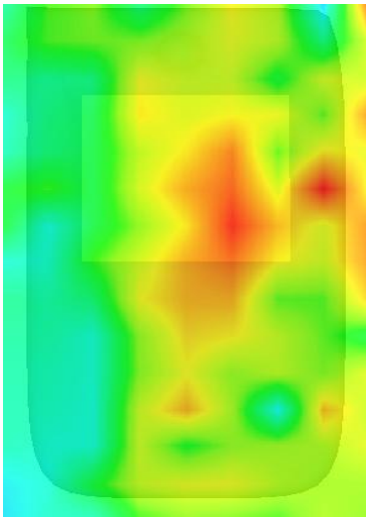
Maximum location: X=30.00, Y=18.00

SAR Peak: 0.53 W/kg

SAR 10g (W/Kg)	0.063539
SAR 1g (W/Kg)	0.145741

Z (m m)	0.00	4.00	6.00	8.00	10.0	12.0	14.0	16.0	18.0	20.0	22.0	24.0
SA R (W/ Kg)	0.43 09	0.14 93	0.07 24	0.02 70	0.02 59	0.01 94	0.00 90	0.00 94	0.00 92	0.05 58	0.00 82	0.00 97



3D screen shot	Hot spot position
	

**NOTE:** This document is issued by MORLAB, the test report shall not be reproduced except in full without prior written permission of the company. The test results apply only to the particular sample(s) tested and to the specific tests carried out which is available on request for validation and information confirmed at our website.