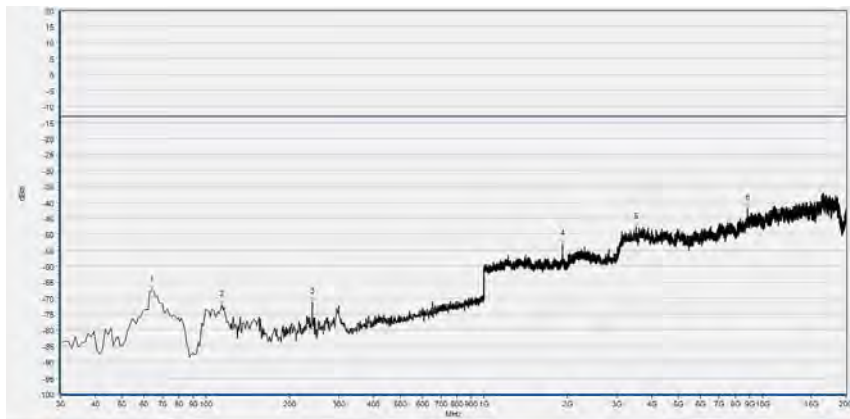


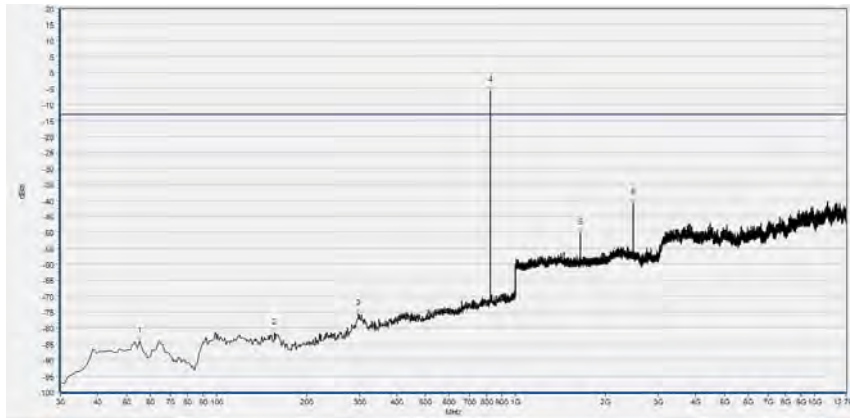
Num	Freq(MHz)	PK	limit PK	Antenna	Verdict
1	63.950	-70.92	-13.00	Horizontal	PASS
2	144.460	-67.23	-13.00	Horizontal	PASS
3	1909.804	-55.66	-13.00	Horizontal	PASS
4	3792.908	-47.32	-13.00	Horizontal	PASS
5	5729.405	-45.24	-13.00	Horizontal	PASS
6	9760.611	-42.19	-13.00	Horizontal	PASS

(Plot B5, GSM 1900MHz, Channel = 810, Horizontal)



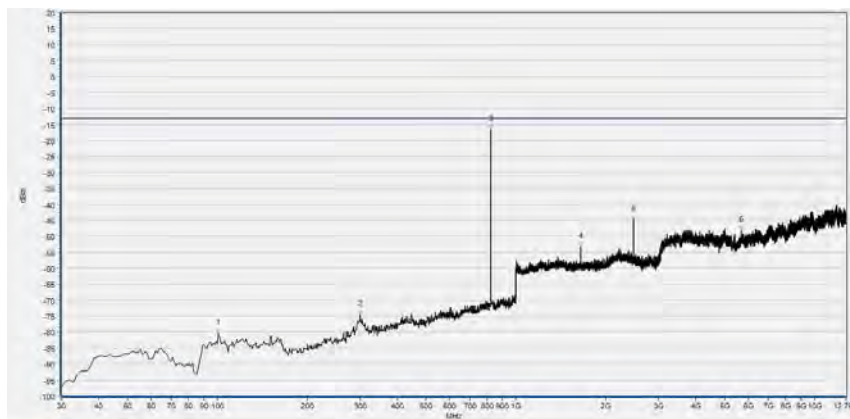
Num	Freq(MHz)	PK	limit PK	Antenna	Verdict
1	63.950	-67.45	-13.00	Vertical	PASS
2	114.390	-72.11	-13.00	Vertical	PASS
3	241.460	-71.22	-13.00	Vertical	PASS
4	1909.804	-53.17	-13.00	Vertical	PASS
5	3508.129	-47.79	-13.00	Vertical	PASS
6	8836.661	-41.97	-13.00	Vertical	PASS

(Plot B6, GSM 1900MHz, Channel = 810, Vertical)



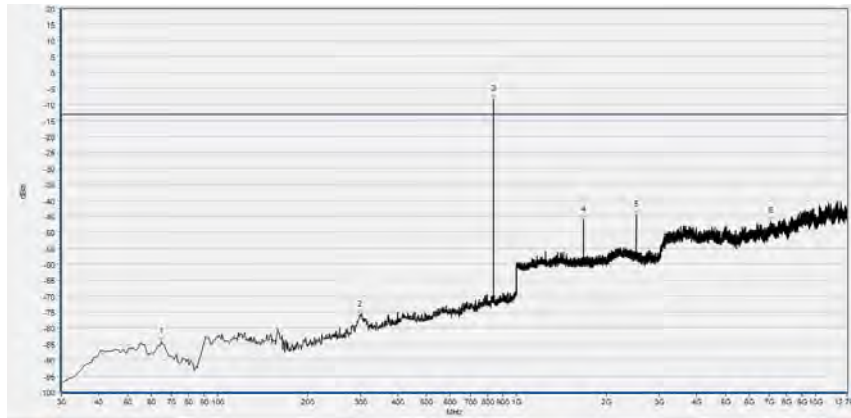
Num	Freq(MHz)	PK	limit PK	Antenna	Verdict
1	55.220	-84.10	-13.00	Horizontal	PASS
2	156.100	-81.51	-13.00	Horizontal	PASS
3	297.720	-75.46	-13.00	Horizontal	PASS
4	824.430	-5.74	-13.00	Horizontal	PASS
5	1647.939	-50.07	-13.00	Horizontal	N/A
6	2471.949	-40.75	-13.00	Horizontal	PASS

(Plot C1, EGPRS 850MHz, Channel = 128, Horizontal)



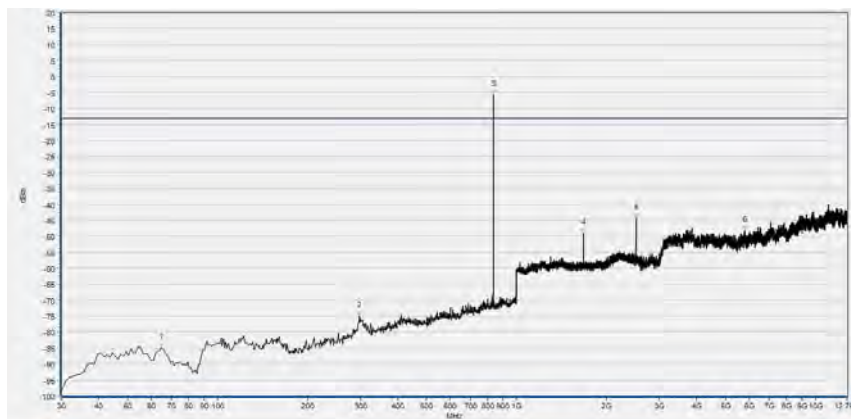
Num	Freq(MHz)	PK	limit PK	Antenna	Verdict
1	100.810	-80.43	-13.00	Vertical	PASS
2	300.630	-74.49	-13.00	Vertical	PASS
3	824.430	-16.64	-13.00	Vertical	N/A
4	1648.579	-53.34	-13.00	Vertical	PASS
5	2471.949	-44.83	-13.00	Vertical	PASS
6	5686.161	-48.13	-13.00	Vertical	PASS

(Plot C2, EGPRS 850MHz, Channel = 128, Vertical)



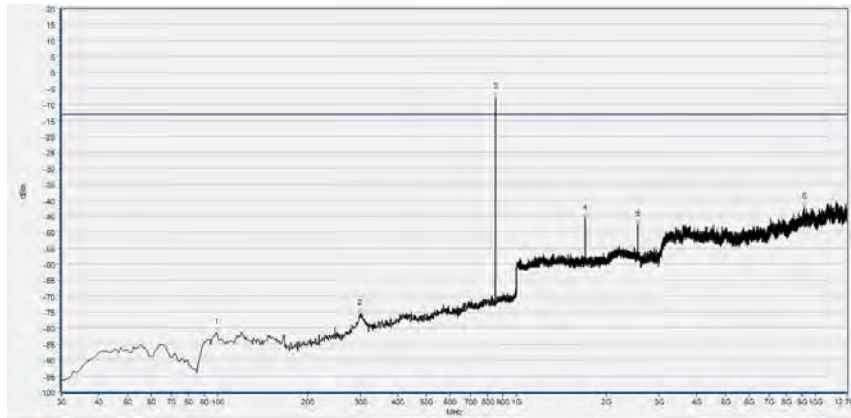
Num	Freq(MHz)	PK	limit PK	Antenna	Verdict
1	64.920	-84.26	-13.00	Horizontal	PASS
2	298.690	-75.84	-13.00	Horizontal	PASS
3	837.040	-8.34	-13.00	Horizontal	N/A
4	1672.909	-46.15	-13.00	Horizontal	PASS
5	2509.724	-44.66	-13.00	Horizontal	PASS
6	7066.812	-46.51	-13.00	Horizontal	PASS

(Plot C3, EGPRS 850MHz, Channel = 190, Horizontal)



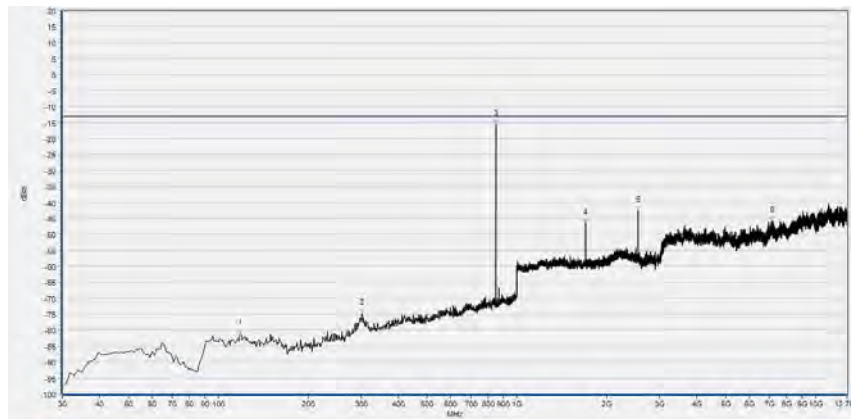
Num	Freq(MHz)	PK	limit PK	Antenna	Verdict
1	64.920	-84.73	-13.00	Vertical	PASS
2	297.720	-75.06	-13.00	Vertical	PASS
3	836.070	-5.80	-13.00	Vertical	N/A
4	1672.909	-48.97	-13.00	Vertical	PASS
5	2509.724	-44.32	-13.00	Vertical	PASS
6	5800.600	-48.06	-13.00	Vertical	PASS

(Plot C4, EGPRS 850MHz, Channel = 190, Vertical)



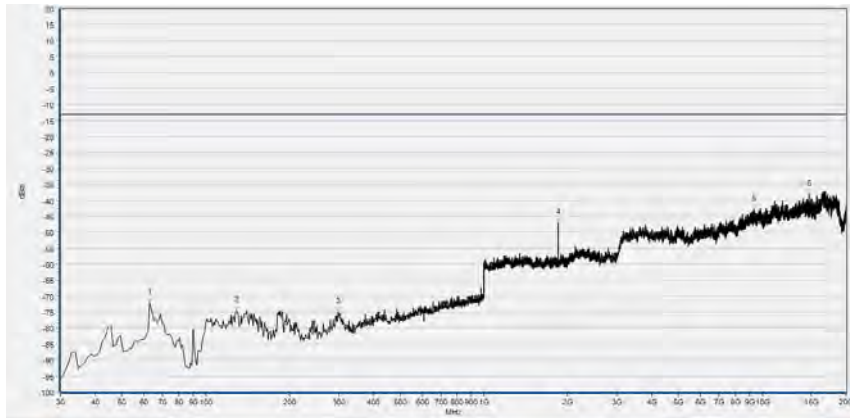
Num	Freq(MHz)	PK	limit PK	Antenna	Verdict
1	98.870	-81.31	-13.00	Horizontal	PASS
2	299.660	-75.37	-13.00	Horizontal	PASS
3	848.680	-7.60	-13.00	Horizontal	N/A
4	1697.239	-45.79	-13.00	Horizontal	PASS
5	2546.218	-47.42	-13.00	Horizontal	PASS
6	9156.247	-42.22	-13.00	Horizontal	PASS

(Plot C5, EGPRS 850MHz, Channel = 251, Horizontal)



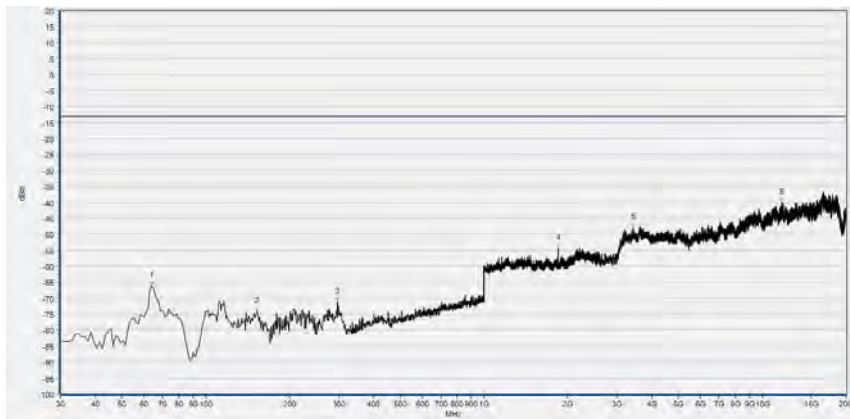
Num	Freq(MHz)	PK	limit PK	Antenna	Verdict
1	118.270	-81.05	-13.00	Vertical	PASS
2	302.570	-74.74	-13.00	Vertical	PASS
3	848.680	-15.44	-13.00	Vertical	N/A
4	1697.239	-46.63	-13.00	Vertical	PASS
5	2546.218	-42.67	-13.00	Vertical	PASS
6	7153.564	-45.65	-13.00	Vertical	PASS

(Plot C6, EGPRS 850MHz, Channel = 251, Vertical)



Num	Freq(MHz)	PK	limit PK	Antenna	Verdict
1	62.980	-72.02	-13.00	Horizontal	PASS
2	128.940	-74.54	-13.00	Horizontal	PASS
3	298.690	-75.01	-13.00	Horizontal	PASS
4	1850.260	-56.04	-13.00	Horizontal	PASS
5	9330.278	-42.79	-13.00	Horizontal	PASS
6	14750.573	-38.13	-13.00	Horizontal	PASS

(Plot D1, EGPRS 1900MHz, Channel = 512, Horizontal)



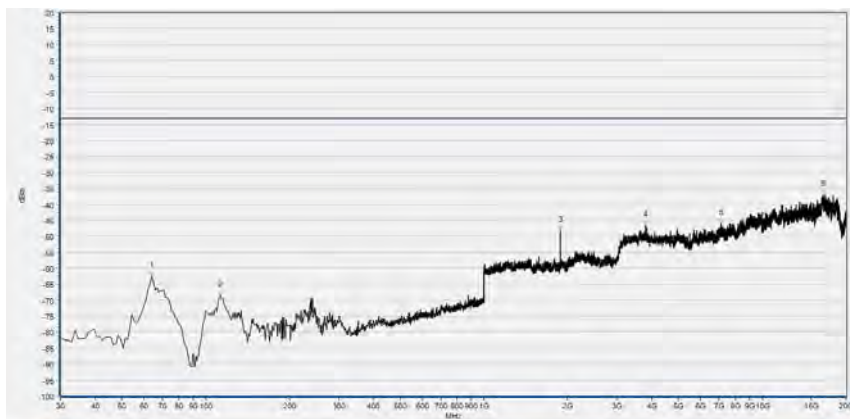
Num	Freq(MHz)	PK	limit PK	Antenna	Verdict
1	63.950	-66.16	-13.00	Vertical	PASS
2	152.220	-74.15	-13.00	Vertical	PASS
3	297.720	-71.27	-13.00	Vertical	PASS
4	1850.260	-54.42	-13.00	Vertical	PASS
5	3435.352	-48.04	-13.00	Vertical	PASS
6	11728.751	-40.09	-13.00	Vertical	PASS

(Plot D2, EGPRS 1900MHz, Channel = 512, Vertical)



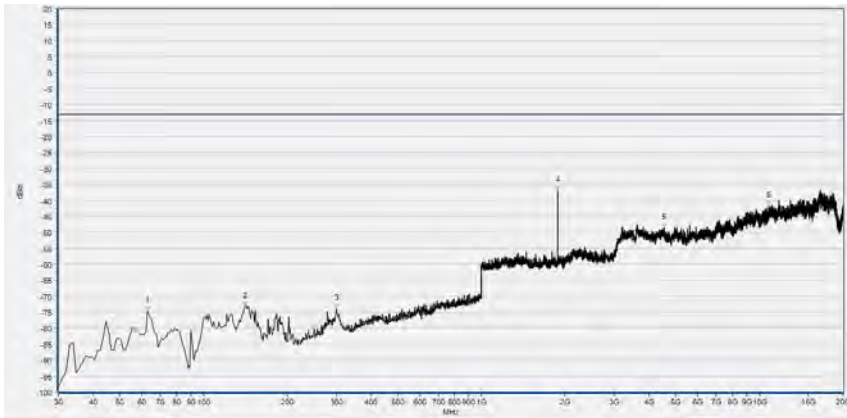
Num	Freq(MHz)	PK	limit PK	Antenna	Verdict
1	122.150	-69.46	-13.00	Horizontal	PASS
2	299.660	-72.41	-13.00	Horizontal	PASS
3	1202.321	-56.98	-13.00	Horizontal	PASS
4	1879.712	-55.72	-13.00	Horizontal	PASS
5	5223.131	-47.53	-13.00	Horizontal	PASS
6	11061.102	-38.69	-13.00	Horizontal	PASS

(Plot D3, EGPRS 1900MHz, Channel = 661, Horizontal)



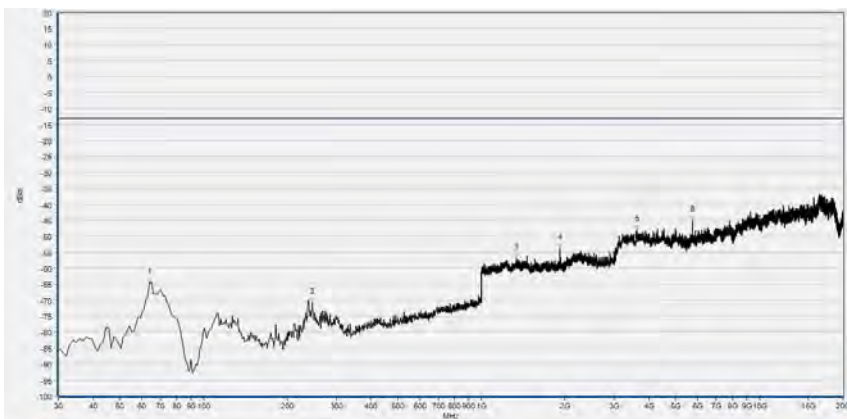
Num	Freq(MHz)	PK	limit PK	Antenna	Verdict
1	63.950	-62.49	-13.00	Vertical	PASS
2	112.450	-68.44	-13.00	Vertical	PASS
3	1879.712	-56.17	-13.00	Vertical	PASS
4	3792.908	-46.57	-13.00	Vertical	PASS
5	7093.181	-45.95	-13.00	Vertical	PASS
6	16541.517	-36.99	-13.00	Vertical	PASS

(Plot D4, EGPRS 1900MHz, Channel = 661, Vertical)



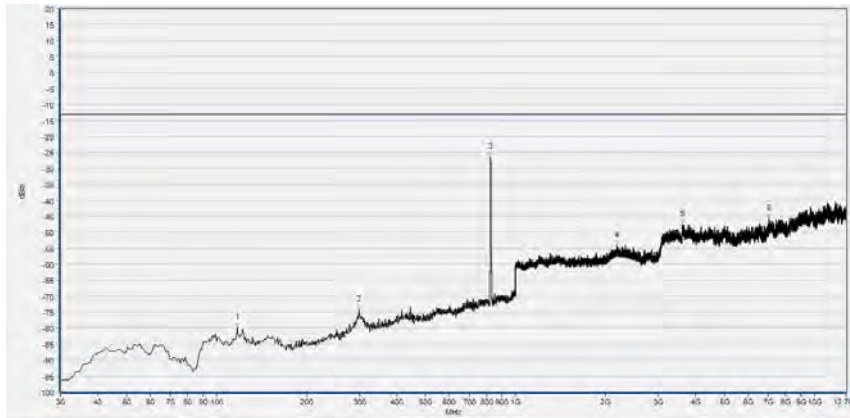
Num	Freq(MHz)	PK	limit PK	Antenna	Verdict
1	62.980	-74.82	-13.00	Horizontal	PASS
2	141.550	-73.07	-13.00	Horizontal	PASS
3	300.630	-73.96	-13.00	Horizontal	PASS
4	1879.712	-59.62	-13.00	Horizontal	PASS
5	4533.333	-48.65	-13.00	Horizontal	PASS
6	10826.950	-41.67	-13.00	Horizontal	PASS

(Plot D5, EGPRS 1900MHz, Channel = 810, Horizontal)



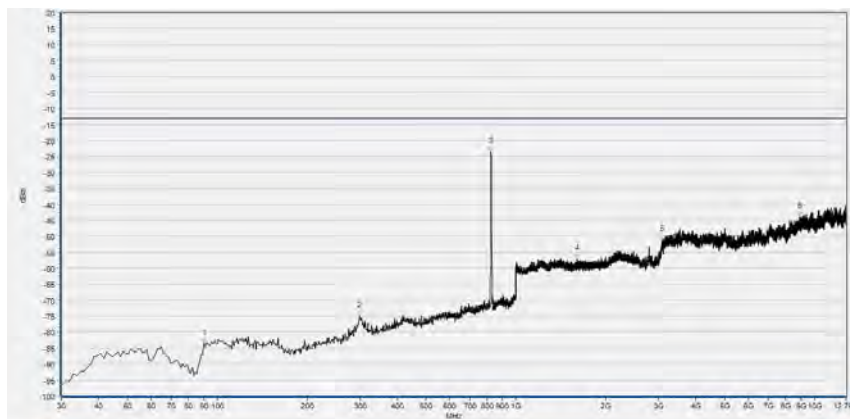
Num	Freq(MHz)	PK	limit PK	Antenna	Verdict
1	63.950	-64.53	-13.00	Vertical	PASS
2	246.310	-70.71	-13.00	Vertical	PASS
3	1332.293	-56.94	-13.00	Vertical	PASS
4	1909.164	-53.66	-13.00	Vertical	PASS
5	3622.040	-47.89	-13.00	Vertical	PASS
6	5729.405	-44.98	-13.00	Vertical	PASS

(Plot D6, EGPRS 1900MHz, Channel = 810, Vertical)



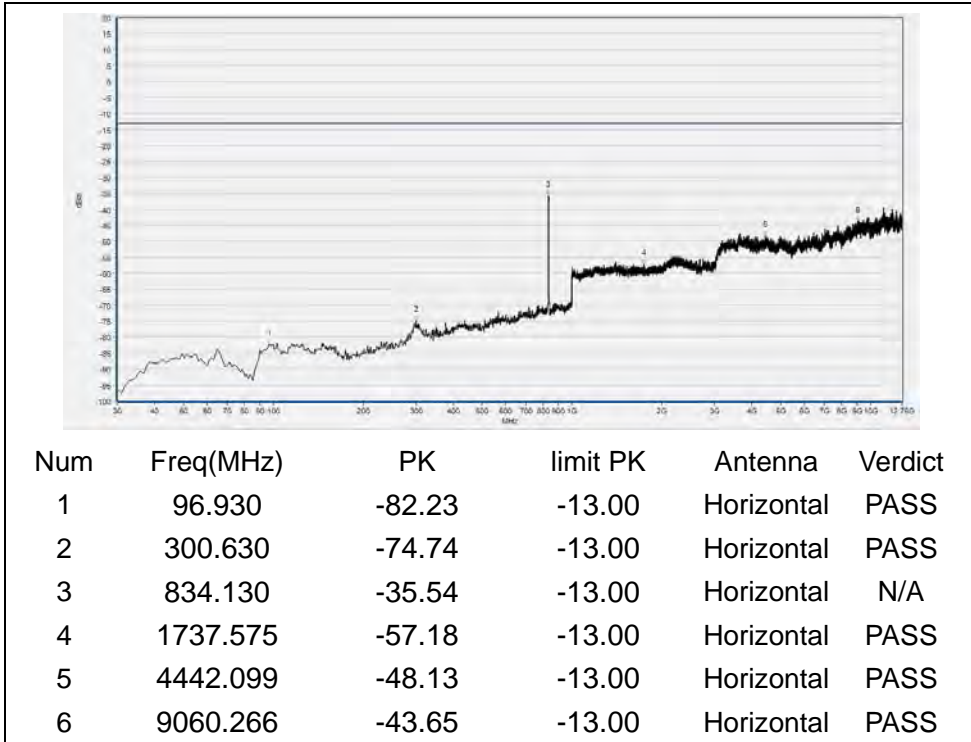
Num	Freq(MHz)	PK	limit PK	Antenna	Verdict
1	117.300	-79.95	-13.00	Horizontal	PASS
2	299.660	-74.25	-13.00	Horizontal	PASS
3	825.400	-26.44	-13.00	Horizontal	N/A
4	2185.754	-54.25	-13.00	Horizontal	PASS
5	3620.722	-47.48	-13.00	Horizontal	PASS
6	7052.046	-45.79	-13.00	Horizontal	PASS

(Plot E1, WCDMA 850MHz, Channel = 4132, Horizontal)

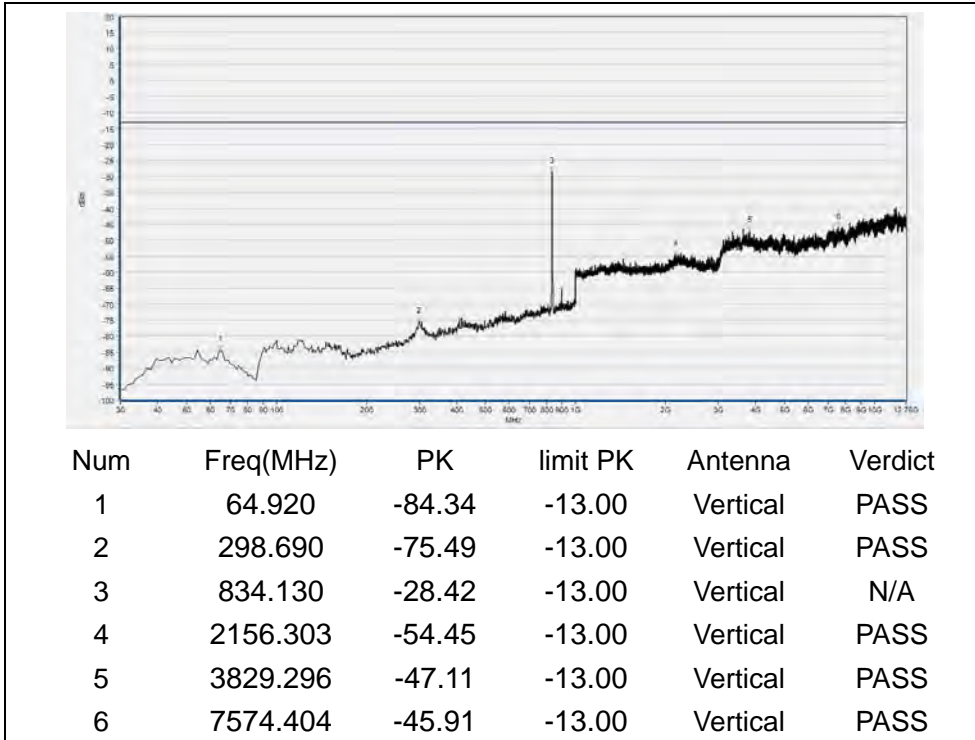


Num	Freq(MHz)	PK	limit PK	Antenna	Verdict
1	90.140	-83.54	-13.00	Vertical	PASS
2	299.660	-74.92	-13.00	Vertical	PASS
3	824.430	-23.65	-13.00	Vertical	N/A
4	1600.560	-57.03	-13.00	Vertical	PASS
5	3079.905	-51.15	-13.00	Vertical	PASS
6	8918.140	-43.94	-13.00	Vertical	PASS

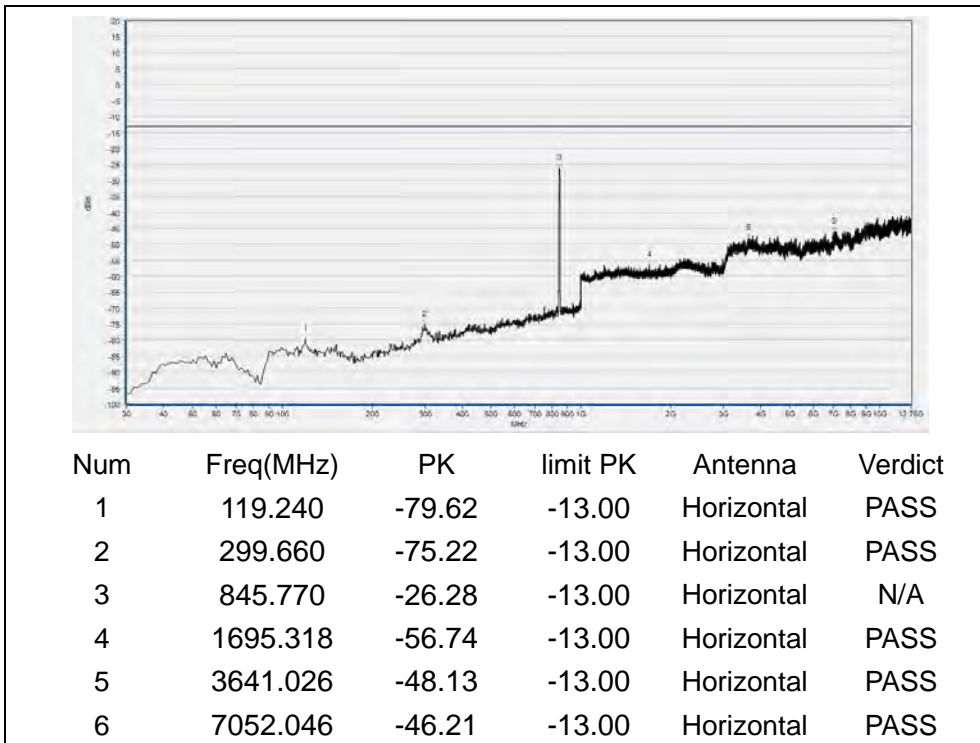
(Plot E2, WCDMA 850MHz, Channel = 4132, Vertical)



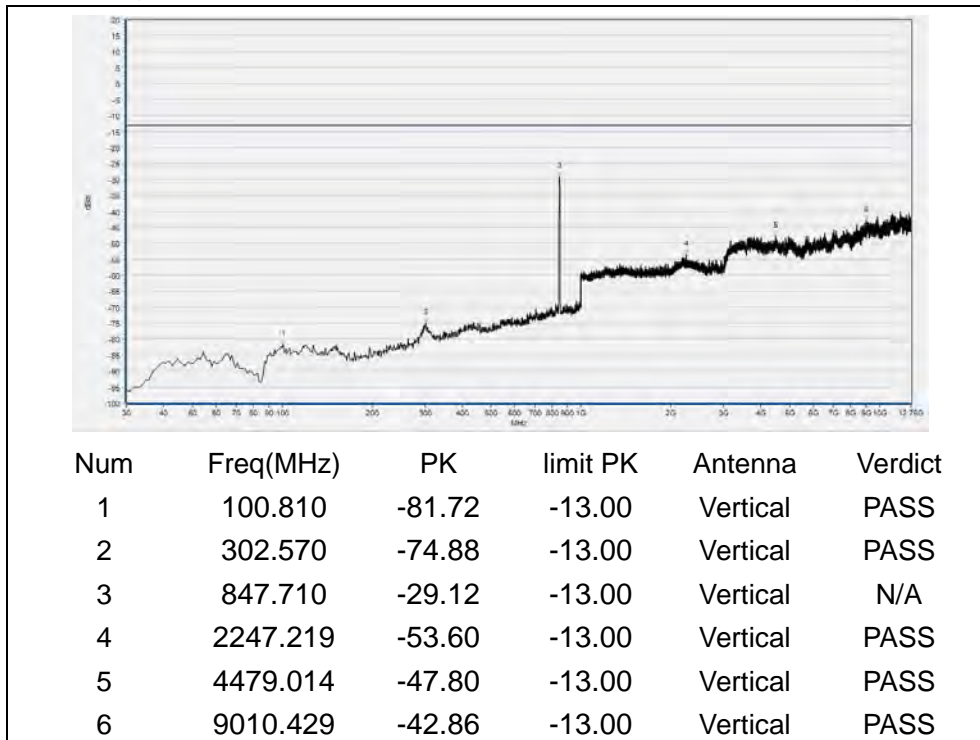
(Plot E3, WCDMA 850MHz, Channel = 4175, Horizontal)



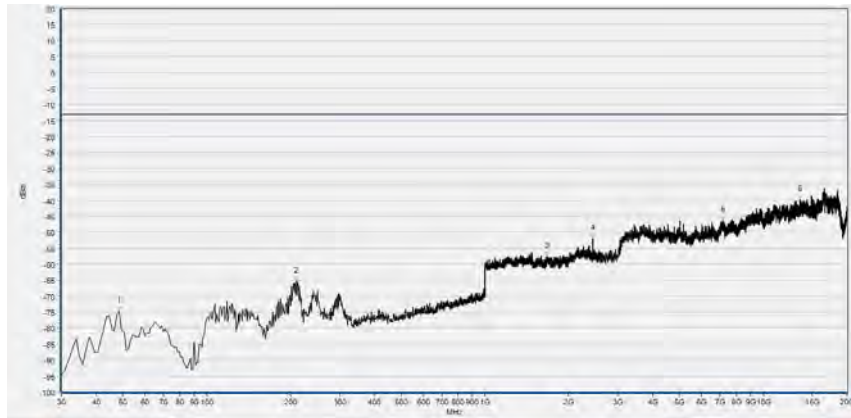
(Plot E4, WCDMA 850MHz, Channel = 4175, Vertical)



(Plot E5, WCDMA 850MHz, Channel = 4233, Horizontal)

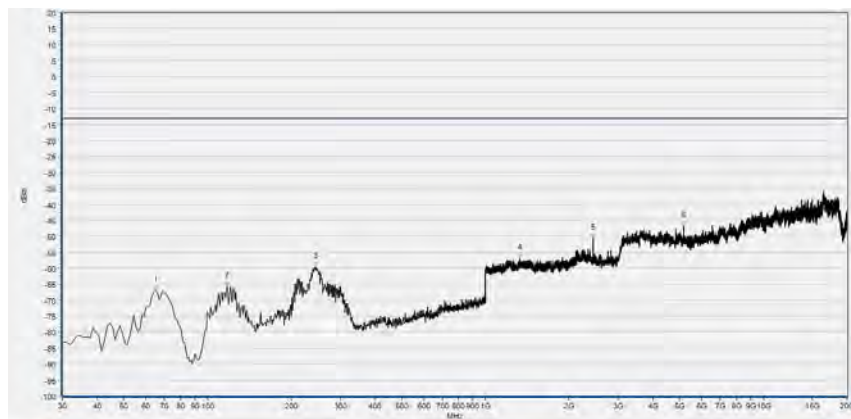


(Plot E6, WCDMA 850MHz, Channel = 4233, Vertical)



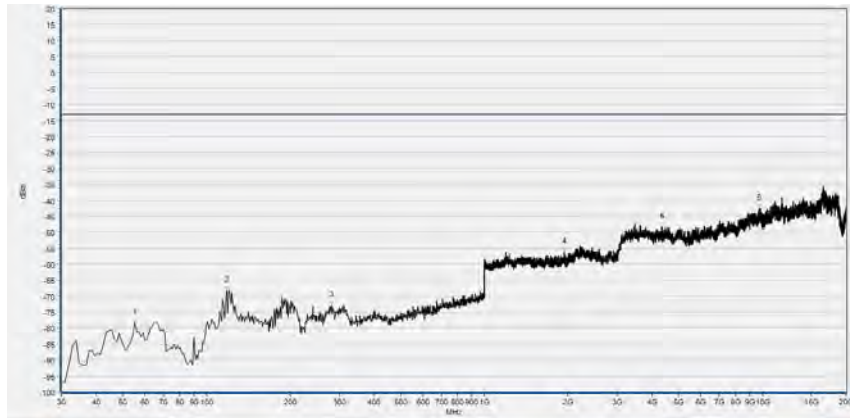
Num	Freq(MHz)	PK	limit PK	Antenna	Verdict
1	48.430	-74.77	-13.00	Horizontal	PASS
2	209.450	-65.26	-13.00	Horizontal	PASS
3	1674.830	-57.52	-13.00	Horizontal	PASS
4	2438.015	-51.91	-13.00	Horizontal	PASS
5	7146.972	-46.46	-13.00	Horizontal	PASS
6	13535.516	-39.57	-13.00	Horizontal	PASS

(Plot F1, WCDMA 1700MHz, Channel = 1312, Horizontal)



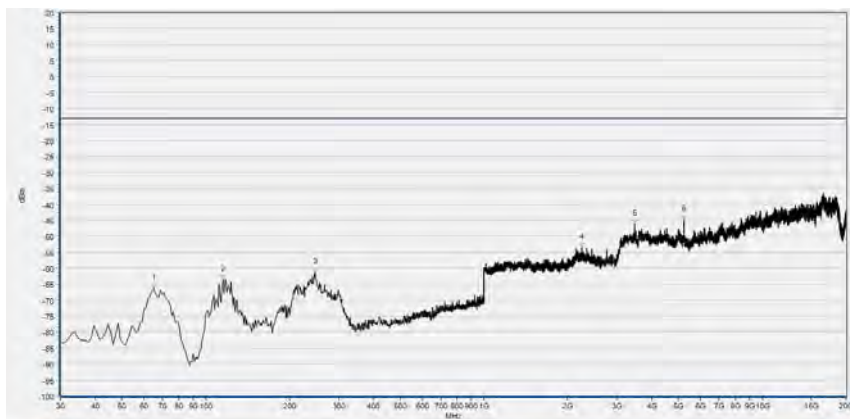
Num	Freq(MHz)	PK	limit PK	Antenna	Verdict
1	64.920	-66.86	-13.00	Vertical	PASS
2	117.300	-65.49	-13.00	Vertical	PASS
3	244.370	-59.51	-13.00	Vertical	PASS
4	1322.689	-56.93	-13.00	Vertical	PASS
5	2436.094	-50.63	-13.00	Vertical	PASS
6	5163.011	-46.82	-13.00	Vertical	PASS

(Plot F2, WCDMA 1700MHz, Channel = 1312, Vertical)



Num	Freq(MHz)	PK	limit PK	Antenna	Verdict
1	55.220	-78.27	-13.00	Horizontal	PASS
2	118.270	-68.20	-13.00	Horizontal	PASS
3	281.230	-73.05	-13.00	Horizontal	PASS
4	1937.335	-56.26	-13.00	Horizontal	PASS
5	4349.809	-48.37	-13.00	Horizontal	PASS
6	9713.148	-42.64	-13.00	Horizontal	PASS

(Plot F3. WCDMA 1700MHz. Channel = 1412, Horizontal)



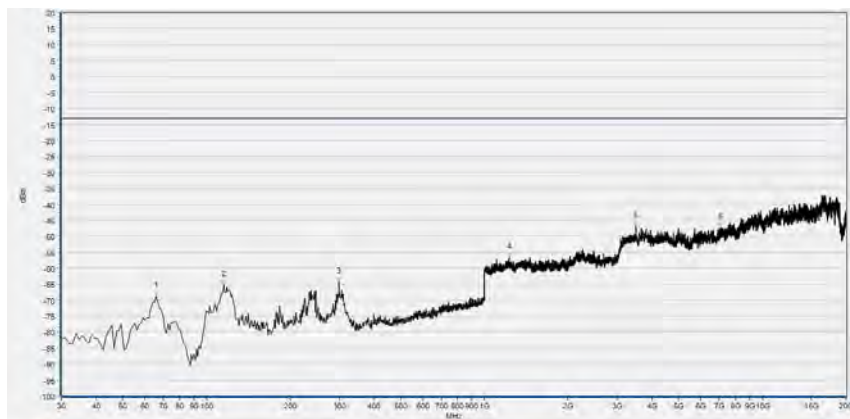
Num	Freq(MHz)	PK	limit PK	Antenna	Verdict
1	64.920	-66.36	-13.00	Vertical	PASS
2	115.360	-63.63	-13.00	Vertical	PASS
3	247.280	-61.36	-13.00	Vertical	PASS
4	2240.176	-53.58	-13.00	Vertical	PASS
5	3482.815	-46.23	-13.00	Vertical	PASS
6	5223.131	-44.72	-13.00	Vertical	PASS

(Plot F4, WCDMA 1700MHz, Channel = 1412, Vertical)



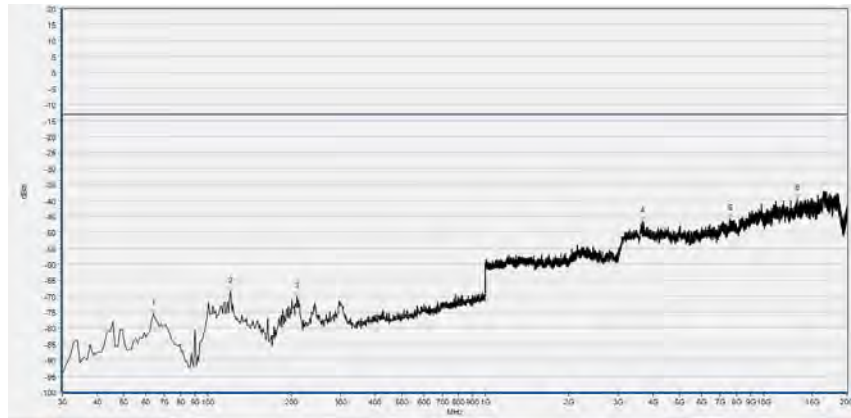
Num	Freq(MHz)	PK	limit PK	Antenna	Verdict
1	66.860	-77.36	-13.00	Horizontal	PASS
2	121.180	-70.63	-13.00	Horizontal	PASS
3	300.630	-69.76	-13.00	Horizontal	PASS
4	1182.473	-57.24	-13.00	Horizontal	PASS
5	3501.800	-47.11	-13.00	Horizontal	PASS
6	7064.703	-45.54	-13.00	Horizontal	PASS

(Plot F5, WCDMA 1700MHz, Channel = 1513, Horizontal)



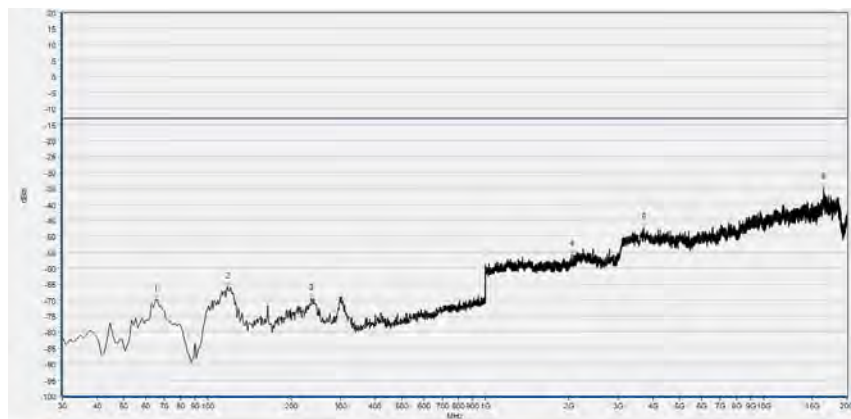
Num	Freq(MHz)	PK	limit PK	Antenna	Verdict
1	65.890	-68.68	-13.00	Vertical	PASS
2	115.360	-65.04	-13.00	Vertical	PASS
3	299.660	-64.18	-13.00	Vertical	PASS
4	1224.730	-56.60	-13.00	Vertical	PASS
5	3501.800	-46.78	-13.00	Vertical	PASS
6	7061.538	-47.22	-13.00	Vertical	PASS

(Plot F6, WCDMA 1700MHz, Channel = 1513, Vertical)



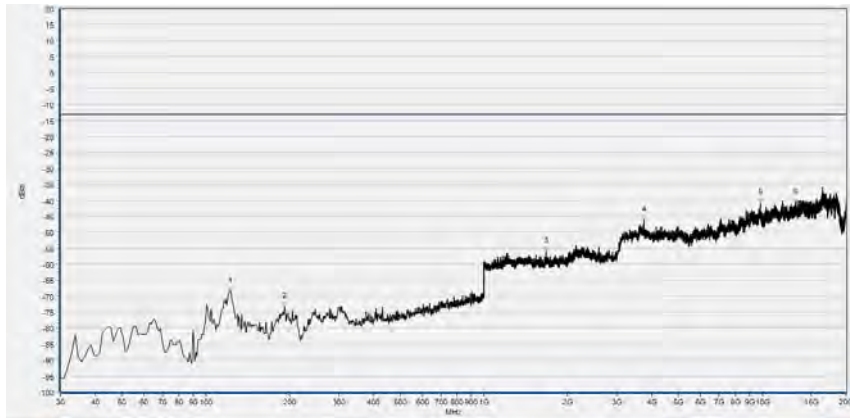
Num	Freq(MHz)	PK	limit PK	Antenna	Verdict
1	63.950	-75.40	-13.00	Horizontal	PASS
2	121.180	-68.54	-13.00	Horizontal	PASS
3	209.450	-70.03	-13.00	Horizontal	PASS
4	3666.339	-46.69	-13.00	Horizontal	PASS
5	7593.126	-45.67	-13.00	Horizontal	PASS
6	13196.945	-39.54	-13.00	Horizontal	PASS

(Plot G1, WCDMA 1900MHz, Channel = 9262, Horizontal)



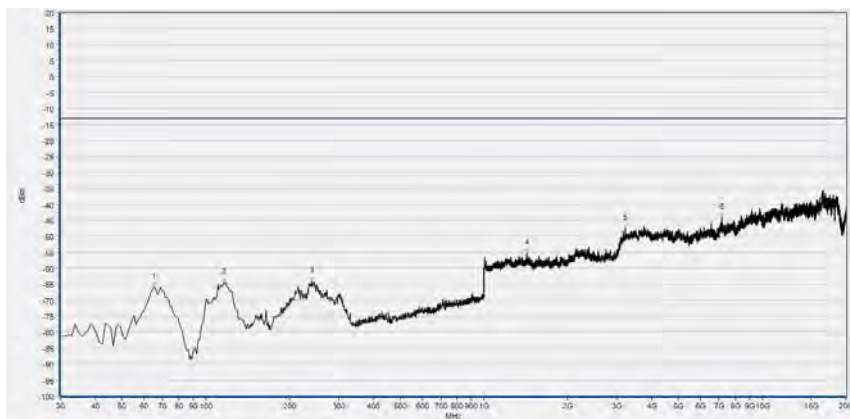
Num	Freq(MHz)	PK	limit PK	Antenna	Verdict
1	64.920	-69.92	-13.00	Vertical	PASS
2	118.270	-65.88	-13.00	Vertical	PASS
3	235.640	-69.36	-13.00	Vertical	PASS
4	2044.898	-55.84	-13.00	Vertical	PASS
5	3701.146	-47.22	-13.00	Vertical	PASS
6	16481.397	-34.77	-13.00	Vertical	PASS

(Plot G2, WCDMA 1900MHz, Channel = 9262, Vertical)



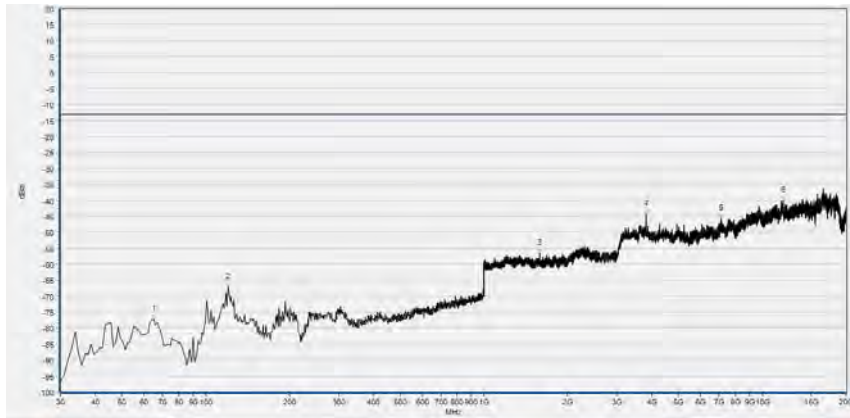
Num	Freq(MHz)	PK	limit PK	Antenna	Verdict
1	122.150	-68.48	-13.00	Horizontal	PASS
2	191.990	-73.16	-13.00	Horizontal	PASS
3	1669.708	-56.04	-13.00	Horizontal	PASS
4	3758.101	-46.20	-13.00	Horizontal	PASS
5	9836.552	-40.84	-13.00	Horizontal	PASS
6	13174.795	-40.74	-13.00	Horizontal	PASS

(Plot G3, WCDMA 1900MHz, Channel = 9400, Horizontal)



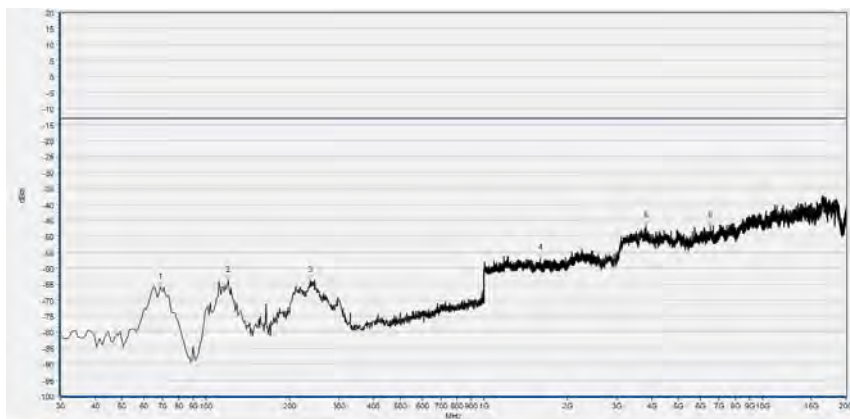
Num	Freq(MHz)	PK	limit PK	Antenna	Verdict
1	64.920	-65.98	-13.00	Vertical	PASS
2	116.330	-64.58	-13.00	Vertical	PASS
3	240.490	-64.02	-13.00	Vertical	PASS
4	1427.051	-55.30	-13.00	Vertical	PASS
5	3220.185	-47.59	-13.00	Vertical	PASS
6	7162.793	-44.07	-13.00	Vertical	PASS

(Plot G4, WCDMA 1900MHz, Channel = 9400, Vertical)



Num	Freq(MHz)	PK	limit PK	Antenna	Verdict
1	64.920	-77.10	-13.00	Horizontal	PASS
2	120.210	-67.17	-13.00	Horizontal	PASS
3	1587.755	-56.55	-13.00	Horizontal	PASS
4	3815.057	-44.41	-13.00	Horizontal	PASS
5	7127.987	-45.79	-13.00	Horizontal	PASS
6	11896.454	-40.18	-13.00	Horizontal	PASS

(Plot G5, WCDMA 1900MHz, Channel = 9538, Horizontal)



Num	Freq(MHz)	PK	limit PK	Antenna	Verdict
1	68.800	-66.06	-13.00	Vertical	PASS
2	120.210	-63.83	-13.00	Vertical	PASS
3	237.580	-63.85	-13.00	Vertical	PASS
4	1589.036	-56.95	-13.00	Vertical	PASS
5	3811.893	-46.86	-13.00	Vertical	PASS
6	6517.294	-46.87	-13.00	Vertical	PASS

(Plot G6, WCDMA 1900MHz, Channel = 9538, Vertical)



Annex A Test Uncertainty

Where relevant, the following measurement uncertainty levels have been estimated for test performed on the EUT as specified in CISPR 16-1-2:

Test items	Uncertainty
Output Power	$\pm 2.22\text{dB}$
Bandwidth	$\pm 5\%$
Conducted Spurious Emission	$\pm 2.77\text{ dB}$
Radiated Emission	$\pm 2.95\text{dB}$

This uncertainty represent an expanded uncertainty expressed at approximately the 95% confidence level using a coverage factor of $k=2$



Annex B Testing Laboratory Information

1. Identification of the Responsible Testing Laboratory

Company Name:	Shenzhen Morlab Communications Technology Co., Ltd.
Department:	Morlab Laboratory
Address:	FL.3, Building A, FeiYang Science Park, No.8 LongChang Road, Block 67, BaoAn District, ShenZhen, Guangdong Province, P. R. China
Responsible Test Lab Manager:	Mr. Su Feng
Telephone:	+86 755 36698555
Facsimile:	+86 755 36698525

2. Identification of the Responsible Testing Location

Name:	Shenzhen Morlab Communications Technology Co., Ltd. Morlab Laboratory
Address:	FL.3, Building A, FeiYang Science Park, No.8 LongChang Road, Block 67, BaoAn District, ShenZhen, Guangdong Province, P. R. China

3. Facilities and Accreditations

All measurement facilities used to collect the measurement data are located at FL.3, Building A, FeiYang Science Park, Block 67, BaoAn District, Shenzhen, 518101 P. R. China. The test site is constructed in conformance with the requirements of ANSI C63.10-2013 and CISPR Publication 22; the FCC designation number is CN1192.



4. Test Equipments Utilized

4.1 Conducted Test Equipments

Equipment Name	Serial No.	Type	Manufacturer	Cal. Date	Cal. Due
Power Splitter	NW521	1506A	Weinschel	2017.05.24	2018.05.23
Attenuator 1	(N/A.)	10dB	Resnet	2017.05.24	2018.05.23
Attenuator 2	(N/A.)	3dB	Resnet	2017.05.24	2018.05.23
EXA Signal Analyzer	MY53470836	N9010A	Agilent	2017.12.03	2018.12.02
Wireless synthesizer	MY48364176	8960 -E5515C	Agilent	2017.05.24	2018.05.23
RF cable (30MHz-26GHz)	CB01	RF01	Morlab	N/A	N/A
Coaxial cable	CB02	RF02	Morlab	N/A	N/A
SMA connector	CN01	RF03	HUBER-SUHNER	N/A	N/A
Temperature Chamber	(N/A)	HUT705P	CHONGQING HANBA EXPERIMENTAL EQUIPMENT CO.,LTD	2017.05.24	2018.05.23

4.2 Auxiliary Test Equipment

Equipment Name	Model No.	Brand Name	Manufacturer	Cal.Date	Cal. Due
Computer	T430i	Think Pad	Lenovo	N/A	N/A

**4.3 Radiated Test Equipments**

Equipment Name	Serial No.	Type	Manufacturer	Cal. Date	Cal. Due
Receiver	MY54130016	N9038A	Agilent	2018.05.08	2019.05.07
Test Antenna - Bi-Log	9163-519	VULB 9163	Schwarzbeck	2018.05.08	2019.05.07
Test Antenna - Horn	9170C-531	BBHA9170	Schwarzbeck	2017.09.13	2018.09.12
Test Antenna - Loop	1519-022	FMZB1519	Schwarzbeck	2018.03.03	2019.03.02
Test Antenna - Horn	01774	BBHA 9120D	Schwarzbeck	2017.09.13	2018.09.12
Coaxial cable (N male) (9KHz-30MHz)	CB04	EMC04	Morlab	N/A	N/A
Coaxial cable (N male) (30MHz-26GHz)	CB02	EMC02	Morlab	N/A	N/A
Coaxial cable (N male) (30MHz-26GHz)	CB03	EMC03	Morlab	N/A	N/A
1-18GHz pre-Amplifier	MA02	TS-PR18	Rohde& Schwarz	2018.05.08	2019.05.07
18-26.5GHz pre-Amplifier	MA03	TS-PR18	Rohde& Schwarz	2018.05.08	2019.05.07
Anechoic Chamber	N/A	9m*6m*6m	CRT	2017.11.19	2020.11.18

————— END OF REPORT —————