

Appendix B: SAR Measurement results Plots

Plot	Frequency/Mode	Testing Position and Channel	Test Date
1	GSM850	Right Cheek Middle	2019/07/05
2	GSM850/GPRS4Tx	Body Back, Middle ,10mm	2019/07/05
3	GSM1900	Left Cheek Middle	2019/07/08
4	GSM1900/GPRS4Tx	Body Back Middle ,10mm	2019/07/08
5	WCDMA1900	Left Cheek Middle	2019/07/08
6	WCDMA1900	Body Back, Middle ,10mm	2019/07/08
7	WCDMA1700	Left Cheek Middle	2019/07/05
8	WCDMA1700	Body Back, Middle ,10mm	2019/07/05
9	WCDMA850	Right Cheek Middle	2019/07/04
10	WCDMA850	Body Back, Middle ,10mm	2019/07/04
11	LTE Band2	Left Cheek Middle	2019/07/08
12	LTE Band2	Body Back, Middle ,10mm	2019/07/08
13	LTE Band4	Left Cheek Middle	2019/07/05
14	LTE Band4	Body Back, Middle ,10mm	2019/07/05
15	LTE Band7	Left Cheek Middle	2019/07/10
16	LTE Band7	Body Back, Middle ,10mm	2019/07/10
17	LTE Band7	Edge C, Middle ,10mm	2019/07/10
18	LTE Band12	Left Cheek Middle	2019/07/03
19	LTE Band12	Body Back, Middle ,10mm	2019/07/03
20	LTE Band17	Right Cheek Middle	2019/07/03
21	LTE Band17	Body Back, Middle ,10mm	2019/07/03
22	LTE Band25	Left Cheek Middle	2019/07/08
23	LTE Band25	Body Back, Middle ,10mm	2019/07/08
24	LTE Band66	Left Cheek Middle	2019/07/05
25	LTE Band66	Body Back, Middle ,10mm	2019/07/05
26	WIFI 2.4G 802.11b	Right Cheek Middle	2019/07/09
27	WIFI 2.4G 802.11b	Body Back, Middle ,10mm	2019/07/09
28	BT 3.0 GFCK	Left Cheek Middle	2019/07/09
29	BT 3.0 GFCK	Body Back, Middle ,10mm	2019/07/09
30	WIFI 5G 802.11a(20MHz)	Right Cheek Middle	2019/07/11
31	WIFI 5G 802.11a(20MHz)	Body Back, Middle ,10mm	2019/07/11
32	LTE Band5	Right Cheek Middle	2019/10/08
33	LTE Band5	Body Back, Middle ,10mm	2019/10/08

Plot 1: GSM850, Right Cheek, Middle

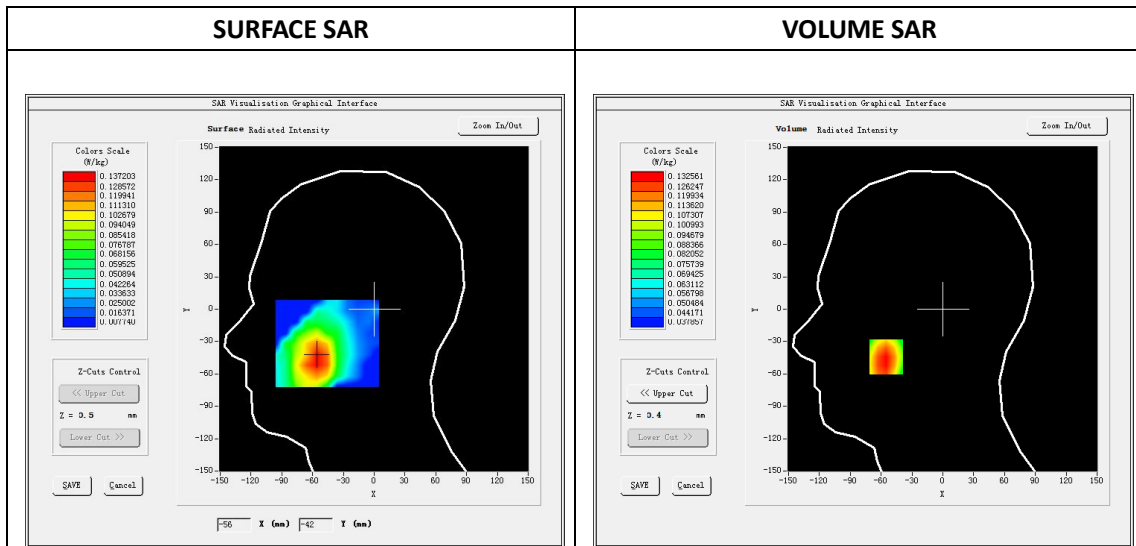
Type: Phone measurement
 Date of measurement: 07/04/2019
 Measurement duration: 22 minutes 03 seconds
 Mobile Phone IMEI number: --

A. Experimental conditions.

Area Scan	dx=8mm dy=8mm
ZoomScan	5x5x7,dx=8mm dy=8mm dz=5mm
Phantom	Validation plane
Device Position	Right Cheek
Band	GSM850
Channels	190
Signal	GSM (Duty cycle: 1:8.3)

B. SAR Measurement Results

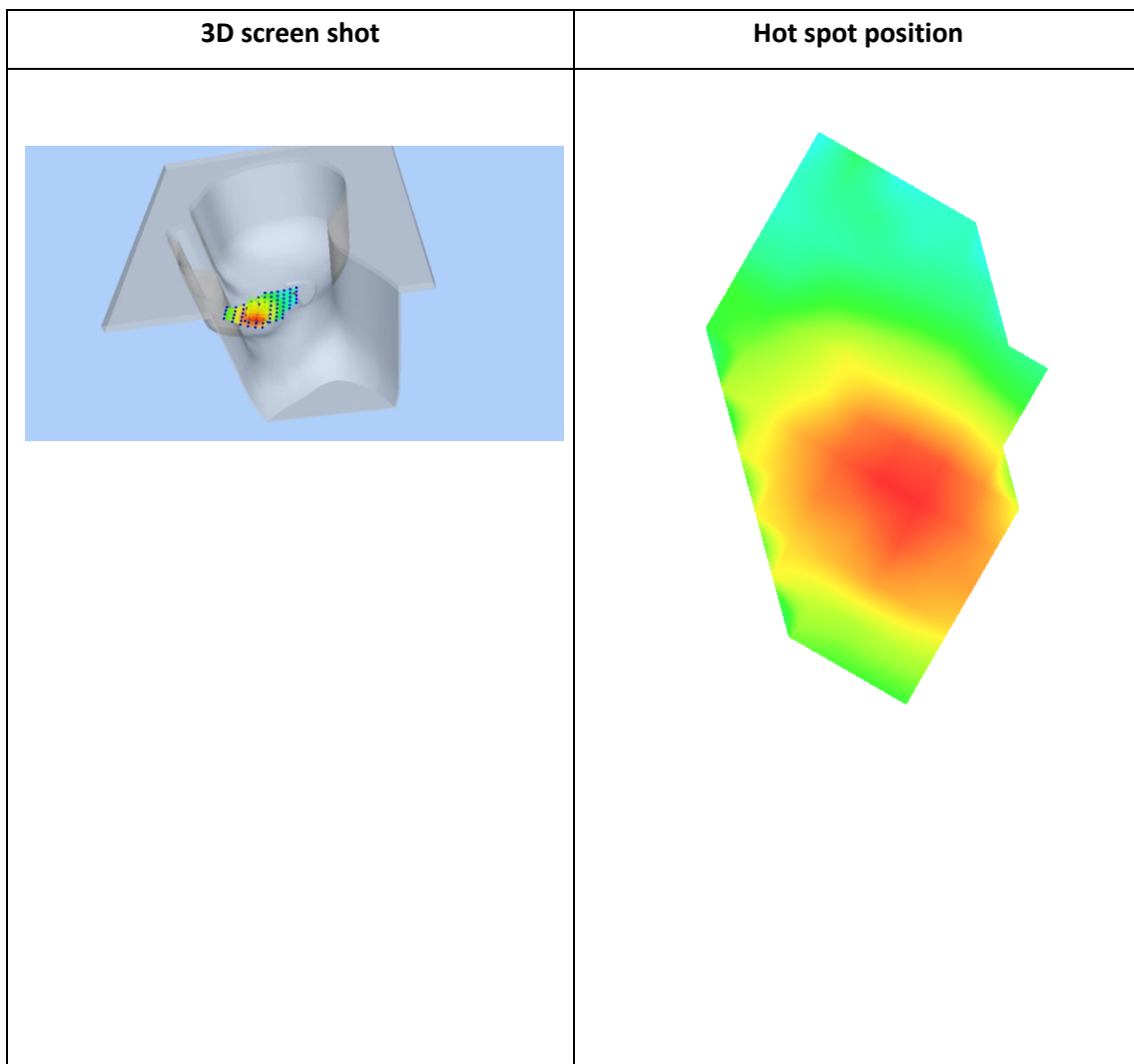
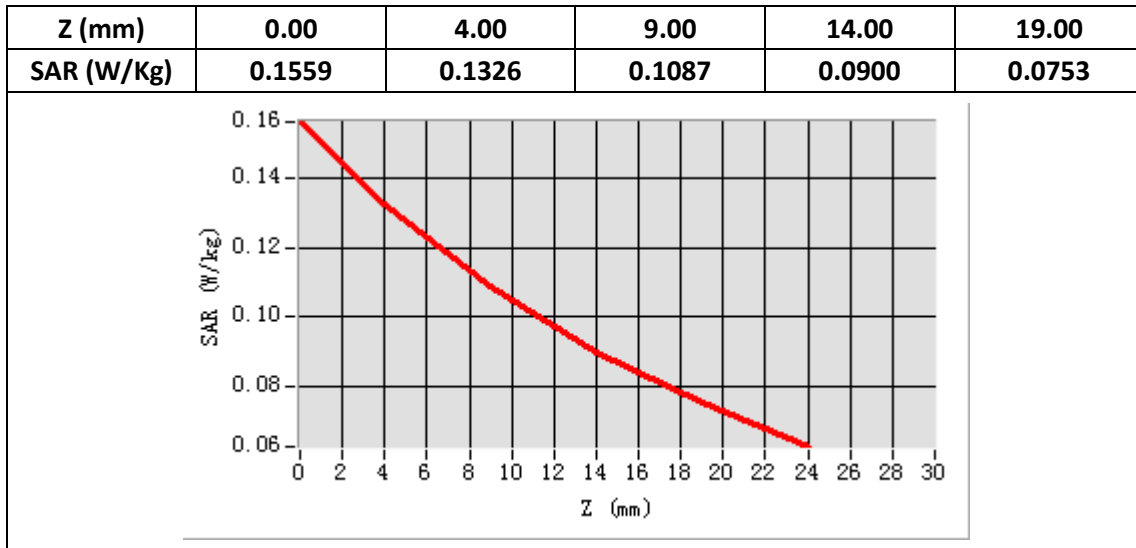
E-Field Probe	SATIMO SN_27/15_EPG0261
Frequency (MHz)	836.6
Relative permittivity (real part)	41.42
Relative permittivity (imaginary part)	19.40
Conductivity (S/m)	0.90
Variation (%)	-4.12
ConvF:	1.92



Maximum location: X=-55.00, Y=-44.00

SAR Peak: 0.16W/kg

SAR 10g (W/Kg)	0.101221
SAR 1g (W/Kg)	0.131016



Plot 2: GPRS850, Back, Middle,10mm

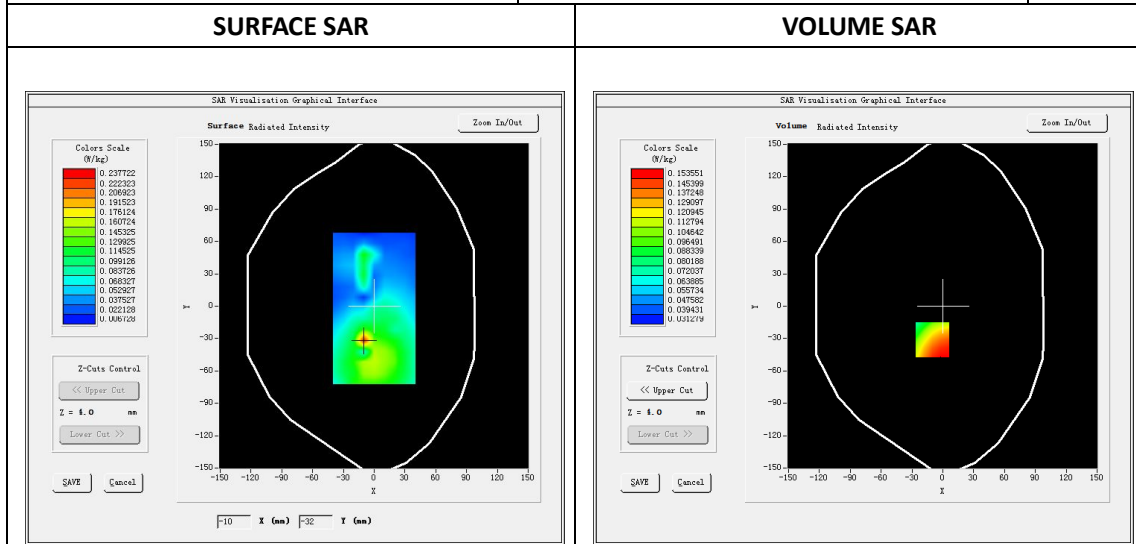
Type: Phone measurement
 Date of measurement: 07/04/2019
 Measurement duration: 22 minutes 02 seconds
 Mobile Phone IMEI number: --

A. Experimental conditions.

Area Scan	dx=8mm dy=8mm
ZoomScan	5x5x7,dx=8mm dy=8mm dz=5mm
Phantom	Validation plane
Device Position	Back
Band	GSPRS850_4Tx
Channels	190
Signal	GPRS(Duty cycle: 1:2)

B. SAR Measurement Results

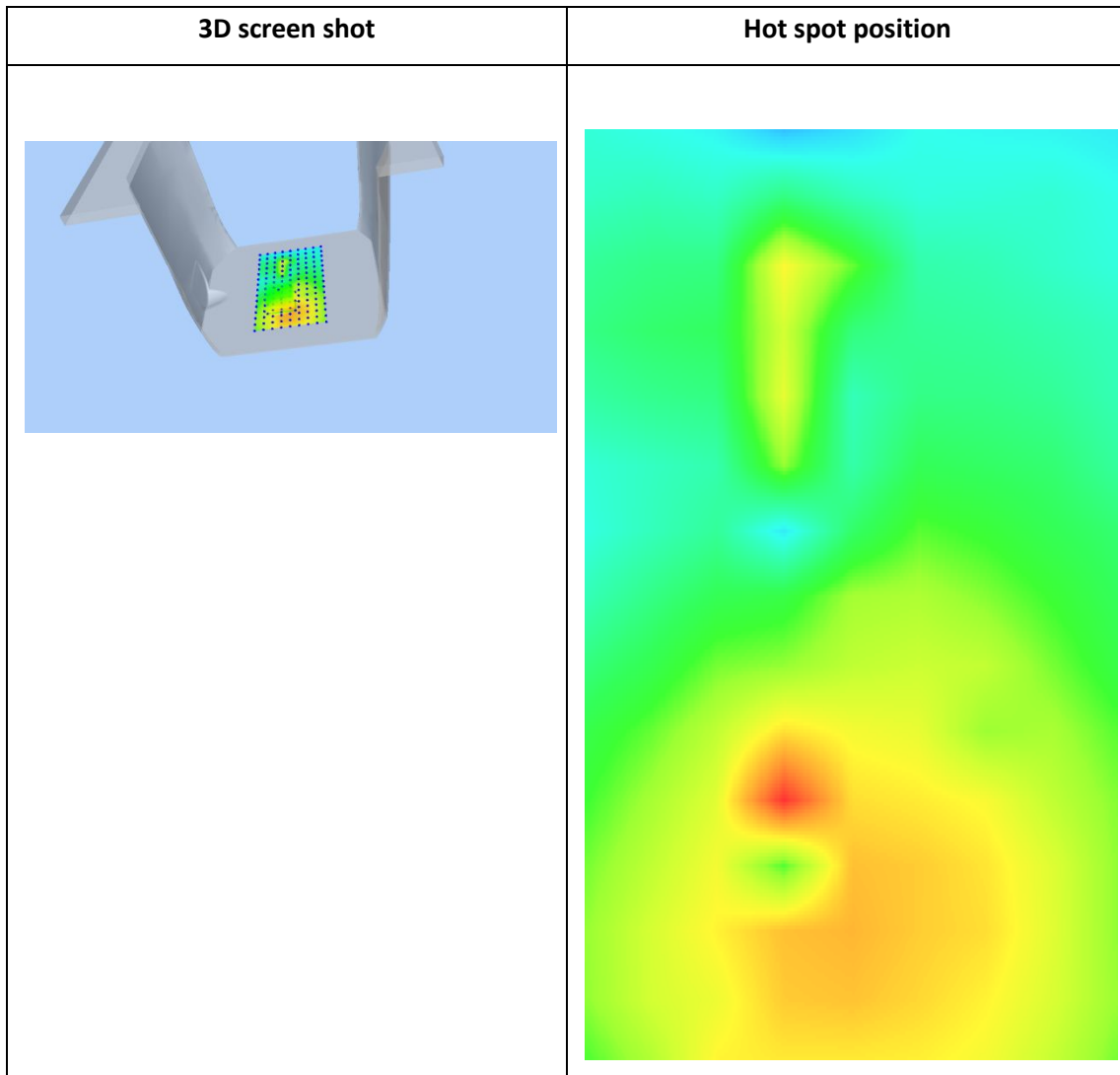
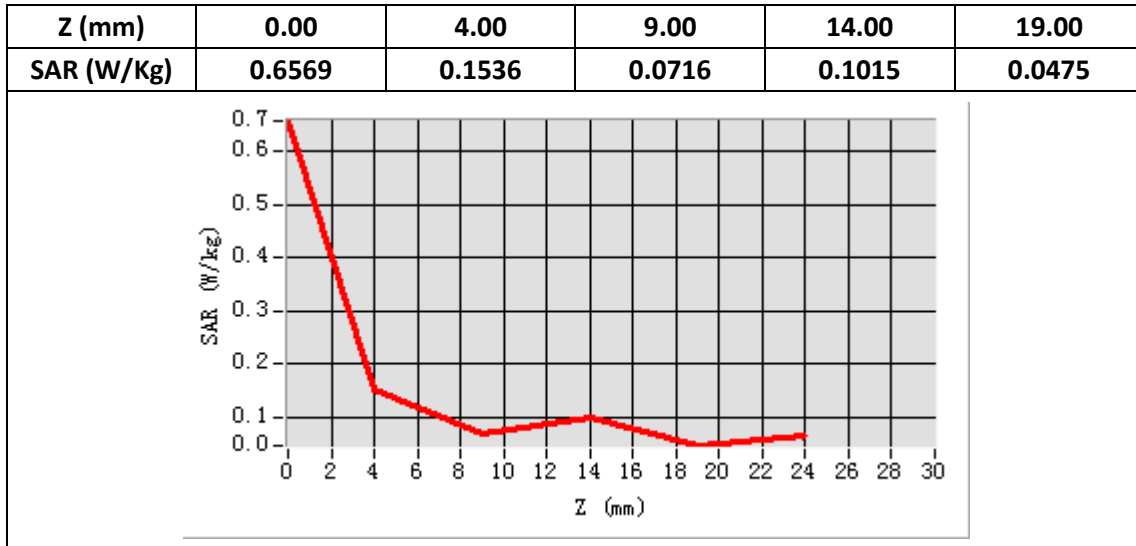
E-Field Probe	SATIMO SN_27/15_EPG0261
Frequency (MHz)	836.6
Relative permittivity (real part)	55.11
Relative permittivity (imaginary part)	20.91
Conductivity (S/m)	0.97
Variation (%)	-2.00
ConvF:	1.99



Maximum location: X=-10.00, Y=-31.00

SAR Peak: 0.18 W/kg

SAR 10g (W/Kg)	0.112161
SAR 1g (W/Kg)	0.149242



Plot3: GSM1900, Left Cheek, Middle

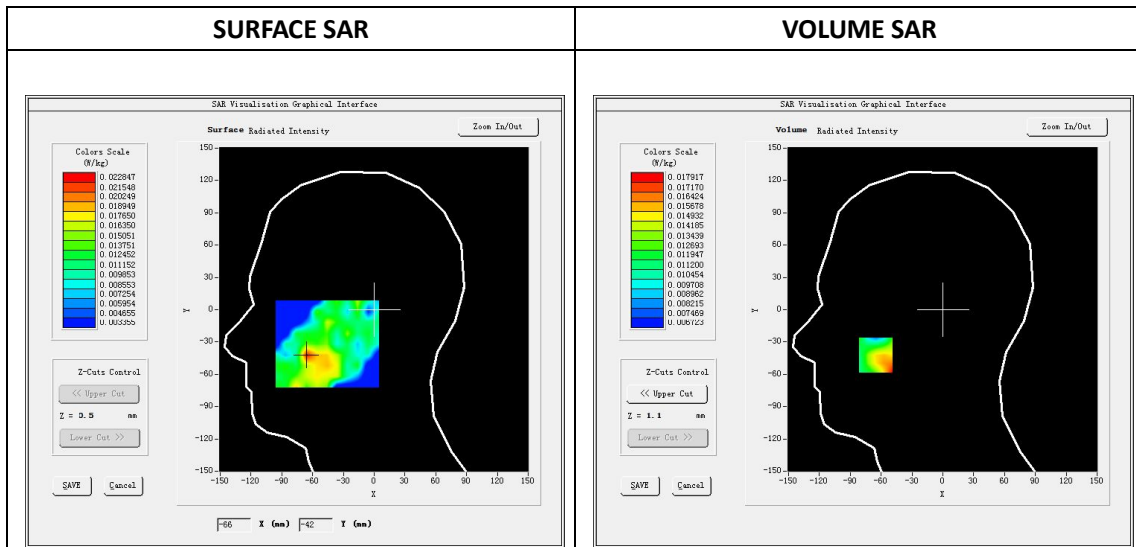
Type: Phone measurement
 Date of measurement: 07/08/2019
 Measurement duration: 22 minutes 01 seconds
 Mobile Phone IMEI number: --

A. Experimental conditions.

Area Scan	dx=8mm dy=8mm
Zoom Scan	5x5x7,dx=8mm dy=8mm dz=5mm
Phantom	Validation plane
Device Position	Left Cheek
Band	GSM1900
Channels	661
Signal	GSM (Duty cycle: 1:8.3)

B. SAR Measurement Results

E-Field Probe	SATIMO SN_27/15_EPG0261
Frequency (MHz)	1880
Relative permittivity (real part)	40.31
Relative permittivity (imaginary part)	13.36
Conductivity (S/m)	1.41
Variation (%)	-2.24
ConvF:	2.34

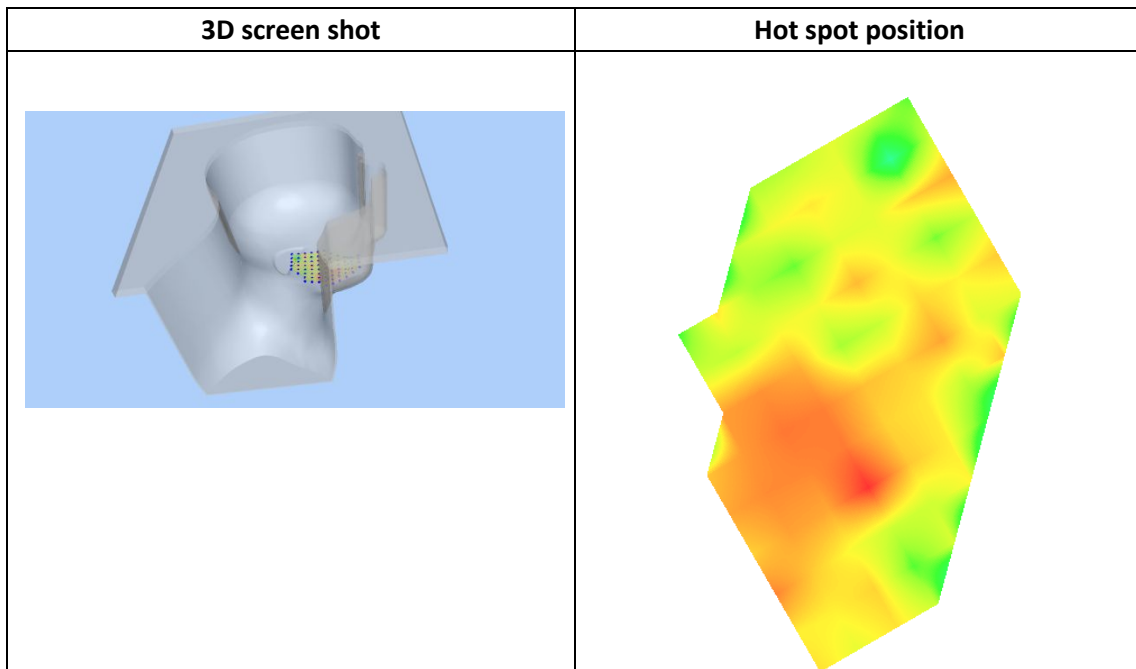
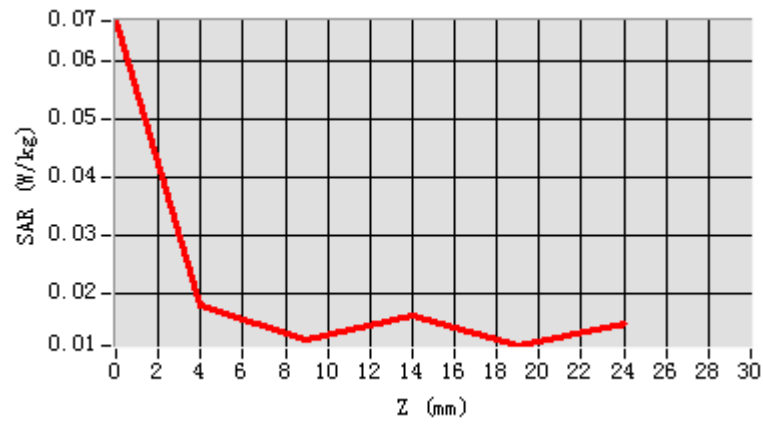


Maximum location: X=-65.00, Y=-42.00

SAR Peak: 0.02 W/kg

SAR 10g (W/Kg)	0.014423
SAR 1g (W/Kg)	0.016326

Z (mm)	0.00	4.00	9.00	14.00	19.00
SAR (W/Kg)	0.0668	0.0179	0.0122	0.0164	0.0112



Plot4: GPRS1900, Back, Middle ,10mm

Type: Phone measurement

Date of measurement: 07/08/2019

Measurement duration: 22 minutes 04 seconds

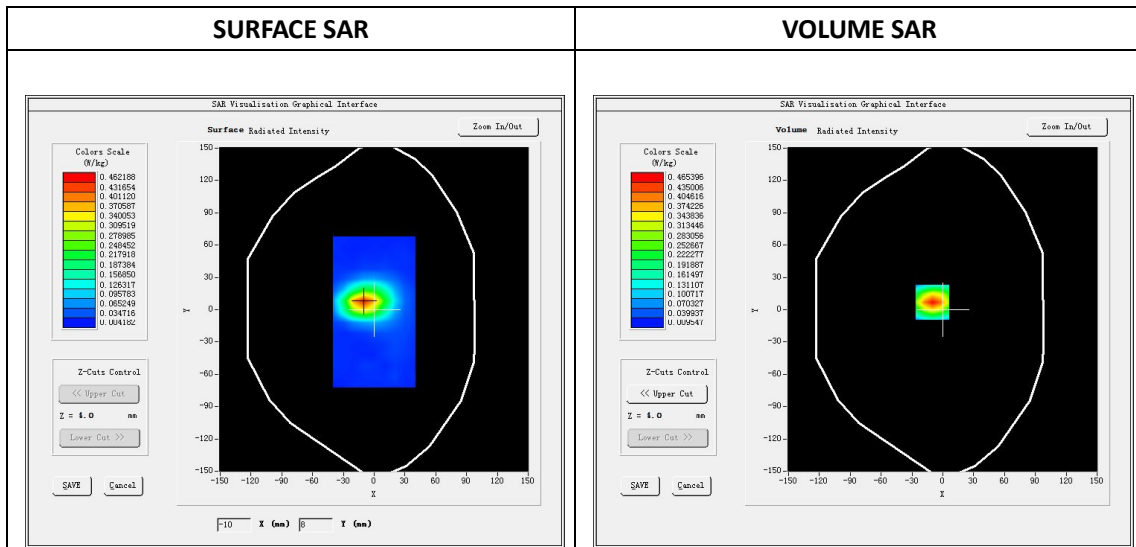
Mobile Phone IMEI number: --

A. Experimental conditions.

Area Scan	dx=8mm dy=8mm
Zoom Scan	5x5x7,dx=8mm dy=8mm dz=5mm
Phantom	Validation plane
Device Position	Back
Band	GPRS1900_4Tx
Channels	661
Signal	GPRS(Duty cycle: 1:2)

B. SAR Measurement Results

E-Field Probe	SATIMO SN_27/15_EPG0261
Frequency (MHz)	1880
Relative permittivity (real part)	53.20
Relative permittivity (imaginary part)	14.49
Conductivity (S/m)	1.53
Variation (%)	-1.09
ConvF:	2.39

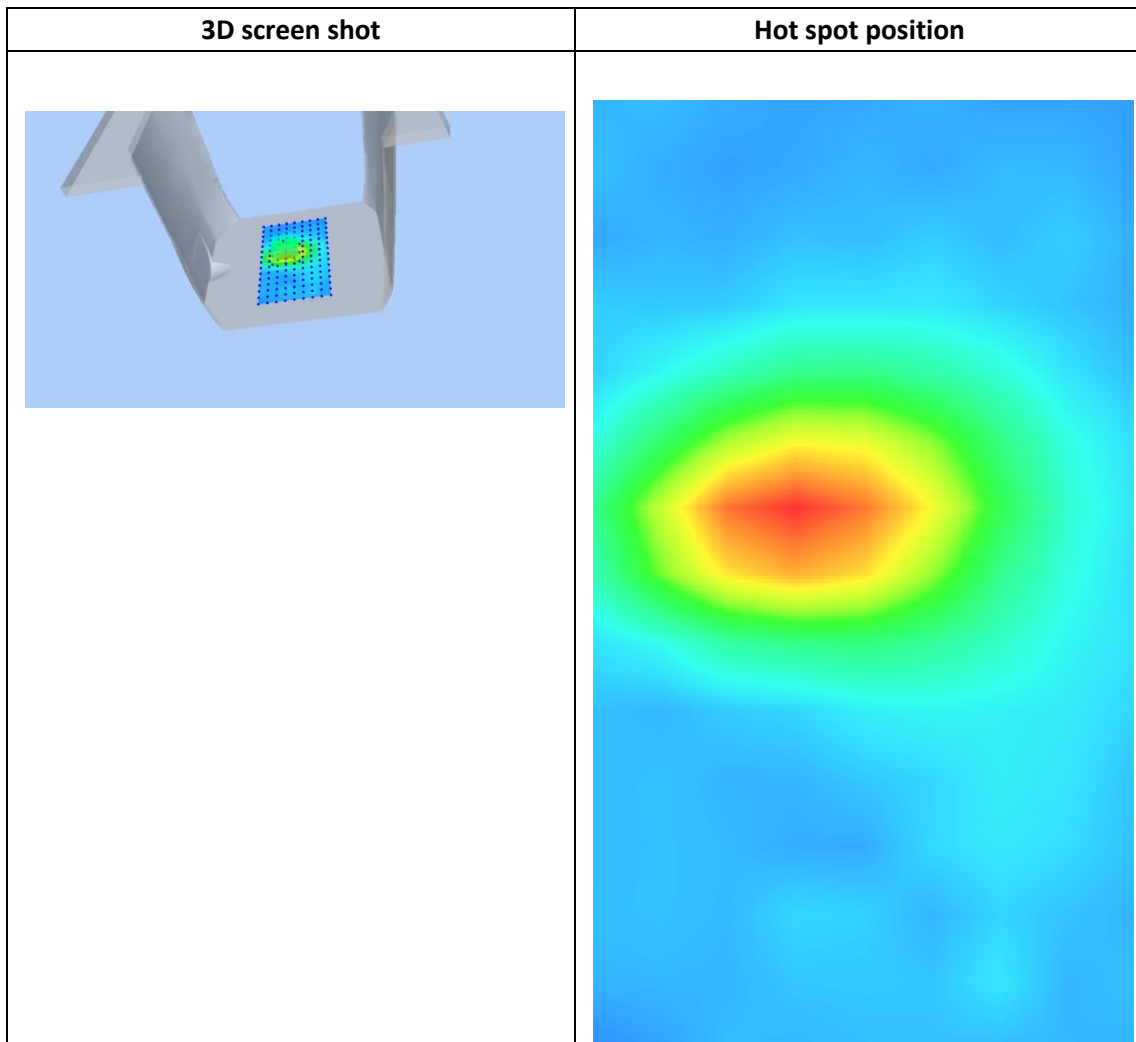
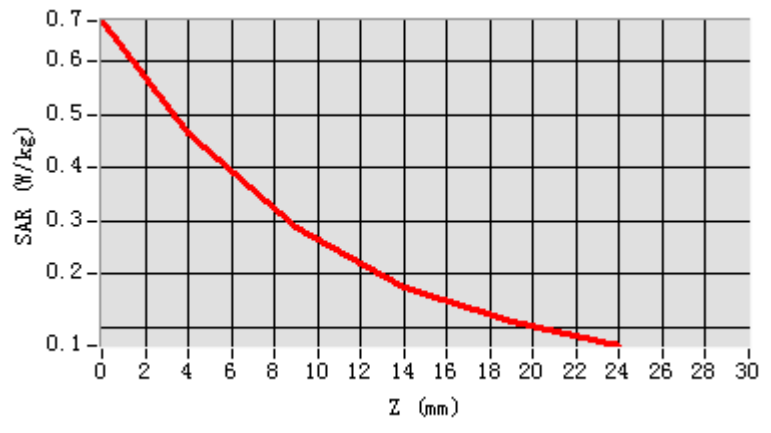


Maximum location: X=-10.00, Y=7.00

SAR Peak: 0.68W/kg

SAR 10g (W/Kg)	0.228337
SAR 1g (W/Kg)	0.426001

Z (mm)	0.00	4.00	9.00	14.00	19.00
SAR (W/Kg)	0.6763	0.4654	0.2867	0.1765	0.1099



Plot 5: WCDMA1900, Left Cheek, Middle,10mm

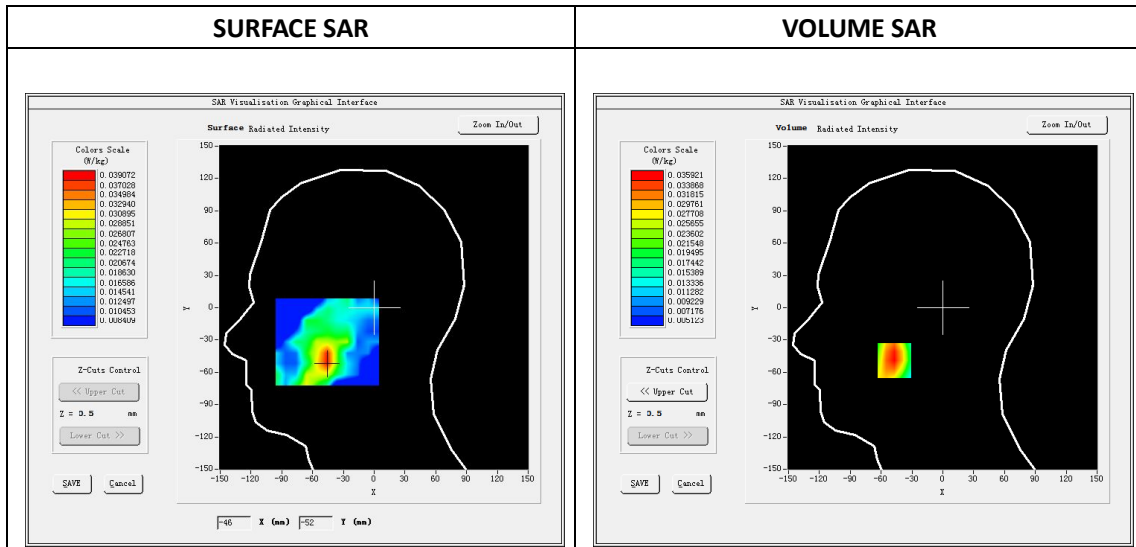
Type: Phone measurement
 Date of measurement: 07/08/2019
 Measurement duration: 22 minutes 06 seconds
 Mobile Phone IMEI number: --

A. Experimental conditions.

Area Scan	dx=8mm dy=8mm
ZoomScan	5x5x7,dx=8mm dy=8mm dz=5mm
Phantom	Validation plane
Device Position	Left Cheek
Band	Band2_WCDMA1900
Channels	9400
Signal	WCDMA (Duty cycle: 1:1)

B. SAR Measurement Results

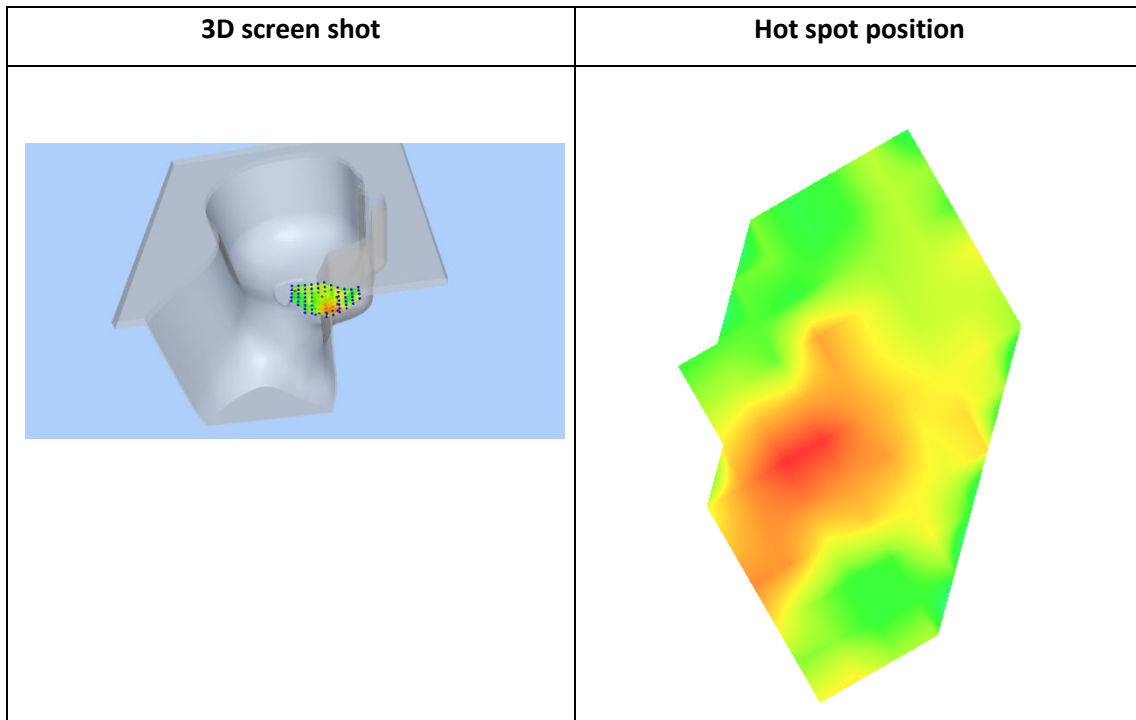
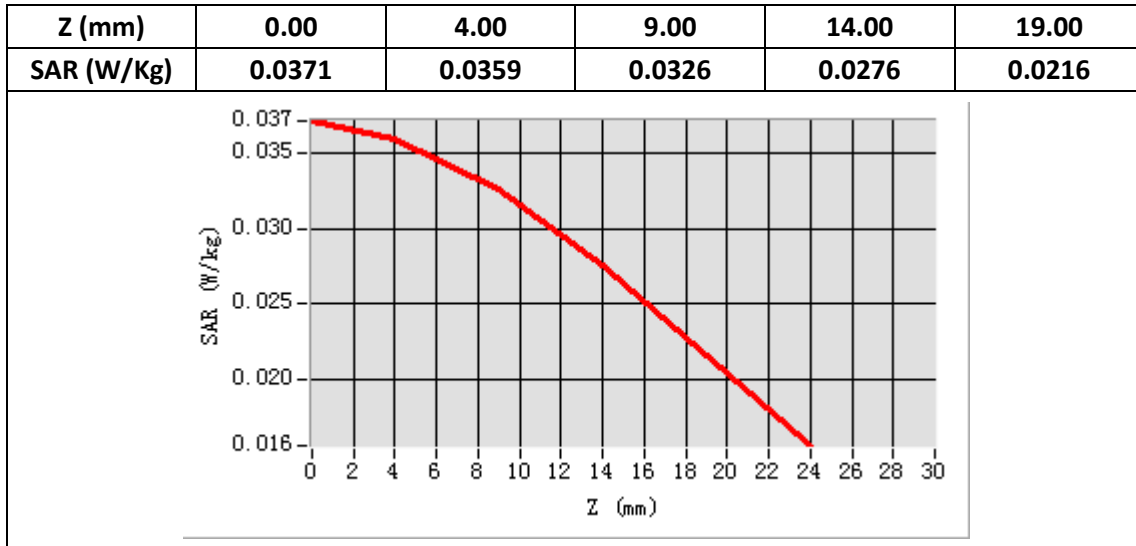
E-Field Probe	SATIMO SN_27/15_EPG0261
Frequency (MHz)	1880
Relative permittivity (real part)	40.31
Relative permittivity (imaginary part)	13.36
Conductivity (S/m)	1.41
Variation (%)	-4.50
ConvF:	2.34



Maximum location: X=-47.00, Y=-49.00

SAR Peak: 0.04W/kg

SAR 10g (W/Kg)	0.026491
SAR 1g (W/Kg)	0.034792



Plot 6: WCDMA1900, Back, Middle,10mm

Type: Phone measurement

Date of measurement: 07/08/2019

Measurement duration: 22 minutes 07 seconds

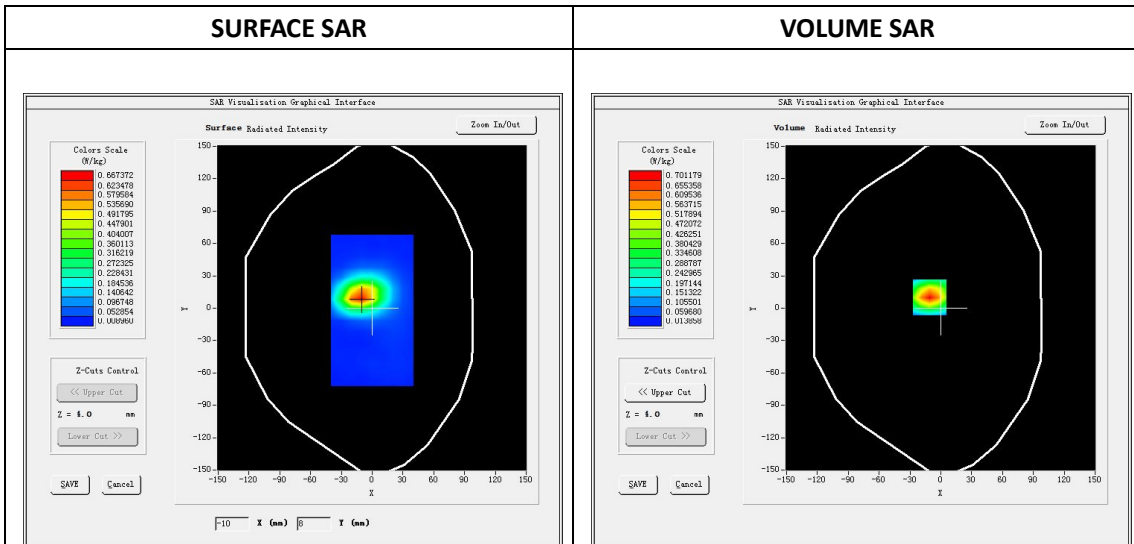
Mobile Phone IMEI number: --

A. Experimental conditions.

Area Scan	dx=8mm dy=8mm
ZoomScan	5x5x7,dx=8mm dy=8mm dz=5mm
Phantom	Validation plane
Device Position	Back
Band	Band2_WCDMA1900
Channels	9400
Signal	WCDMA (Duty cycle: 1:1)

B. SAR Measurement Results

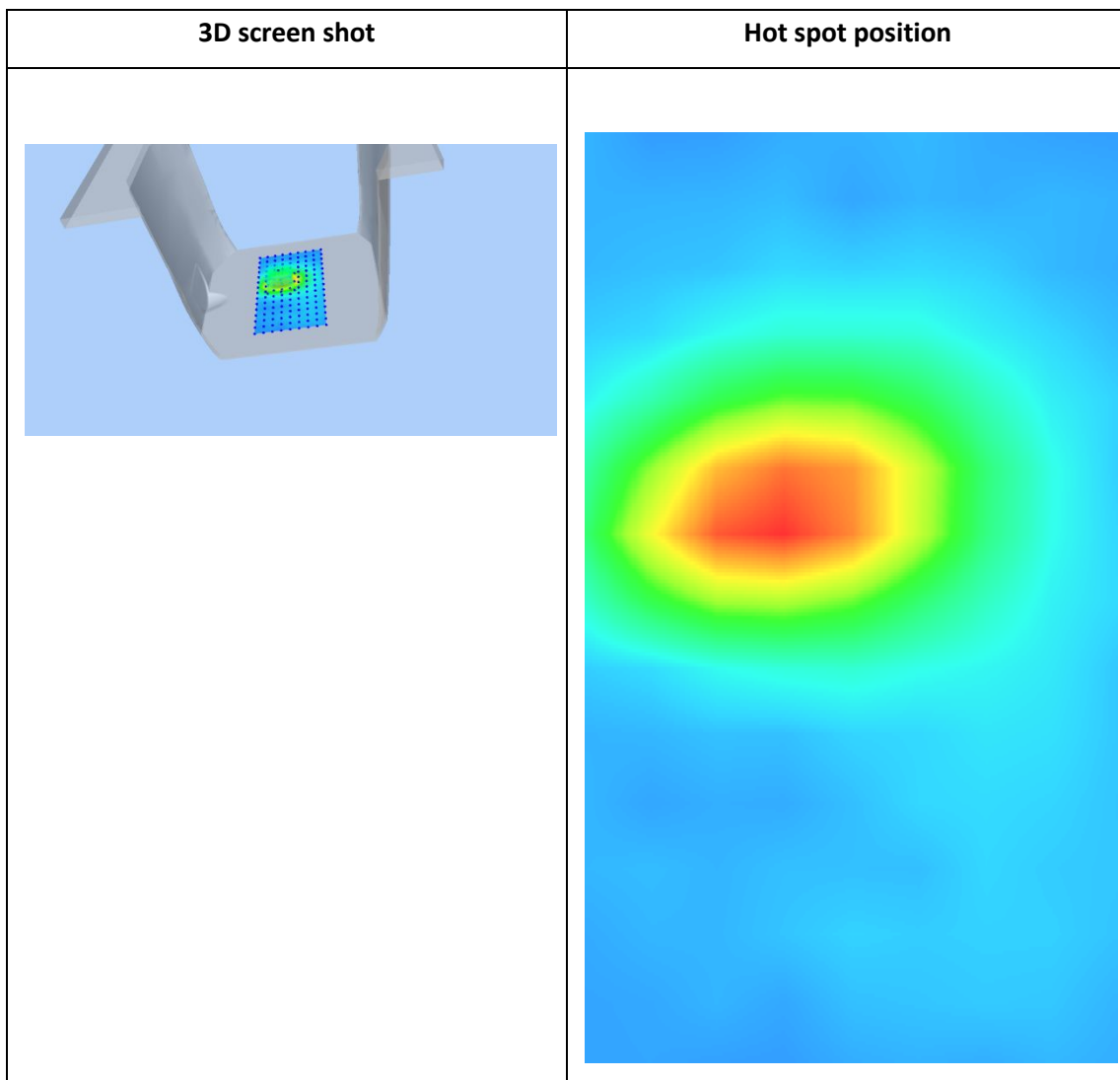
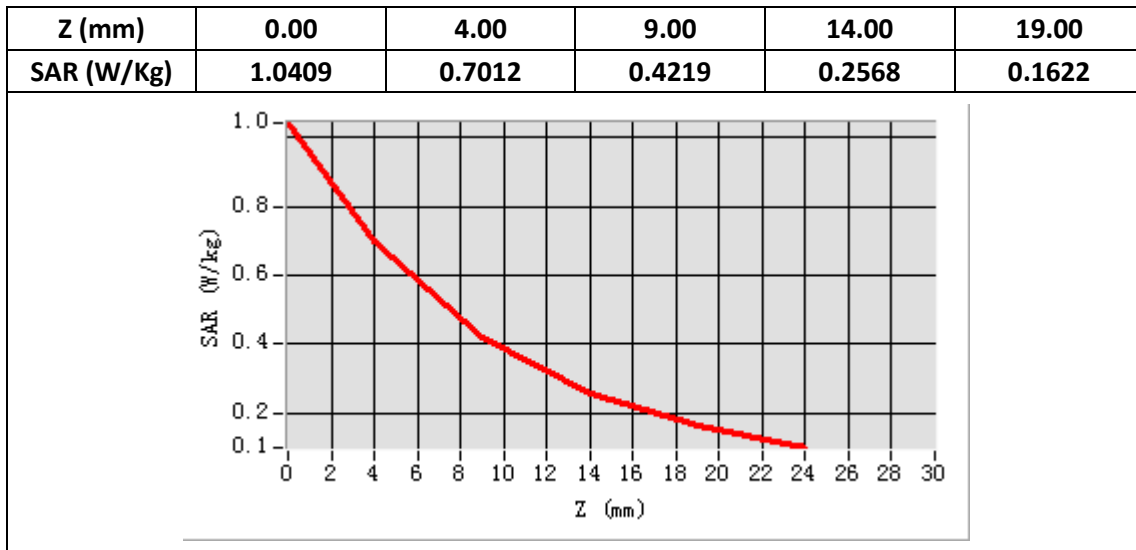
E-Field Probe	SATIMO SN_27/15_EPG0261
Frequency (MHz)	1880
Relative permittivity (real part)	53.20
Relative permittivity (imaginary part)	14.49
Conductivity (S/m)	1.53
Variation (%)	-2.32
ConvF:	2.39



Maximum location: X=-11.00, Y=10.00

SAR Peak: 1.05W/kg

SAR 10g (W/Kg)	0.342360
SAR 1g (W/Kg)	0.645668



Plot 7: WCDMA1700, Left Cheek, Middle

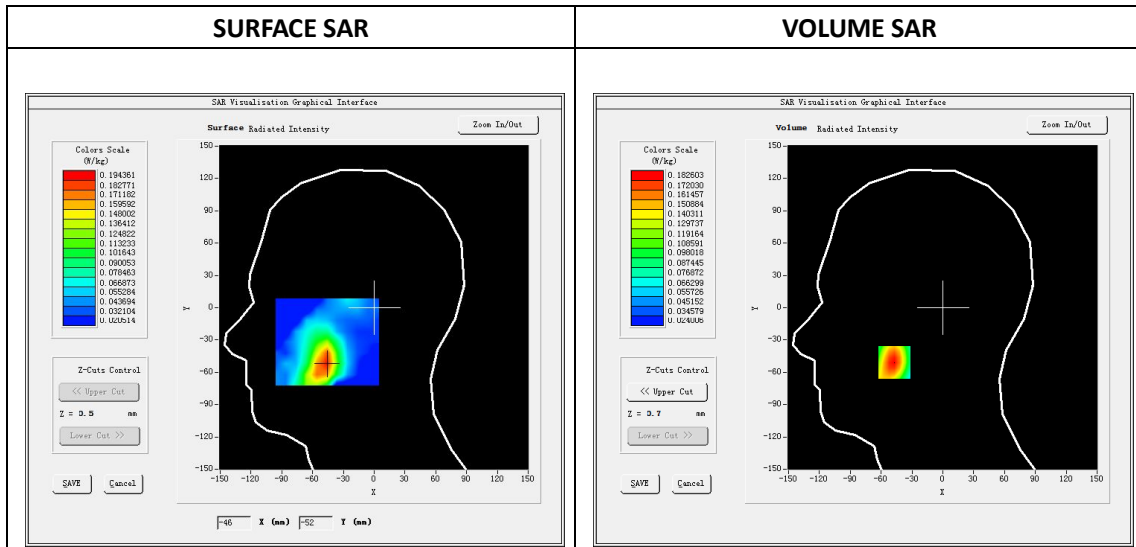
Type: Phone measurement
 Date of measurement: 07/05/2019
 Measurement duration: 22 minutes 08 seconds
 Mobile Phone IMEI number: --

A. Experimental conditions.

Area Scan	dx=8mm dy=8mm
ZoomScan	5x5x7,dx=8mm dy=8mm dz=5mm
Phantom	Validation plane
Device Position	Left Cheek
Band	Band2_WCDMA1700
Channels	1413
Signal	WCDMA (Duty cycle: 1:1)

B. SAR Measurement Results

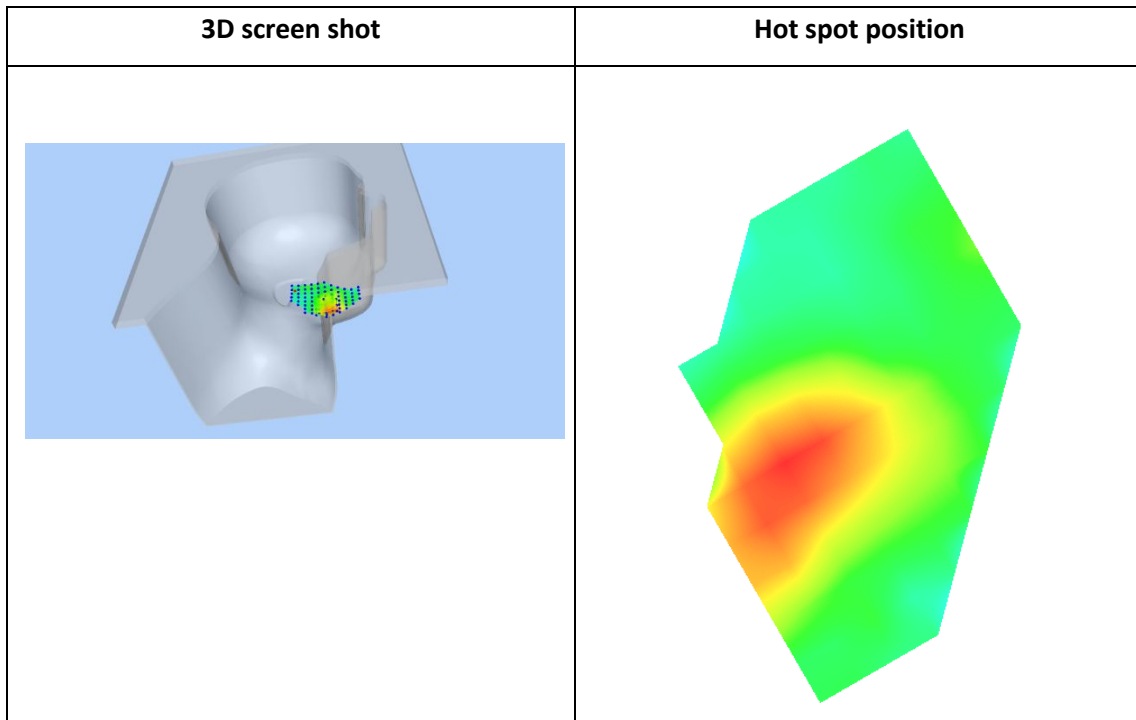
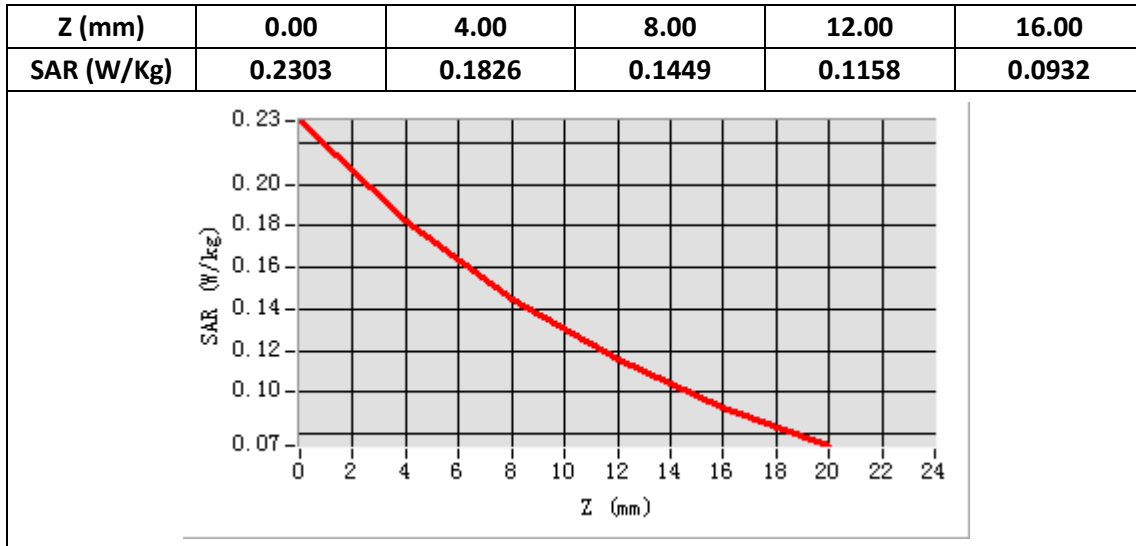
E-Field Probe	SATIMO SN_27/15_EPG0261
Frequency (MHz)	1732.6
Relative permittivity (real part)	40.58
Relative permittivity (imaginary part)	14.00
Conductivity (S/m)	1.40
Variation (%)	-3.77
ConvF:	2.14



Maximum location: X=-47.00, Y=-51.00

SAR Peak: 0.23W/kg

SAR 10g (W/Kg)	0.117970
SAR 1g (W/Kg)	0.175023



Plot 8: WCDMA1700,Back, Middle,10mm

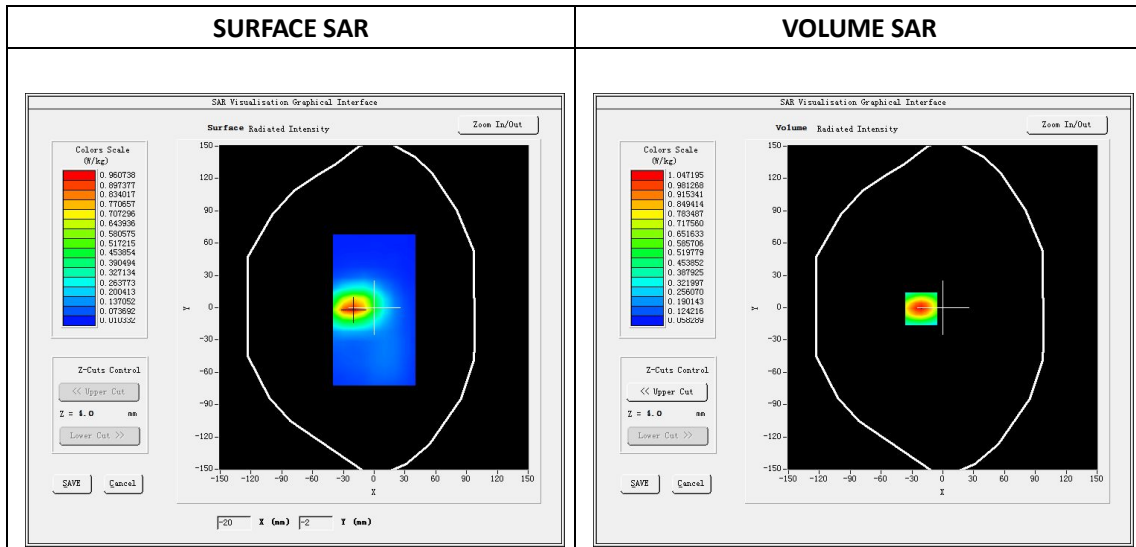
Type: Phone measurement
 Date of measurement: 07/05/2019
 Measurement duration: 22 minutes 07 seconds
 Mobile Phone IMEI number: --

A. Experimental conditions.

Area Scan	dx=8mm dy=8mm
ZoomScan	5x5x7,dx=8mm dy=8mm dz=5mm
Phantom	Validation plane
Device Position	Back
Band	Band2_WCDMA1700
Channels	1413
Signal	WCDMA (Duty cycle: 1:1)

B. SAR Measurement Results

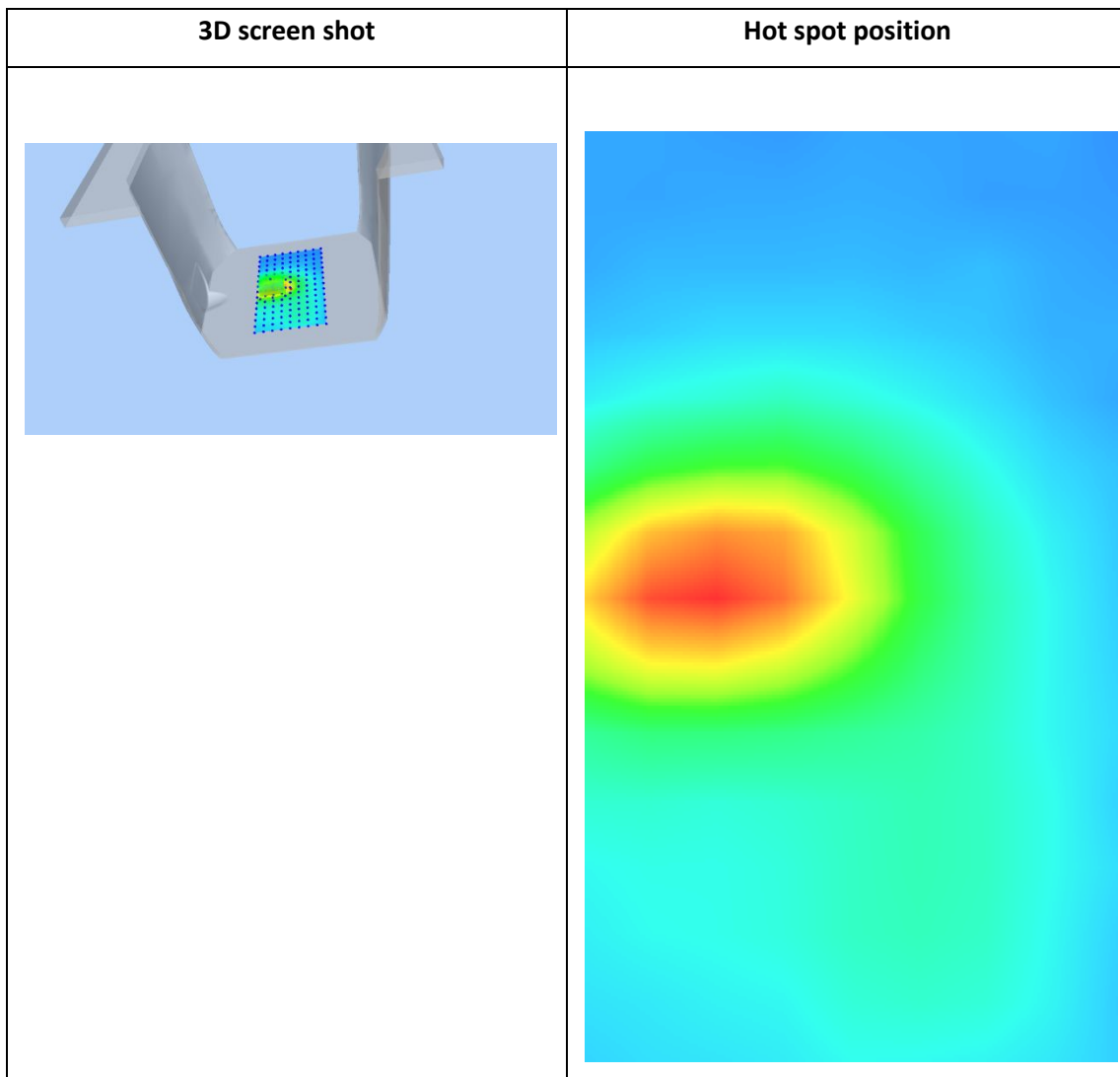
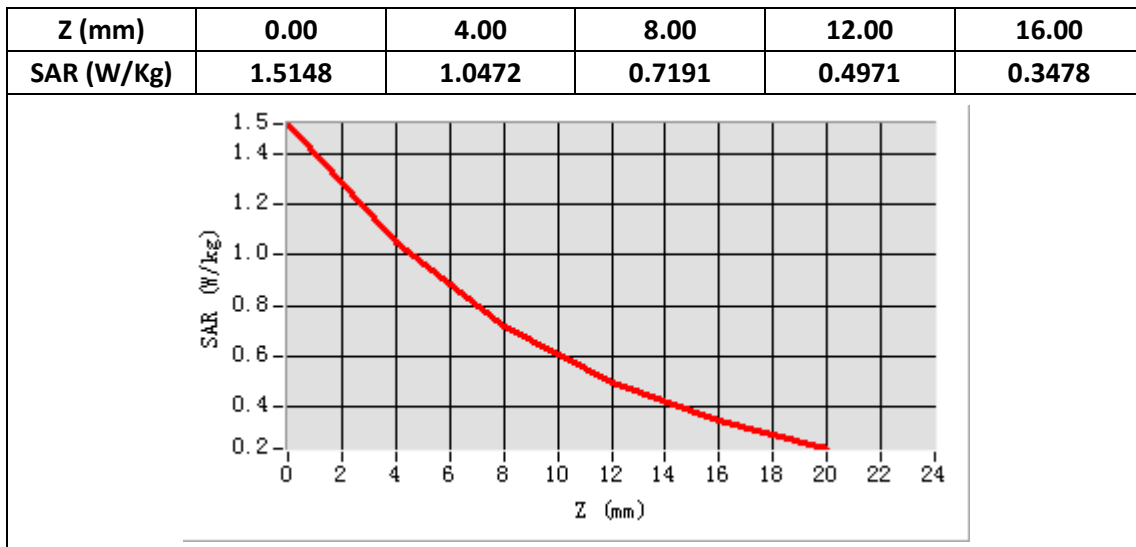
E-Field Probe	SATIMO SN_27/15_EPG0261
Frequency (MHz)	1732.6
Relative permittivity (real part)	53.42
Relative permittivity (imaginary part)	15.10
Conductivity (S/m)	1.51
Variation (%)	1.93
ConvF:	2.22



Maximum location: X=-21.00, Y=-1.00

SAR Peak: 1.52W/kg

SAR 10g (W/Kg)	0.537511
SAR 1g (W/Kg)	0.957447



Plot 9: WCDMA850, Right Cheek, Middle

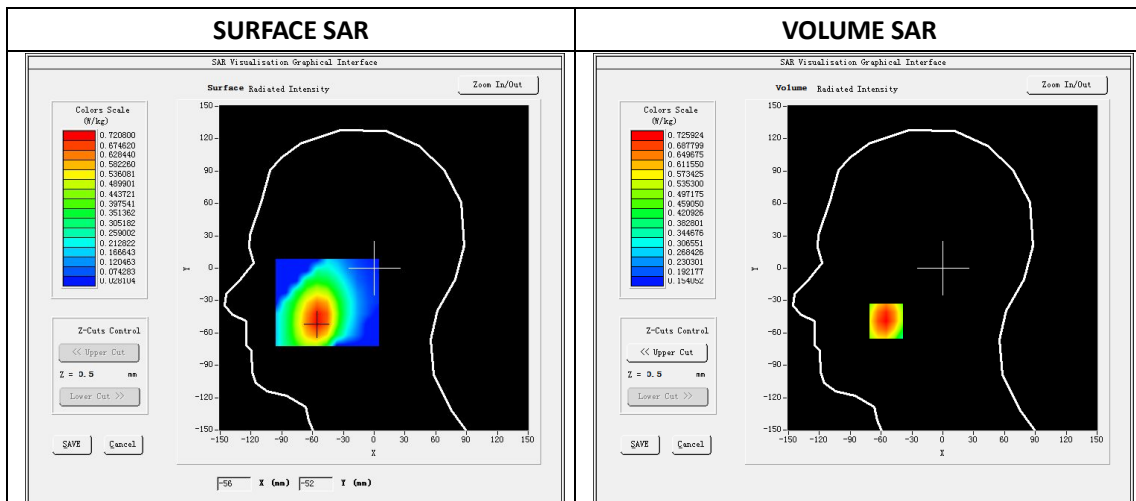
Type: Phone measurement
 Date of measurement: 07/04/2019
 Measurement duration: 22 minutes 10 seconds
 Mobile Phone IMEI number: --

A. Experimental conditions.

Area Scan	dx=8mm dy=8mm
ZoomScan	5x5x7,dx=8mm dy=8mm dz=5mm
Phantom	Validation plane
Device Position	Right Cheek
Band	Band5_WCDMA850
Channels	4183
Signal	WCDMA (Duty cycle: 1:1)

B. SAR Measurement Results

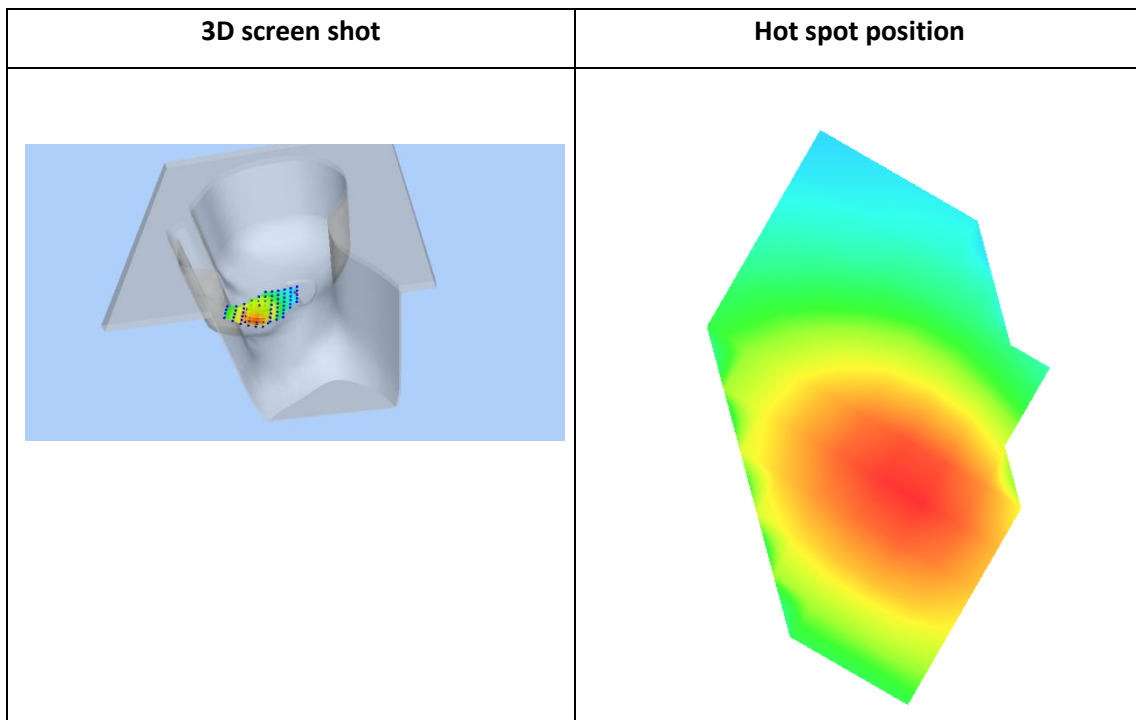
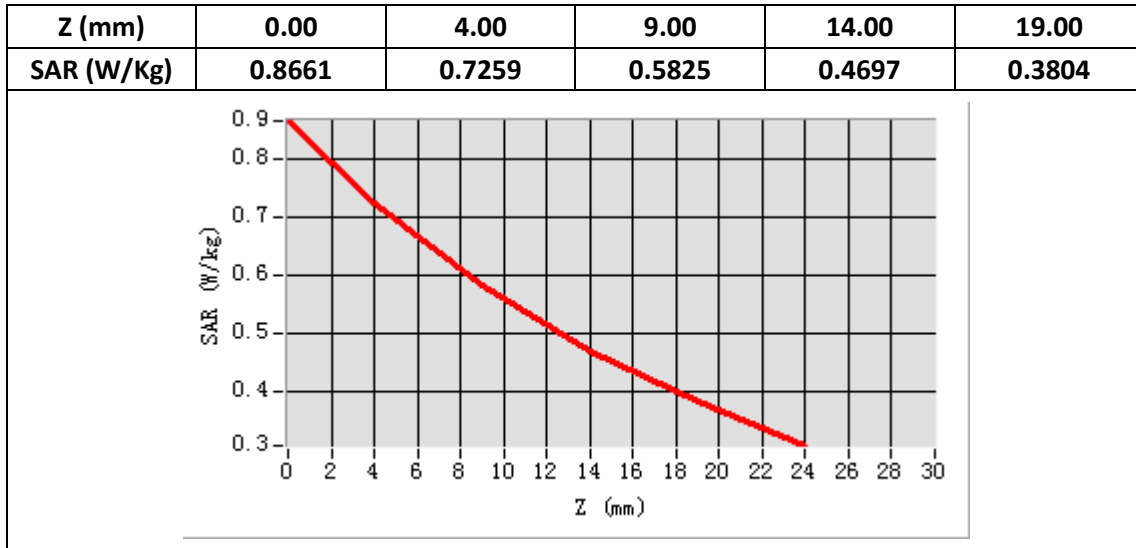
E-Field Probe	SATIMO SN_27/15_EPG0261
Frequency (MHz)	836.6
Relative permittivity (real part)	41.42
Relative permittivity (imaginary part)	19.40
Conductivity (S/m)	0.90
Variation (%)	-2.40
ConvF:	1.92



Maximum location: X=-55.00, Y=-49.00

SAR Peak: 0.87W/kg

SAR 10g (W/Kg)	0.530414
SAR 1g (W/Kg)	0.709931



Plot 10: WCDMA850, Back, Middle,10mm

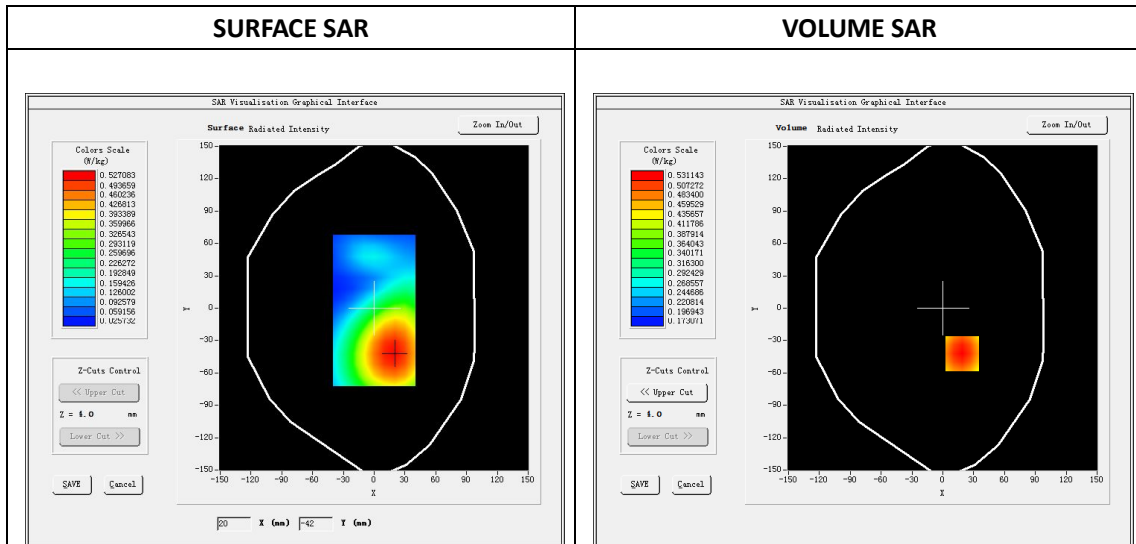
Type: Phone measurement
 Date of measurement: 07/04/2019
 Measurement duration: 22 minutes 11 seconds
 Mobile Phone IMEI number: --

A. Experimental conditions.

Area Scan	dx=8mm dy=8mm
ZoomScan	5x5x7,dx=8mm dy=8mm dz=5mm
Phantom	Validation plane
Device Position	Back
Band	Band5_WCDMA850
Channels	4183
Signal	WCDMA (Duty cycle: 1:1)

B. SAR Measurement Results

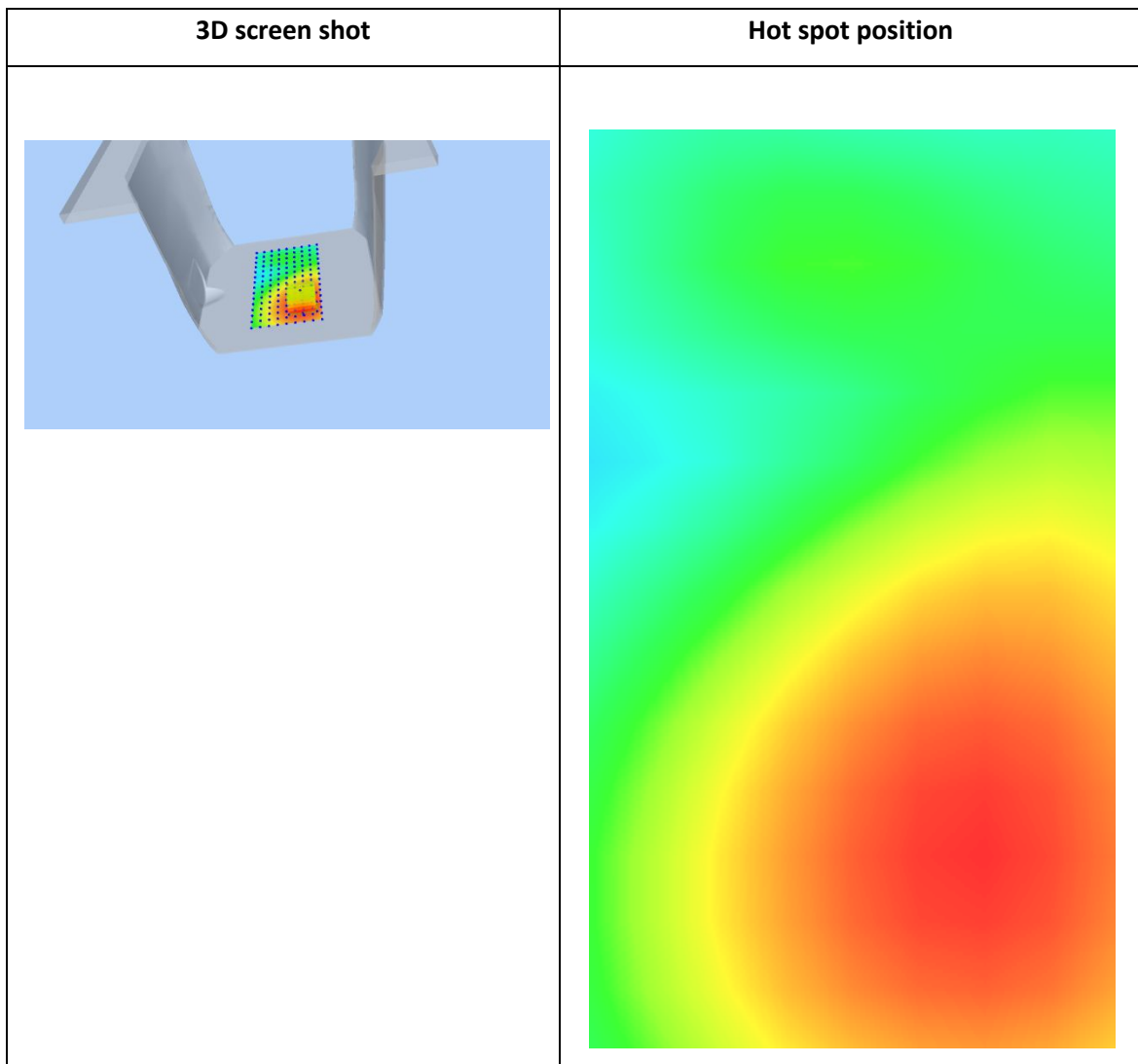
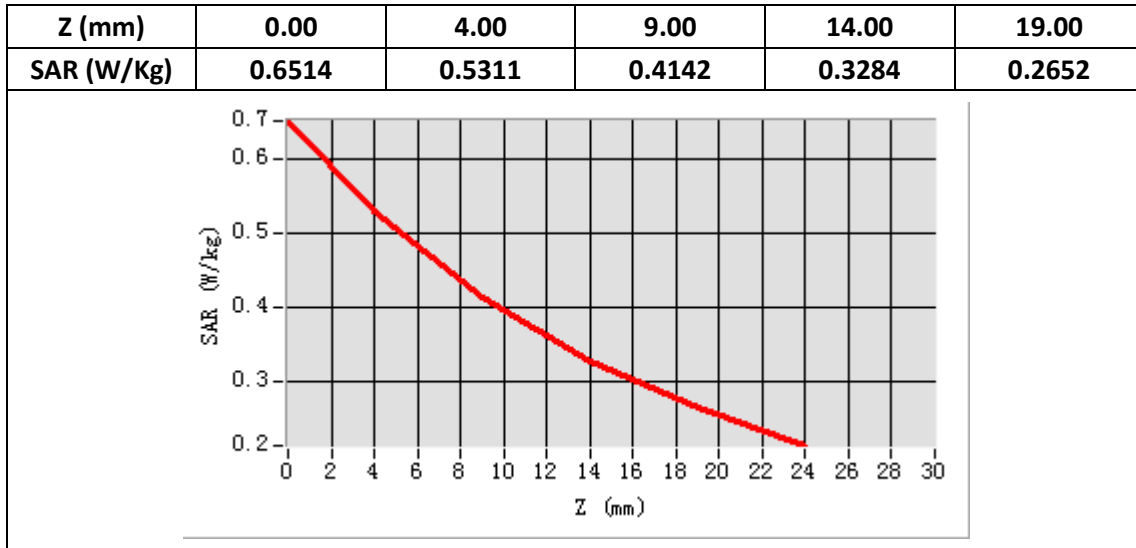
E-Field Probe	SATIMO SN_27/15_EPG0261
Frequency (MHz)	836.6
Relative permittivity (real part)	55.11
Relative permittivity (imaginary part)	20.91
Conductivity (S/m)	0.97
Variation (%)	-0.54
ConvF:	1.99



Maximum location: X=19.00, Y=-42.00

SAR Peak: 0.65W/kg

SAR 10g (W/Kg)	0.396401
SAR 1g (W/Kg)	0.522107



Plot 11: LTE Band2, 20MHz, Left Cheek, Middle

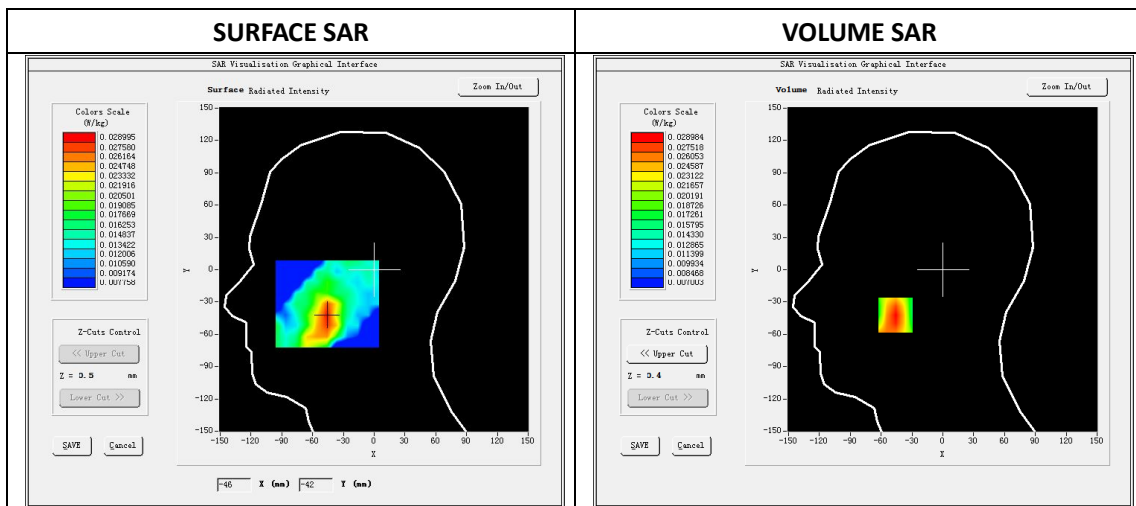
Type: Phone measurement
 Date of measurement: 07/08/2019
 Measurement duration: 22 minutes 13 econds
 Mobile Phone IMEI number: --

A. Experimental conditions.

Area Scan	dx=8mm dy=8mm
ZoomScan	5x5x7,dx=8mm dy=8mm dz=5mm
Phantom	Validation plane
Device Position	Left Cheek
Band	LTE Band 2
Channels	18900
Signal	LTE (Duty cycle: 1:1)

B. SAR Measurement Results

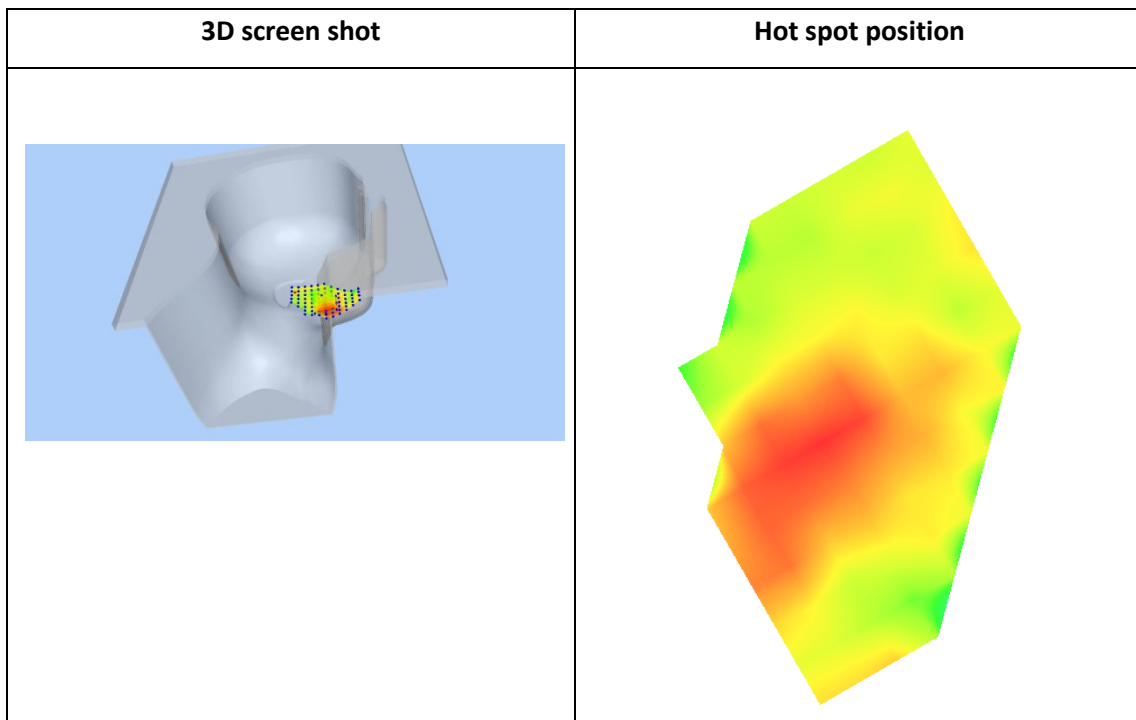
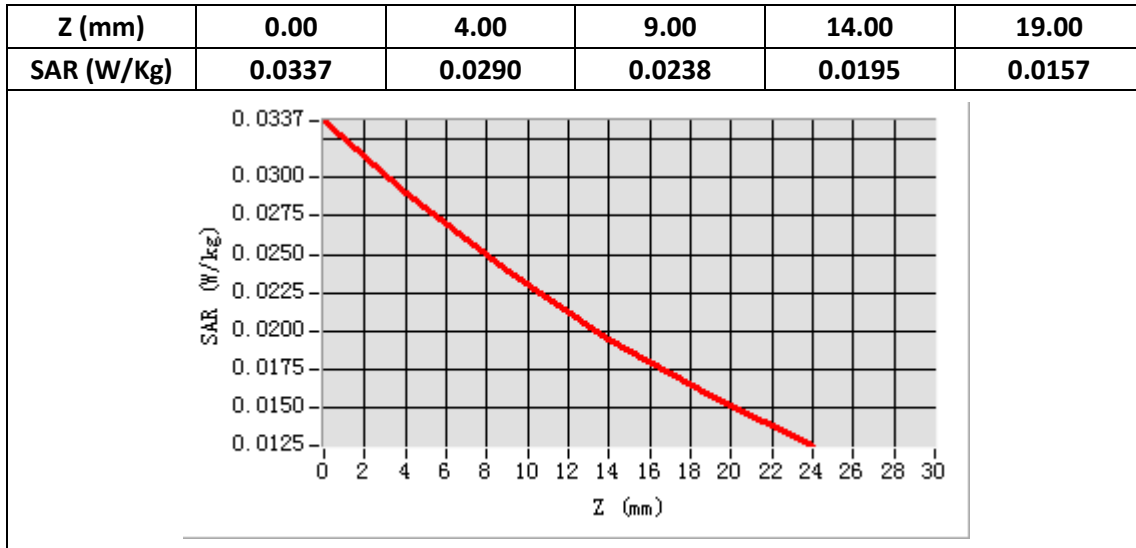
E-Field Probe	SATIMO SN_27/15_EPG0261
Frequency (MHz)	1880
Relative permittivity (real part)	40.31
Relative permittivity (imaginary part)	13.36
Conductivity (S/m)	1.41
Variation (%)	-3.30
ConvF:	2.34



Maximum location: X=-46.00, Y=-42.00

SAR Peak: 0.03 W/kg

SAR 10g (W/Kg)	0.020731
SAR 1g (W/Kg)	0.027766



Plot 12: LTE Band2, 20MHz, Back, Middle,10mm

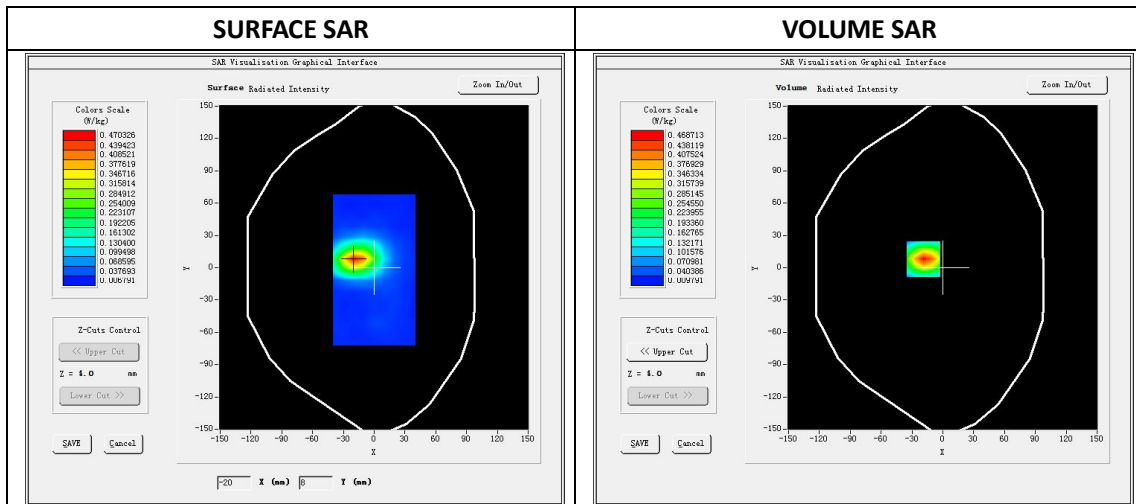
Type: Phone measurement
 Date of measurement: 07/08/2019
 Measurement duration: 22 minutes 12 seconds
 Mobile Phone IMEI number: --

A. Experimental conditions.

Area Scan	dx=8mm dy=8mm
ZoomScan	5x5x7,dx=8mm dy=8mm dz=5mm
Phantom	Validation plane
Device Position	Back
Band	LTE Band 2
Channels	18900
Signal	LTE (Duty cycle: 1:1)

B. SAR Measurement Results

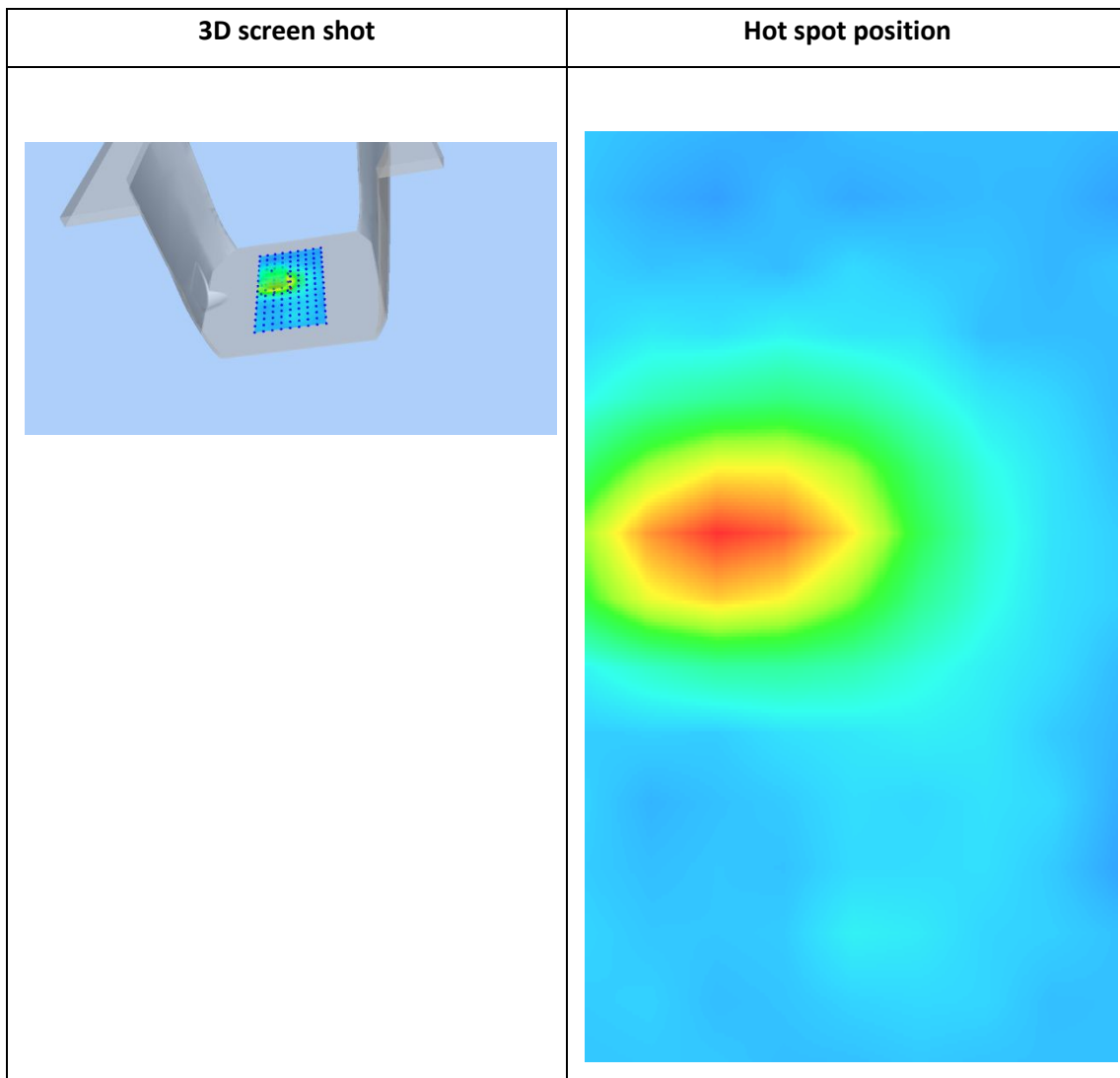
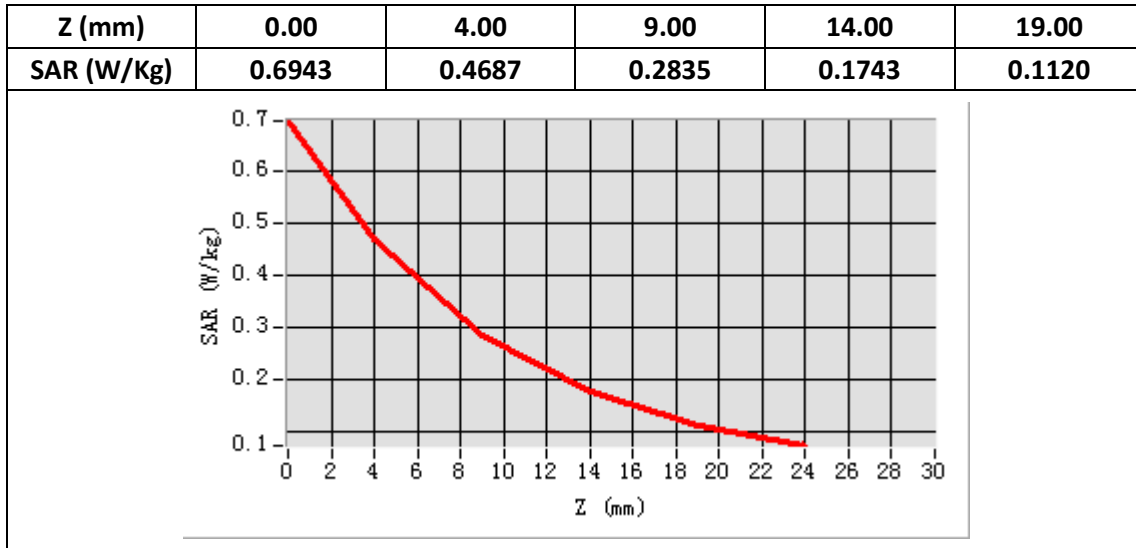
E-Field Probe	SATIMO SN_27/15_EPG0261
Frequency (MHz)	1880
Relative permittivity (real part)	53.20
Relative permittivity (imaginary part)	14.49
Conductivity (S/m)	1.53
Variation (%)	-0.05
ConvF:	2.39



Maximum location: X=-19.00, Y=8.00

SAR Peak: 0.70W/kg

SAR 10g (W/Kg)	0.229347
SAR 1g (W/Kg)	0.430306



Plot 13: LTE Band4, 20MHz, Left Cheek, Middle

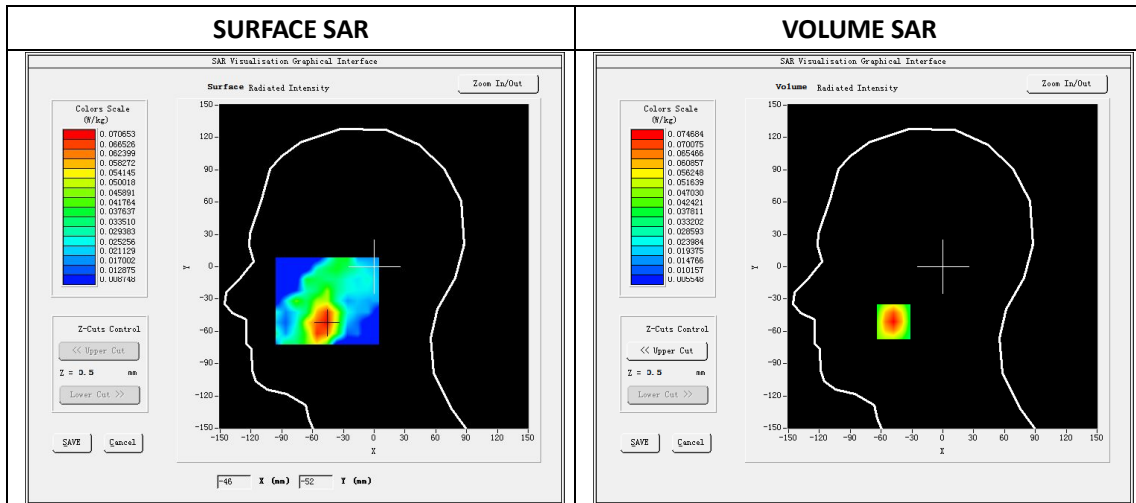
Type: Phone measurement
 Date of measurement: 07/05/2019
 Measurement duration: 22 minutes 14 seconds
 Mobile Phone IMEI number: --

A. Experimental conditions.

Area Scan	dx=8mm dy=8mm
ZoomScan	5x5x7,dx=8mm dy=8mm dz=5mm
Phantom	Validation plane
Device Position	Left Cheek
Band	LTE Band 4
Channels	20175
Signal	LTE (Duty cycle: 1:1)

B. SAR Measurement Results

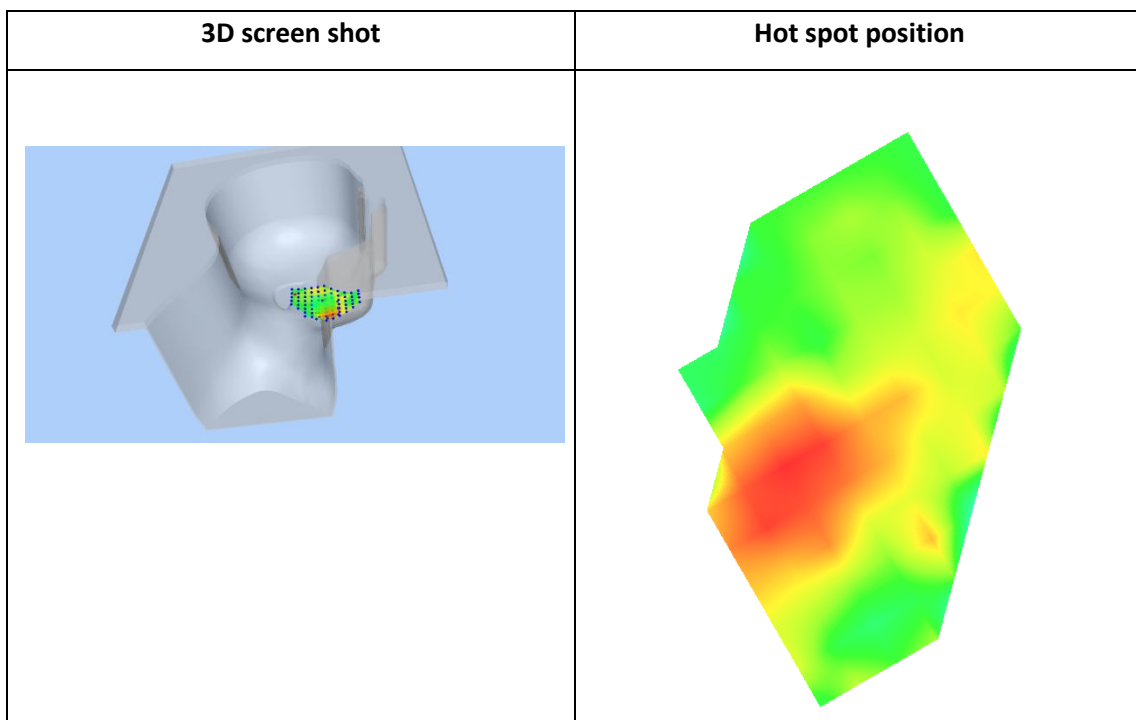
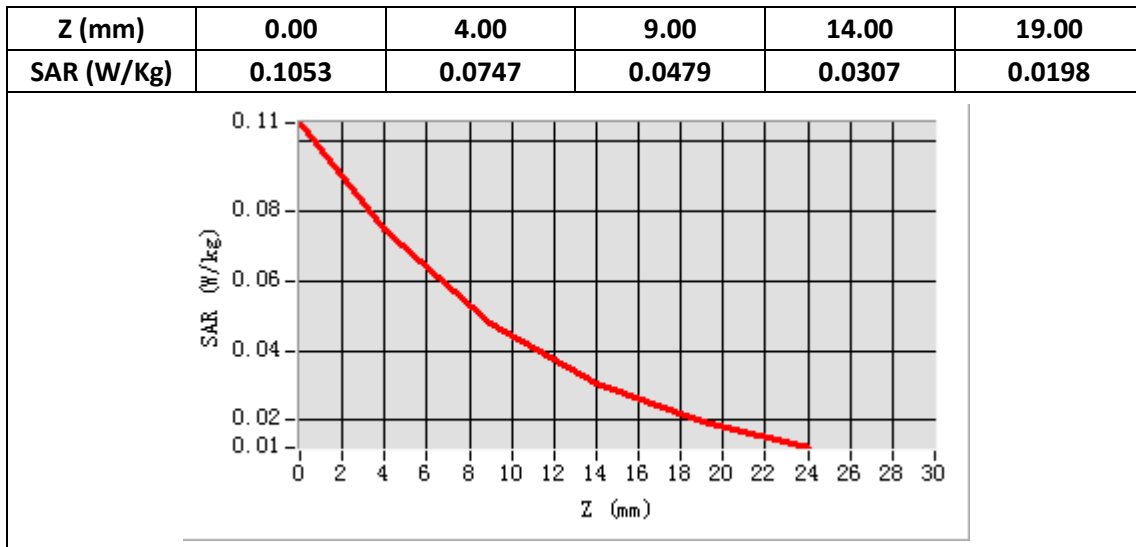
E-Field Probe	SATIMO SN_27/15_EPG0261
Frequency (MHz)	1732.5
Relative permittivity (real part)	40.58
Relative permittivity (imaginary part)	14.00
Conductivity (S/m)	1.40
Variation (%)	4.13
ConvF:	2.14



Maximum location: X=-48.00, Y=-51.00

SAR Peak: 0.11 W/kg

SAR 10g (W/Kg)	0.041621
SAR 1g (W/Kg)	0.070031



Plot 14: LTE Band4, 20MHz, Back, Middle,10mm

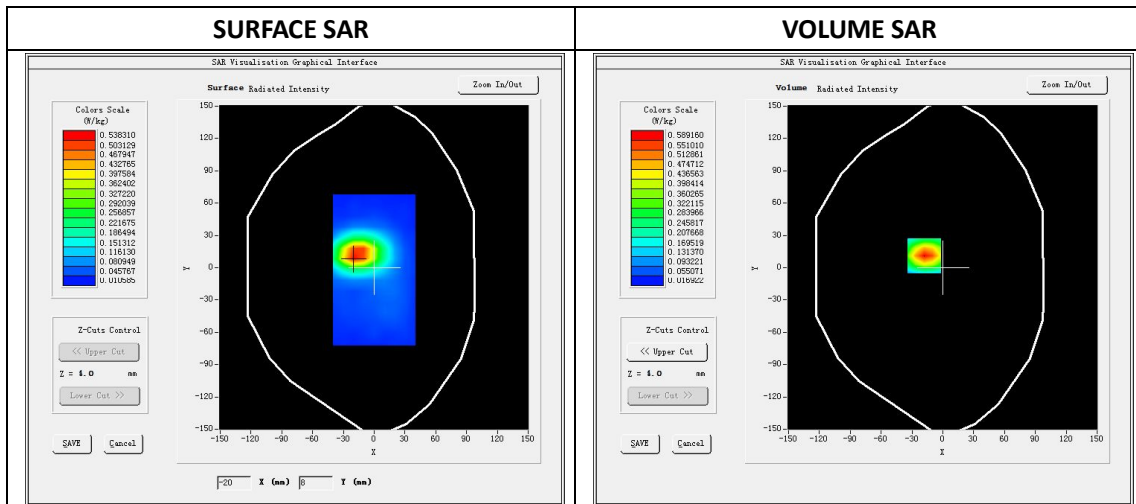
Type: Phone measurement
 Date of measurement: 07/05/2019
 Measurement duration: 22 minutes 16 seconds
 Mobile Phone IMEI number: --

A. Experimental conditions.

Area Scan	dx=8mm dy=8mm
ZoomScan	5x5x7,dx=8mm dy=8mm dz=5mm
Phantom	Validation plane
Device Position	Back
Band	LTE Band 4
Channels	20175
Signal	LTE (Duty cycle: 1:1)

B. SAR Measurement Results

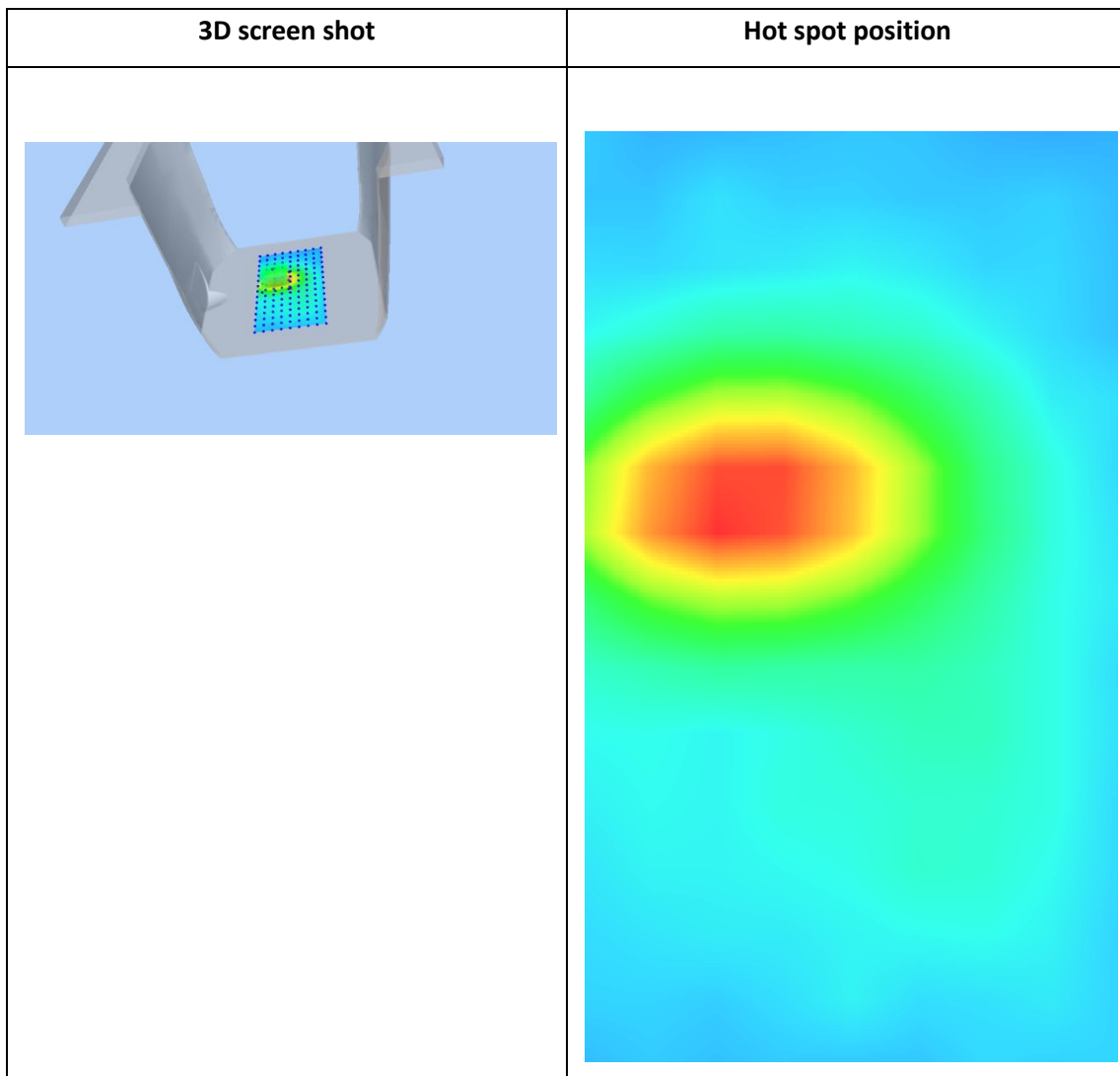
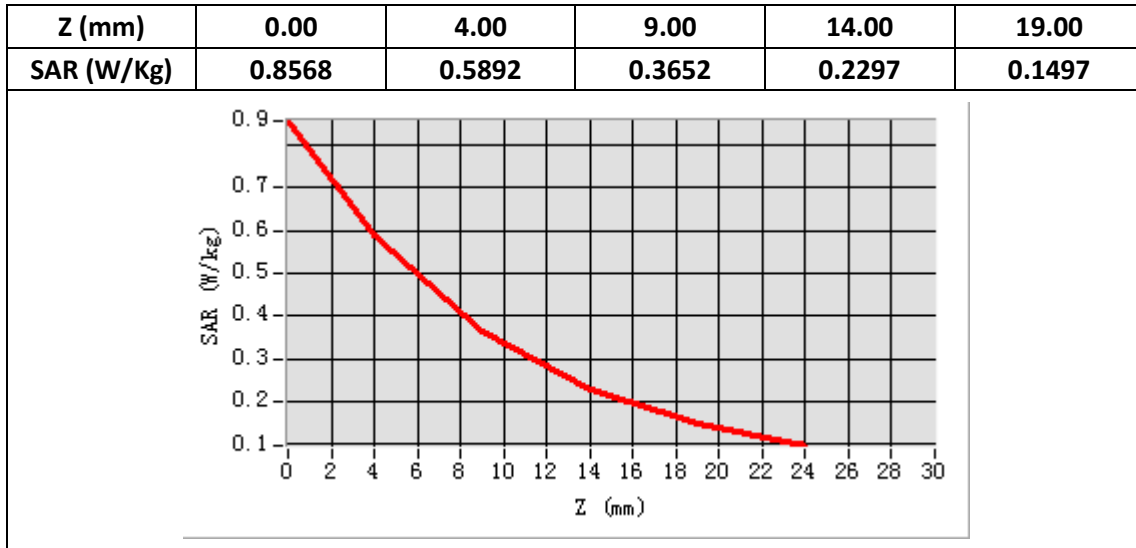
E-Field Probe	SATIMO SN_27/15_EPG0261
Frequency (MHz)	1732.5
Relative permittivity (real part)	53.42
Relative permittivity (imaginary part)	15.10
Conductivity (S/m)	1.51
Variation (%)	-0.17
ConvF:	2.22



Maximum location: X=-18.00, Y=11.00

SAR Peak: 0.86W/kg

SAR 10g (W/Kg)	0.302283
SAR 1g (W/Kg)	0.545847



Plot 15: LTE Band7, 20MHz,Left Cheek, Middle

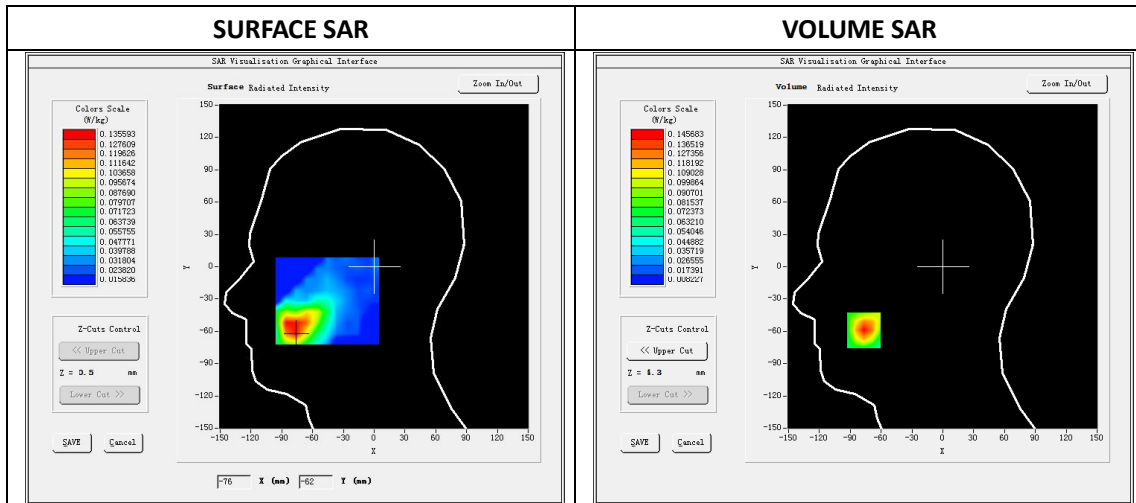
Type: Phone measurement
 Date of measurement: 07/10/2019
 Measurement duration: 22 minutes 17 seconds
 Mobile Phone IMEI number: --

A. Experimental conditions.

Area Scan	dx=5mm,dy=5mm
ZoomScan	7x7x8,dx=5mm dy=5mm dz=4mm
Phantom	Validation plane
Device Position	Left Cheek
Band	LTE Band 7
Channels	21100
Signal	LTE (Duty cycle: 1:1)

B. SAR Measurement Results

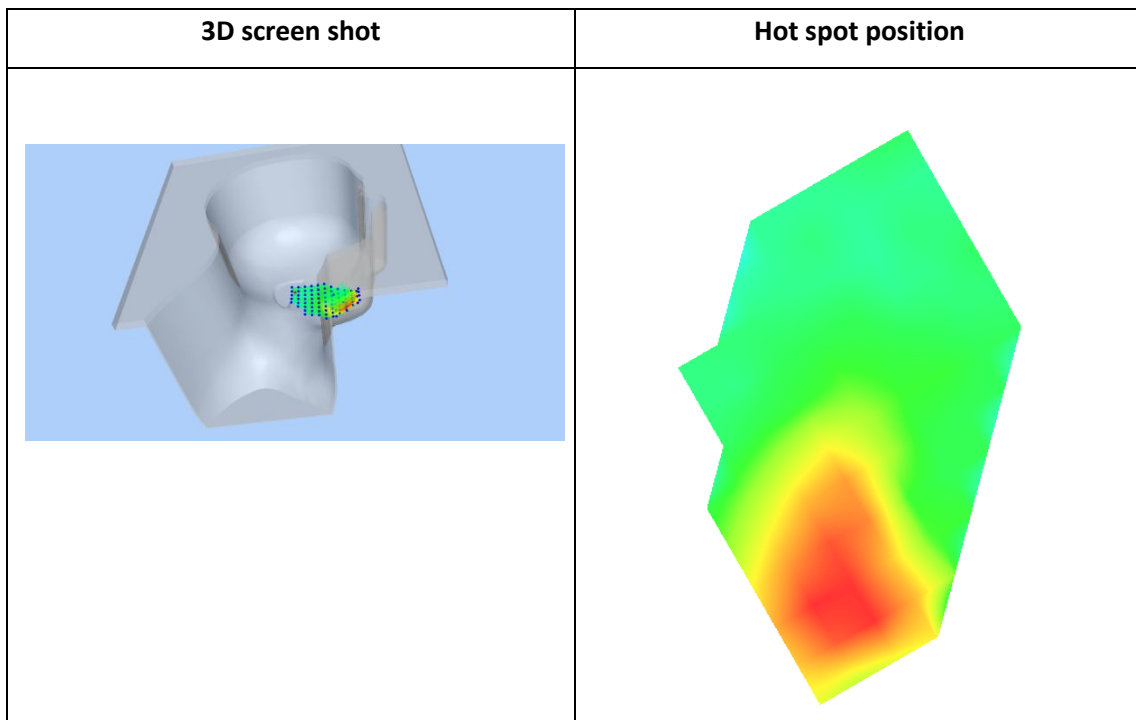
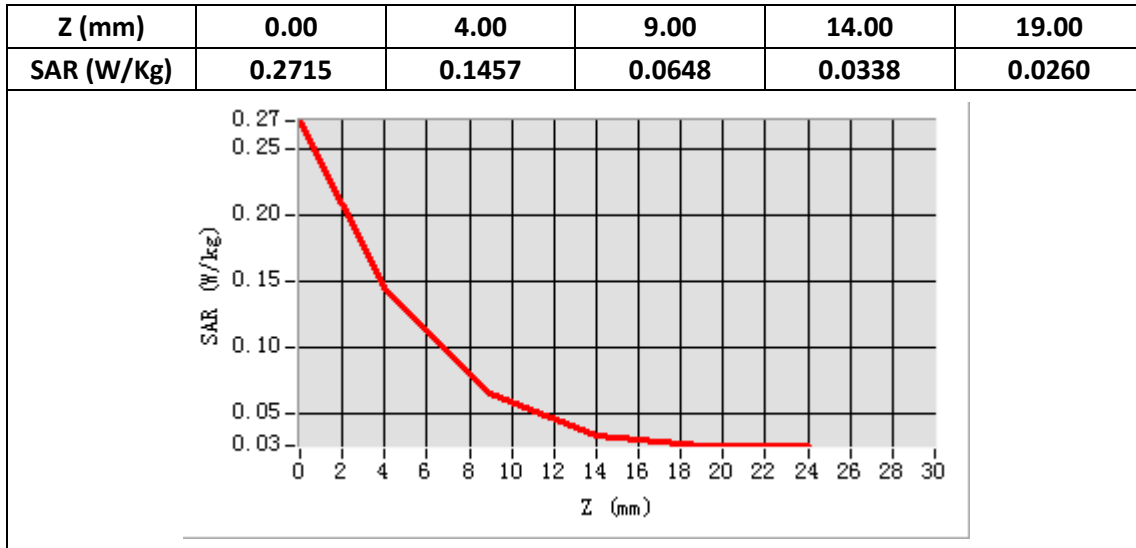
E-Field Probe	SATIMO SN_27/15_EPG0261
Frequency (MHz)	2535
Relative permittivity (real part)	39.32
Relative permittivity (imaginary part)	13.22
Conductivity (S/m)	1.91
Variation (%)	-4.11
ConvF:	2.35



Maximum location: X=-77.00 Y=-59.00

SAR Peak: 0.27W/kg

SAR 10g (W/Kg)	0.074912
SAR 1g (W/Kg)	0.139037



Plot 16: LTE Band7, 20MHz, Back, Middle,10mm

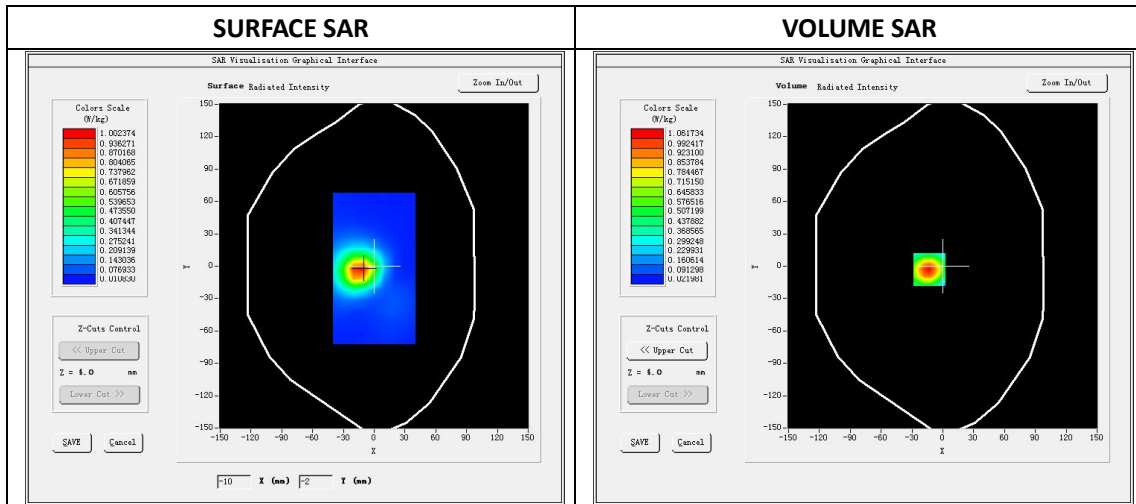
Type: Phone measurement
 Date of measurement: 07/10/2019
 Measurement duration: 22 minutes 18 seconds
 Mobile Phone IMEI number: --

A. Experimental conditions.

Area Scan	dx=5mm,dy=5mm
ZoomScan	7x7x8,dx=5mm dy=5mm dz=4mm
Phantom	Validation plane
Device Position	Back
Band	LTE Band 7
Channels	21100
Signal	LTE (Duty cycle: 1:1)

B. SAR Measurement Results

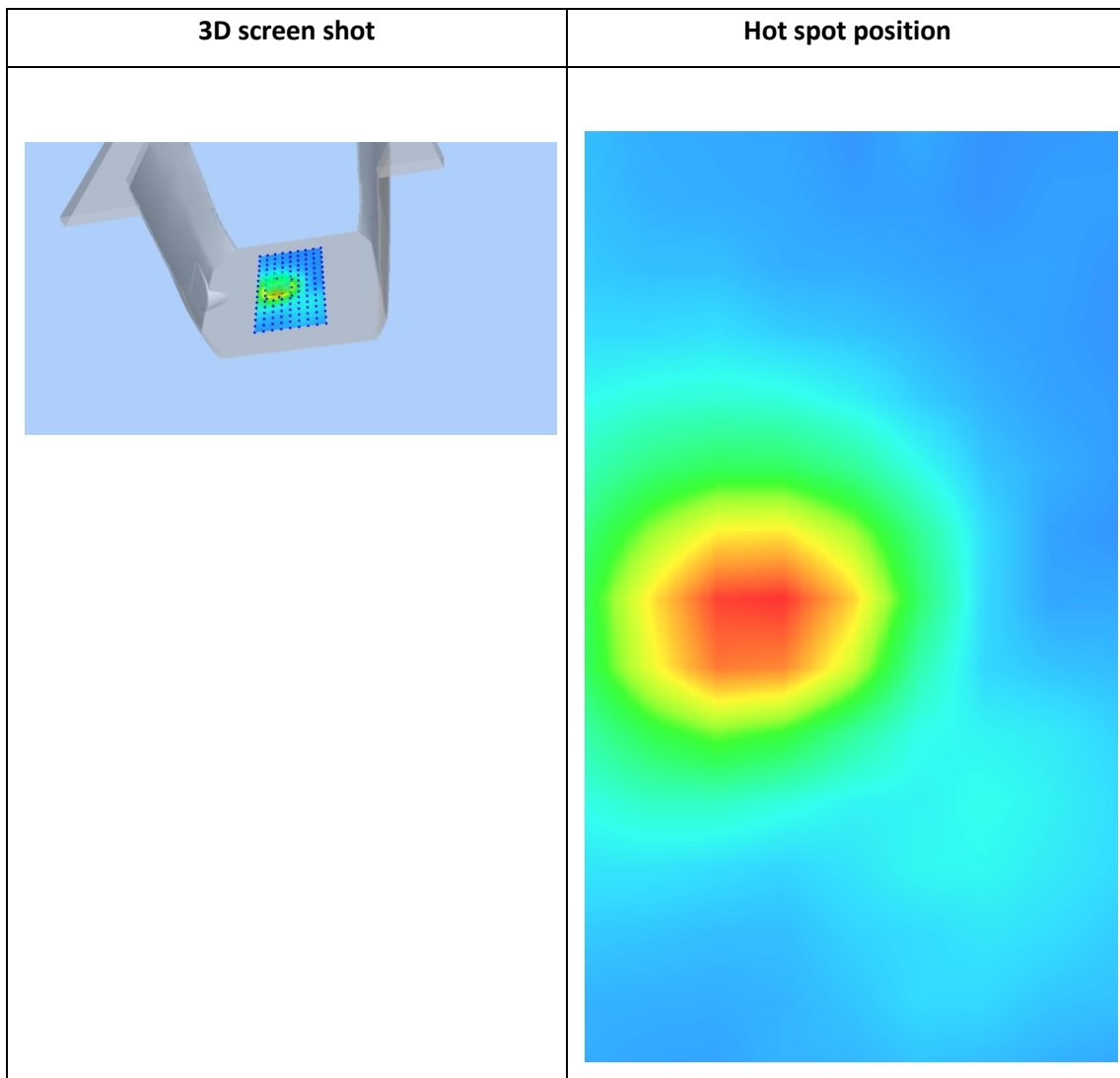
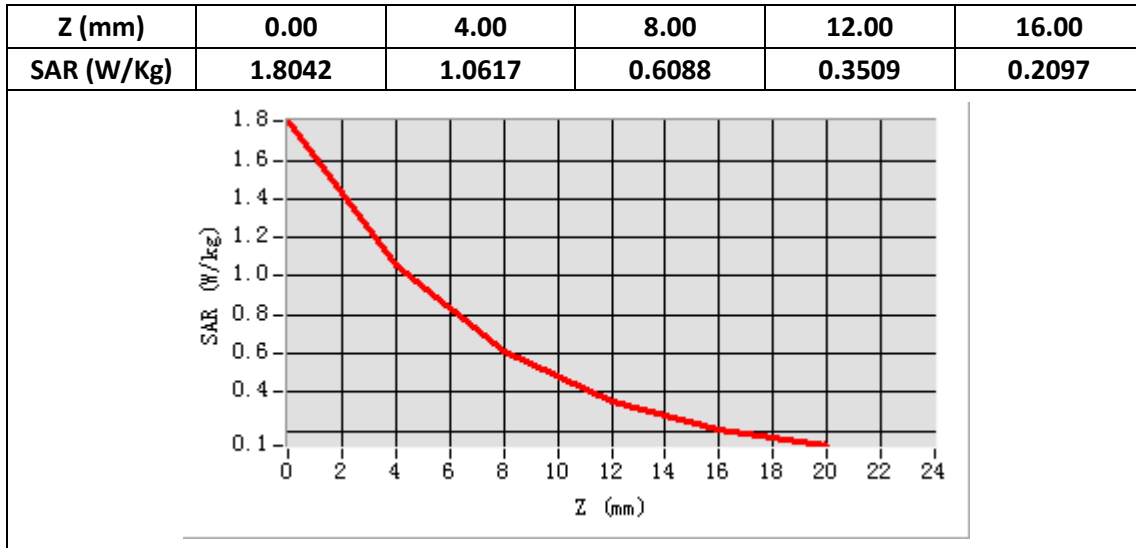
E-Field Probe	SATIMO SN_27/15_EPG0261
Frequency (MHz)	2535
Relative permittivity (real part)	52.36
Relative permittivity (imaginary part)	14.75
Conductivity (S/m)	2.13
Variation (%)	-0.64
ConvF:	2.43



Maximum location: X=-13.00 Y=-3.00

SAR Peak: 1.81 W/kg

SAR 10g (W/Kg)	0.472851
SAR 1g (W/Kg)	0.965255



Plot 17: LTE Band7, 20MHz, Edge C, Middle,10mm

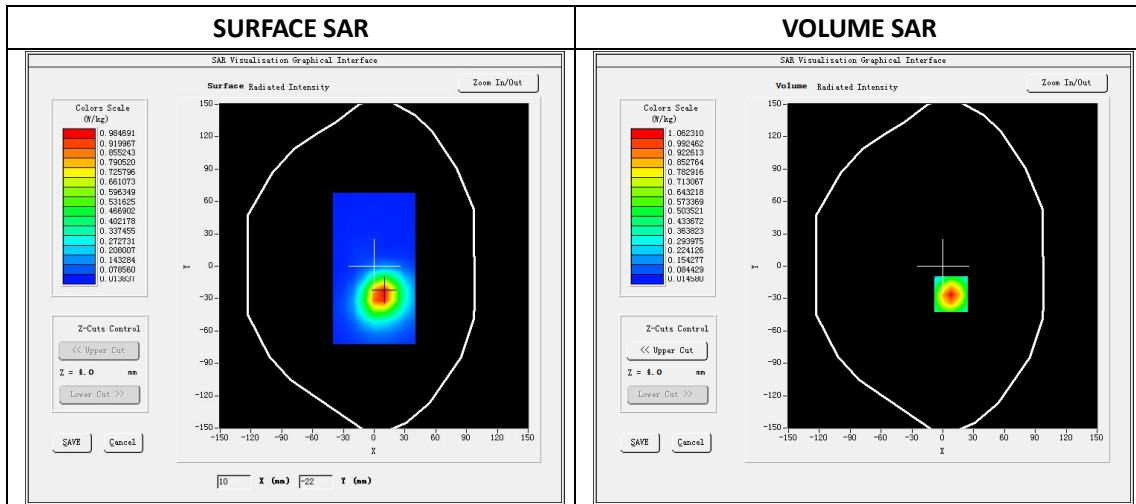
Type: Phone measurement
 Date of measurement: 07/10/2019
 Measurement duration: 22 minutes 19 seconds
 Mobile Phone IMEI number: --

A. Experimental conditions.

Area Scan	dx=5mm,dy=5mm
ZoomScan	7x7x8,dx=5mm dy=5mm dz=4mm
Phantom	Validation plane
Device Position	Edge C
Band	LTE Band 7
Channels	21100
Signal	LTE (Duty cycle: 1:1)

B. SAR Measurement Results

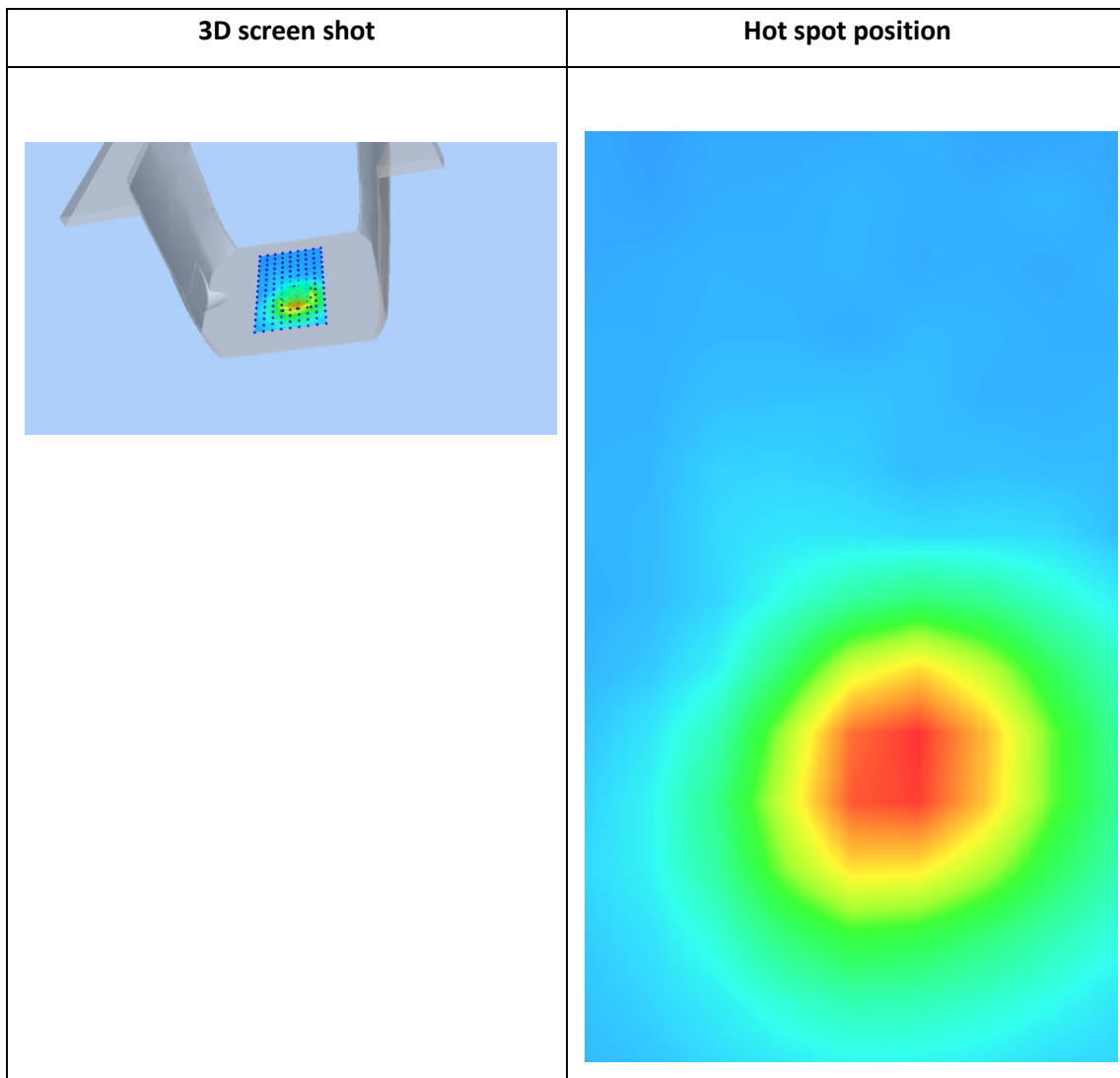
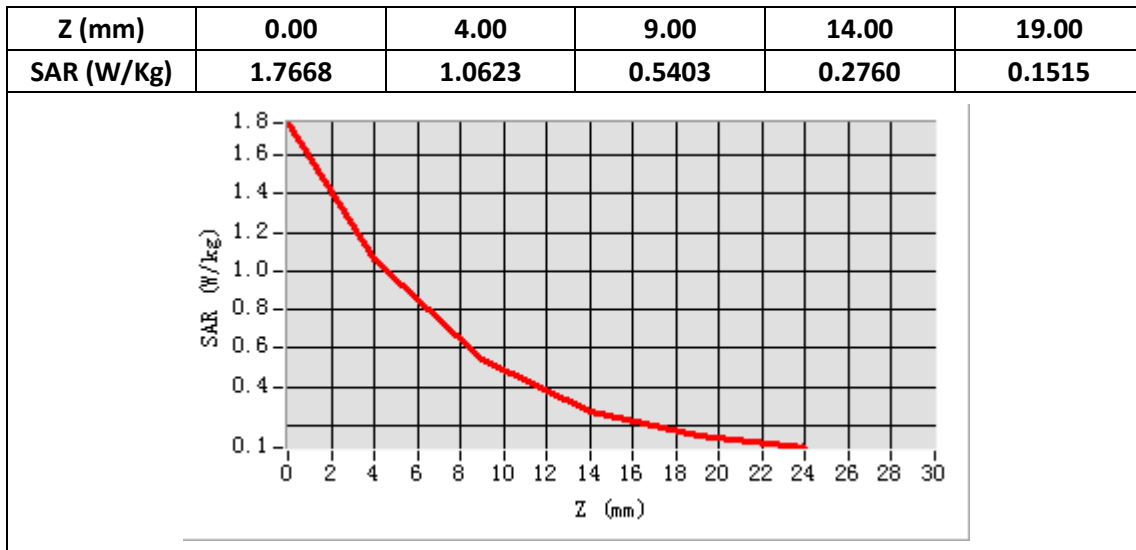
E-Field Probe	SATIMO SN_27/15_EPG0261
Frequency (MHz)	2535
Relative permittivity (real part)	52.36
Relative permittivity (imaginary part)	14.75
Conductivity (S/m)	2.13
Variation (%)	-2.24
ConvF:	2.43



Maximum location: X=8.00 Y=-26.00

SAR Peak: 1.77 W/kg

SAR 10g (W/Kg)	0.488853
SAR 1g (W/Kg)	0.985658



Plot 18: LTE Band12, 10MHz,Left Cheek, Middle

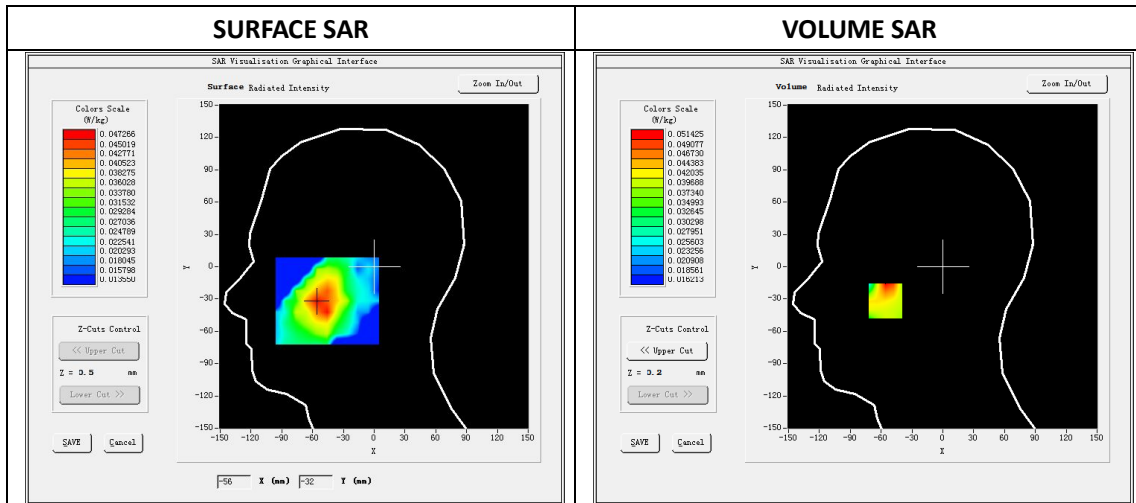
Type: Phone measurement
 Date of measurement: 07/03/2019
 Measurement duration: 22 minutes 21 seconds
 Mobile Phone IMEI number: --

A. Experimental conditions.

Area Scan	dx=8mm dy=8mm
ZoomScan	5x5x7,dx=8mm dy=8mm dz=5mm
Phantom	Validation plane
Device Position	Left Cheek
Band	LTE Band 12
Channels	23095
Signal	LTE (Duty cycle: 1:1)

B. SAR Measurement Results

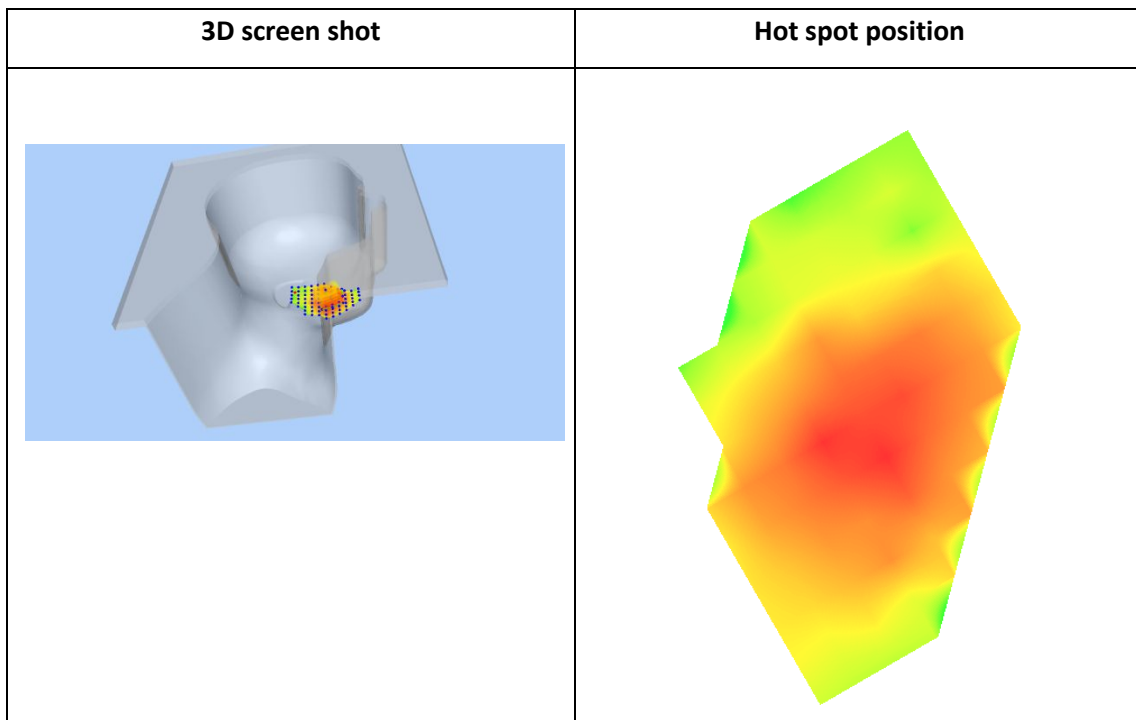
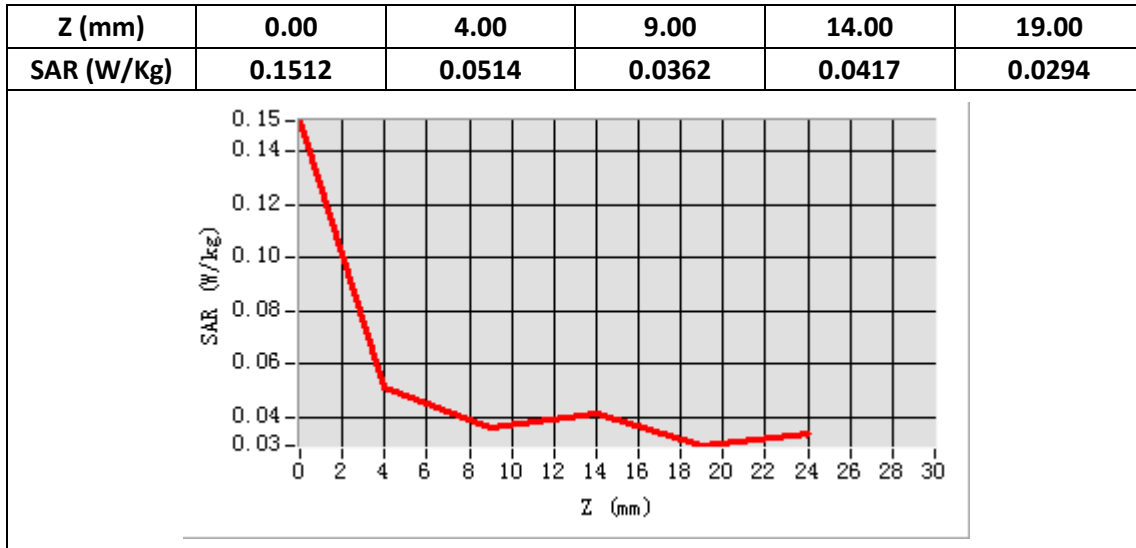
E-Field Probe	SATIMO SN_27/15_EPG0261
Frequency (MHz)	707.5
Relative permittivity (real part)	41.66
Relative permittivity (imaginary part)	21.84
Conductivity (S/m)	0.91
Variation (%)	-4.38
ConvF:	1.87



Maximum location: X=-56.00, Y=-32.00

SAR Peak: 0.06 W/kg

SAR 10g (W/Kg)	0.039799
SAR 1g (W/Kg)	0.049522



Plot 19: LTE Band12, 10MHz, Back, Middle,10mm

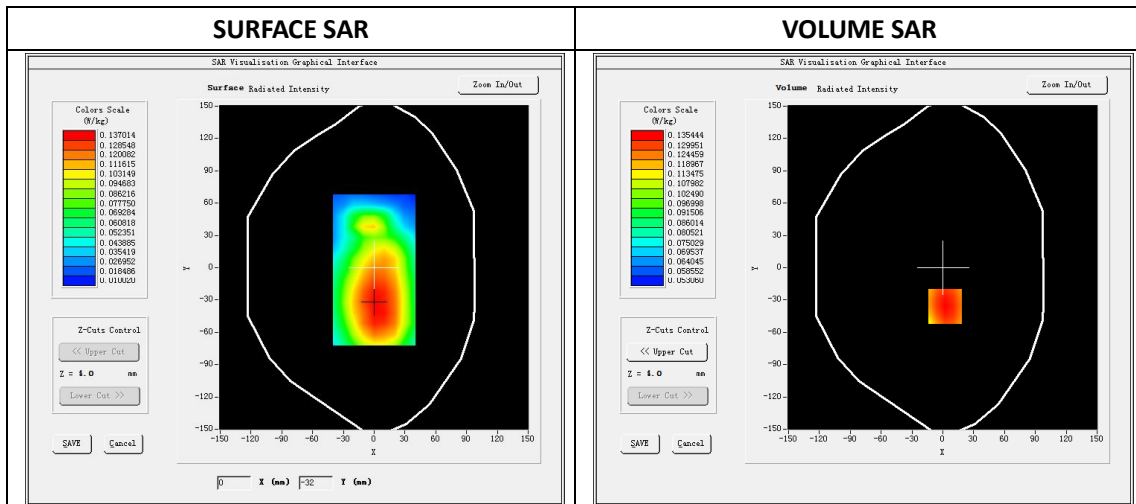
Type: Phone measurement
 Date of measurement: 07/03/2019
 Measurement duration: 22 minutes 22 seconds
 Mobile Phone IMEI number: --

A. Experimental conditions.

Area Scan	dx=8mm dy=8mm
ZoomScan	5x5x7,dx=8mm dy=8mm dz=5mm
Phantom	Validation plane
Device Position	Back
Band	LTE Band 12
Channels	23095
Signal	LTE (Duty cycle: 1:1)

B. SAR Measurement Results

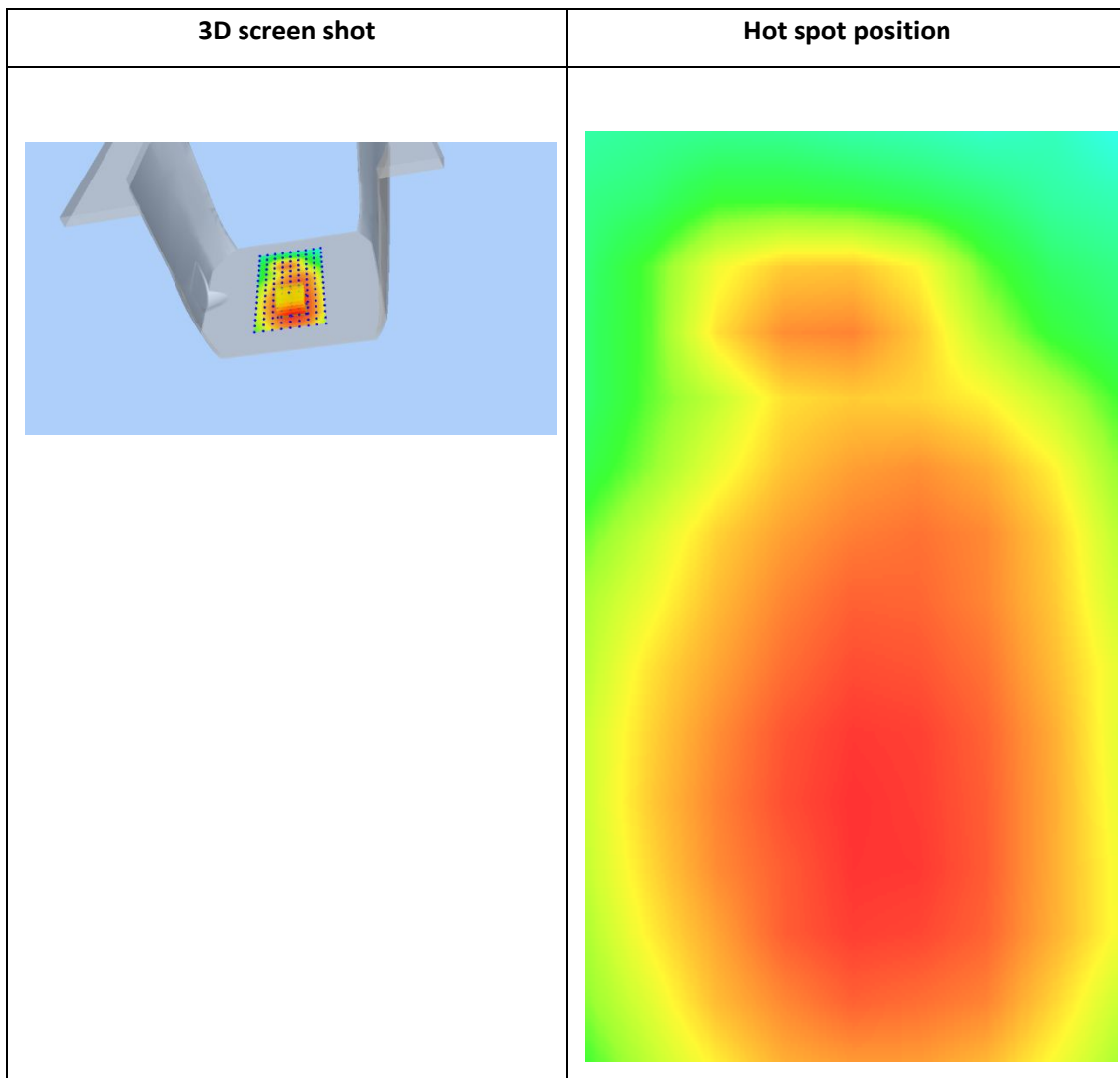
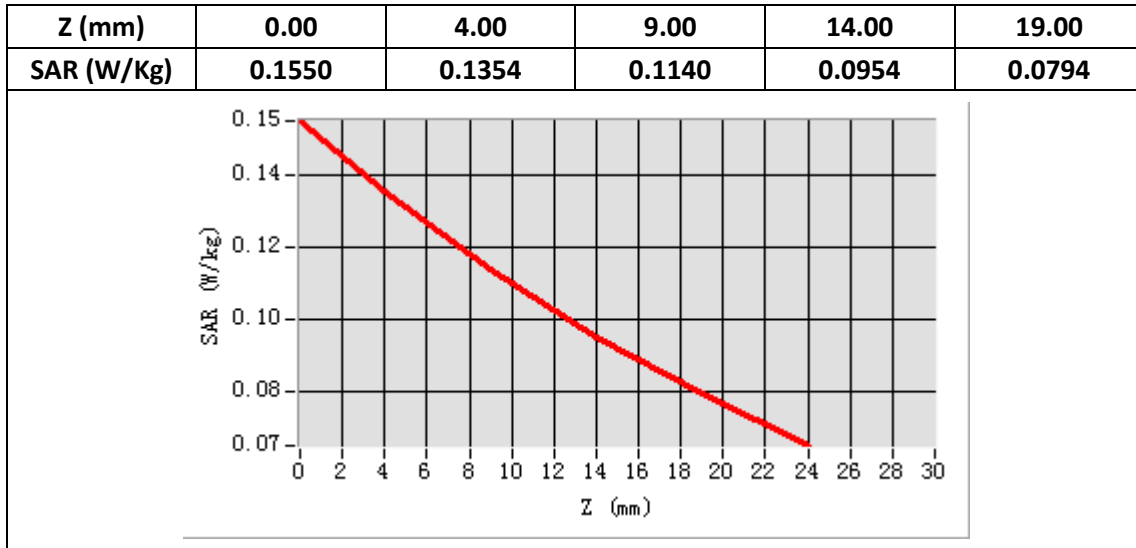
E-Field Probe	SATIMO SN_27/15_EPG0261
Frequency (MHz)	707.5
Relative permittivity (real part)	52.68
Relative permittivity (imaginary part)	22.80
Conductivity (S/m)	0.95
Variation (%)	-1.88
ConvF:	1.93



Maximum location: X=2.00, Y=-36.00

SAR Peak: 0.16W/kg

SAR 10g (W/Kg)	0.108335
SAR 1g (W/Kg)	0.134721



Plot 20: LTE Band17, 10MHz,Right Check, Middle

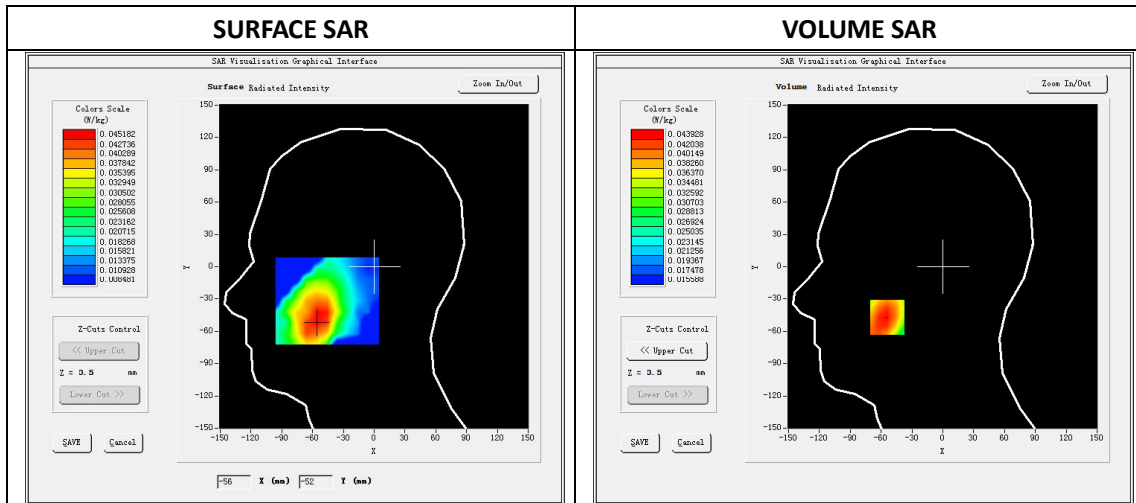
Type: Phone measurement
 Date of measurement: 07/03/2019
 Measurement duration: 22 minutes 23 seconds
 Mobile Phone IMEI number: --

A. Experimental conditions.

Area Scan	dx=8mm dy=8mm
ZoomScan	5x5x7,dx=8mm dy=8mm dz=5mm
Phantom	Validation plane
Device Position	Right Check
Band	LTE Band 17
Channels	23790
Signal	LTE (Duty cycle: 1:1)

B. SAR Measurement Results

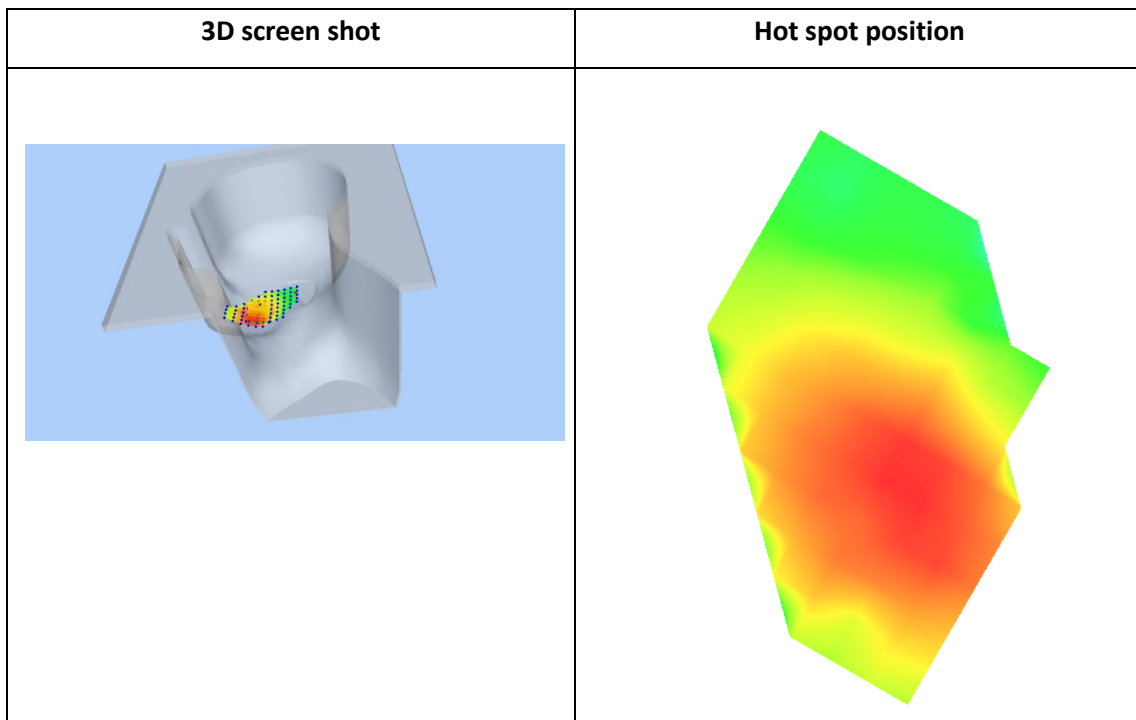
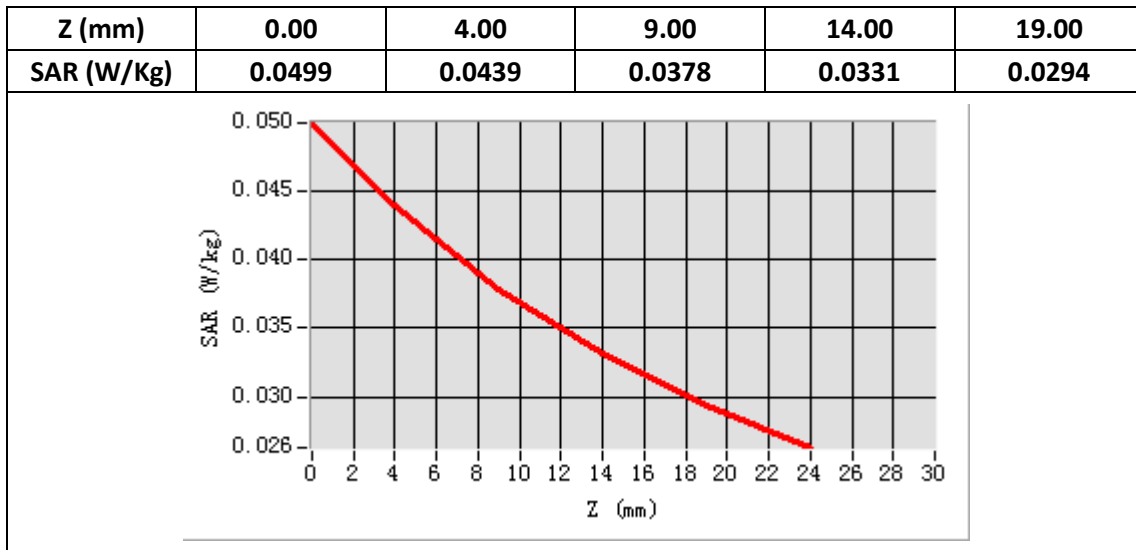
E-Field Probe	SATIMO SN_27/15_EPG0261
Frequency (MHz)	710
Relative permittivity (real part)	41.66
Relative permittivity (imaginary part)	21.84
Conductivity (S/m)	0.91
Variation (%)	-4.75
ConvF:	1.87



Maximum location: X=-54.00, Y=-47.00

SAR Peak: 0.05 W/kg

SAR 10g (W/Kg)	0.035637
SAR 1g (W/Kg)	0.042939



Plot 21: LTE Band17, 10MHz, Back, Middle,10mm

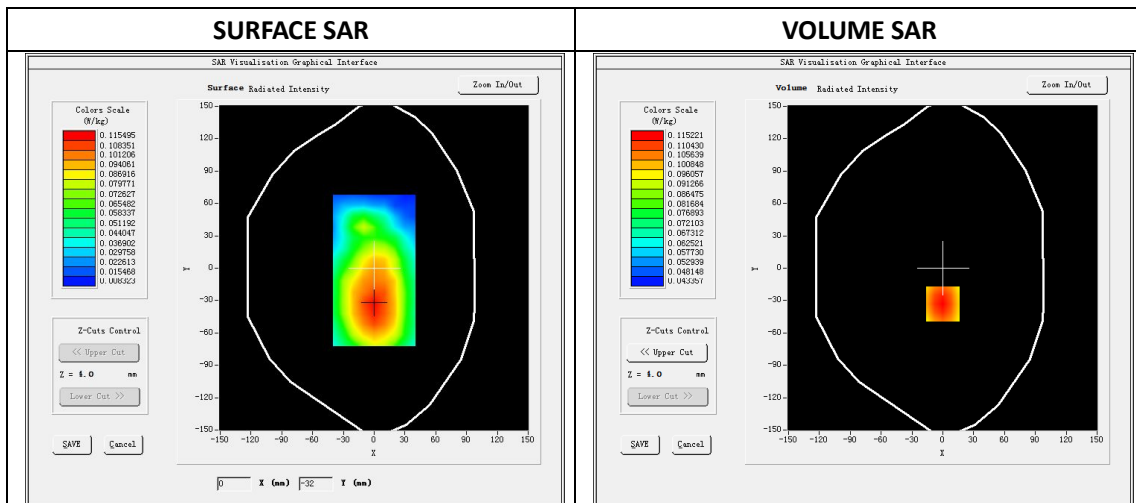
Type: Phone measurement
 Date of measurement: 07/03/2019
 Measurement duration: 22 minutes 25 seconds
 Mobile Phone IMEI number: --

A. Experimental conditions.

Area Scan	dx=8mm dy=8mm
ZoomScan	5x5x7,dx=8mm dy=8mm dz=5mm
Phantom	Validation plane
Device Position	Back
Band	LTE Band 17
Channels	23790
Signal	LTE (Duty cycle: 1:1)

B. SAR Measurement Results

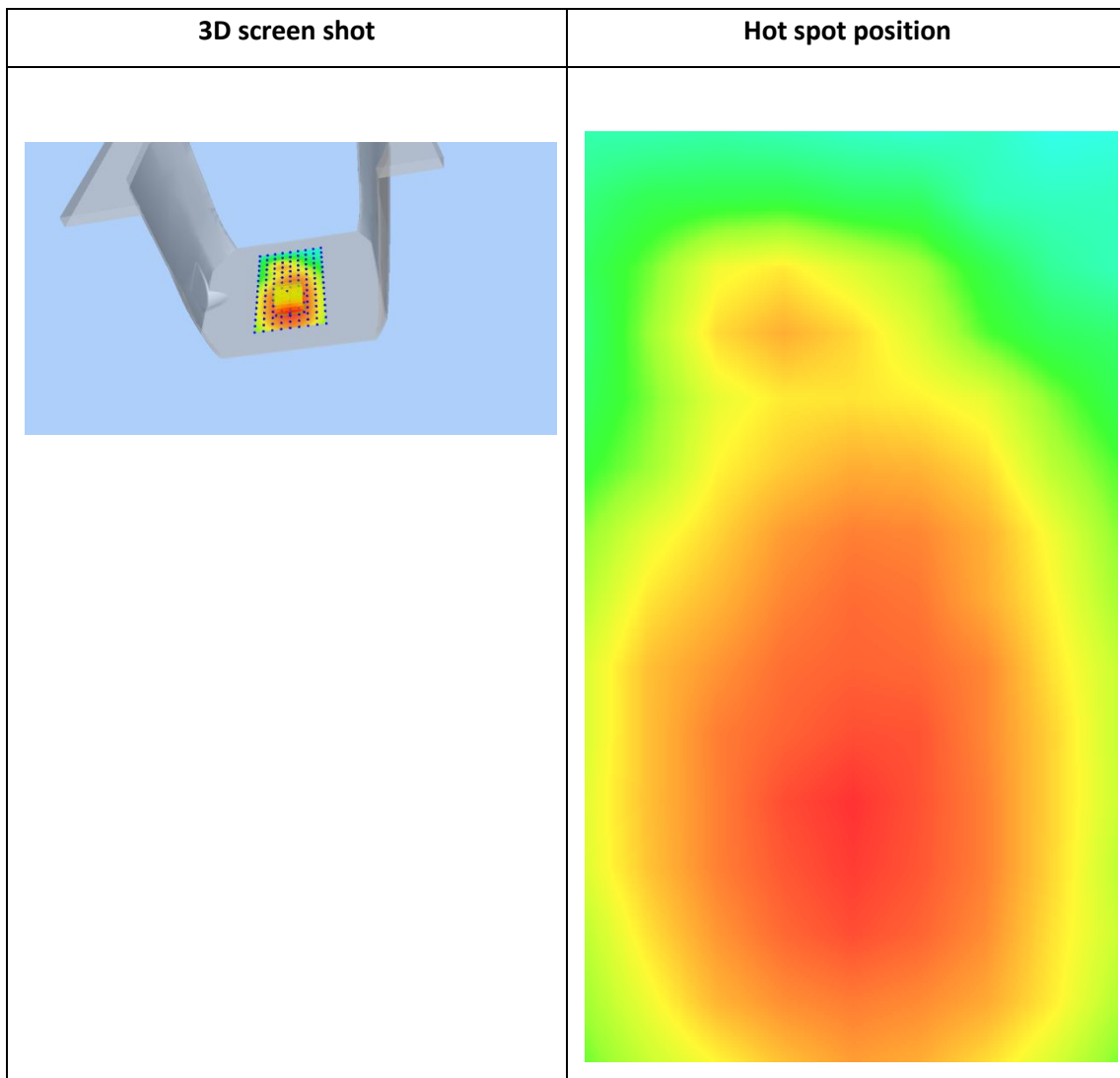
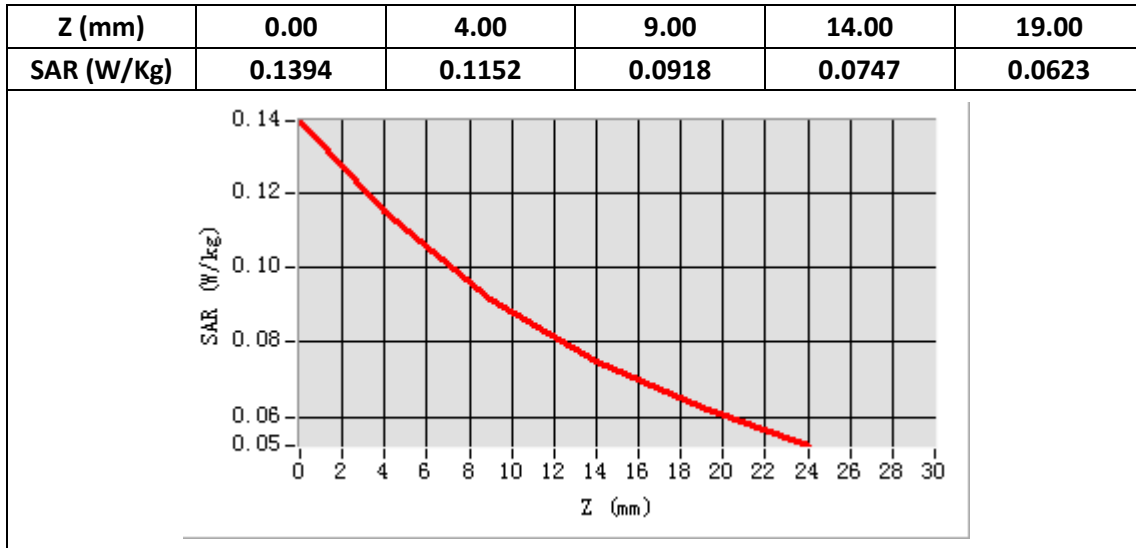
E-Field Probe	SATIMO SN_27/15_EPG0261
Frequency (MHz)	710
Relative permittivity (real part)	52.68
Relative permittivity (imaginary part)	22.80
Conductivity (S/m)	0.95
Variation (%)	-2.38
ConvF:	1.93



Maximum location: X=0.00, Y=-33.00

SAR Peak: 0.14W/kg

SAR 10g (W/Kg)	0.087072
SAR 1g (W/Kg)	0.111725



Plot 22: LTE Band25, 20MHz,Left Cheek, Middle

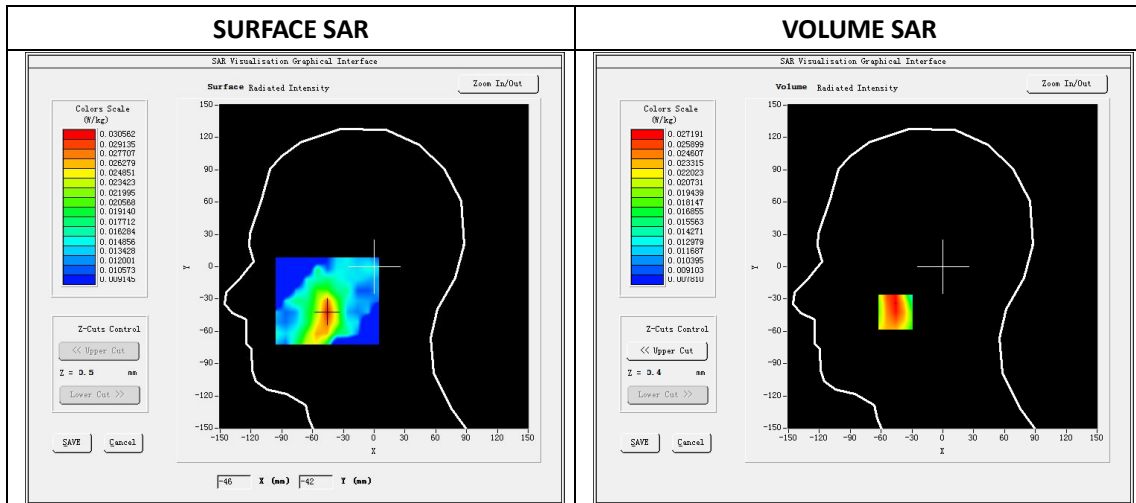
Type: Phone measurement
 Date of measurement: 07/08/2019
 Measurement duration: 22 minutes 24 seconds
 Mobile Phone IMEI number: --

A. Experimental conditions.

Area Scan	dx=8mm dy=8mm
ZoomScan	5x5x7,dx=8mm dy=8mm dz=5mm
Phantom	Validation plane
Device Position	Left Cheek
Band	LTE Band 25
Channels	26365
Signal	LTE (Duty cycle: 1:1)

B. SAR Measurement Results

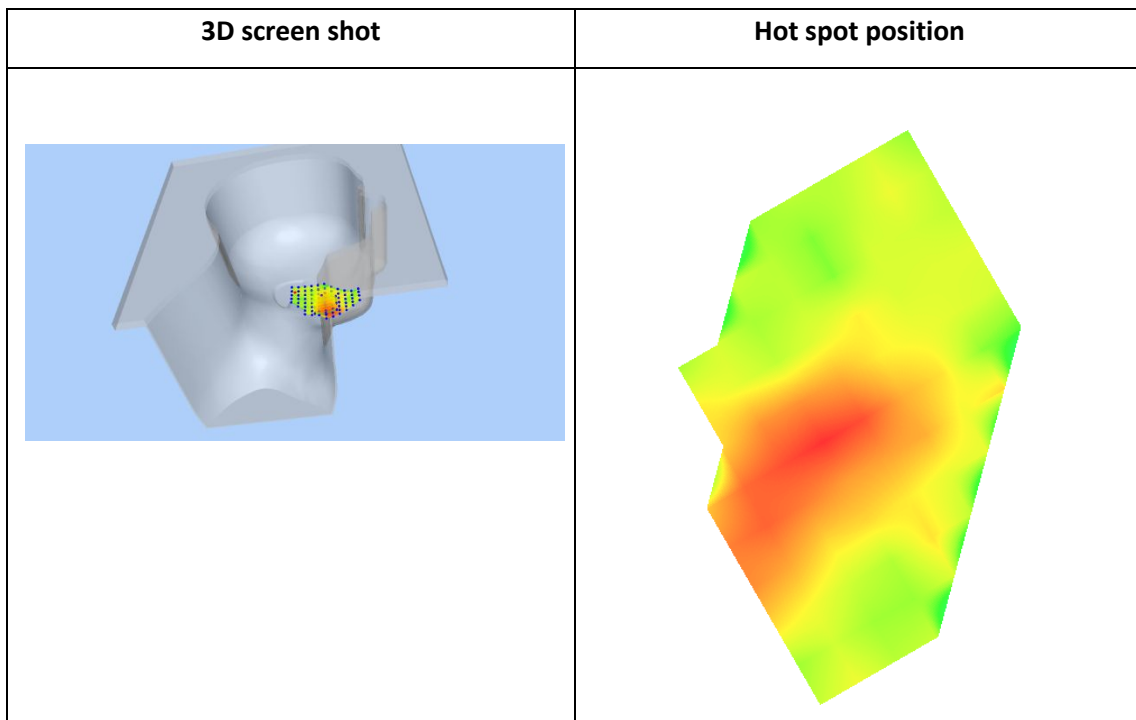
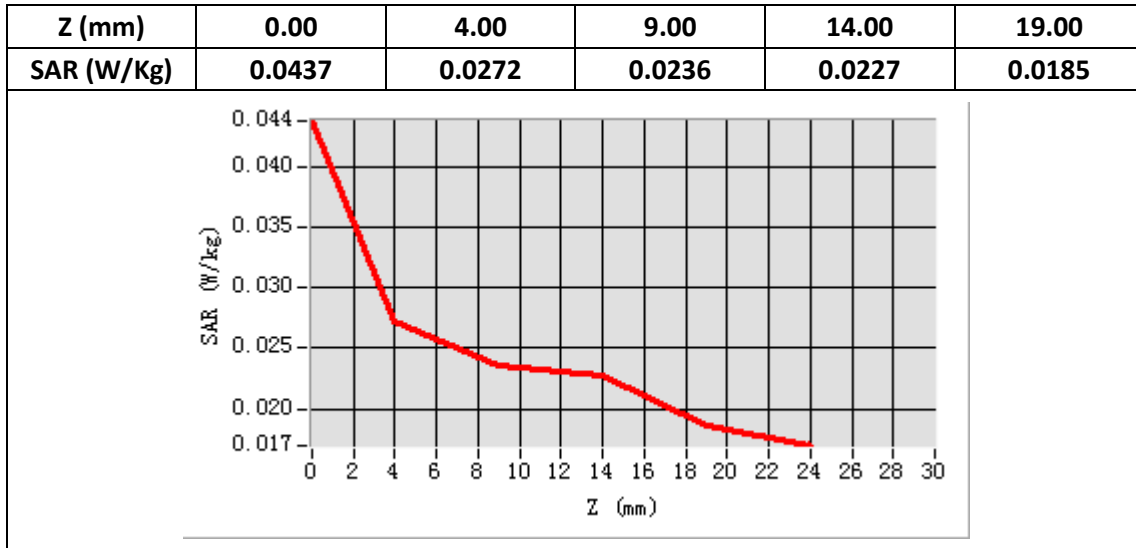
E-Field Probe	SATIMO SN_27/15_EPG0261
Frequency (MHz)	1882.5
Relative permittivity (real part)	40.31
Relative permittivity (imaginary part)	13.36
Conductivity (S/m)	1.41
Variation (%)	-3.09
ConvF:	2.34



Maximum location: X=-46.00, Y=-42.00

SAR Peak: 0.03W/kg

SAR 10g (W/Kg)	0.022524
SAR 1g (W/Kg)	0.027225



Plot 23: LTE Band25, 20MHz, Back, Middle,10mm

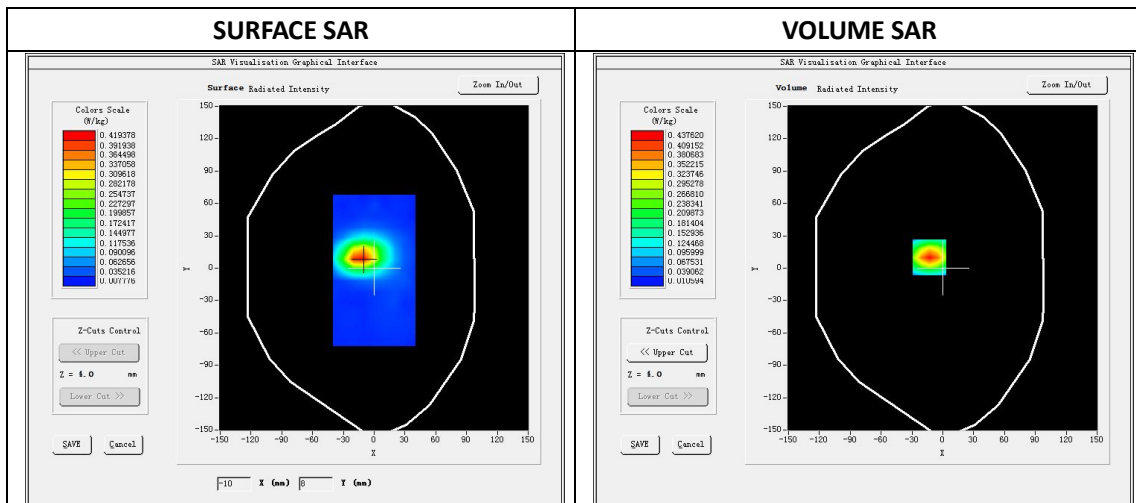
Type: Phone measurement
 Date of measurement: 07/08/2019
 Measurement duration: 22 minutes 26 seconds
 Mobile Phone IMEI number: --

A. Experimental conditions.

Area Scan	dx=8mm dy=8mm
ZoomScan	5x5x7,dx=8mm dy=8mm dz=5mm
Phantom	Validation plane
Device Position	Back
Band	LTE Band 25
Channels	26365
Signal	LTE (Duty cycle: 1:1)

B. SAR Measurement Results

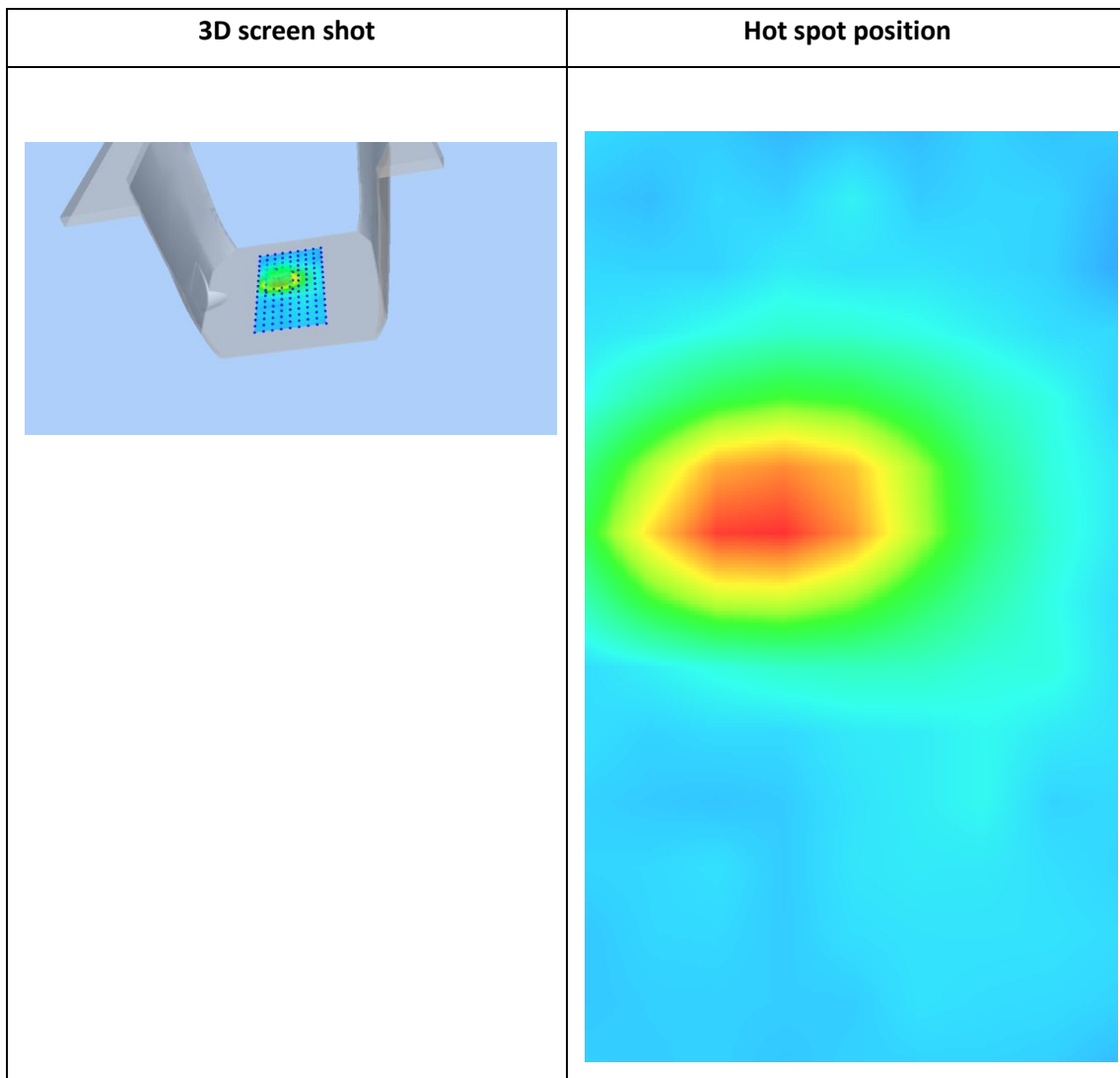
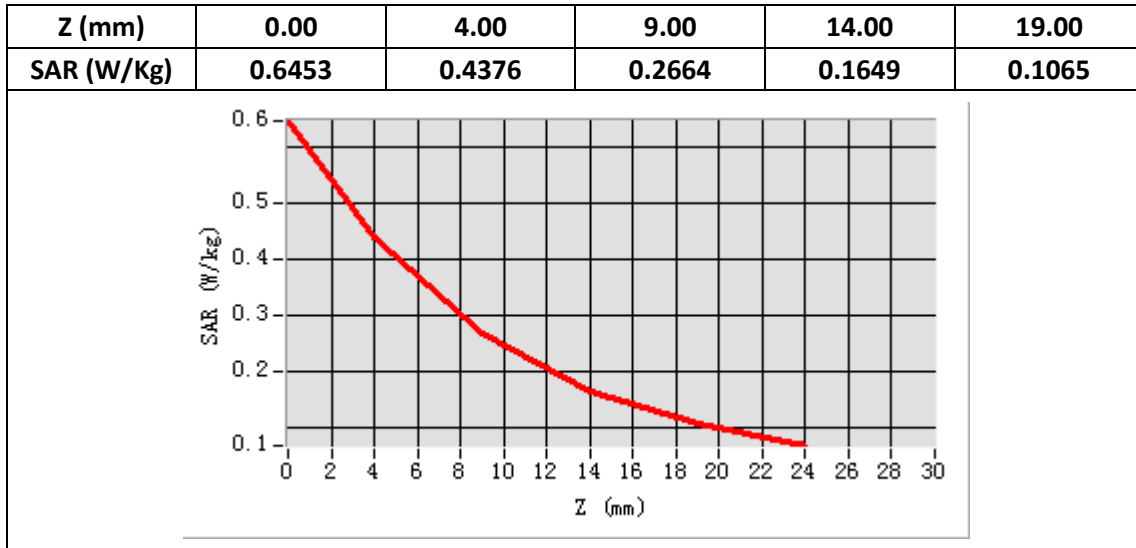
E-Field Probe	SATIMO SN_27/15_EPG0261
Frequency (MHz)	1882.5
Relative permittivity (real part)	53.20
Relative permittivity (imaginary part)	14.49
Conductivity (S/m)	1.53
Variation (%)	-2.29
ConvF:	2.39



Maximum location: X=-13.00, Y=10.00

SAR Peak: 0.65W/kg

SAR 10g (W/Kg)	0.225426
SAR 1g (W/Kg)	0.426528



Plot 24: LTE Band66, 20MHz, Left Cheek, Middle

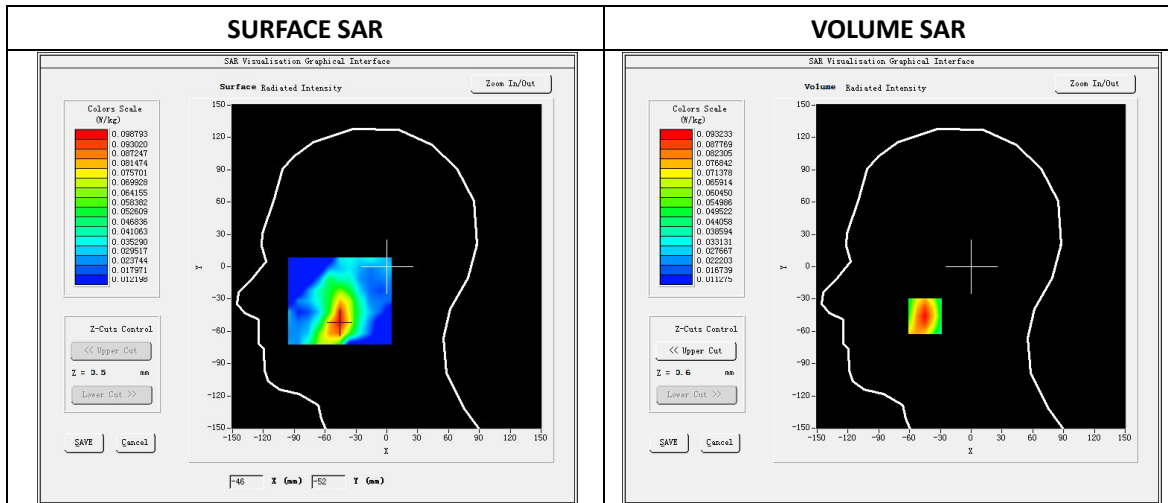
Type: Phone measurement
 Date of measurement: 07/05/2019
 Measurement duration: 22 minutes 28 seconds
 Mobile Phone IMEI number: --

A. Experimental conditions.

Area Scan	dx=8mm dy=8mm
ZoomScan	5x5x7, dx=8mm dy=8mm dz=5mm
Phantom	Validation plane
Device Position	Left Cheek
Band	LTE Band 66
Channels	132197
Signal	LTE (Duty cycle: 1:1)

B. SAR Measurement Results

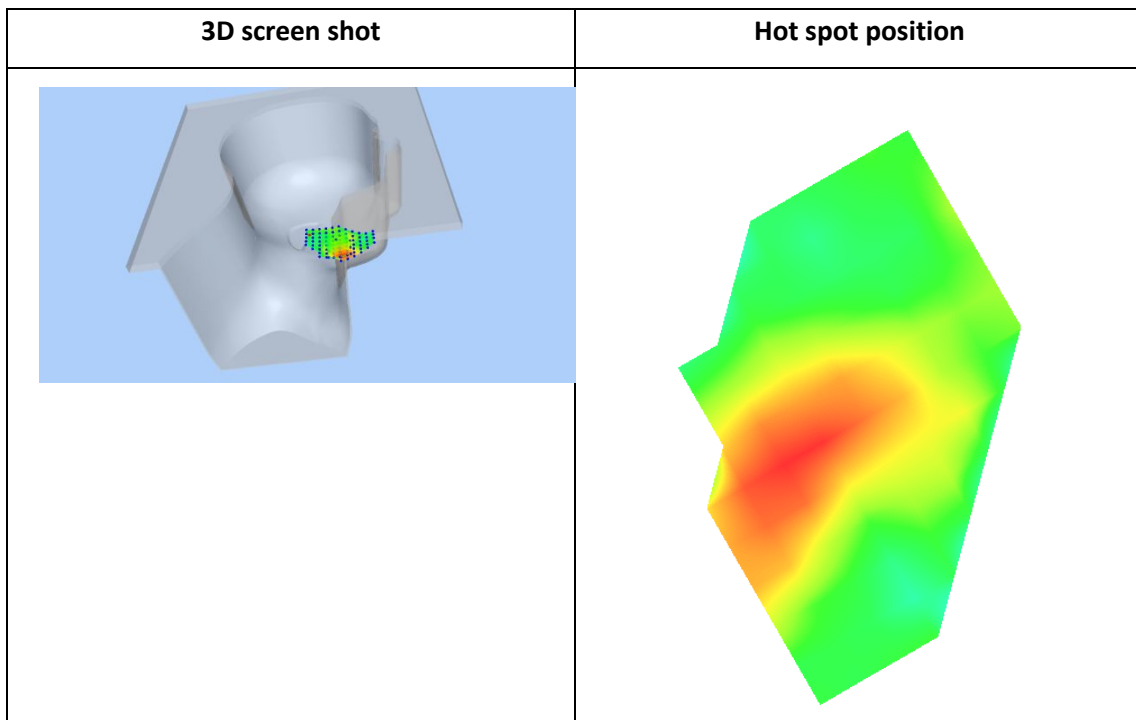
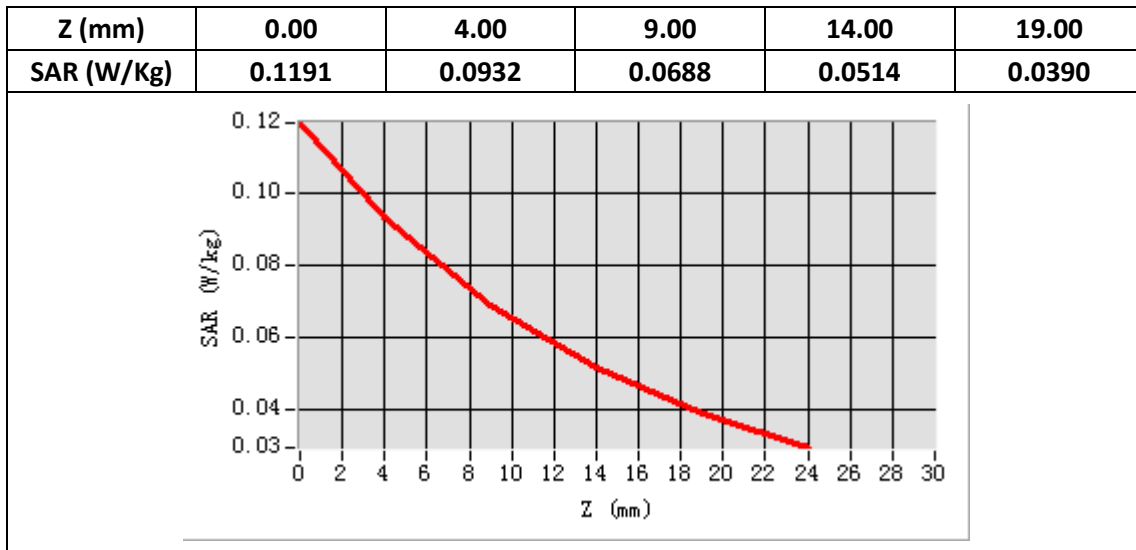
E-Field Probe	SATIMO SN_27/15_EPG0261
Frequency (MHz)	1732.5
Relative permittivity (real part)	40.58
Relative permittivity (imaginary part)	14.00
Conductivity (S/m)	1.40
Variation (%)	-3.32
ConvF:	5.73



Maximum location: X=-45.00, Y=-46.00

SAR Peak: 0.12W/kg

SAR 10g (W/Kg)	0.060309
SAR 1g (W/Kg)	0.089923



Plot 25: LTE Band66, 20MHz, Back, Middle,10mm

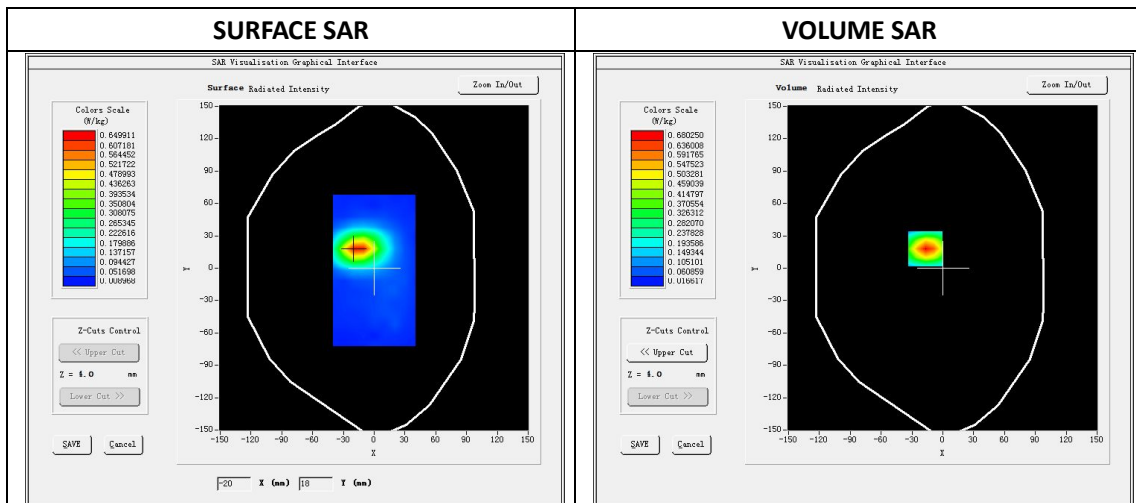
Type: Phone measurement
 Date of measurement: 07/05/2019
 Measurement duration: 22 minutes 27 seconds
 Mobile Phone IMEI number: --

A. Experimental conditions.

Area Scan	dx=8mm dy=8mm
ZoomScan	5x5x7,dx=8mm dy=8mm dz=5mm
Phantom	Validation plane
Device Position	Back
Band	LTE Band 66
Channels	132197
Signal	LTE (Duty cycle: 1:1)

B. SAR Measurement Results

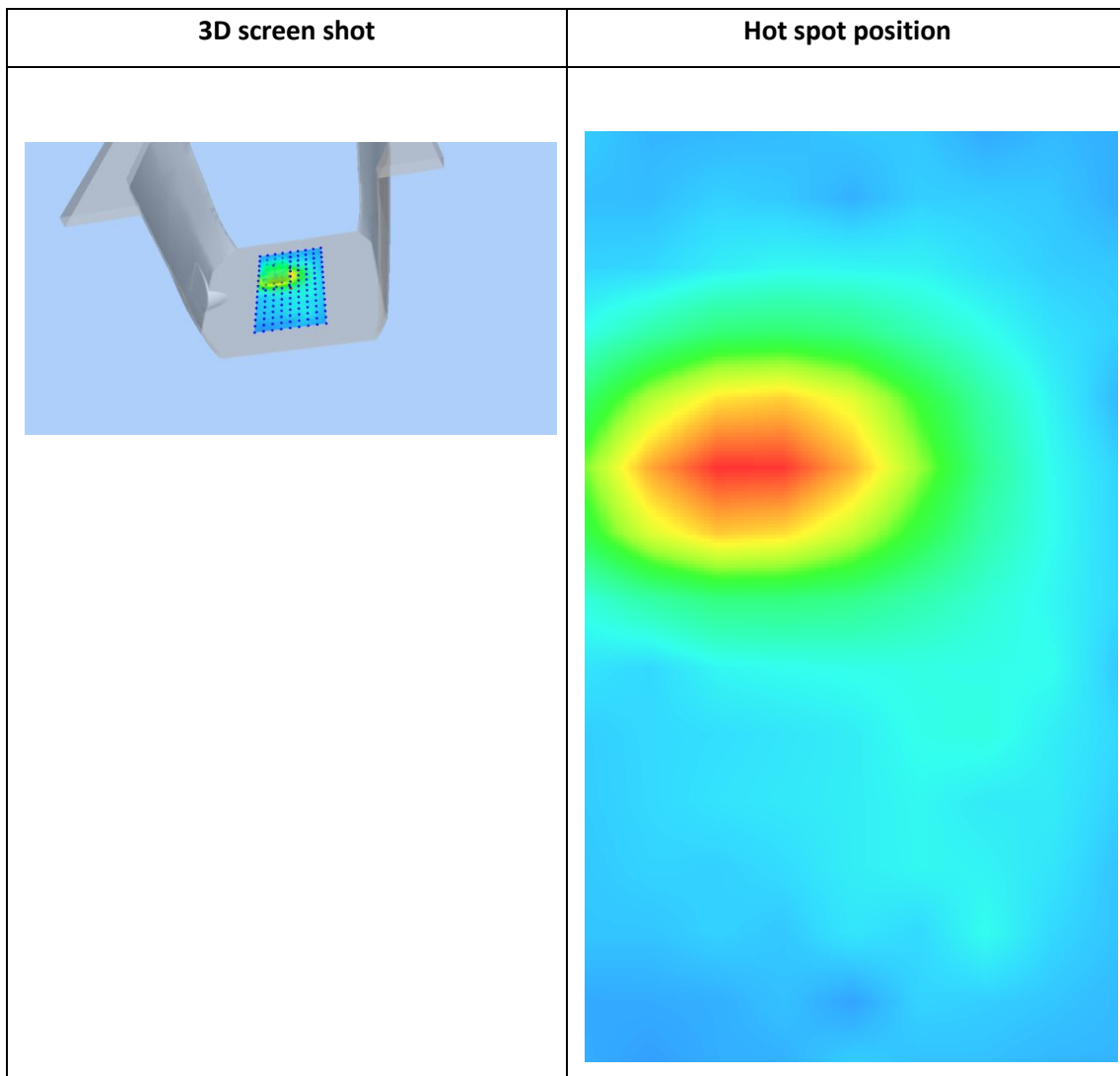
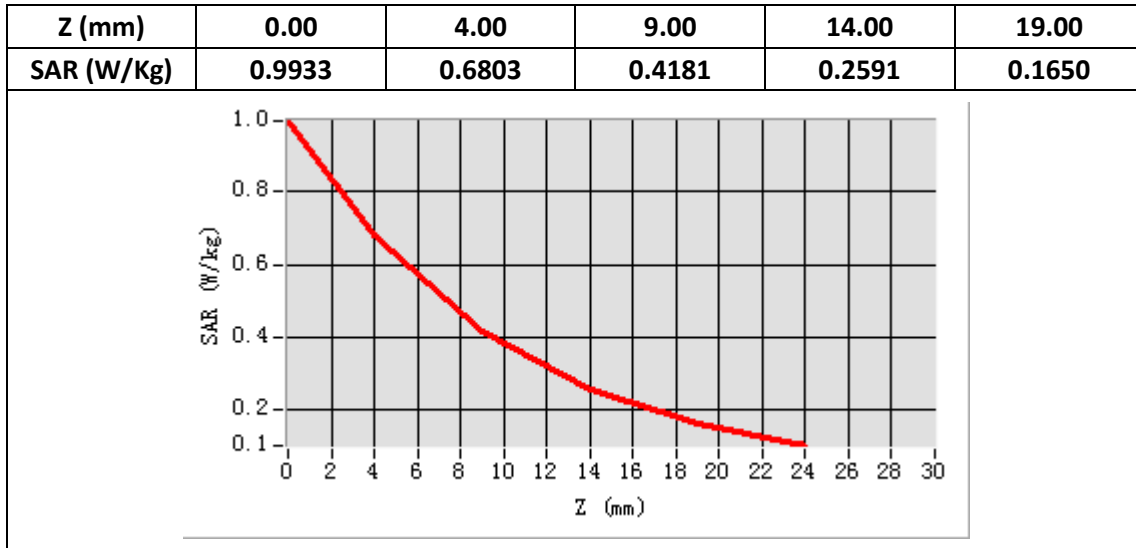
E-Field Probe	SATIMO SN_27/15_EPG0261
Frequency (MHz)	1732.5
Relative permittivity (real part)	53.42
Relative permittivity (imaginary part)	15.10
Conductivity (S/m)	1.51
Variation (%)	-3.79
ConvF:	2.14



Maximum location: X=-17.00, Y=18.00

SAR Peak: 1.00W/kg

SAR 10g (W/Kg)	0.337386
SAR 1g (W/Kg)	0.625835



Plot 26: Wi-Fi 802.11b Right Cheek, Middle

Type: Phone measurement

Date of measurement: 07/09/2019

Measurement duration: 22 minutes 29 seconds

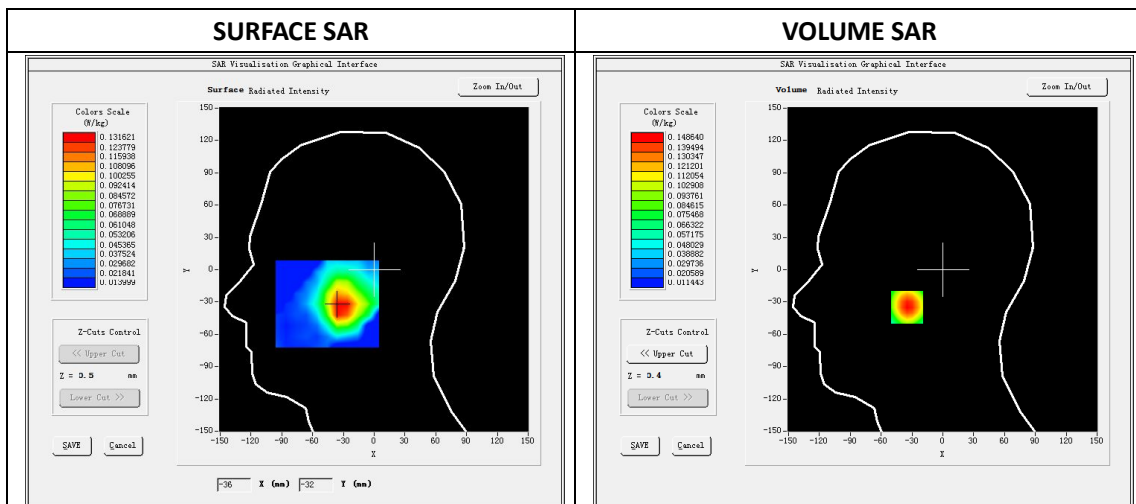
Mobile Phone IMEI number: --

A. Experimental conditions.

Area Scan	dx=5mm,dy=5mm
ZoomScan	7x7x8,dx=5mm dy=5mm dz=4mm
Phantom	Validation plane
Device Position	Right Cheek
Band	WIFI
Channels	6
Signal	DSSS (Duty cycle: 1:1)

B. SAR Measurement Results

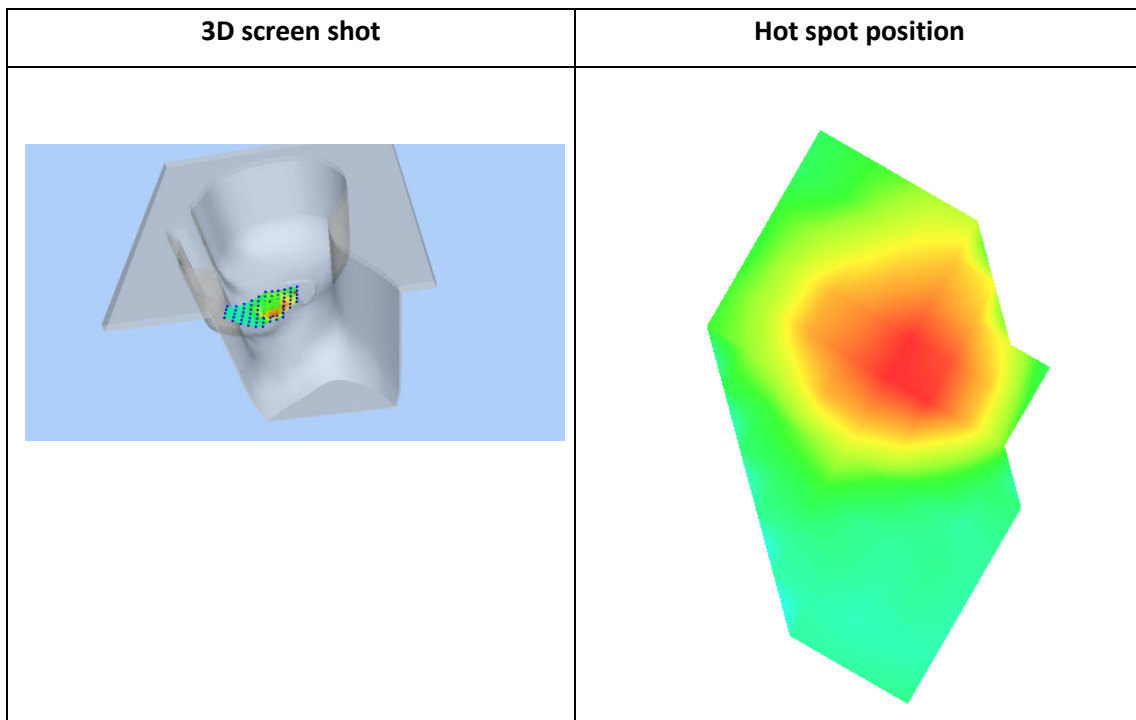
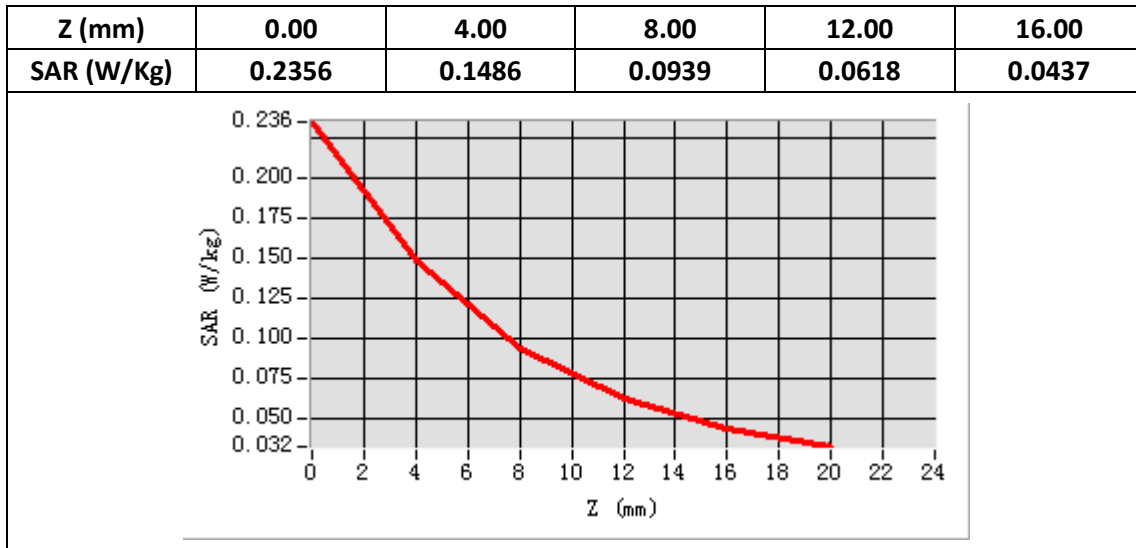
E-Field Probe	SATIMO SN_27/15_EPG0261
Frequency (MHz)	2437
Relative permittivity (real part)	39.61
Relative permittivity (imaginary part)	13.22
Conductivity (S/m)	1.80
Variation (%)	-1.15
ConvF:	2.37



Maximum location: X=-32.00 Y=-35.00

SAR Peak: 0.24 W/kg

SAR 10g (W/Kg)	0.080337
SAR 1g (W/Kg)	0.139691



Plot 27: Wi-Fi 802.11b, Back ,Middle, 10mm

Type: Phone measurement

Date of measurement: 07/09/2019

Measurement duration: 22 minutes 30 seconds

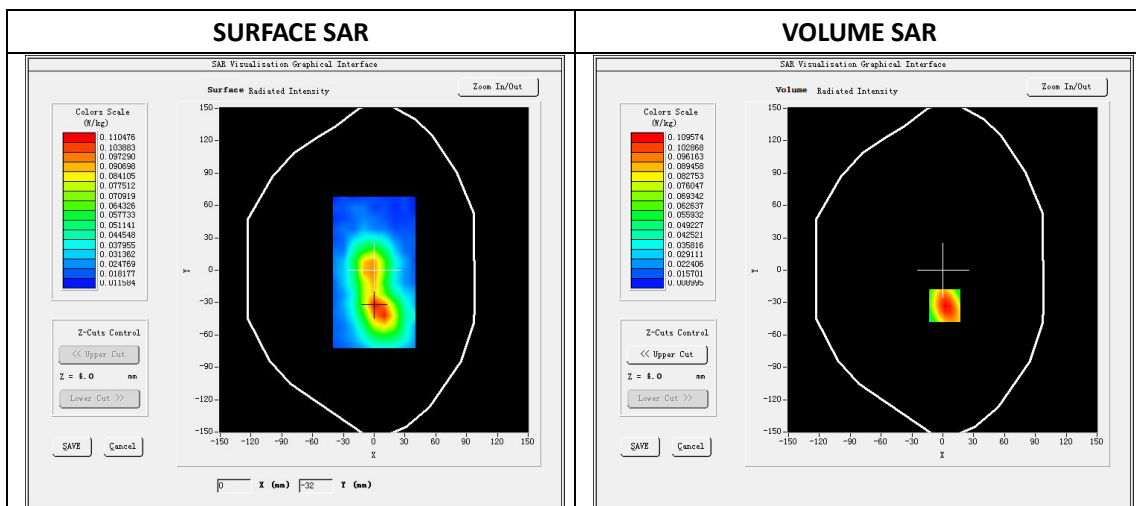
Mobile Phone IMEI number: --

A. Experimental conditions.

Area Scan	dx=5mm,dy=5mm
ZoomScan	7x7x8,dx=5mm dy=5mm dz=4mm
Phantom	Validation plane
Device Position	Back
Band	WIFI
Channels	6
Signal	DSSS (Duty cycle: 1:1)

B. SAR Measurement Results

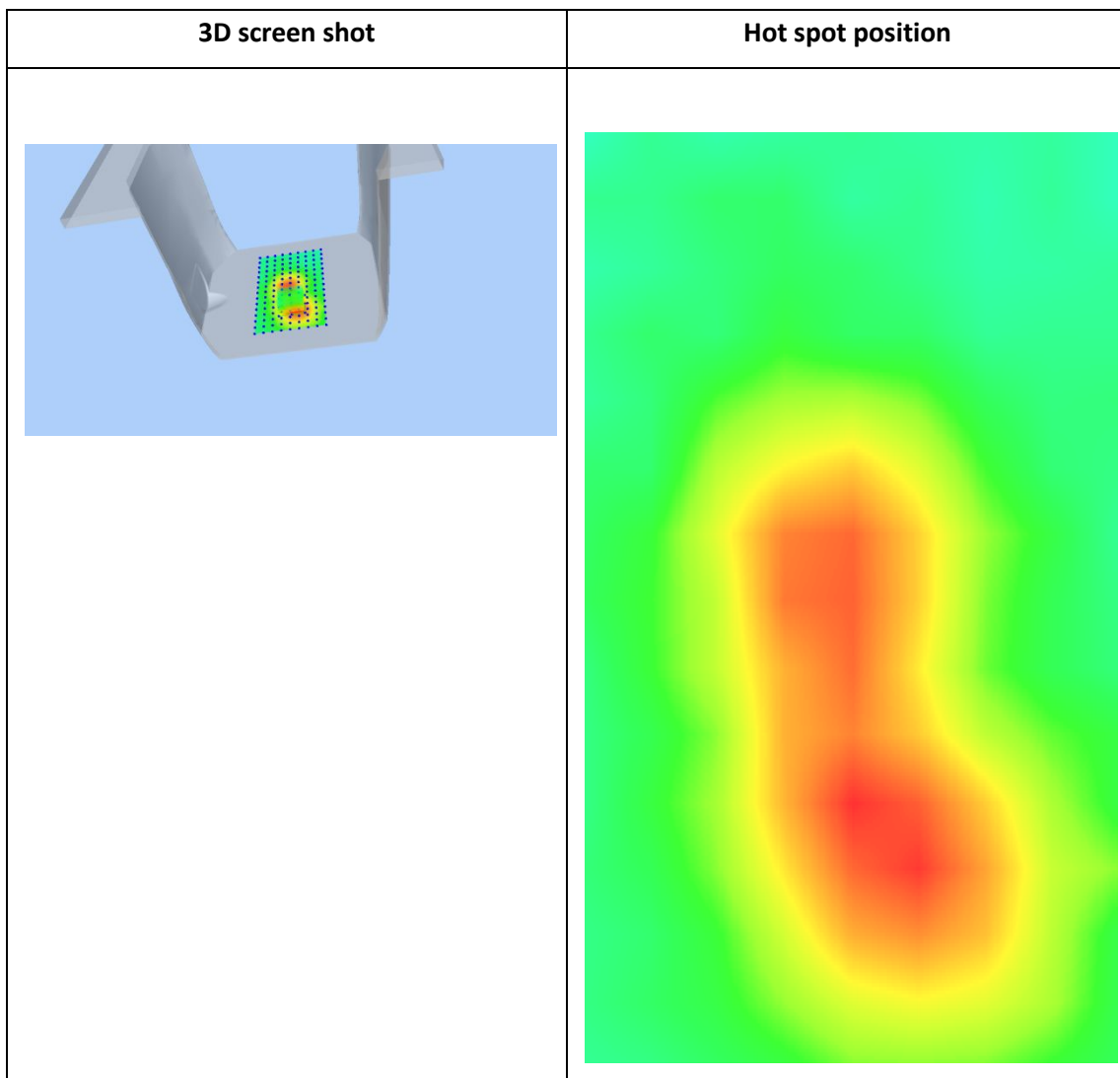
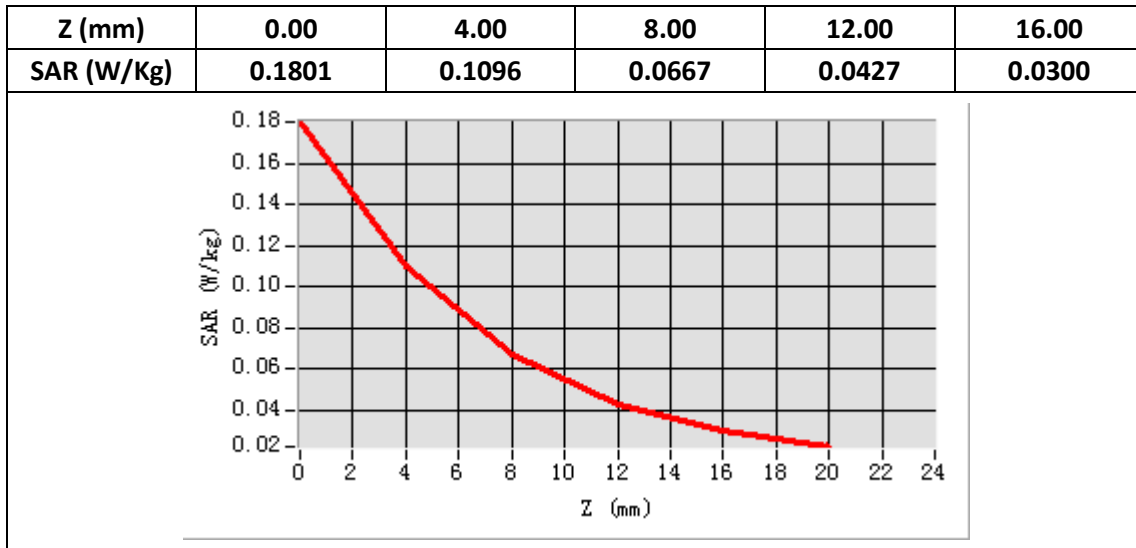
E-Field Probe	SATIMO SN_27/15_EPG0261
Frequency (MHz)	2437
Relative permittivity (real part)	52.65
Relative permittivity (imaginary part)	14.55
Conductivity (S/m)	1.98
Variation (%)	0.93
ConvF:	2.46



Maximum location: X=2.00 Y=-33.00

SAR Peak: 0.18 W/kg

SAR 10g (W/Kg)	0.059722
SAR 1g (W/Kg)	0.104573



Plot 28: BT3.0 8-DPSK, Left Cheek, Middle

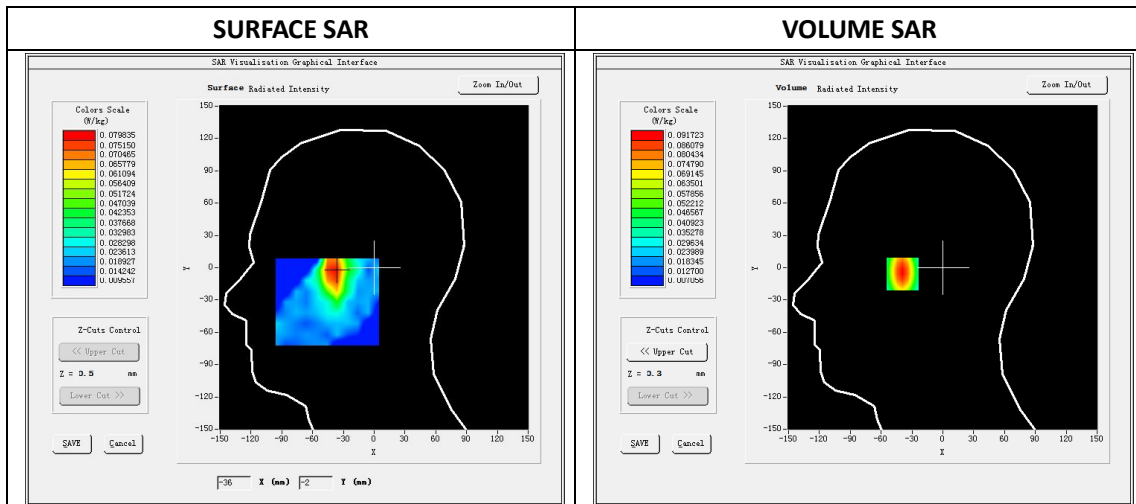
Type: Phone measurement
 Date of measurement: 07/09/2019
 Measurement duration: 22 minutes 32 seconds
 Mobile Phone IMEI number: --

A. Experimental conditions.

Area Scan	dx=8mm dy=8mm
ZoomScan	5x5x7,dx=8mm dy=8mm dz=5mm
Phantom	Validation plane
Device Position	Left Cheek
Band	BT3.0
Channels	39
Signal	8-DPSK (Duty cycle: 1:1)

B. SAR Measurement Results

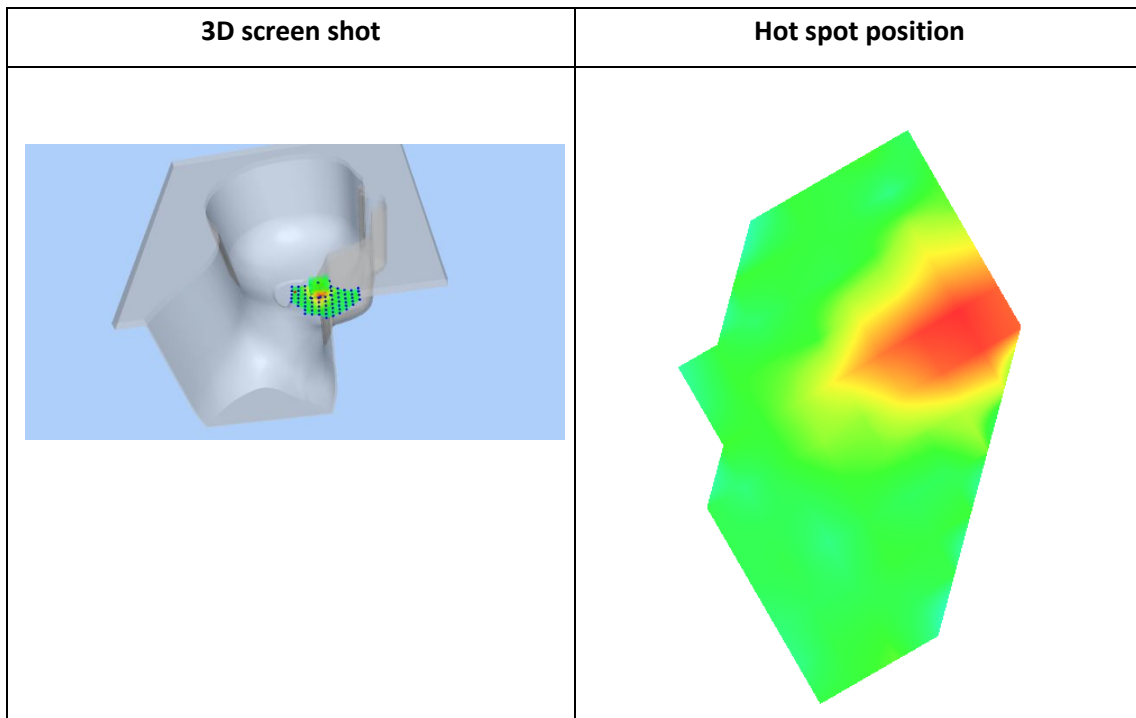
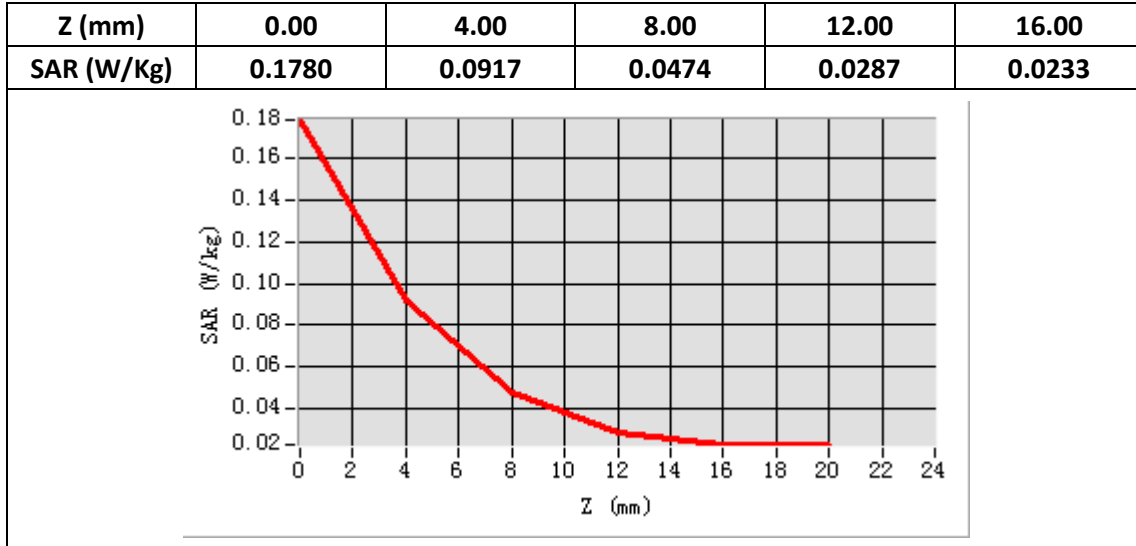
E-Field Probe	SATIMO SN_27/15_EPG0261
Frequency (MHz)	2441
Relative permittivity (real part)	39.61
Relative permittivity (imaginary part)	13.22
Conductivity (S/m)	1.80
Variation (%)	-4.77
ConvF:	2.35



Maximum location: X=-39.00 Y=-5.00

SAR Peak: 0.18 W/kg

SAR 10g (W/Kg)	0.048346
SAR 1g (W/Kg)	0.088798



Plot 29: BT3.0 8-DPSK, Back, Middle, 10mm

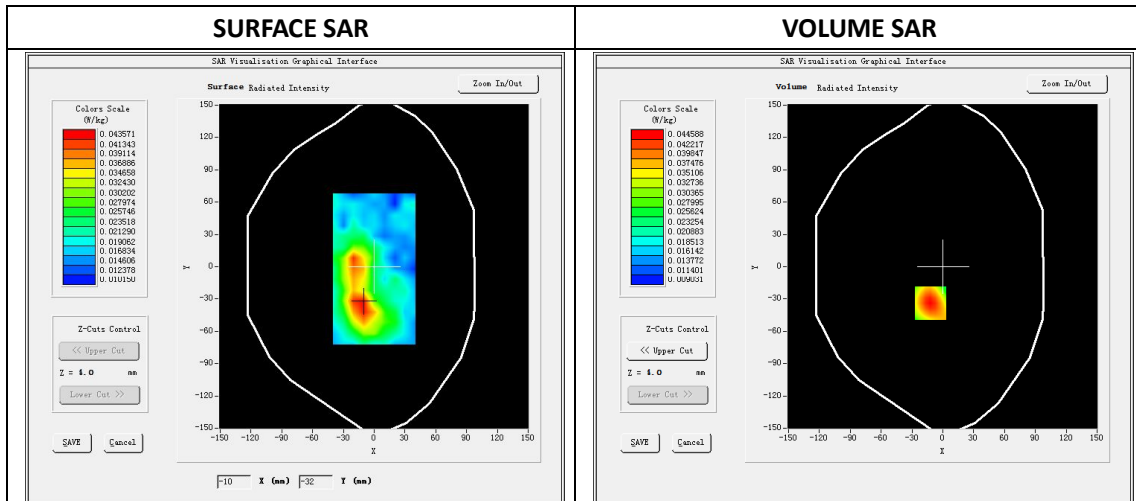
Type: Phone measurement
 Date of measurement: 07/09/2019
 Measurement duration: 22 minutes 31 seconds
 Mobile Phone IMEI number: --

A. Experimental conditions.

Area Scan	dx=8mm dy=8mm
ZoomScan	5x5x7,dx=8mm dy=8mm dz=5mm
Phantom	Validation plane
Device Position	Back
Band	BT3.0
Channels	39
Signal	8-DPSK (Duty cycle: 1:1)

B. SAR Measurement Results

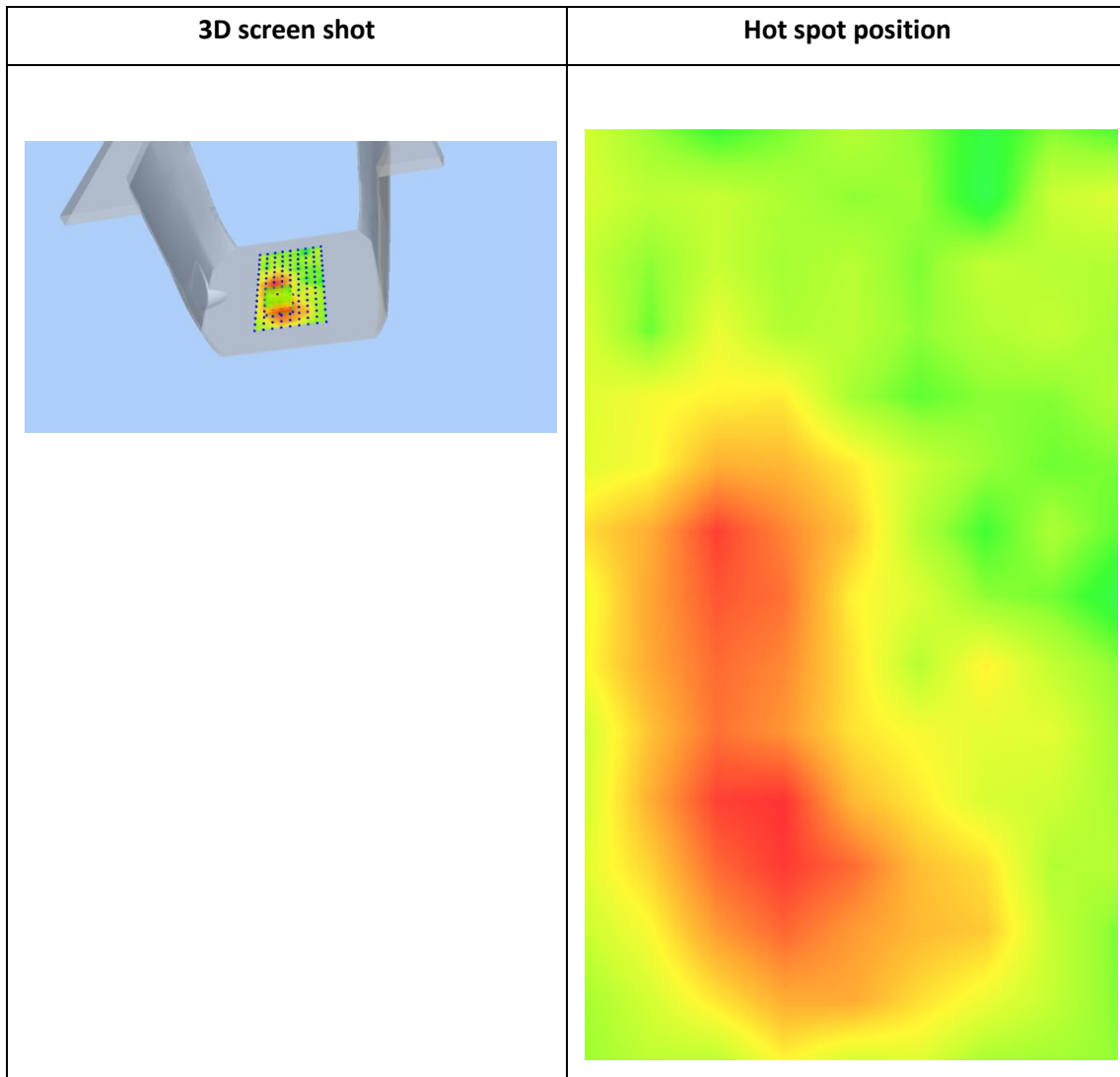
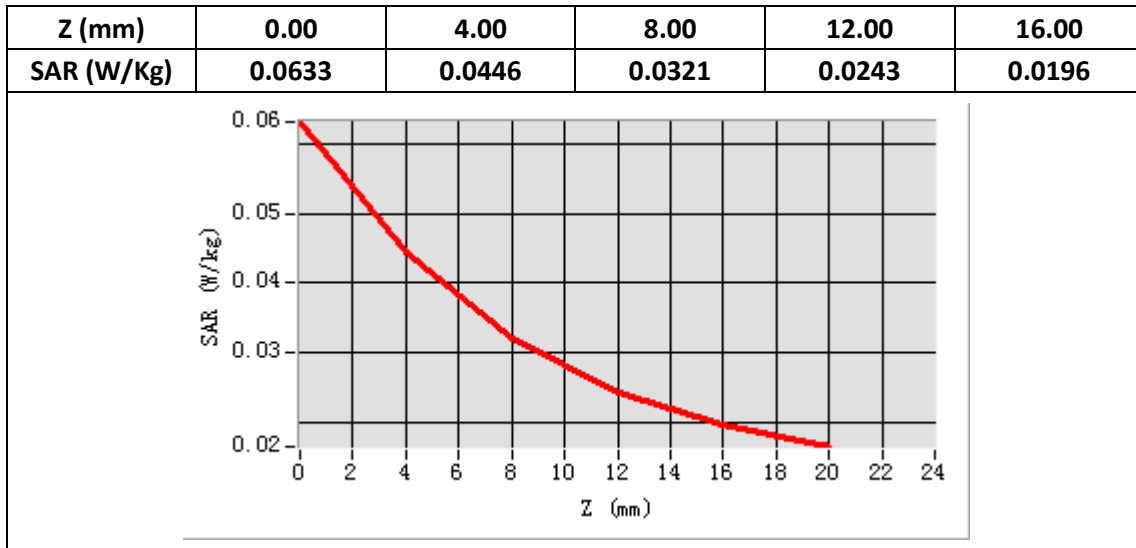
E-Field Probe	SATIMO SN_27/15_EPG0261
Frequency (MHz)	2441
Relative permittivity (real part)	52.65
Relative permittivity (imaginary part)	14.55
Conductivity (S/m)	1.98
Variation (%)	-3.21
ConvF:	2.43



Maximum location: X=-12.00 Y=-34.00

SAR Peak: 0.06 W/kg

SAR 10g (W/Kg)	0.028575
SAR 1g (W/Kg)	0.042714



Plot 30: WIFI 5G 802.11a(20MHZ), Right Cheek,Middle

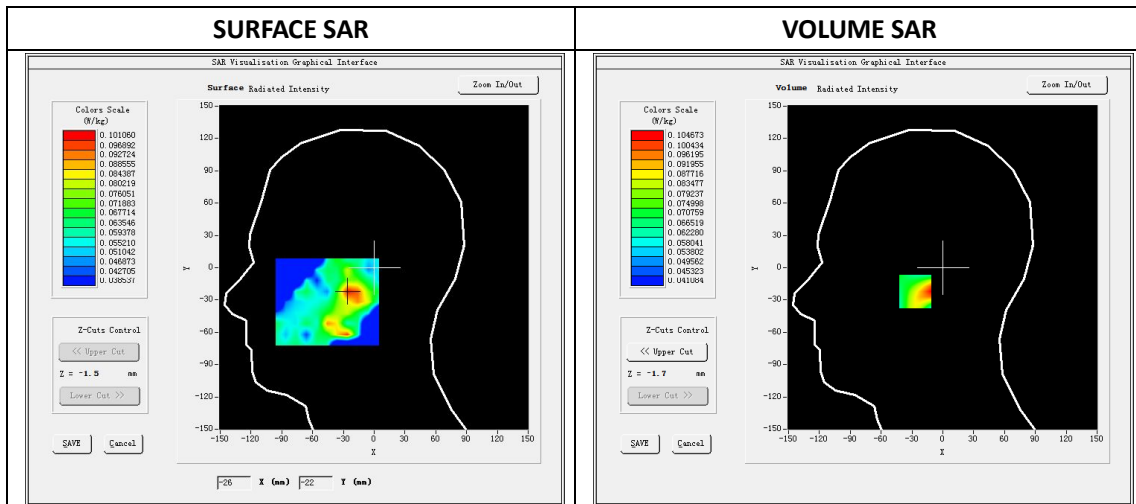
Type: Phone measurement
 Date of measurement: 07/11/2019
 Measurement duration: 22 minutes 34 seconds
 Mobile Phone IMEI number: --

A. Experimental conditions.

Area Scan	dx=4mm,dy=4mm
ZoomScan	7x7x12,dx=4m, dy=4mm, dz=2mm
Phantom	Validation plane
Device Position	Right Cheek
Band	WIFI 5G
Channels	36
Signal	OFDM (Duty cycle: 1:1)

B. SAR Measurement Results

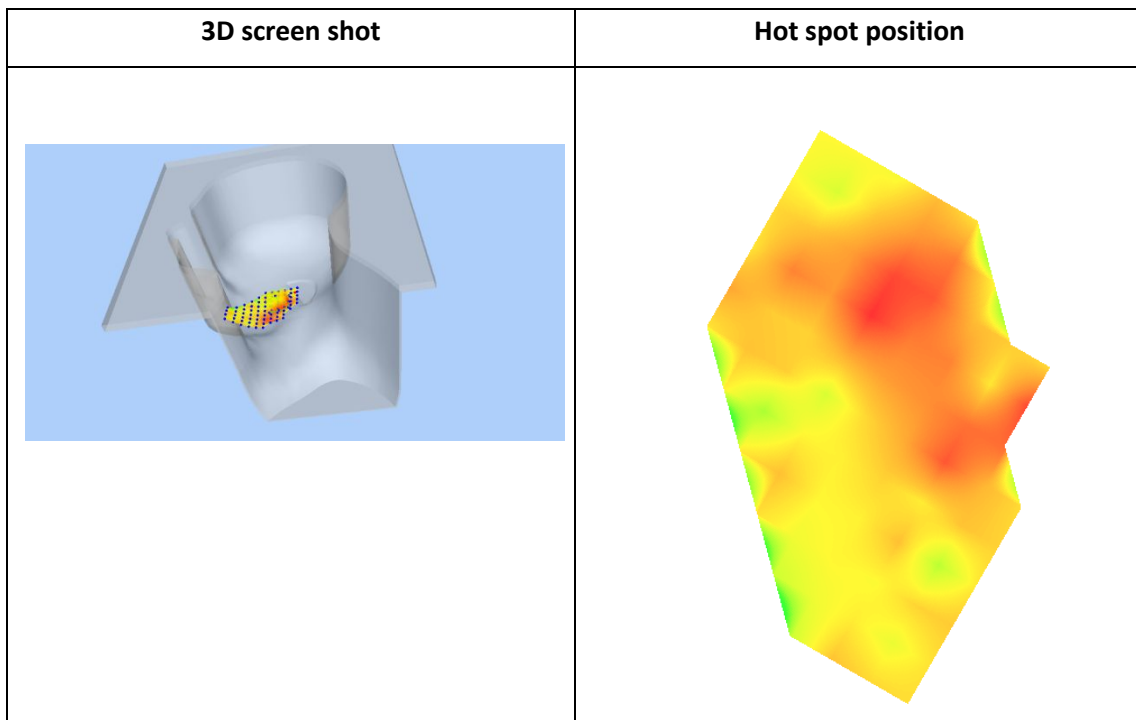
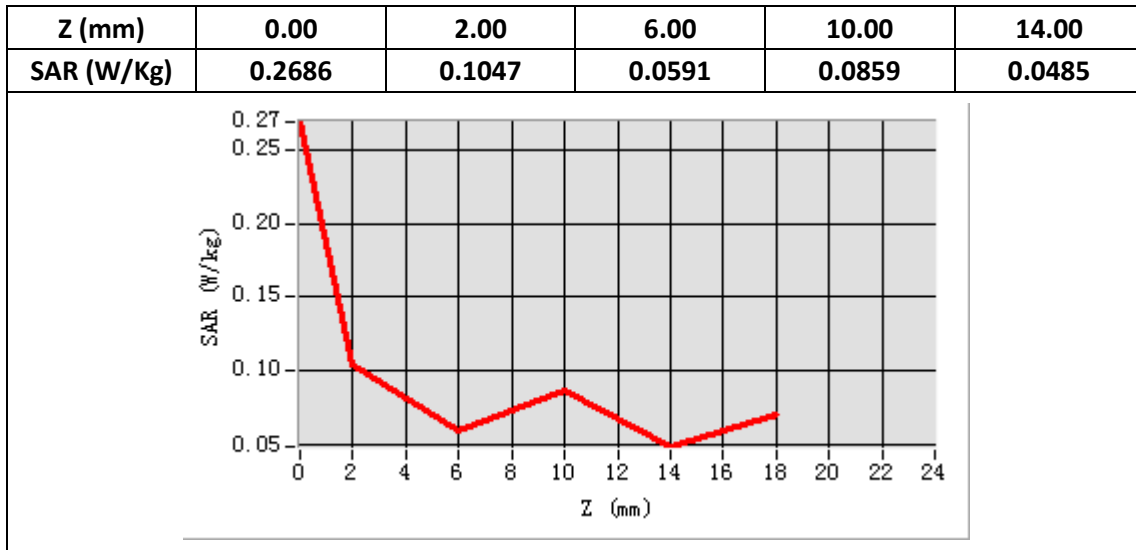
E-Field Probe	SATIMO SN_27/15_EPG0261
Frequency (MHz)	5180
Relative permittivity (real part)	36.45
Relative permittivity (imaginary part)	16.89
Conductivity (S/m)	4.88
Variation (%)	-4.33
ConvF:	2.15



Maximum location: X=-24.00 Y=-22.00

SAR Peak: 0.15 W/kg

SAR 10g (W/Kg)	0.070898
SAR 1g (W/Kg)	0.098444



Plot 31: WIFI 5G 802.11a(20MHz), Back , Middle,10mm

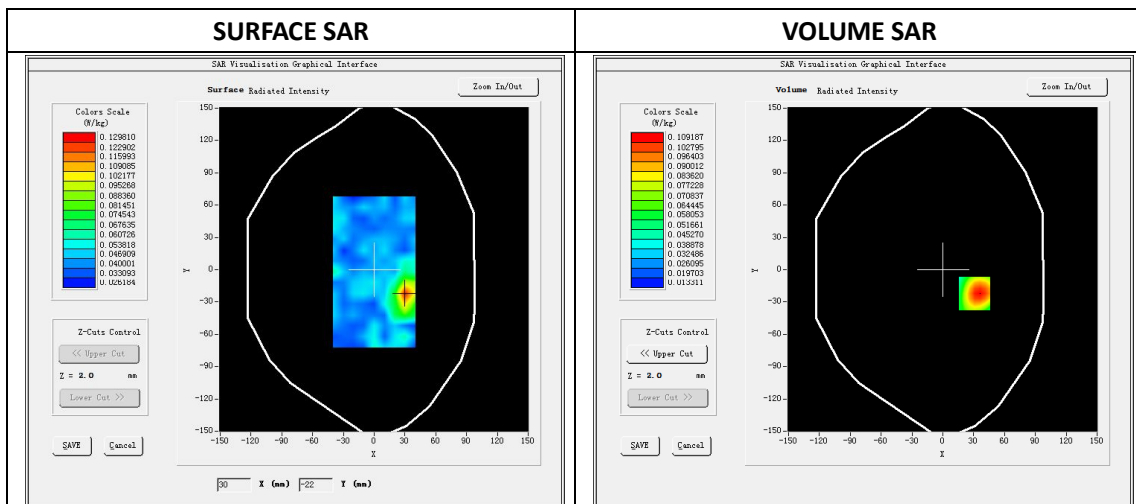
Type: Phone measurement
 Date of measurement: 07/11/2019
 Measurement duration: 22 minutes 39 seconds
 Mobile Phone IMEI number: --

A. Experimental conditions.

Area Scan	dx=4mm,dy=4mm
ZoomScan	7x7x12,dx=4m, dy=4mm, dz=2mm
Phantom	Validation plane
Device Position	Back
Band	WIFI 5G
Channels	36
Signal	OFDM (Duty cycle: 1:1)

B. SAR Measurement Results

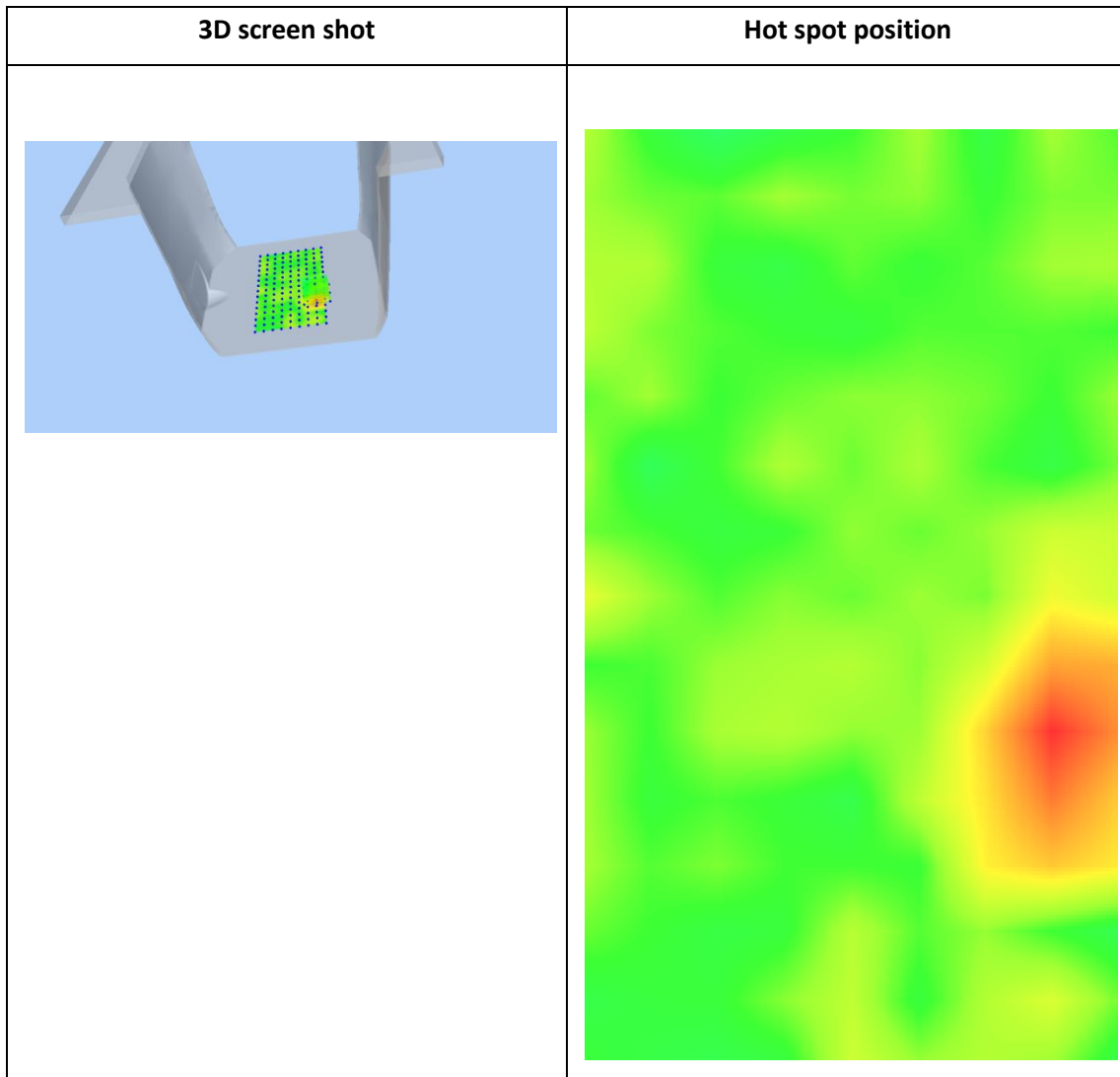
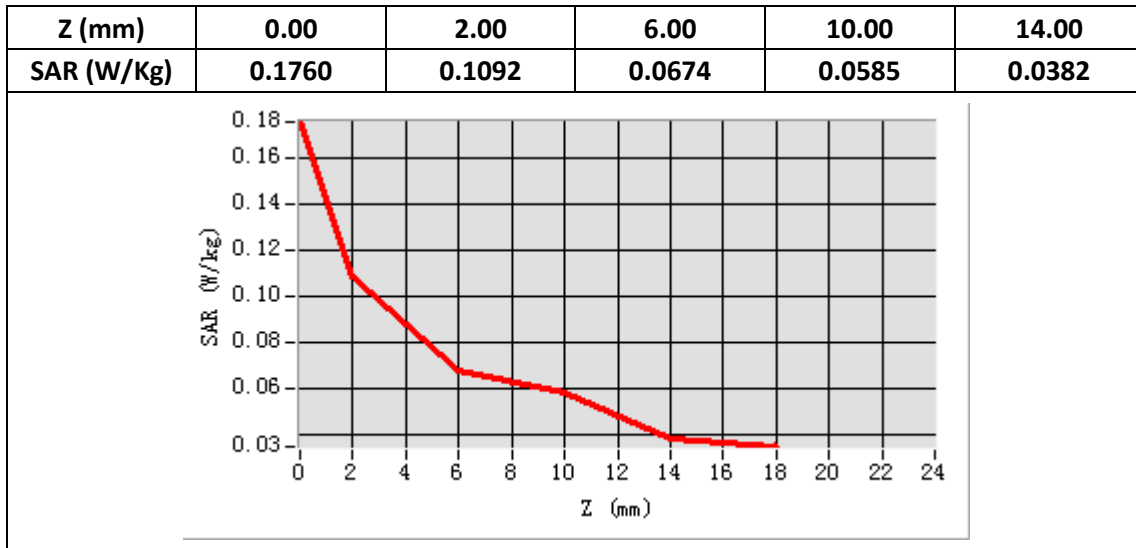
E-Field Probe	SATIMO SN_27/15_EPG0261
Frequency (MHz)	5180
Relative permittivity (real part)	50.46
Relative permittivity (imaginary part)	18.17
Conductivity (S/m)	5.25
Variation (%)	-4.91
ConvF:	2.21



Maximum location: X=31.00 Y=-22.00

SAR Peak: 0.13 W/kg

SAR 10g (W/Kg)	0.061756
SAR 1g (W/Kg)	0.094406



Plot 32: LTE Band5, 10MHz,Right Cheek, Middle

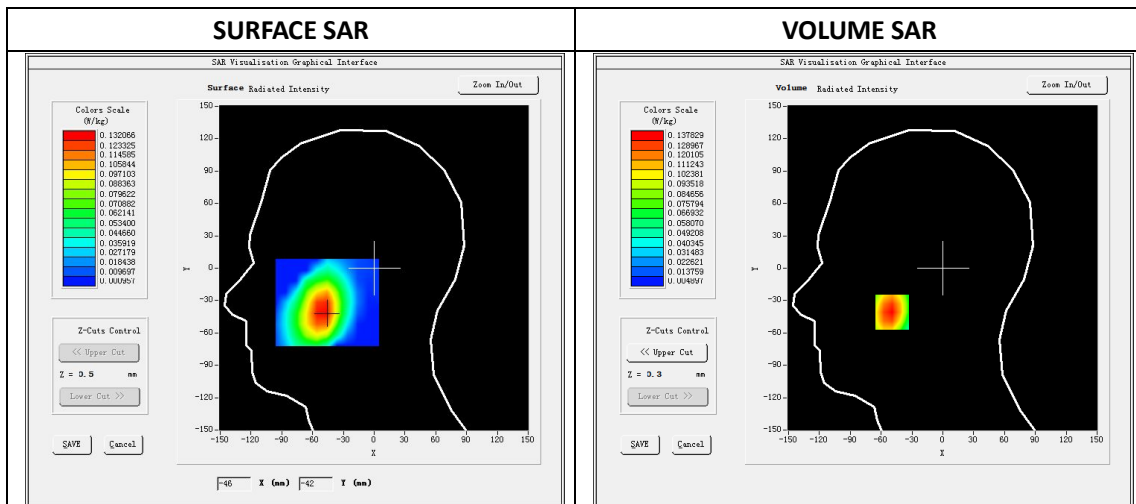
Type: Phone measurement
 Date of measurement: 10/08/2019
 Measurement duration: 22 minutes 40 seconds
 Mobile Phone IMEI number: --

A. Experimental conditions.

Area Scan	dx=8mm dy=8mm
ZoomScan	5x5x7,dx=8mm dy=8mm dz=5mm
Phantom	Validation plane
Device Position	Right Cheek
Band	LTE Band 5
Channels	20525
Signal	LTE (Duty cycle: 1:1)

B. SAR Measurement Results

E-Field Probe	SATIMO SN_27/15_EPG0261
Frequency (MHz)	836.5
Relative permittivity (real part)	41.64
Relative permittivity (imaginary part)	20.91
Conductivity (S/m)	0.97
Variation (%)	-3.47
ConvF:	1.92

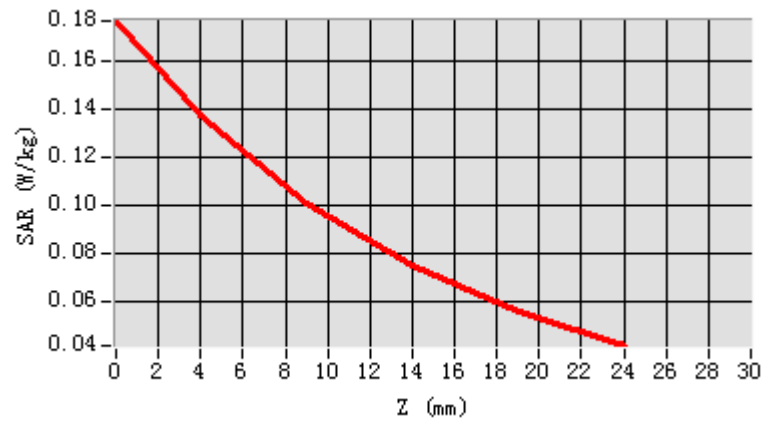


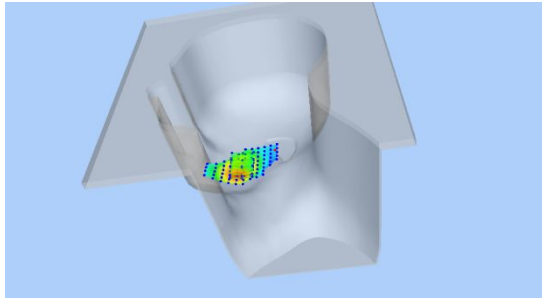
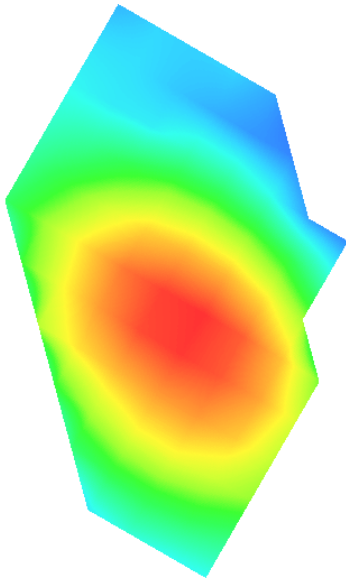
Maximum location: X=-49.00, Y=-41.00

SAR Peak: 0.18 W/kg

SAR 10g (W/Kg)	0.090543
SAR 1g (W/Kg)	0.131915

Z (mm)	0.00	4.00	9.00	14.00	19.00
SAR (W/Kg)	0.1764	0.1378	0.1013	0.0752	0.0565



3D screen shot	Hot spot position
	

Plot 33: LTE Band5, 10MHz, Back, Middle,10mm

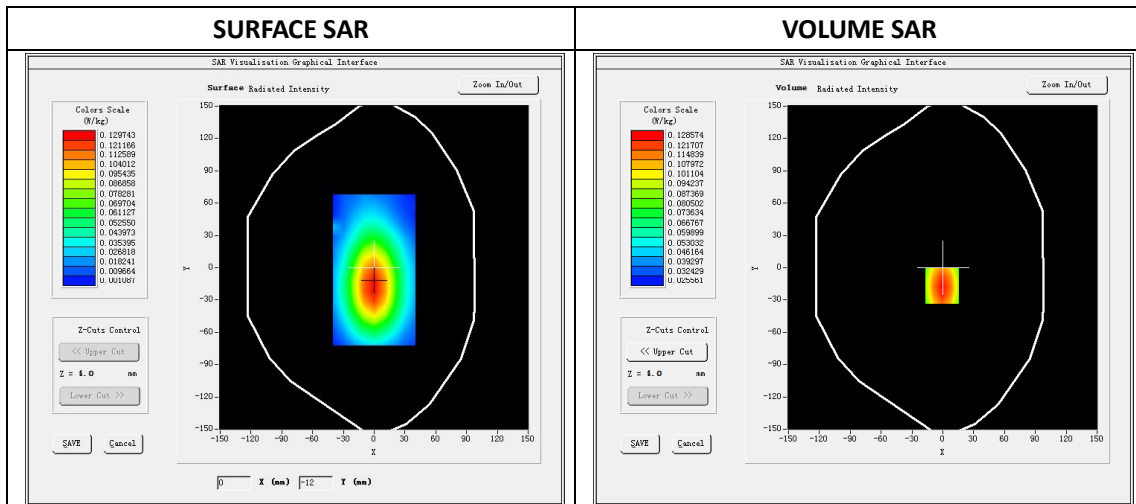
Type: Phone measurement
 Date of measurement: 10/08/2019
 Measurement duration: 22 minutes 43 seconds
 Mobile Phone IMEI number: --

A. Experimental conditions.

Area Scan	dx=8mm dy=8mm
ZoomScan	5x5x7,dx=8mm dy=8mm dz=5mm
Phantom	Validation plane
Device Position	Back
Band	LTE Band 5
Channels	20525
Signal	LTE (Duty cycle: 1:1)

B. SAR Measurement Results

E-Field Probe	SATIMO SN_27/15_EPG0261
Frequency (MHz)	836.5
Relative permittivity (real part)	55.60
Relative permittivity (imaginary part)	20.69
Conductivity (S/m)	0.96
Variation (%)	-1.44
ConvF:	1.99

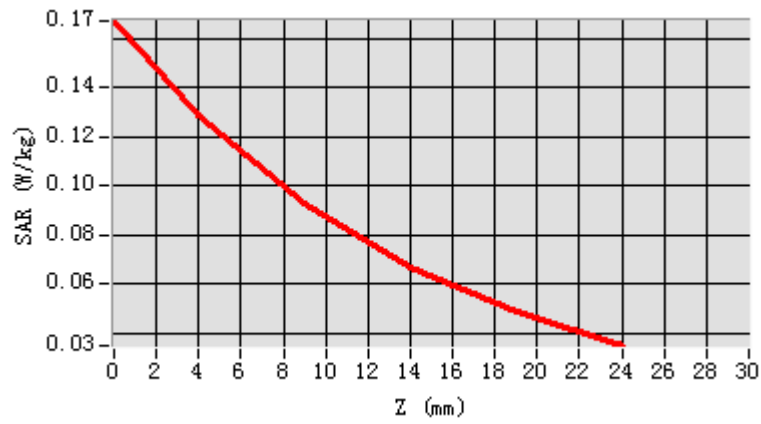


Maximum location: X=-1.00, Y=-17.00

SAR Peak: 0.17W/kg

SAR 10g (W/Kg)	0.086174
SAR 1g (W/Kg)	0.125267

Z (mm)	0.00	4.00	9.00	14.00	19.00
SAR (W/Kg)	0.1670	0.1286	0.0924	0.0668	0.0486



3D screen shot	Hot spot position
