



Annex B System Check Data

System Performance Check Data(750MHz Head)

Type: Phone measurement (Complete)

Area scan resolution: dx=8mm,dy=8mm

Zoom scan resolution: dx=8mm, dy=8mm, dz=5mm

Date of measurement: 2017.12.01

Measurement duration: 13 minutes 28 seconds

A. Experimental conditions.

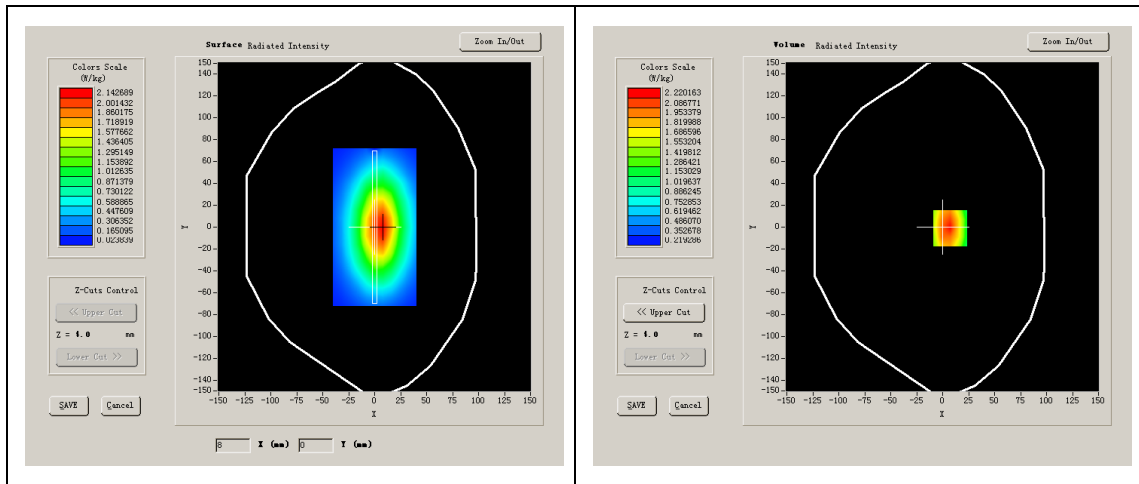
Phantom File	surf_sam_plan.txt
Phantom	Flat
Device Position	
Band	750MHz
Channels	
Signal	CW

B. SAR Measurement Results

Frequency (MHz)	750.000000
Relative permittivity (real part)	41.523664
Conductivity (S/m)	0.852360
Power drift (%)	1.070000
Ambient Temperature:	22.6°C
Liquid Temperature:	22.3°C
ConvF:	6.13
Crest factor:	1:1

SURFACE SAR	VOLUME SAR
--------------------	-------------------

NOTE: This document is issued by MORLAB, the test report shall not be reproduced except in full without prior written permission of the company. The test results apply only to the particular sample(s) tested and to the specific tests carried out which is available on request for validation and information confirmed at our website.

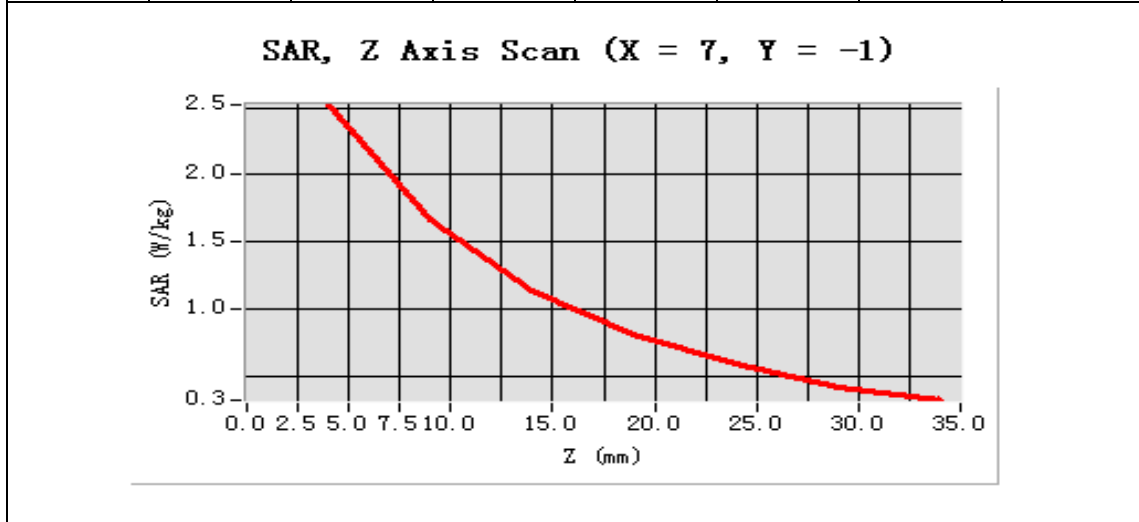


Maximum location: X=7.00, Y=-1.00

SAR 10g (W/Kg)	0.412263
SAR 1g (W/Kg)	0.835476

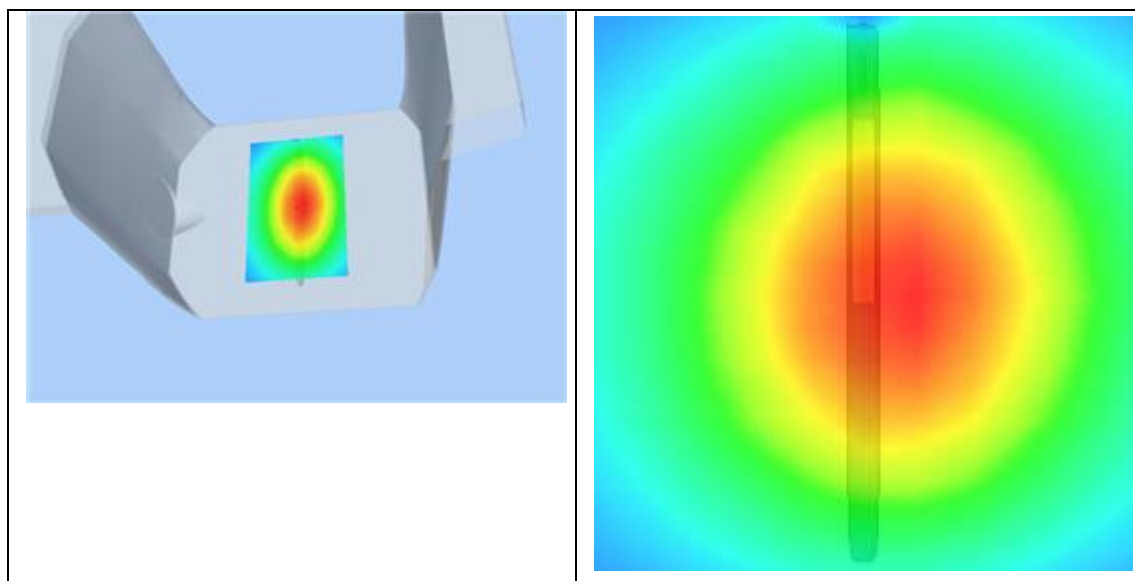
Z Axis Scan

Z (mm)	0.00	4.00	9.00	14.00	19.00	24.00	29.00
SAR (W/Kg)	0.0000	2.5209	1.6629	1.1437	0.8075	0.5889	0.4143



3D scen shot	Hot spot position
---------------------	--------------------------

NOTE: This document is issued by MORLAB, the test report shall not be reproduced except in full without prior written permission of the company. The test results apply only to the particular sample(s) tested and to the specific tests carried out which is available on request for validation and information confirmed at our website.



System Performance Check Data(750MHz Body)

Type: Phone measurement (Complete)

Area scan resolution: dx=8mm,dy=8mm

Zoom scan resolution: dx=8mm, dy=8mm, dz=5mm

Date of measurement: 2017.12.01

Measurement duration: 13 minutes 28 seconds

A. Experimental conditions.

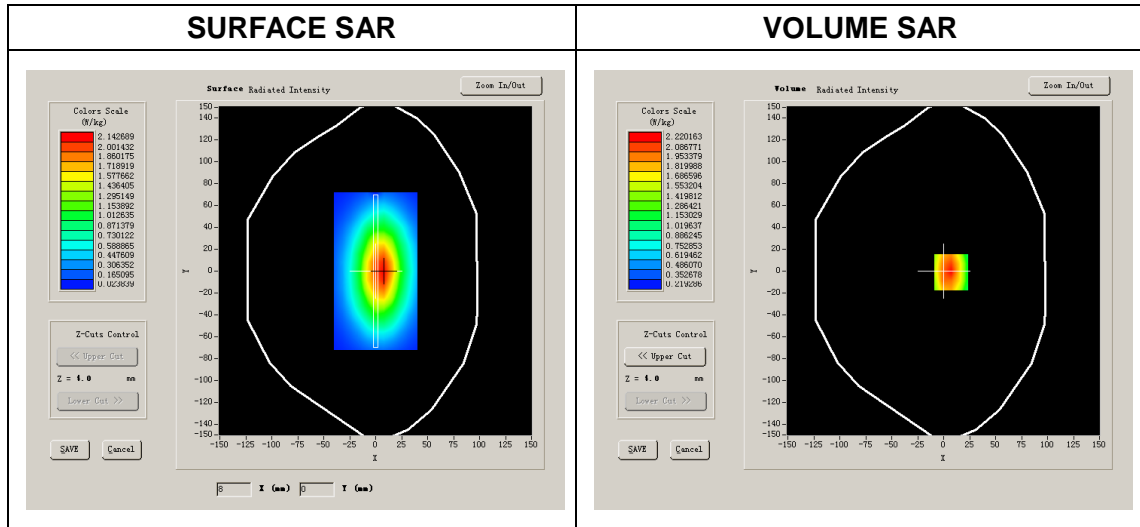
Phantom File	surf_sam_plan.txt
Phantom	Flat
Device Position	
Band	750MHz
Channels	
Signal	CW

B. SAR Measurement Results

Band SAR

Frequency (MHz)	750.000000
Relative permittivity (real part)	55.232574
Conductivity (S/m)	0.955256
Power drift (%)	1.070000
Ambient Temperature:	22.6°C
Liquid Temperature:	22.3°C
ConvF:	6.37
Crest factor:	1:1

NOTE: This document is issued by MORLAB, the test report shall not be reproduced except in full without prior written permission of the company. The test results apply only to the particular sample(s) tested and to the specific tests carried out which is available on request for validation and information confirmed at our website.

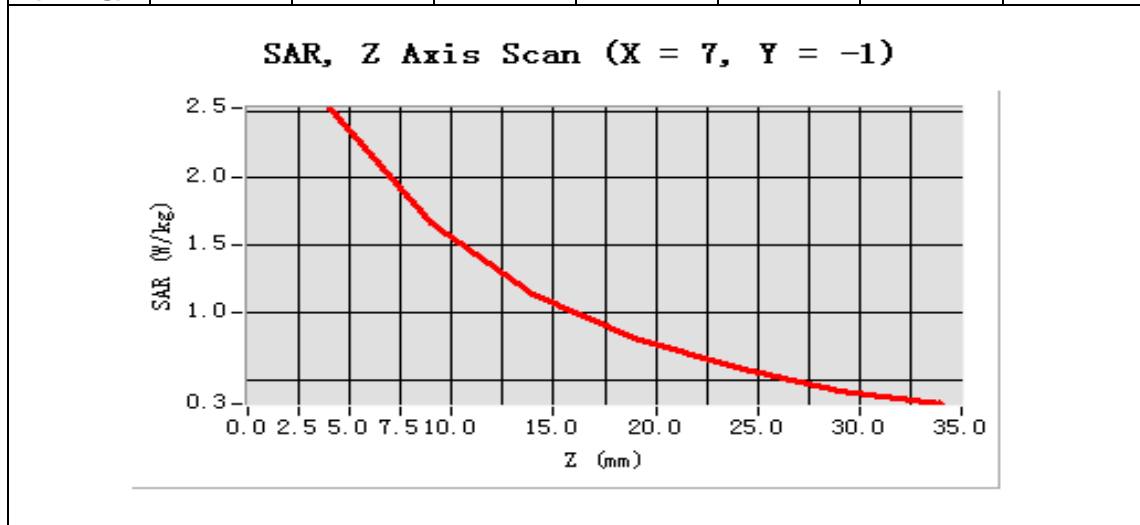


Maximum location: X=7.00, Y=-1.00

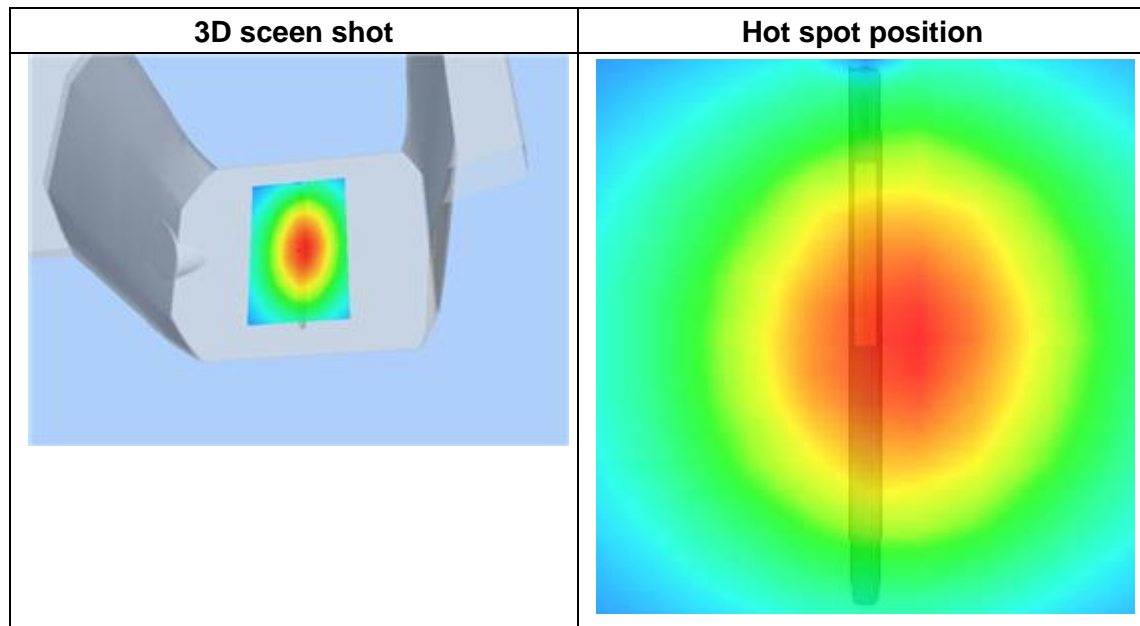
SAR 10g (W/Kg)	0.436223
SAR 1g (W/Kg)	0.865112

Z Axis Scan

Z (mm)	0.00	4.00	9.00	14.00	19.00	24.00	29.00
SAR (W/Kg)	0.0000	2.5209	1.6629	1.1437	0.8075	0.5889	0.4143



NOTE: This document is issued by MORLAB, the test report shall not be reproduced except in full without prior written permission of the company. The test results apply only to the particular sample(s) tested and to the specific tests carried out which is available on request for validation and information confirmed at our website.



System Performance Check Data(835MHz Head)
--

Type: Phone measurement (Complete)

Area scan resolution: dx=8mm,dy=8mm

Zoom scan resolution: dx=8mm, dy=8mm, dz=5mm

Date of measurement: 2017.11.15

Measurement duration: 13 minutes 28 seconds

A. Experimental conditions.

Phantom File	surf_sam_plan.txt
Phantom	Flat
Device Position	
Band	835MHz
Channels	
Signal	CW

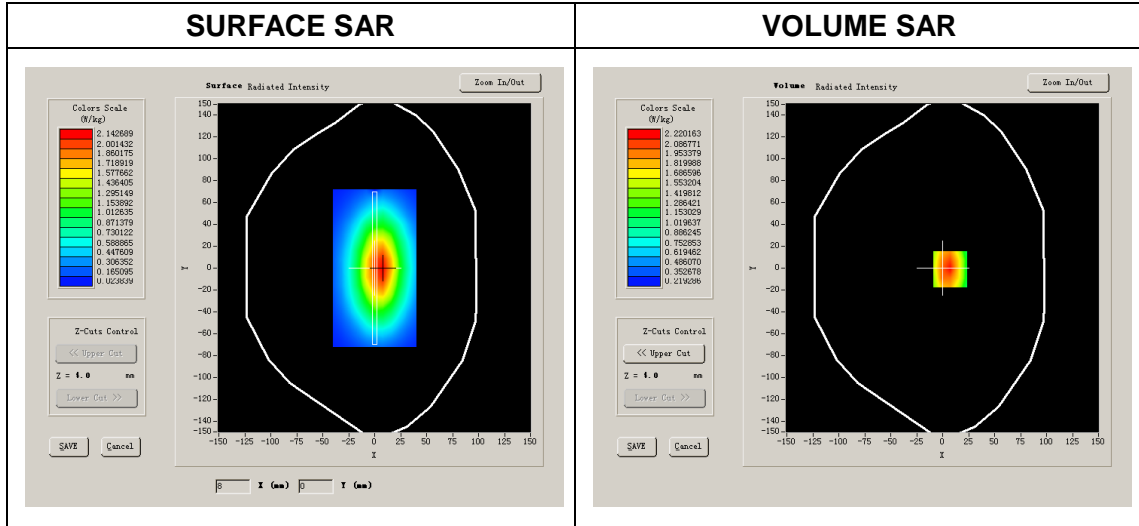
B. SAR Measurement Results

Frequency (MHz)	835.000000
Relative permittivity (real part)	41.182291
Conductivity (S/m)	0.891718
Power drift (%)	1.070000
Ambient Temperature:	22.8°C

NOTE: This document is issued by MORLAB, the test report shall not be reproduced except in full without prior written permission of the company. The test results apply only to the particular sample(s) tested and to the specific tests carried out which is available on request for validation and information confirmed at our website.



Liquid Temperature:	22.7°C
ConvF:	6.13
Crest factor:	1:1



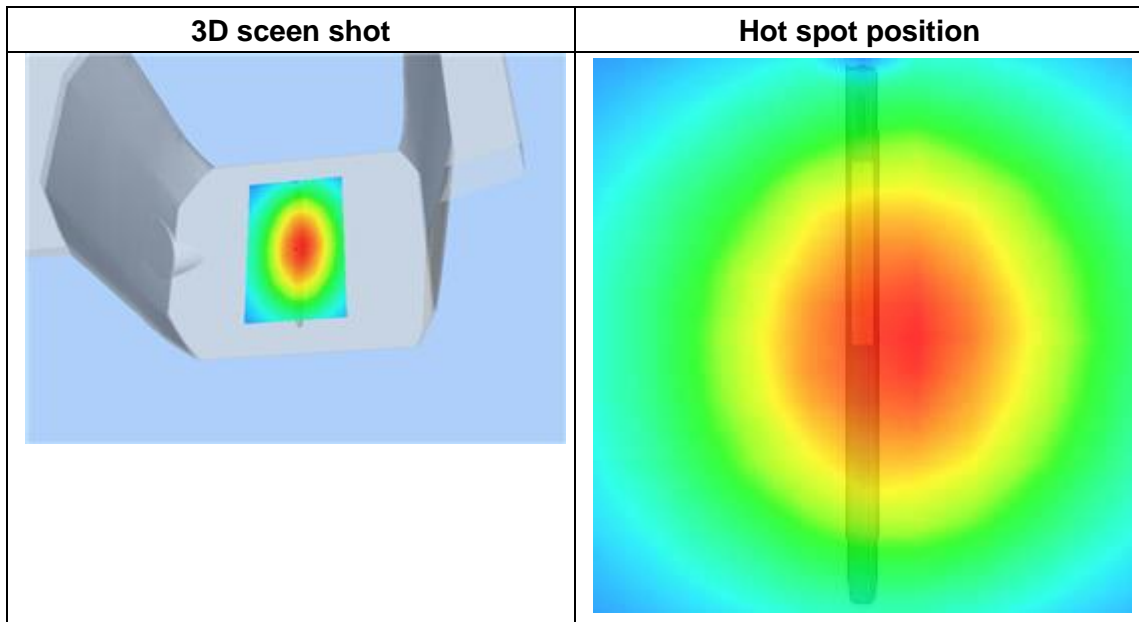
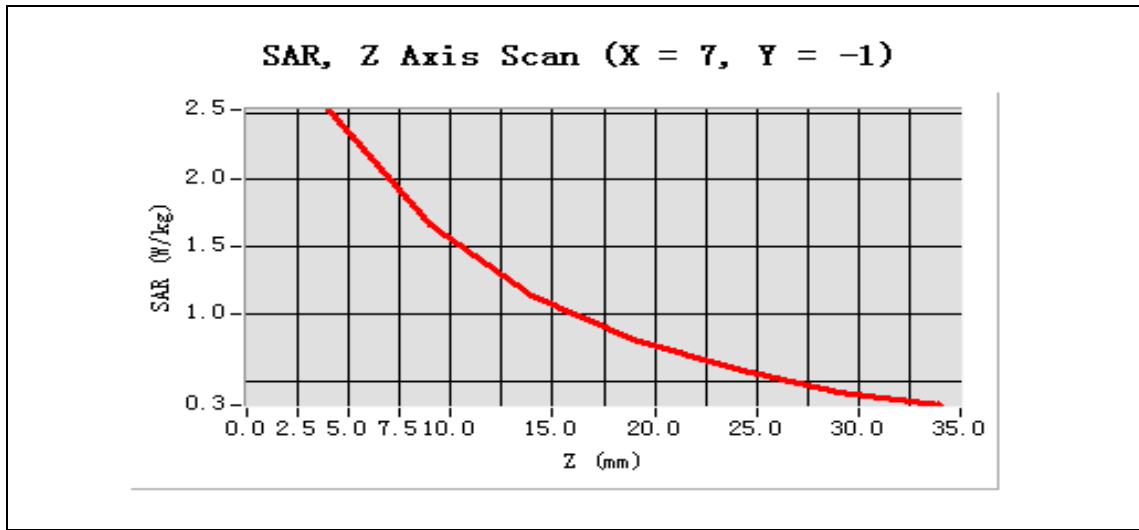
Maximum location: X=7.00, Y=-1.00

SAR 10g (W/Kg)	0.522151
SAR 1g (W/Kg)	0.968476

Z Axis Scan

Z (mm)	0.00	4.00	9.00	14.00	19.00	24.00	29.00
SAR (W/Kg)	0.0000	2.5209	1.6629	1.1437	0.8075	0.5889	0.4143

NOTE: This document is issued by MORLAB, the test report shall not be reproduced except in full without prior written permission of the company. The test results apply only to the particular sample(s) tested and to the specific tests carried out which is available on request for validation and information confirmed at our website.



System Performance Check Data(835MHz Body)

Type: Phone measurement (Complete)
 Area scan resolution: dx=8mm,dy=8mm
 Zoom scan resolution: dx=8mm, dy=8mm, dz=5mm
 Date of measurement: 2017.11.15
 Measurement duration: 13 minutes 28 seconds

A. Experimental conditions.

Phantom File	surf_sam_plan.txt
Phantom	Flat

NOTE: This document is issued by MORLAB, the test report shall not be reproduced except in full without prior written permission of the company. The test results apply only to the particular sample(s) tested and to the specific tests carried out which is available on request for validation and information confirmed at our website.

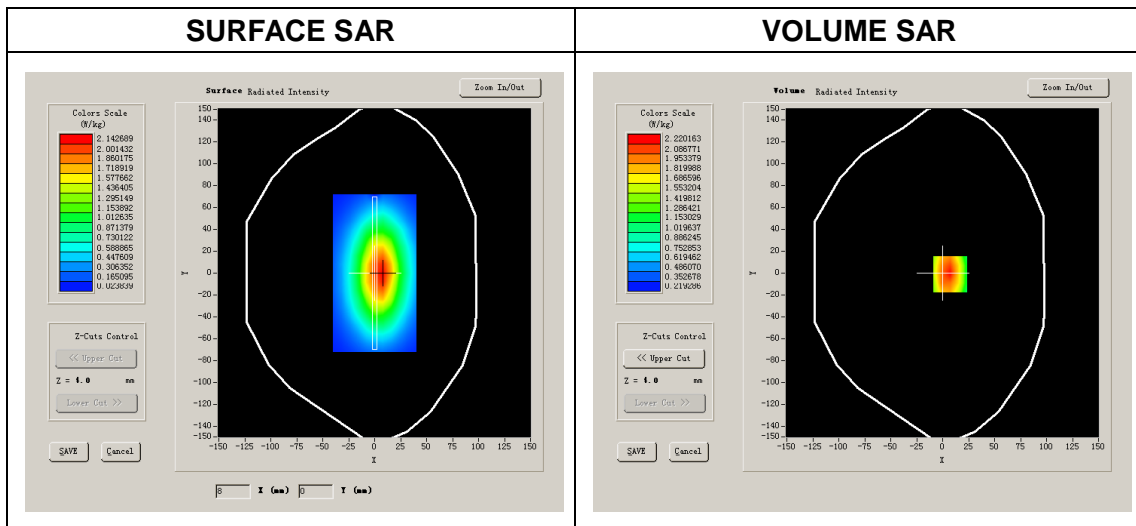


Device Position	
Band	835MHz
Channels	
Signal	CW

B. SAR Measurement Results

Band SAR

Frequency (MHz)	835.000000
Relative permittivity (real part)	55.282291
Conductivity (S/m)	0.971718
Power drift (%)	1.070000
Ambient Temperature:	22.8°C
Liquid Temperature:	22.7°C
ConvF:	6.37
Crest factor:	1:1



Maximum location: X=7.00, Y=-1.00

SAR 10g (W/Kg)	0.422151
SAR 1g (W/Kg)	0.986576

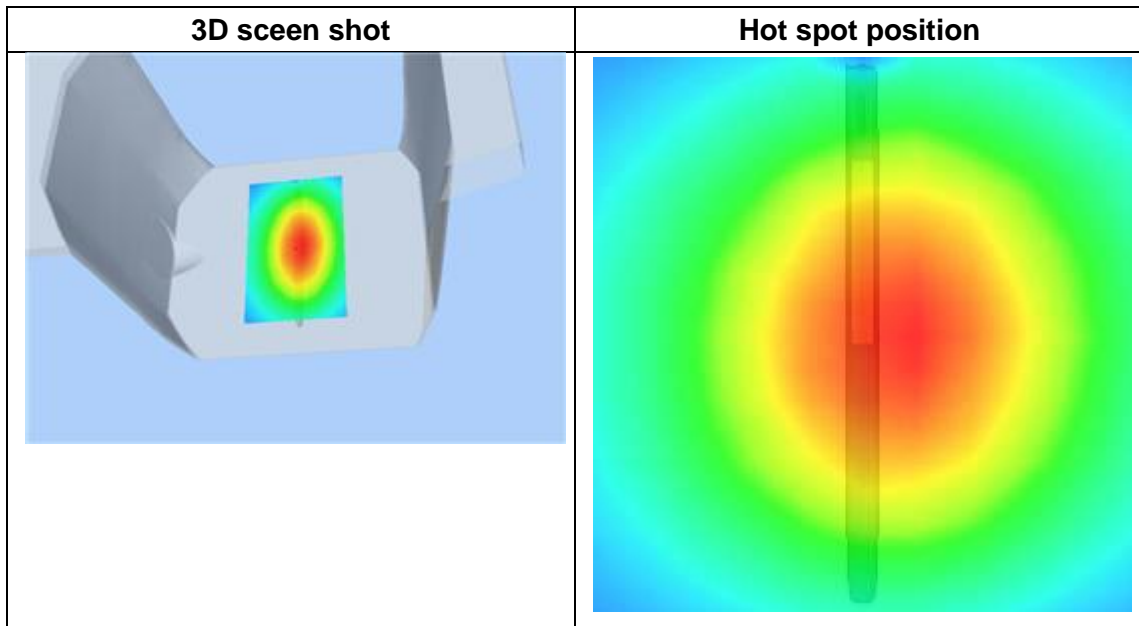
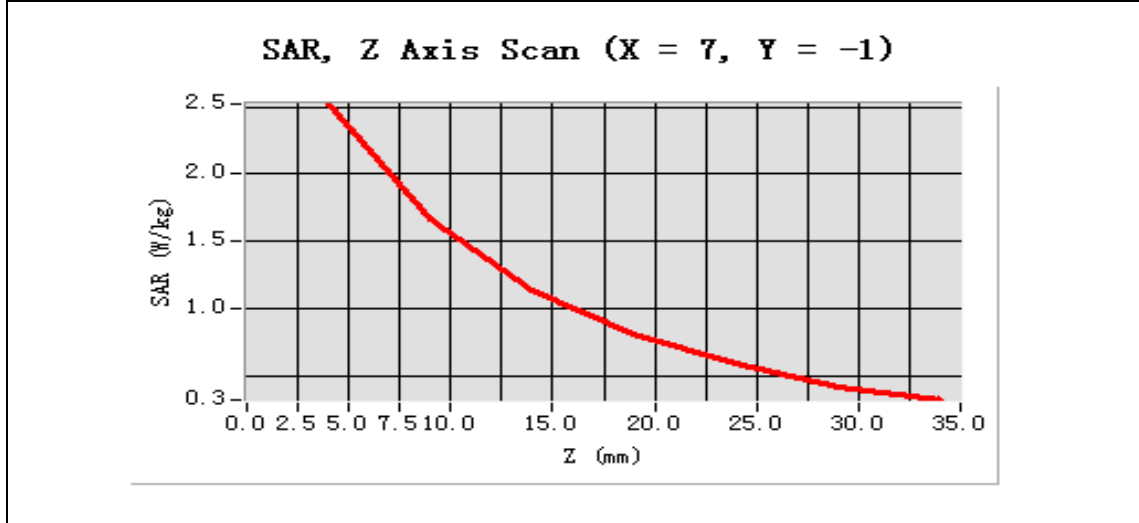
Z Axis Scan

Z (mm)	0.00	4.00	9.00	14.00	19.00	24.00	29.00
---------------	-------------	-------------	-------------	--------------	--------------	--------------	--------------

NOTE: This document is issued by MORLAB, the test report shall not be reproduced except in full without prior written permission of the company. The test results apply only to the particular sample(s) tested and to the specific tests carried out which is available on request for validation and information confirmed at our website.



SAR (W/Kg)	0.0000	2.5209	1.6629	1.1437	0.8075	0.5889	0.4143
-------------------	---------------	---------------	---------------	---------------	---------------	---------------	---------------



System Performance Check Data(1800MHz Head)

Type: Phone measurement (Complete)
 Area scan resolution: dx=8mm,dy=8mm
 Zoom scan resolution: dx=8mm, dy=8mm, dz=5mm
 Date of measurement: 2017.11.16
 Measurement duration: 13 minutes 27 seconds

NOTE: This document is issued by MORLAB, the test report shall not be reproduced except in full without prior written permission of the company. The test results apply only to the particular sample(s) tested and to the specific tests carried out which is available on request for validation and information confirmed at our website.

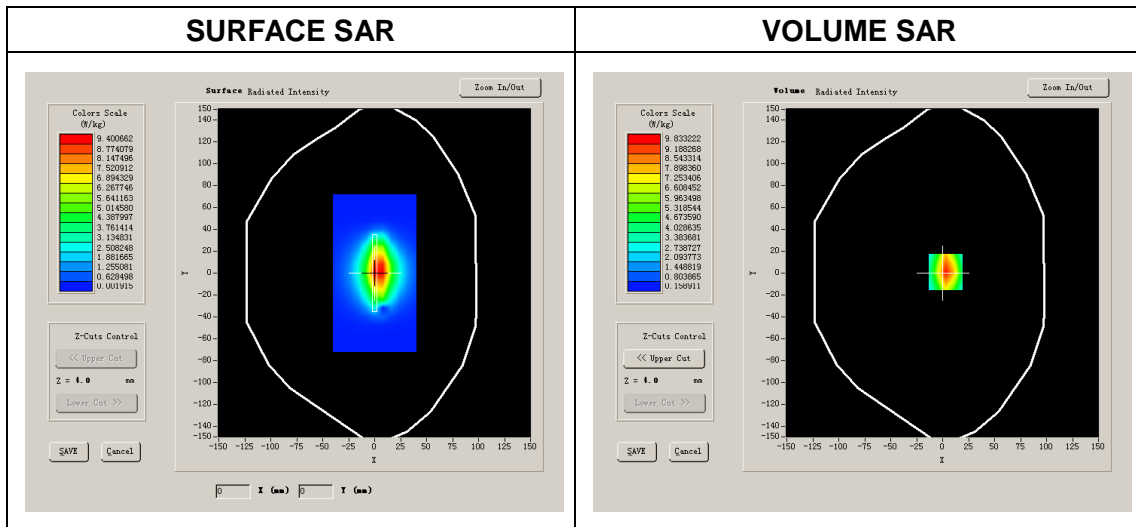
A. Experimental conditions.

Phantom File	surf_sam_plan.txt
Phantom	Flat
Device Position	
Band	1800MHz
Channels	
Signal	CW

B. SAR Measurement Results

Band SAR

Frequency (MHz)	1800.000000
Relative permittivity (real part)	40.095167
Conductivity (S/m)	1.365073
Power drift (%)	0.310000
Ambient Temperature:	22.5°C
Liquid Temperature:	22.7°C
ConvF:	5.21
Crest factor:	1:1



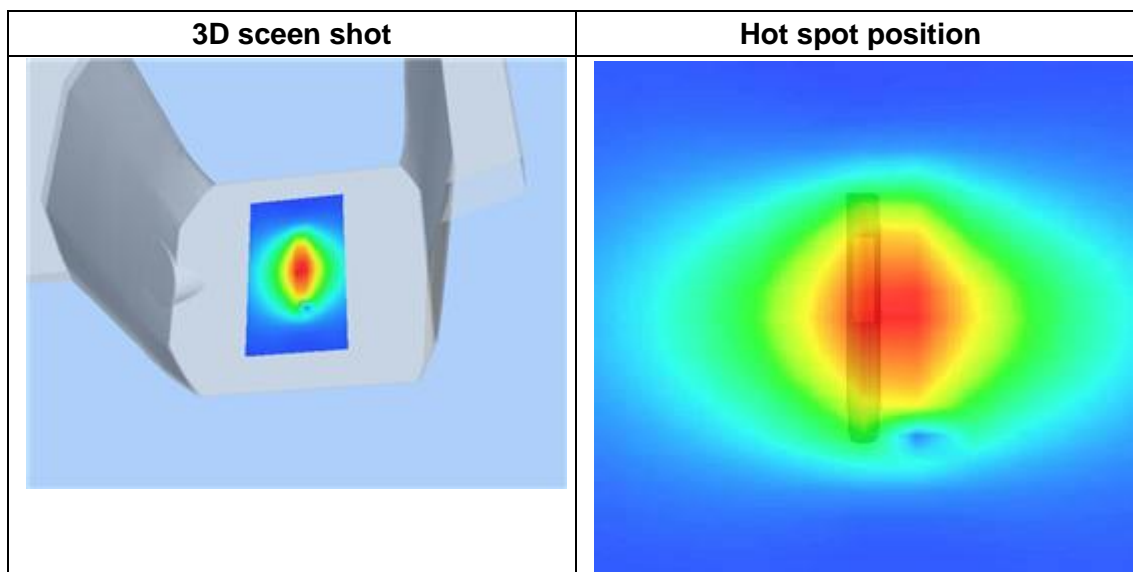
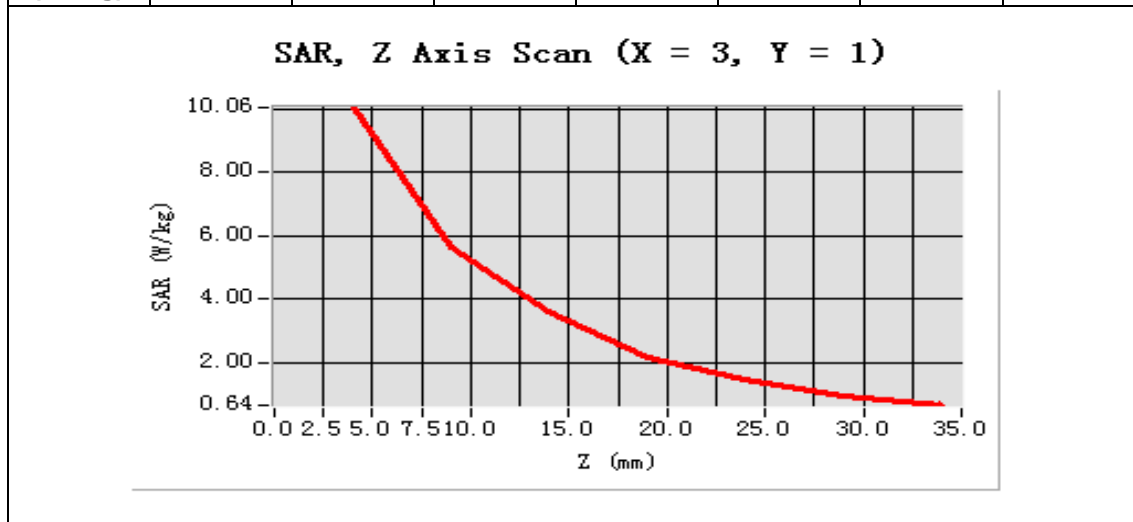
Maximum location: X=3.00, Y=1.00

SAR 10g (W/Kg)	2.048386
SAR 1g (W/Kg)	3.698154

NOTE: This document is issued by MORLAB, the test report shall not be reproduced except in full without prior written permission of the company. The test results apply only to the particular sample(s) tested and to the specific tests carried out which is available on request for validation and information confirmed at our website.

Z Axis Scan

Z (mm)	0.00	4.00	9.00	14.00	19.00	24.00	29.00
SAR (W/Kg)	0.0000	10.0621	5.6445	3.6226	2.1642	1.4521	0.9078



System Performance Check Data(1800MHz Body)

Type: Phone measurement (Complete)

Area scan resolution: dx=8mm,dy=8mm

Zoom scan resolution: dx=8mm, dy=8mm, dz=5mm

NOTE: This document is issued by MORLAB, the test report shall not be reproduced except in full without prior written permission of the company. The test results apply only to the particular sample(s) tested and to the specific tests carried out which is available on request for validation and information confirmed at our website.



Date of measurement: 2017.11.16

Measurement duration: 13 minutes 27 seconds

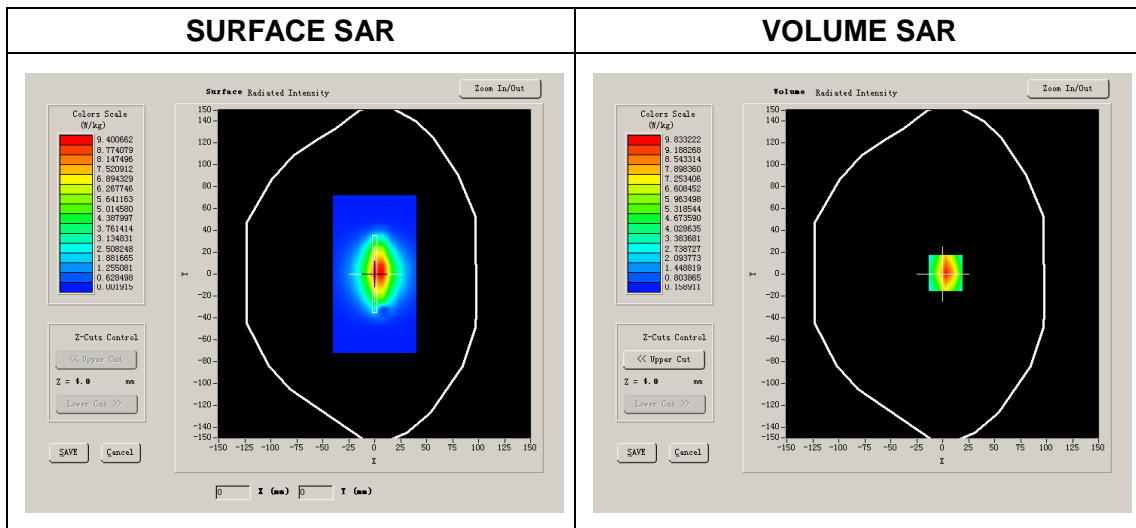
A. Experimental conditions.

Phantom File	surf_sam_plan.txt
Phantom	Flat
Device Position	
Band	1800MHz
Channels	
Signal	CW

B. SAR Measurement Results

Band SAR

Frequency (MHz)	1800.000000
Relative permittivity (real part)	53.295167
Conductivity (S/m)	1.515073
Power drift (%)	0.310000
Ambient Temperature:	22.5°C
Liquid Temperature:	22.7°C
ConvF:	5.38
Crest factor:	1:1



Maximum location: X=3.00, Y=1.00

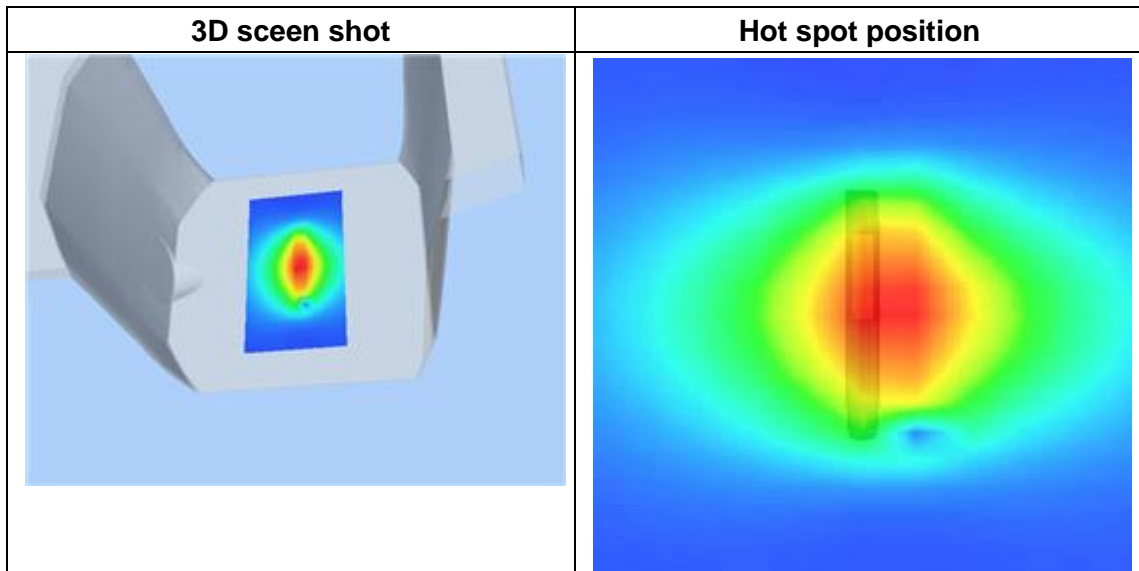
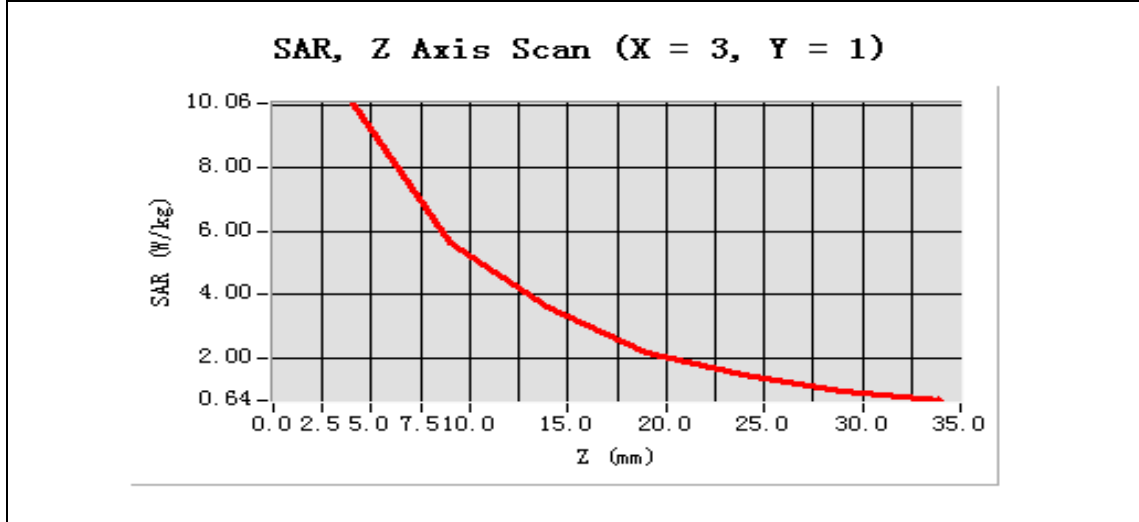
SAR 10g (W/Kg)	1.938386
----------------	----------

NOTE: This document is issued by MORLAB, the test report shall not be reproduced except in full without prior written permission of the company. The test results apply only to the particular sample(s) tested and to the specific tests carried out which is available on request for validation and information confirmed at our website.

SAR 1g (W/Kg)	3.753454
---------------	----------

Z Axis Scan

Z (mm)	0.00	4.00	9.00	14.00	19.00	24.00	29.00
SAR (W/Kg)	0.0000	10.0621	5.6445	3.6226	2.1642	1.4521	0.9078



System Performance Check Data(2000MHz Head)

Type: Phone measurement (Complete)

NOTE: This document is issued by MORLAB, the test report shall not be reproduced except in full without prior written permission of the company. The test results apply only to the particular sample(s) tested and to the specific tests carried out which is available on request for validation and information confirmed at our website.



Area scan resolution: dx=8mm,dy=8mm
 Zoom scan resolution: dx=8mm, dy=8mm, dz=5mm
 Date of measurement: 2017.11.15
 Measurement duration: 13 minutes 27 seconds

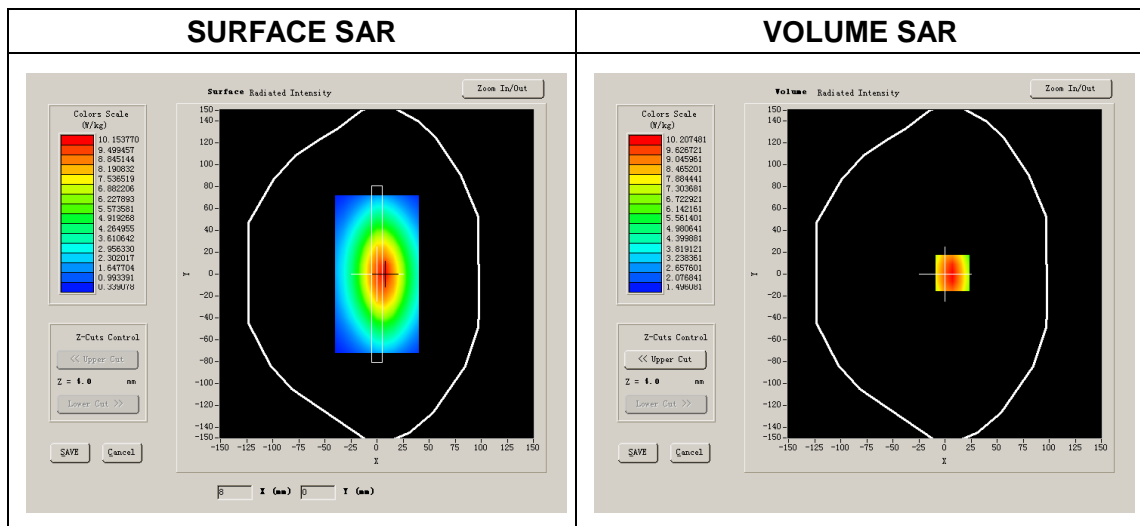
A. Experimental conditions.

Phantom File	surf_sam_plan.txt
Phantom	Flat
Device Position	
Band	2000MHz
Channels	
Signal	CW

B. SAR Measurement Results

Band SAR

Frequency (MHz)	2000.000000
Relative permittivity (real part)	39.924477
Conductivity (S/m)	1.434283
Power drift (%)	-0.830000
Ambient Temperature:	22.2°C
Liquid Temperature:	22.6°C
ConvF:	5.61
Crest factor:	1:1



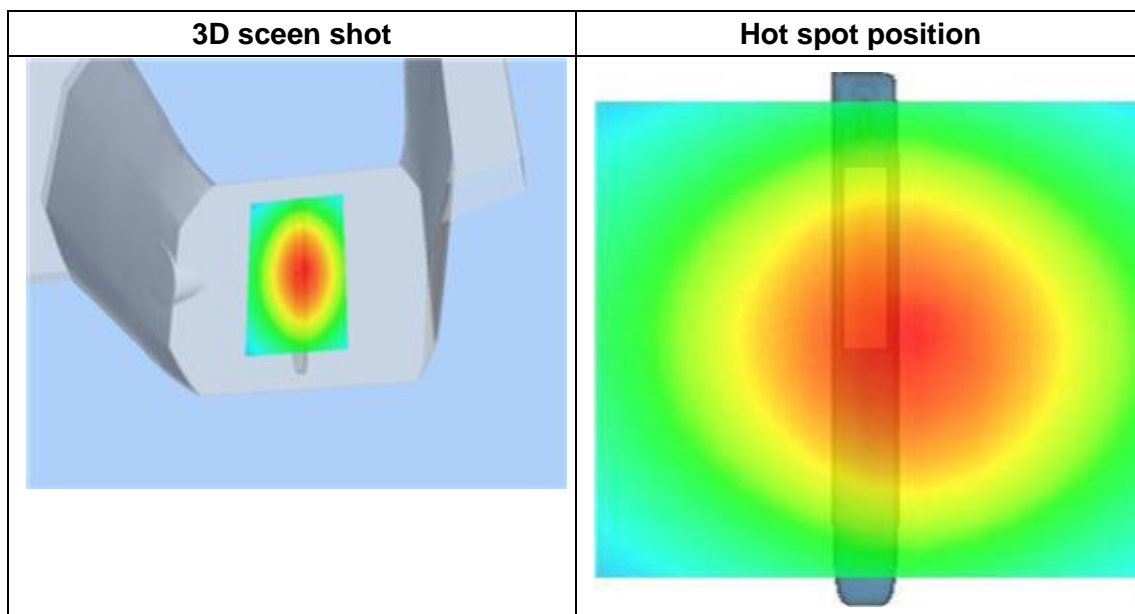
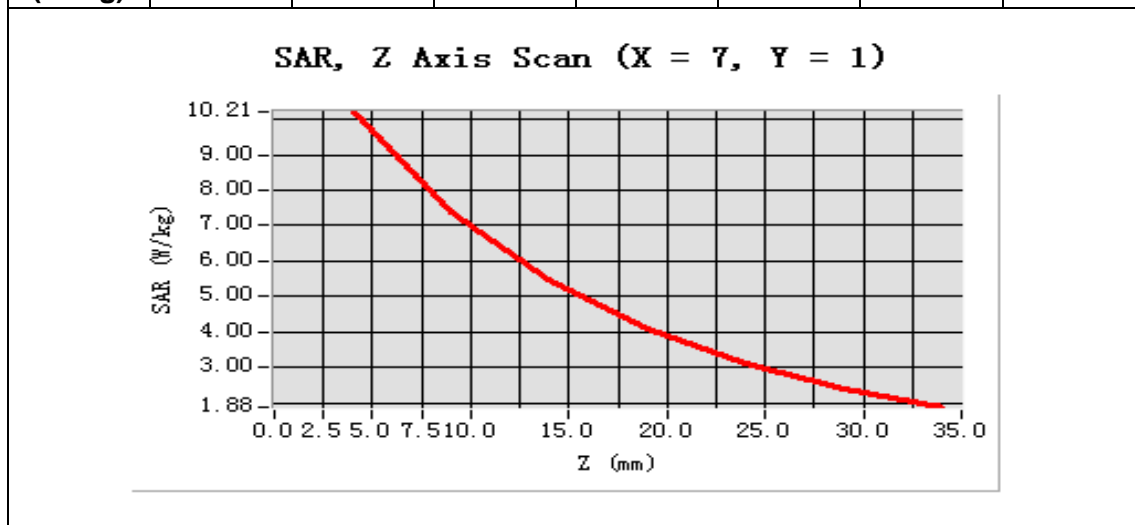
Maximum location: X=7.00, Y=1.00

NOTE: This document is issued by MORLAB, the test report shall not be reproduced except in full without prior written permission of the company. The test results apply only to the particular sample(s) tested and to the specific tests carried out which is available on request for validation and information confirmed at our website.

SAR 10g (W/Kg)	1.992518
SAR 1g (W/Kg)	4.255954

Z Axis Scan

Z (mm)	0.00	4.00	9.00	14.00	19.00	24.00	29.00
SAR (W/Kg)	0.0000	10.2075	7.3996	5.4654	4.1101	3.1286	2.4128



NOTE: This document is issued by MORLAB, the test report shall not be reproduced except in full without prior written permission of the company. The test results apply only to the particular sample(s) tested and to the specific tests carried out which is available on request for validation and information confirmed at our website.

**System Performance Check Data(2000MHz Body)**

Type: Phone measurement (Complete)

Area scan resolution: dx=8mm,dy=8mm

Zoom scan resolution: dx=8mm, dy=8mm, dz=5mm

Date of measurement: 2017.11.15

Measurement duration: 13 minutes 27 seconds

A. Experimental conditions.

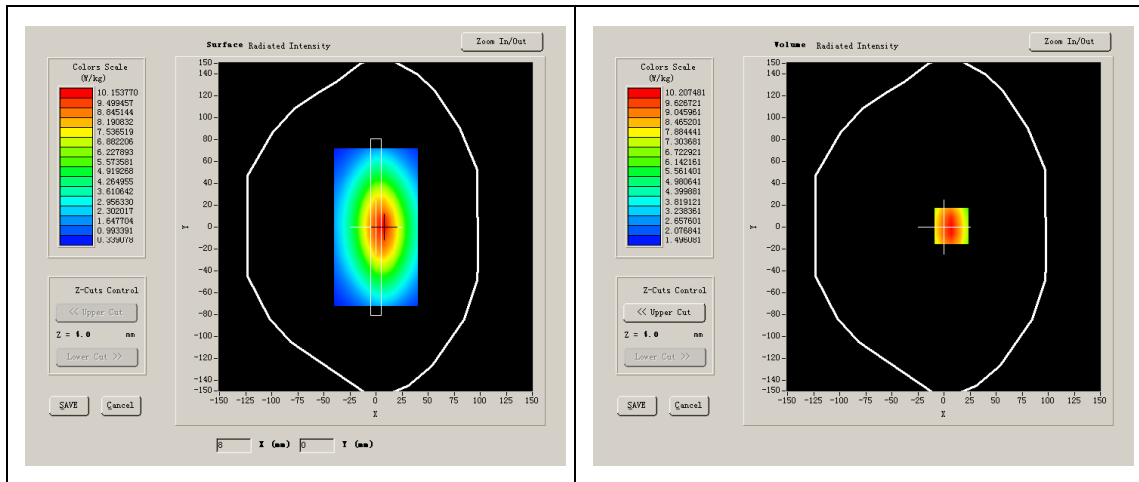
Phantom File	surf_sam_plan.txt
Phantom	Flat
Device Position	
Band	2000MHz
Channels	
Signal	CW

B. SAR Measurement Results**Band SAR**

Frequency (MHz)	2000.000000
Relative permittivity (real part)	53.245167
Conductivity (S/m)	1.535073
Power drift (%)	-1.860000
Ambient Temperature:	22.2°C
Liquid Temperature:	22.6°C
ConvF:	5.71
Crest factor:	1:1

SURFACE SAR	VOLUME SAR
--------------------	-------------------

NOTE: This document is issued by MORLAB, the test report shall not be reproduced except in full without prior written permission of the company. The test results apply only to the particular sample(s) tested and to the specific tests carried out which is available on request for validation and information confirmed at our website.

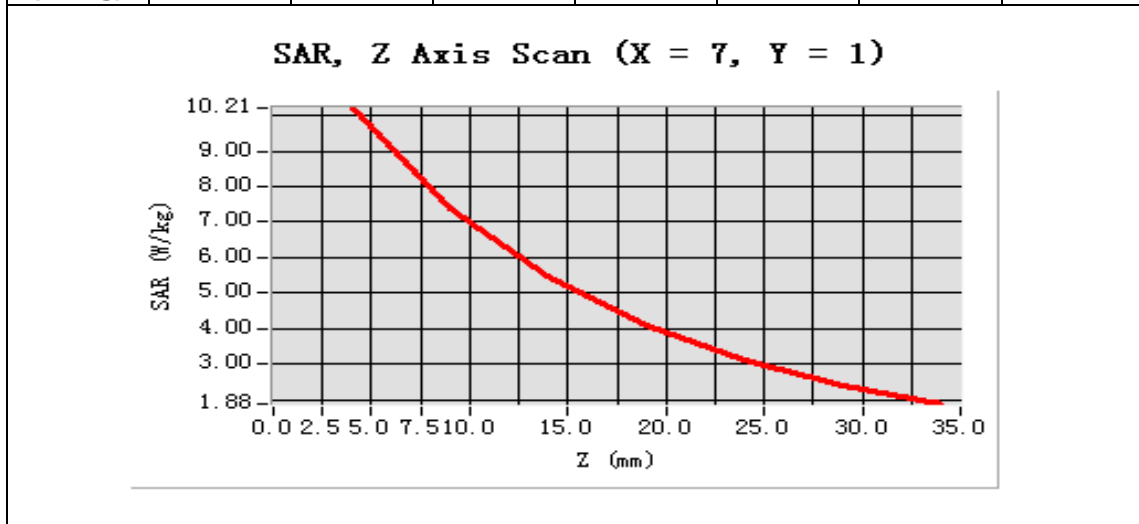


Maximum location: X=7.00, Y=1.00

SAR 10g (W/Kg)	2.092518
SAR 1g (W/Kg)	4.119540

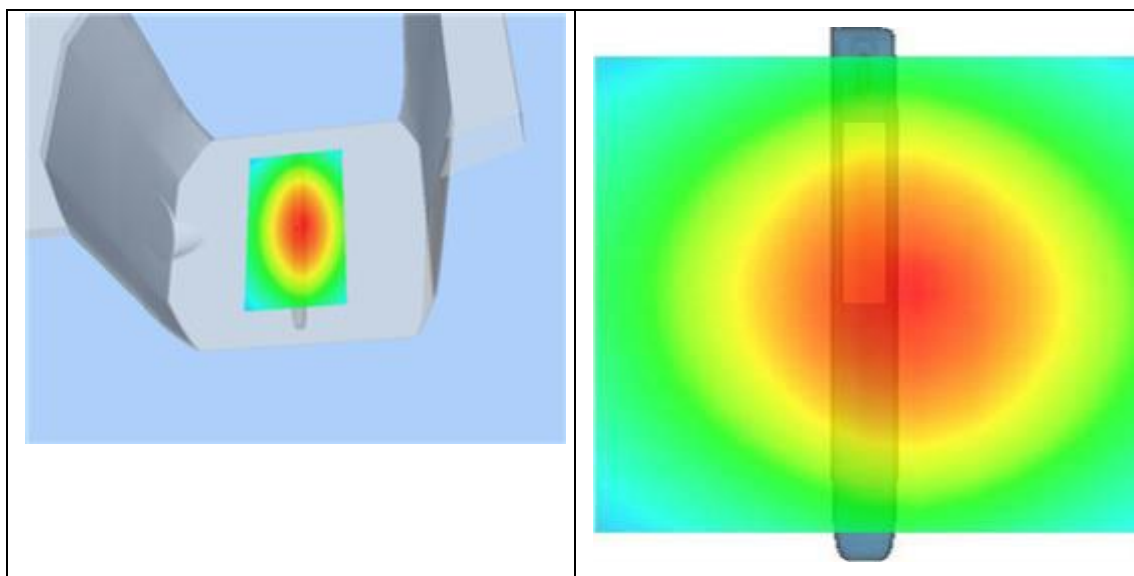
Z Axis Scan

Z (mm)	0.00	4.00	9.00	14.00	19.00	24.00	29.00
SAR (W/Kg)	0.0000	10.2075	7.3996	5.4654	4.1101	3.1286	2.4128



3D scene shot	Hot spot position
---------------	-------------------

NOTE: This document is issued by MORLAB, the test report shall not be reproduced except in full without prior written permission of the company. The test results apply only to the particular sample(s) tested and to the specific tests carried out which is available on request for validation and information confirmed at our website.



System Performance Check Data(2450MHz Head)
--

Type: Phone measurement (Complete)

Area scan resolution: dx=8mm,dy=8mm

Zoom scan resolution: dx=8mm, dy=8mm, dz=5mm

Date of measurement: 2017.11.27

Measurement duration: 13 minutes 31 seconds

A. Experimental conditions.

Phantom File	surf_sam_plan.txt
Phantom	Flat
Device Position	
Band	2450MHz
Channels	
Signal	CW

B. SAR Measurement Results

Band SAR

Frequency (MHz)	2450.000000
Relative permittivity (real part)	39.284446
Conductivity (S/m)	1.836061
Power Drift (%)	1.080000
Ambient Temperature:	22.4°C
Liquid Temperature:	22.7°C

NOTE: This document is issued by MORLAB, the test report shall not be reproduced except in full without prior written permission of the company. The test results apply only to the particular sample(s) tested and to the specific tests carried out which is available on request for validation and information confirmed at our website.



ConvF:	4.82
Crest factor:	1:1

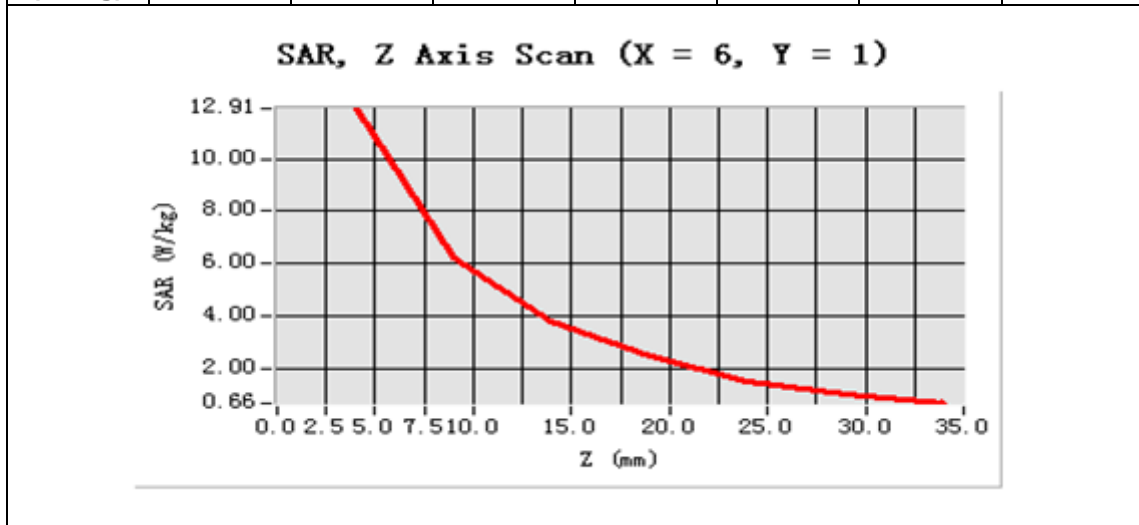


Maximum location: X=6.00, Y=1.00

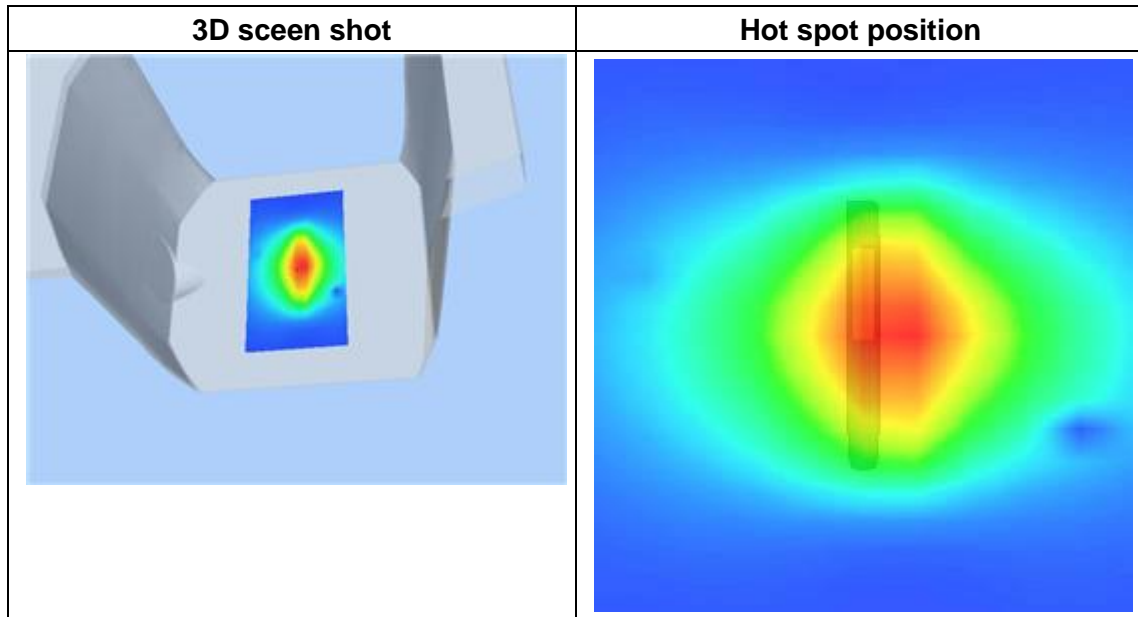
SAR 10g (W/Kg)	2.377250
SAR 1g (W/Kg)	5.326074

Z Axis Scan

Z (mm)	0.00	4.00	9.00	14.00	19.00	24.00	29.00
SAR (W/Kg)	0.0000	12.9615	6.2096	3.8187	2.4504	1.5036	1.0219



NOTE: This document is issued by MORLAB, the test report shall not be reproduced except in full without prior written permission of the company. The test results apply only to the particular sample(s) tested and to the specific tests carried out which is available on request for validation and information confirmed at our website.



System Performance Check Data(2450MHz Body)
--

Type: Phone measurement (Complete)

Area scan resolution: dx=8mm,dy=8mm

Zoom scan resolution: dx=8mm, dy=8mm, dz=5mm

Date of measurement: 2017.11.27

Measurement duration: 13 minutes 31 seconds

A. Experimental conditions.

Phantom File	surf_sam_plan.txt
Phantom	Flat
Device Position	
Band	2450MHz
Channels	
Signal	CW

B. SAR Measurement Results

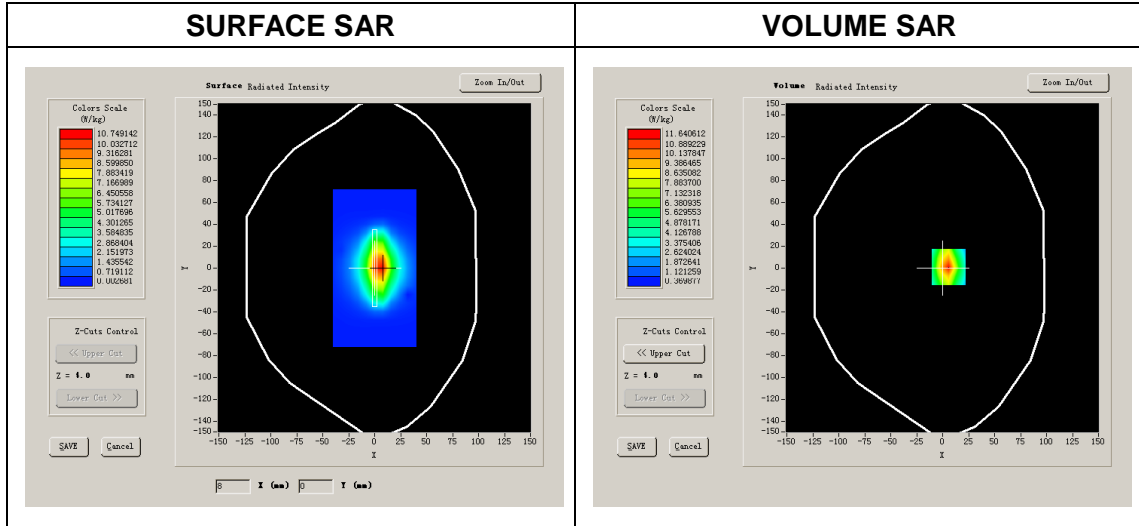
Band SAR

Frequency (MHz)	2450.000000
Relative permittivity (real part)	52.884446
Conductivity (S/m)	1.966143
Power Drift (%)	1.080000

NOTE: This document is issued by MORLAB, the test report shall not be reproduced except in full without prior written permission of the company. The test results apply only to the particular sample(s) tested and to the specific tests carried out which is available on request for validation and information confirmed at our website.



Ambient Temperature:	22.4°C
Liquid Temperature:	22.7°C
ConvF:	4.96
Crest factor:	1:1



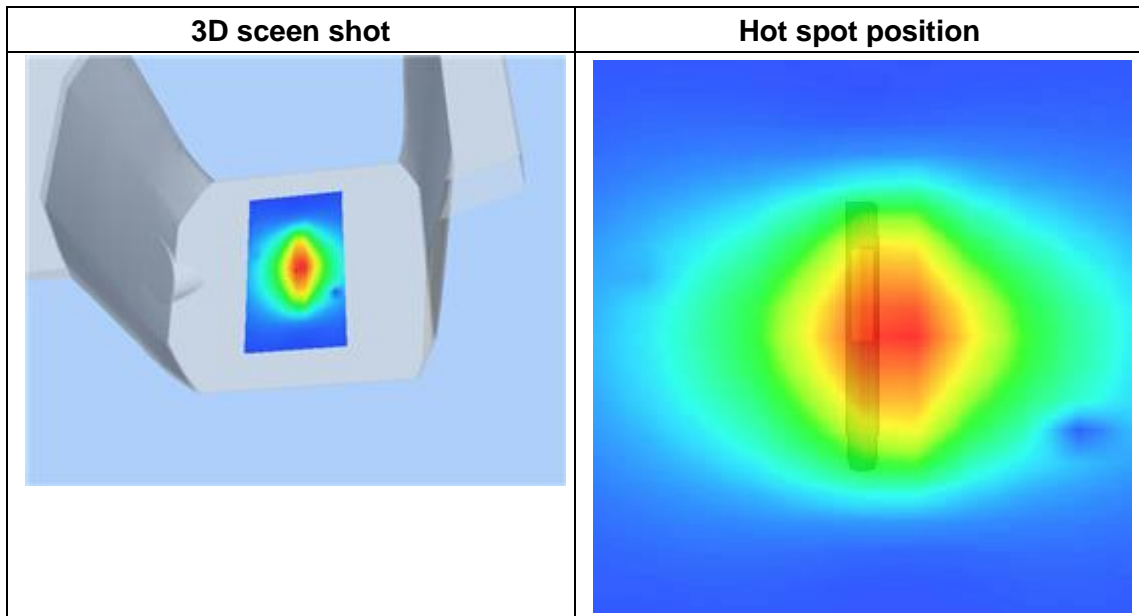
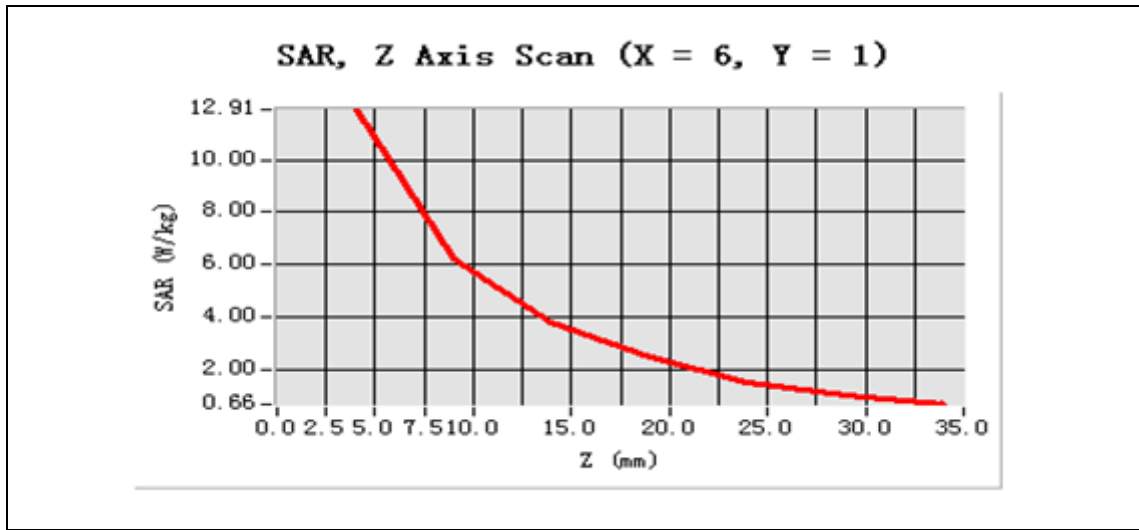
Maximum location: X=6.00, Y=1.00

SAR 10g (W/Kg)	2.377250
SAR 1g (W/Kg)	5.081074

Z Axis Scan

Z (mm)	0.00	4.00	9.00	14.00	19.00	24.00	29.00
SAR (W/Kg)	0.0000	12.9615	6.2096	3.8187	2.4504	1.5036	1.0219

NOTE: This document is issued by MORLAB, the test report shall not be reproduced except in full without prior written permission of the company. The test results apply only to the particular sample(s) tested and to the specific tests carried out which is available on request for validation and information confirmed at our website.



System Performance Check Data(2600MHz Head)

Type: Phone measurement (Complete)
 Area scan resolution: dx=8mm,dy=8mm
 Zoom scan resolution: dx=8mm, dy=8mm, dz=5mm
 Date of measurement: 2017.11.17
 Measurement duration: 13 minutes 31 seconds

A. Experimental conditions.

Phantom File	surf_sam_plan.txt
---------------------	-------------------

NOTE: This document is issued by MORLAB, the test report shall not be reproduced except in full without prior written permission of the company. The test results apply only to the particular sample(s) tested and to the specific tests carried out which is available on request for validation and information confirmed at our website.

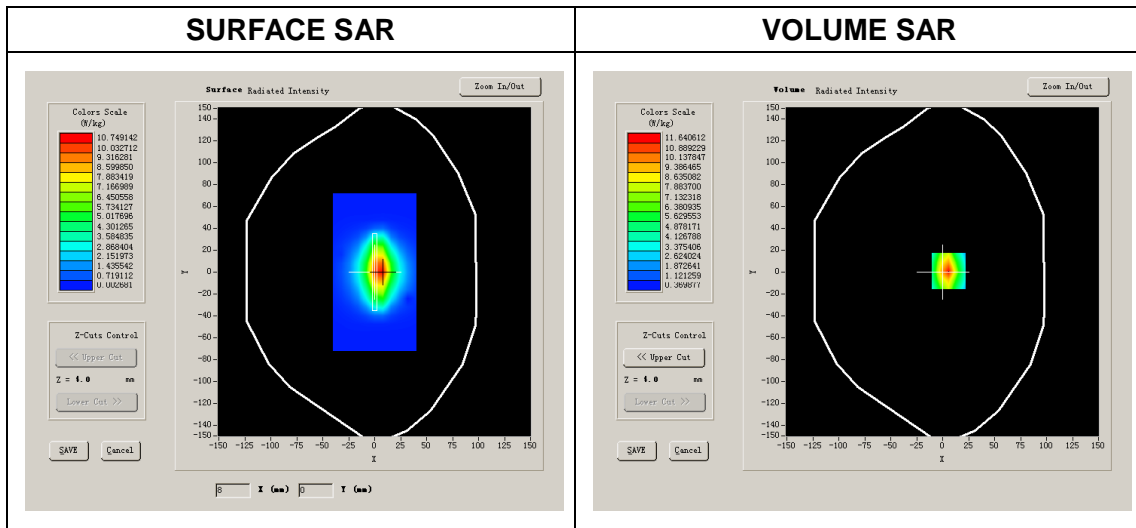


Phantom	Flat
Device Position	
Band	2600MHz
Channels	
Signal	CW

B. SAR Measurement Results

Band SAR

Frequency (MHz)	2600.000000
Relative permittivity (real part)	39.024564
Conductivity (S/m)	1.975236
Power Drift (%)	1.080000
Ambient Temperature:	22.3°C
Liquid Temperature:	22.4°C
ConvF:	4.74
Crest factor:	1:1



Maximum location: X=6.00, Y=1.00

SAR 10g (W/Kg)	2.498154
SAR 1g (W/Kg)	5.681472

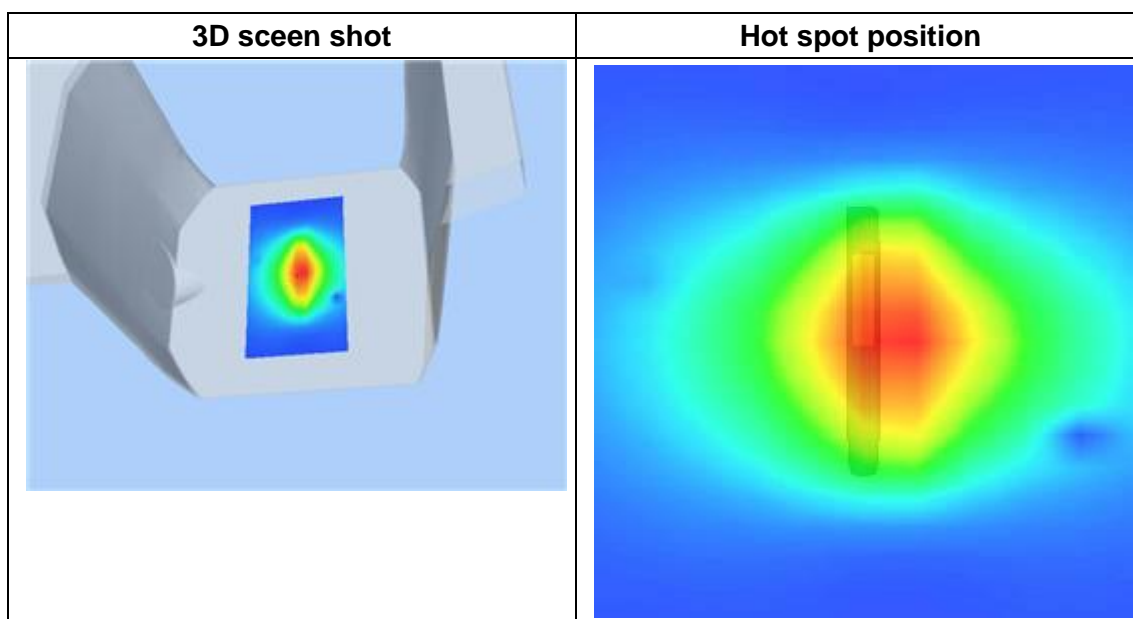
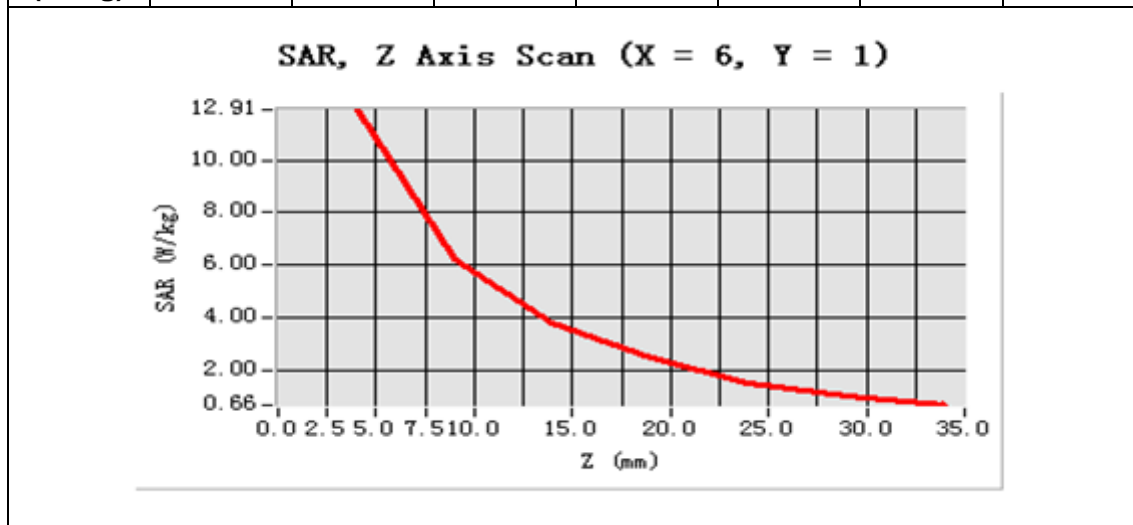
Z Axis Scan

Z (mm)	0.00	4.00	9.00	14.00	19.00	24.00	29.00
--------	------	------	------	-------	-------	-------	-------

NOTE: This document is issued by MORLAB, the test report shall not be reproduced except in full without prior written permission of the company. The test results apply only to the particular sample(s) tested and to the specific tests carried out which is available on request for validation and information confirmed at our website.



SAR (W/Kg)	0.0000	12.9745	6.2193	3.8245	2.4624	1.5033	1.0220
-------------------	---------------	----------------	---------------	---------------	---------------	---------------	---------------



System Performance Check Data(2600MHz Body)

Type: Phone measurement (Complete)
 Area scan resolution: dx=8mm,dy=8mm
 Zoom scan resolution: dx=8mm, dy=8mm, dz=5mm
 Date of measurement: 2017.11.17
 Measurement duration: 13 minutes 31 seconds

NOTE: This document is issued by MORLAB, the test report shall not be reproduced except in full without prior written permission of the company. The test results apply only to the particular sample(s) tested and to the specific tests carried out which is available on request for validation and information confirmed at our website.



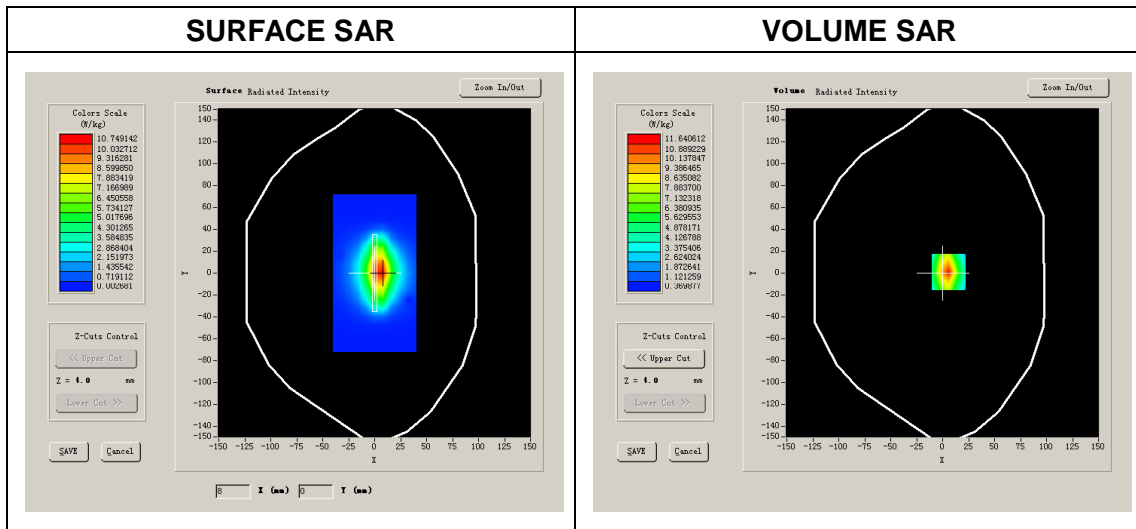
A. Experimental conditions.

Phantom File	surf_sam_plan.txt
Phantom	Flat
Device Position	
Band	2600MHz
Channels	
Signal	CW

B. SAR Measurement Results

Band SAR

Frequency (MHz)	2600.000000
Relative permittivity (real part)	52.261483
Conductivity (S/m)	2.155256
Power Drift (%)	1.380000
Ambient Temperature:	22.3°C
Liquid Temperature:	22.4°C
ConvF:	4.93
Crest factor:	1:1



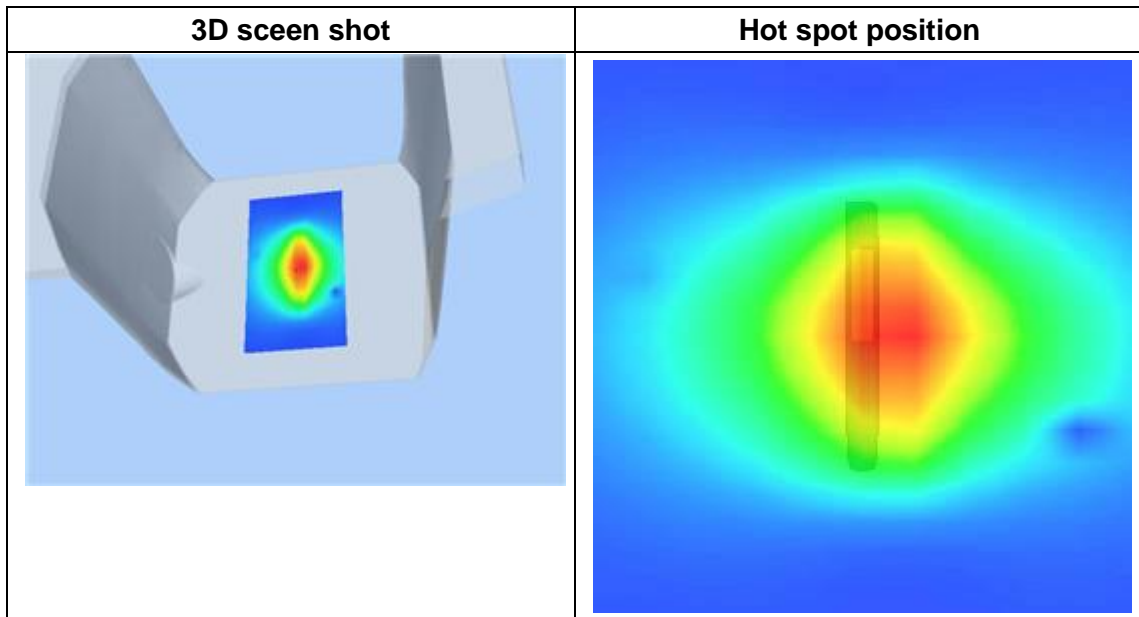
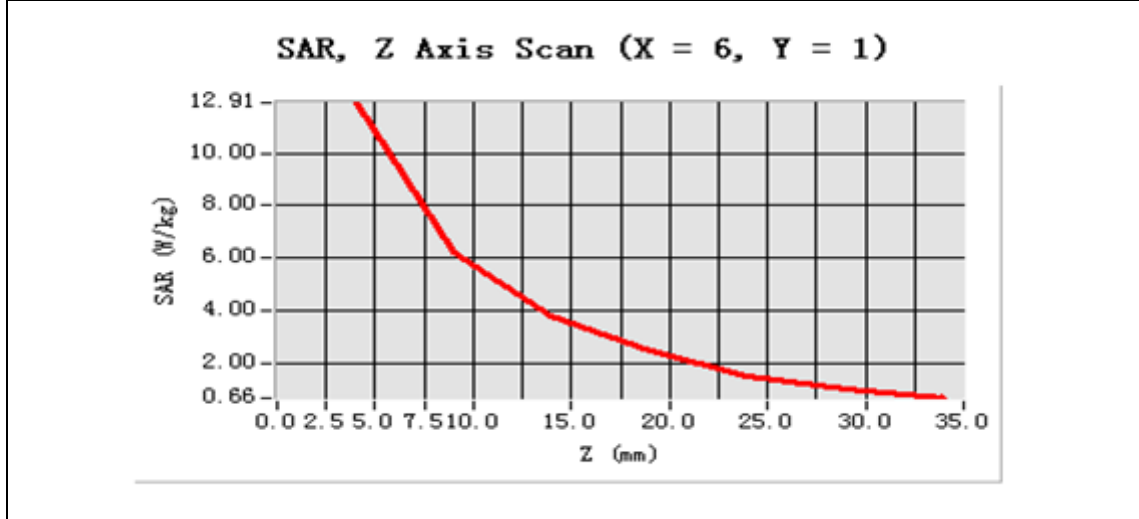
Maximum location: X=6.00, Y=1.00

SAR 10g (W/Kg)	2.569854
SAR 1g (W/Kg)	5.386472

Z Axis Scan

NOTE: This document is issued by MORLAB, the test report shall not be reproduced except in full without prior written permission of the company. The test results apply only to the particular sample(s) tested and to the specific tests carried out which is available on request for validation and information confirmed at our website.

Z (mm)	0.00	4.00	9.00	14.00	19.00	24.00	29.00
SAR (W/Kg)	0.0000	12.9745	6.2193	3.8245	2.4624	1.5033	1.0220



System Performance Check Data(5200MHz Head)

Type: Phone measurement (Complete)

Area scan resolution: dx=8mm,dy=8mm

Zoom scan resolution: dx=4mm, dy=4mm, dz=2mm

Date of measurement: 2017.11.30

NOTE: This document is issued by MORLAB, the test report shall not be reproduced except in full without prior written permission of the company. The test results apply only to the particular sample(s) tested and to the specific tests carried out which is available on request for validation and information confirmed at our website.

Measurement duration: 13 minutes 27 seconds

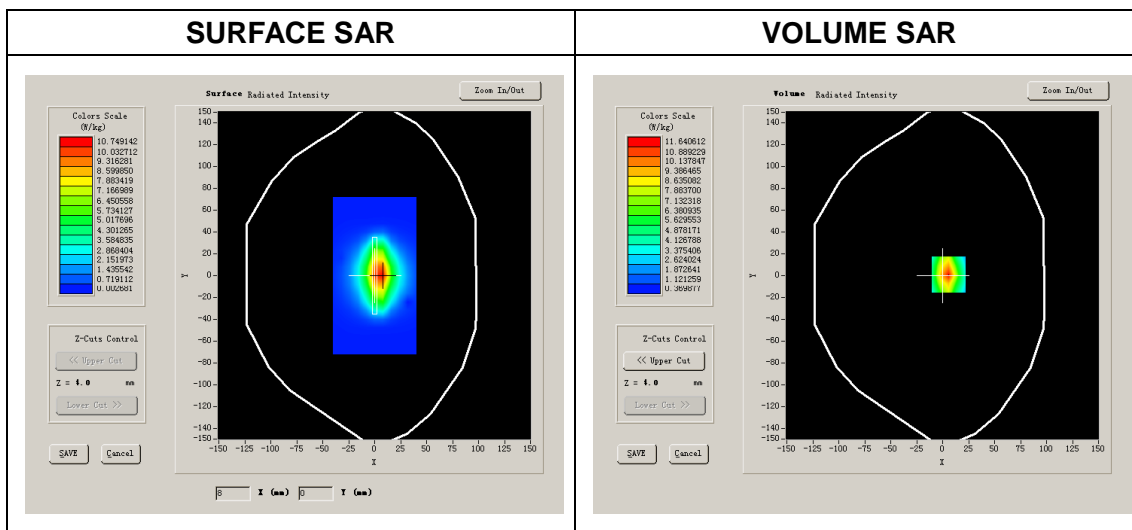
A. Experimental conditions.

Phantom File	surf_sam_plan.txt
Phantom	Validation plane
Device Position	
Band	5200MHz
Channels	
Signal	CW

B. SAR Measurement Results

Band SAR

Frequency (MHz)	5200.000000
Relative permittivity (real part)	36.123014
Conductivity (S/m)	4.665260
Power Drift (%)	2.310000
Ambient Temperature:	22.3°C
Liquid Temperature:	22.8°C
ConvF:	21.61
Crest factor:	1:1



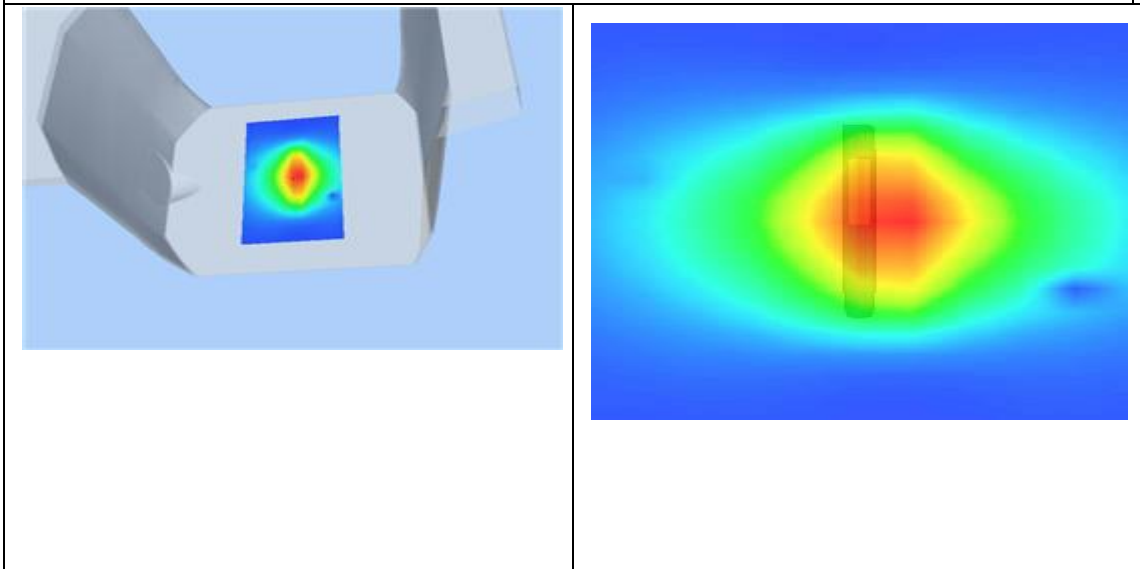
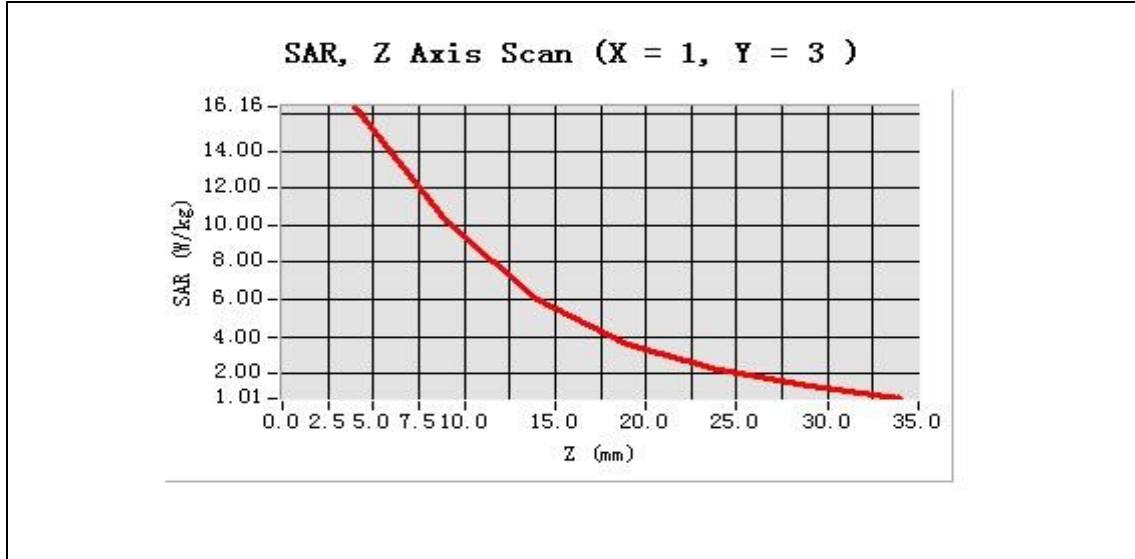
Maximum location: X=1.00, Y=3.00

SAR 10g (W/Kg)	8.551263
----------------	----------

NOTE: This document is issued by MORLAB, the test report shall not be reproduced except in full without prior written permission of the company. The test results apply only to the particular sample(s) tested and to the specific tests carried out which is available on request for validation and information confirmed at our website.

SAR 1g (W/Kg)	16.398864
----------------------	-----------

Z Axis Scan



System Performance Check Data(5200MHz Body)

Type: Phone measurement (Complete)

Area scan resolution: dx=8mm,dy=8mm

NOTE: This document is issued by MORLAB, the test report shall not be reproduced except in full without prior written permission of the company. The test results apply only to the particular sample(s) tested and to the specific tests carried out which is available on request for validation and information confirmed at our website.



Zoom scan resolution: dx=4mm, dy=4mm, dz=2mm

Date of measurement: 2017.11.30

Measurement duration: 13 minutes 27 seconds

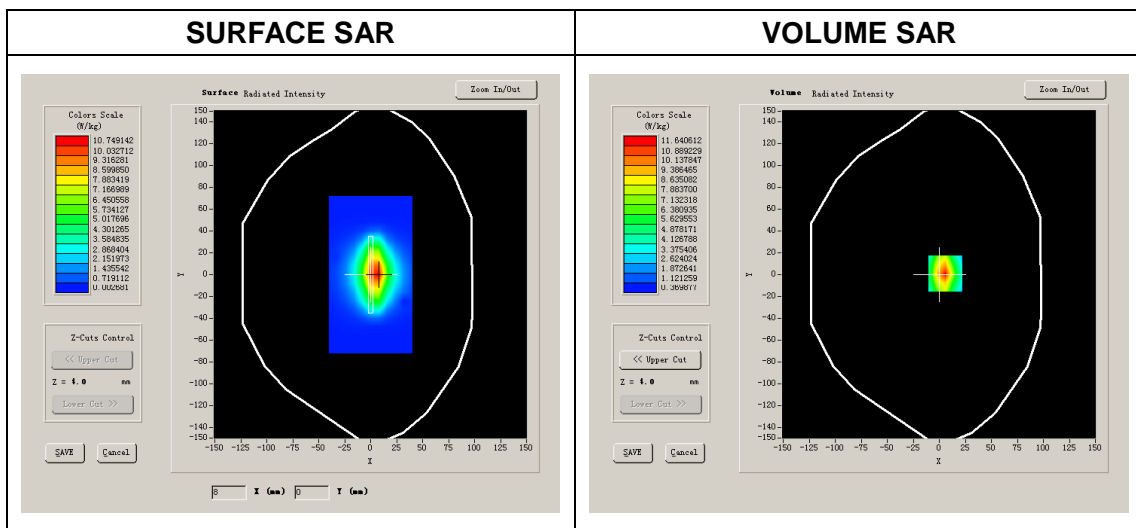
A. Experimental conditions.

Phantom File	surf_sam_plan.txt
Phantom	Validation plane
Device Position	
Band	5200MHz
Channels	
Signal	CW

B. SAR Measurement Results

Band SAR

Frequency (MHz)	5200.000000
Relative permittivity (real part)	49.273014
Conductivity (S/m)	5.543260
Power Drift (%)	2.310000
Ambient Temperature:	22.3°C
Liquid Temperature:	22.8°C
ConvF:	22.11
Crest factor:	1:1

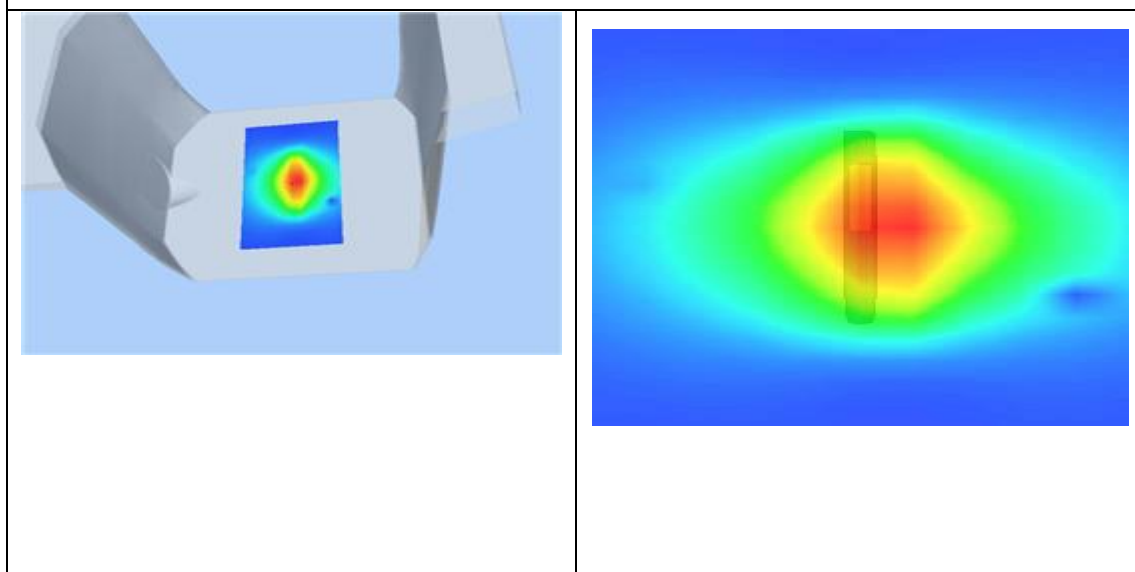
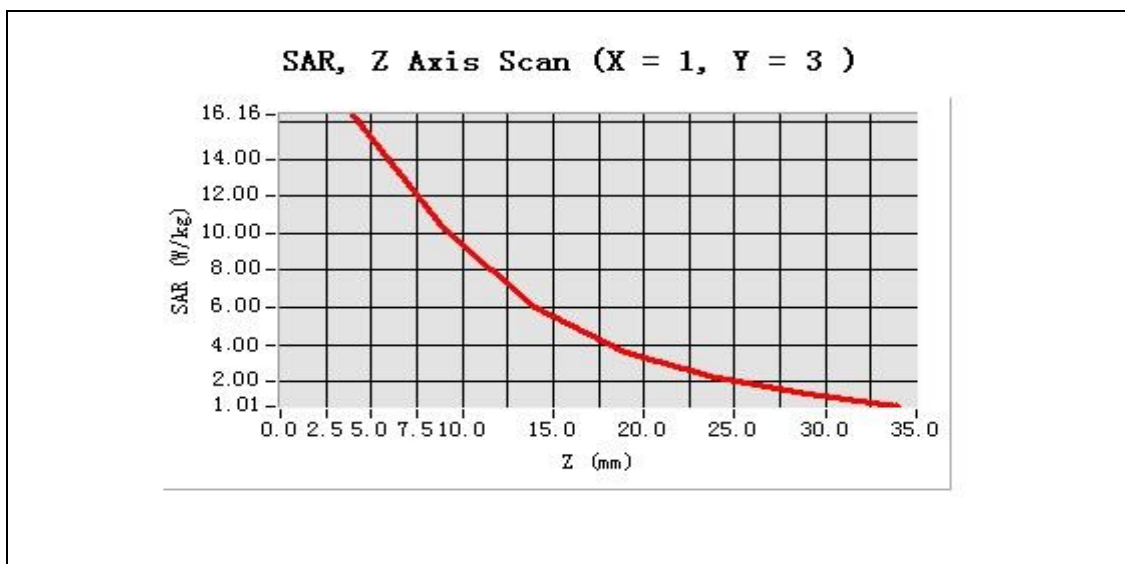


Maximum location: X=1.00, Y=3.00

NOTE: This document is issued by MORLAB, the test report shall not be reproduced except in full without prior written permission of the company. The test results apply only to the particular sample(s) tested and to the specific tests carried out which is available on request for validation and information confirmed at our website.

SAR 10g (W/Kg)	8.024355
SAR 1g (W/Kg)	16.28442

Z Axis Scan



System Performance Check Data(5800MHz Head)

NOTE: This document is issued by MORLAB, the test report shall not be reproduced except in full without prior written permission of the company. The test results apply only to the particular sample(s) tested and to the specific tests carried out which is available on request for validation and information confirmed at our website.



Type: Phone measurement (Complete)

Area scan resolution: dx=8mm,dy=8mm

Zoom scan resolution: dx=4mm, dy=4mm, dz=2mm

Date of measurement: 2017.11.30

Measurement duration: 13 minutes 27 seconds

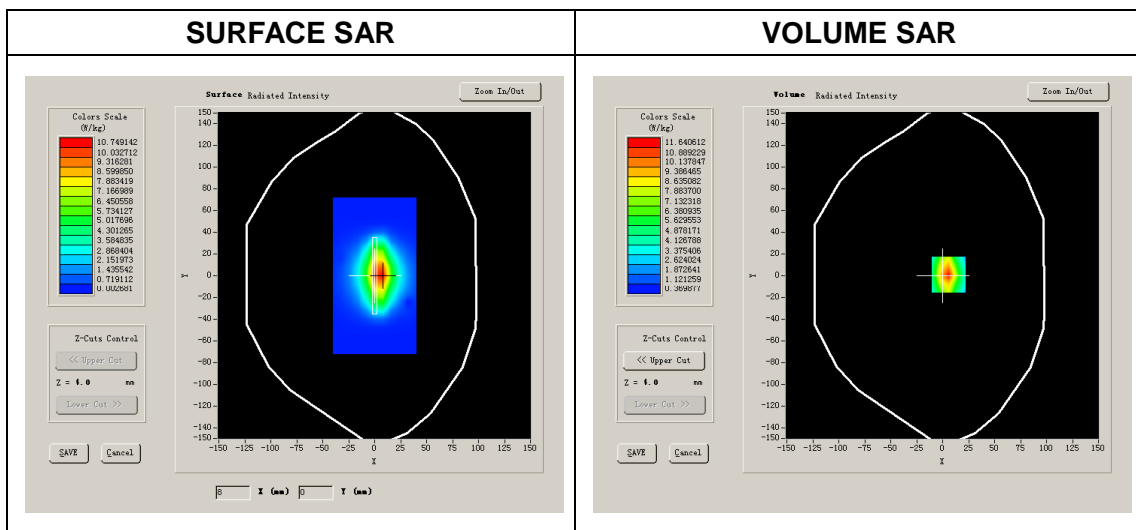
A. Experimental conditions.

Phantom File	surf_sam_plan.txt
Phantom	Validation plane
Device Position	
Band	5800MHz
Channels	
Signal	CW

B. SAR Measurement Results

Band SAR

Frequency (MHz)	5800.000000
Relative permittivity (real part)	35.334675
Conductivity (S/m)	5.310226
Power Drift (%)	1.260000
Ambient Temperature:	22.3°C
Liquid Temperature:	22.8°C
ConvF:	22.42
Crest factor:	1:1

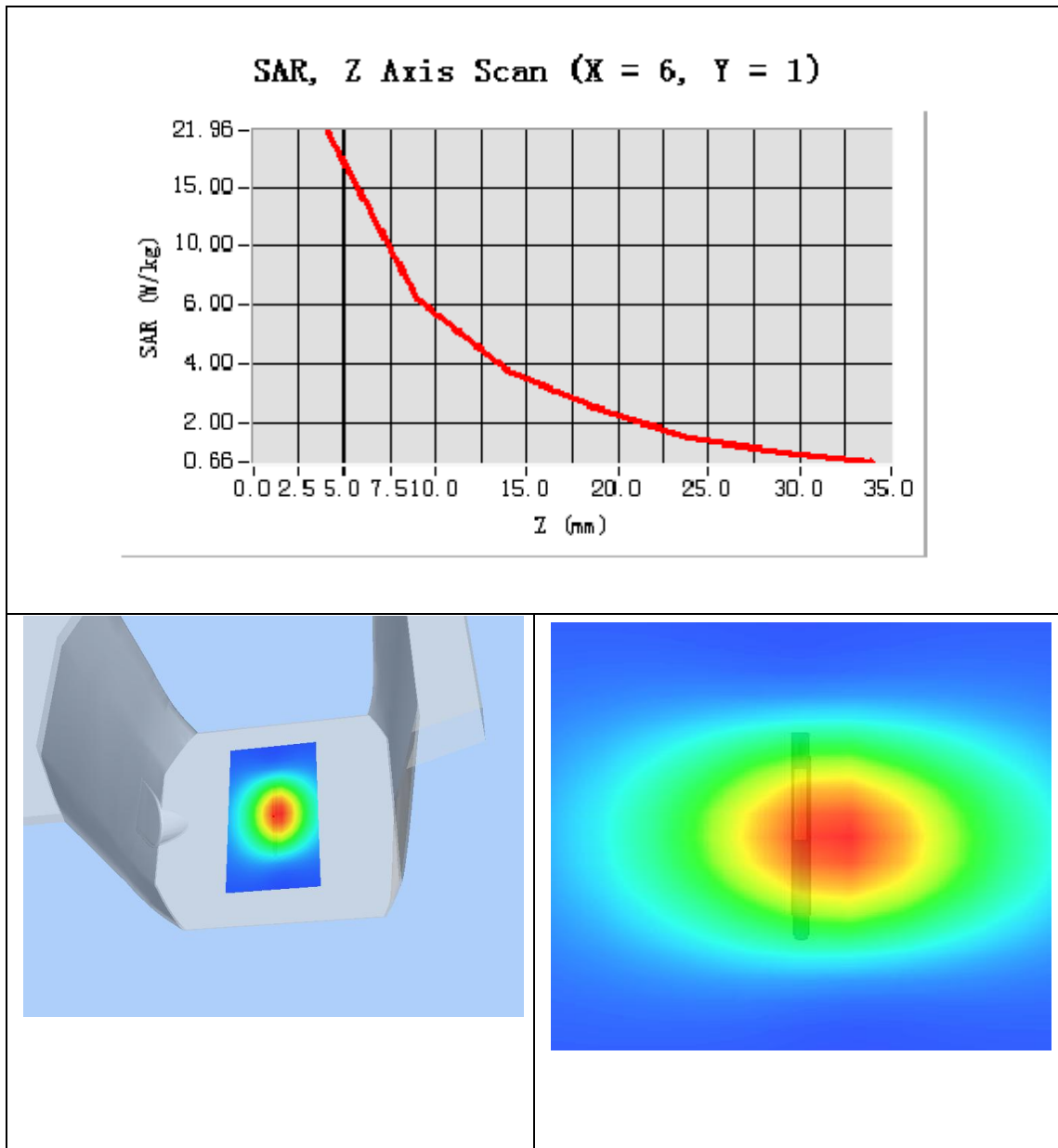


NOTE: This document is issued by MORLAB, the test report shall not be reproduced except in full without prior written permission of the company. The test results apply only to the particular sample(s) tested and to the specific tests carried out which is available on request for validation and information confirmed at our website.

Maximum location: X=-6.00, Y=-1.00

SAR 10g (W/Kg)	9.994412
SAR 1g (W/Kg)	17.711256

Z Axis Scan



NOTE: This document is issued by MORLAB, the test report shall not be reproduced except in full without prior written permission of the company. The test results apply only to the particular sample(s) tested and to the specific tests carried out which is available on request for validation and information confirmed at our website.

**System Performance Check Data(5800MHzBody)**

Type: Phone measurement (Complete)

Area scan resolution: dx=8mm,dy=8mm

Zoom scan resolution: dx=4mm, dy=4mm, dz=2mm

Date of measurement: 2017.11.30

Measurement duration: 13 minutes 27 seconds

A. Experimental conditions.

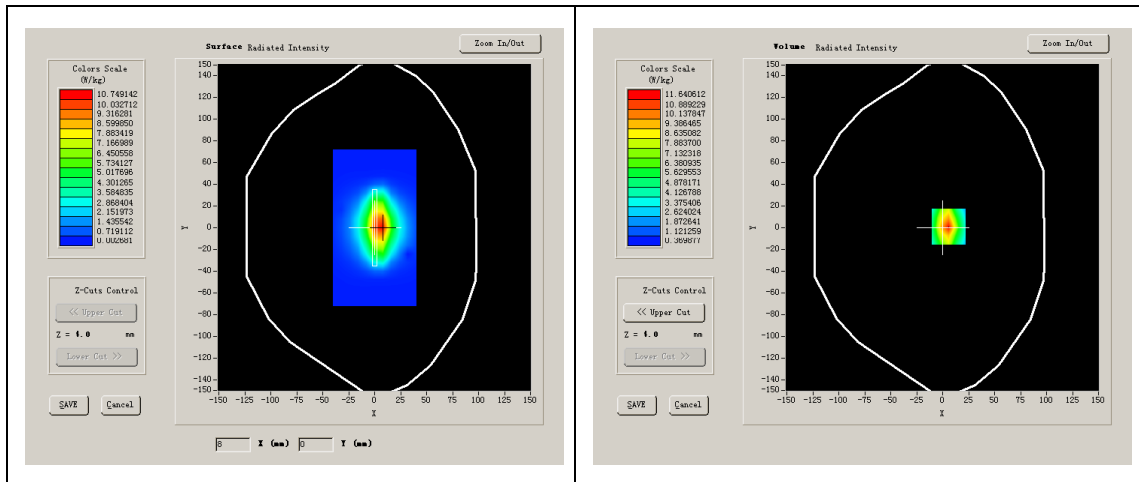
Phantom File	surf_sam_plan.txt
Phantom	Validation plane
Device Position	
Band	5800MHz
Channels	
Signal	CW

B. SAR Measurement Results**Band SAR**

Frequency (MHz)	5800.000000
Relative permittivity (real part)	48.093428
Conductivity (S/m)	5.930716
Power Drift (%)	1.260000
Ambient Temperature:	22.3°C
Liquid Temperature:	22.8°C
ConvF:	23.02
Crest factor:	1:1

SURFACE SAR**VOLUME SAR**

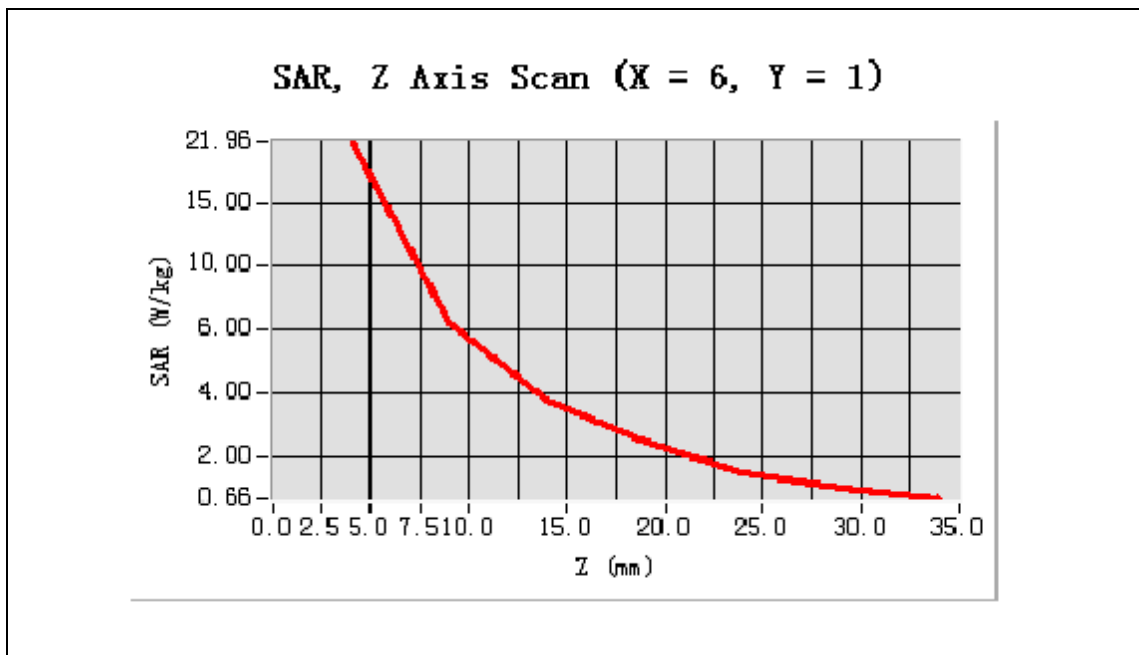
NOTE: This document is issued by MORLAB, the test report shall not be reproduced except in full without prior written permission of the company. The test results apply only to the particular sample(s) tested and to the specific tests carried out which is available on request for validation and information confirmed at our website.



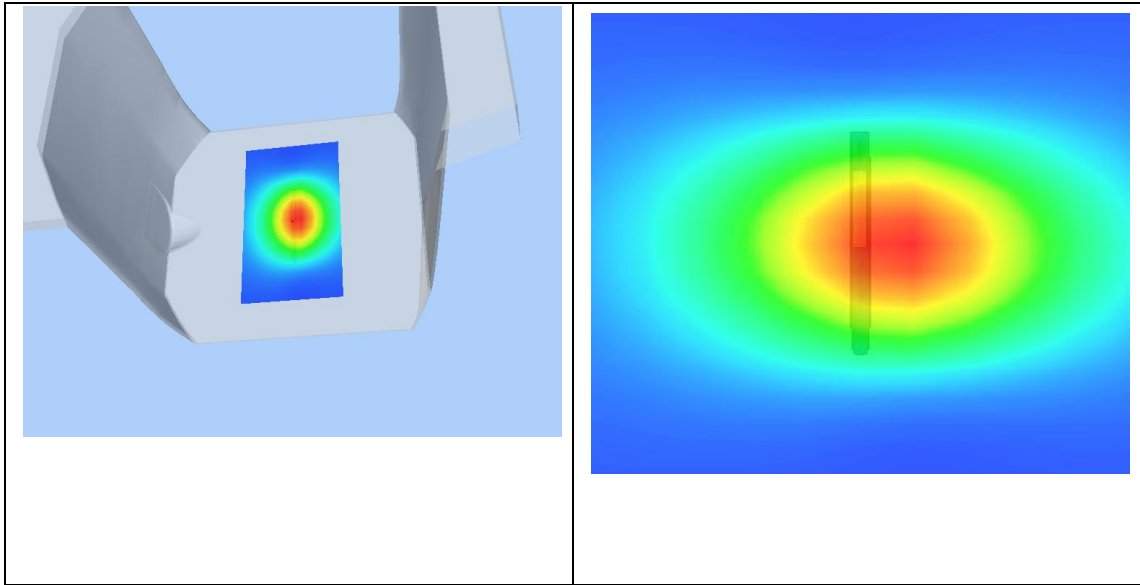
Maximum location: X=-6.00, Y=-1.00

SAR 10g (W/Kg)	9.782634
SAR 1g (W/Kg)	17.695290


Z Axis Scan



NOTE: This document is issued by MORLAB, the test report shall not be reproduced except in full without prior written permission of the company. The test results apply only to the particular sample(s) tested and to the specific tests carried out which is available on request for validation and information confirmed at our website.




1. EUT Right Head Touch/Cheek Position




2. EUT Right Head Ear/Tilt(15°) Position

NOTE: This document is issued by MORLAB, the test report shall not be reproduced except in full without prior written permission of the company. The test results apply only to the particular sample(s) tested and to the specific tests carried out which is available on request for validation and information confirmed at our website.




3. EUT Left Head Touch/Cheek Position




4. EUT Left Head Ear/Tilt(15°) Position

NOTE: This document is issued by MORLAB, the test report shall not be reproduced except in full without prior written permission of the company. The test results apply only to the particular sample(s) tested and to the specific tests carried out which is available on request for validation and information confirmed at our website.

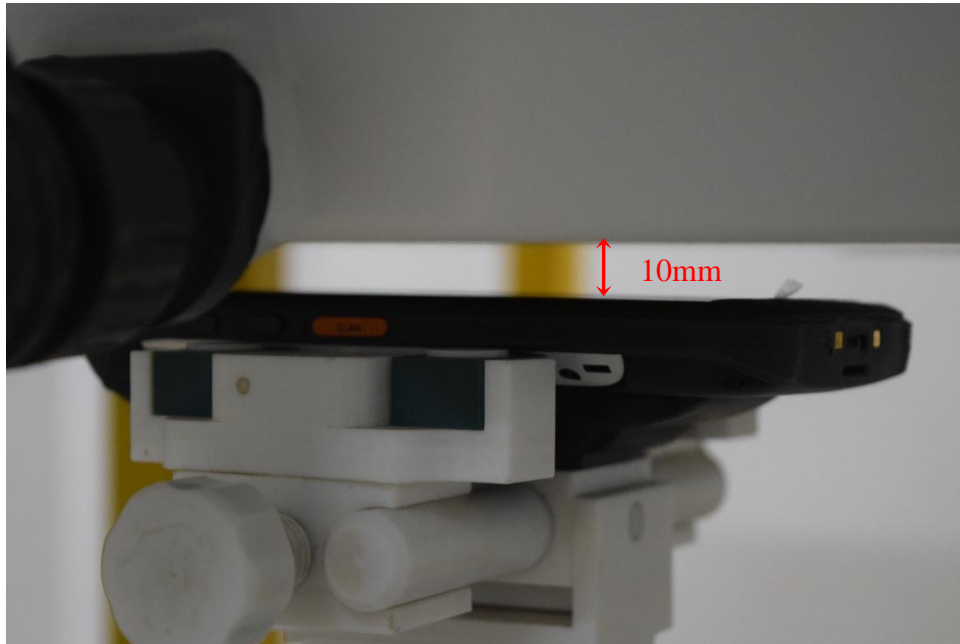


5. Back Side Position



NOTE: This document is issued by MORLAB, the test report shall not be reproduced except in full without prior written permission of the company. The test results apply only to the particular sample(s) tested and to the specific tests carried out which is available on request for validation and information confirmed at our website.

6. Face Side Position



7. Top-Edge




NOTE: This document is issued by MORLAB, the test report shall not be reproduced except in full without prior written permission of the company. The test results apply only to the particular sample(s) tested and to the specific tests carried out which is available on request for validation and information confirmed at our website.

8. Bottom Edge




9. Left Edge



NOTE: This document is issued by MORLAB, the test report shall not be reproduced except in full without prior written permission of the company. The test results apply only to the particular sample(s) tested and to the specific tests carried out which is available on request for validation and information confirmed at our website.

10. Right Edge



NOTE: This document is issued by MORLAB, the test report shall not be reproduced except in full without prior written permission of the company. The test results apply only to the particular sample(s) tested and to the specific tests carried out which is available on request for validation and information confirmed at our website.