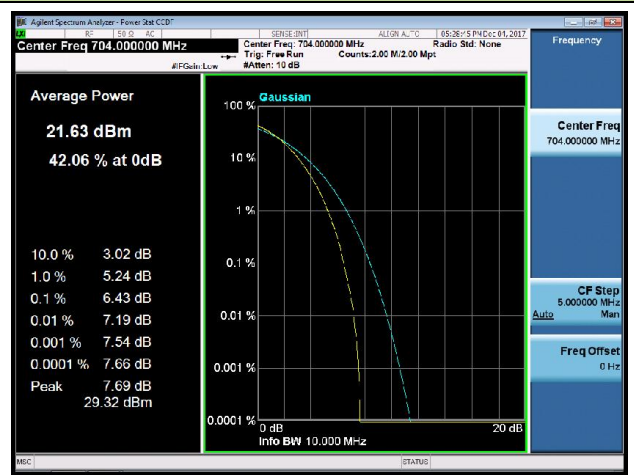
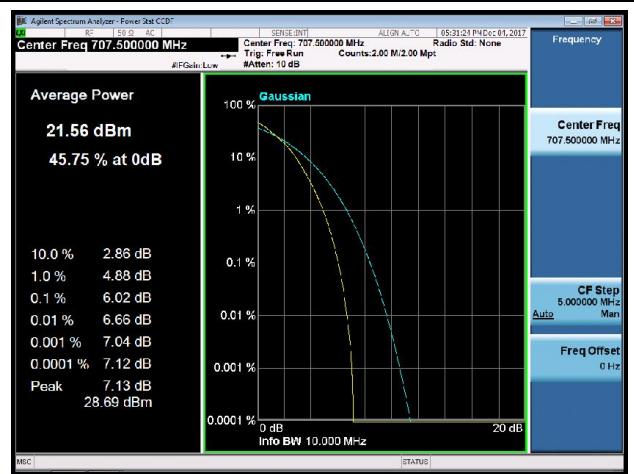
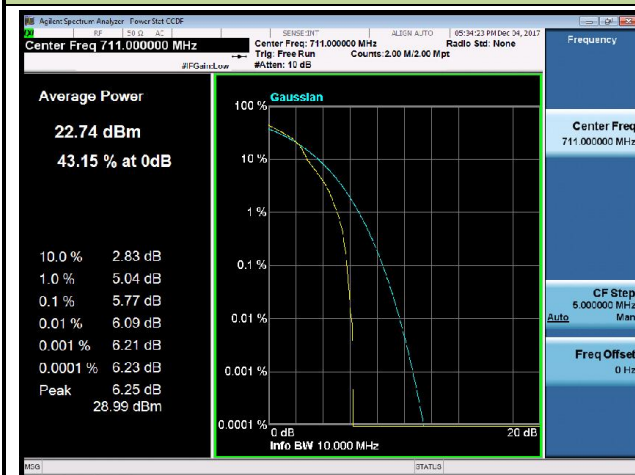
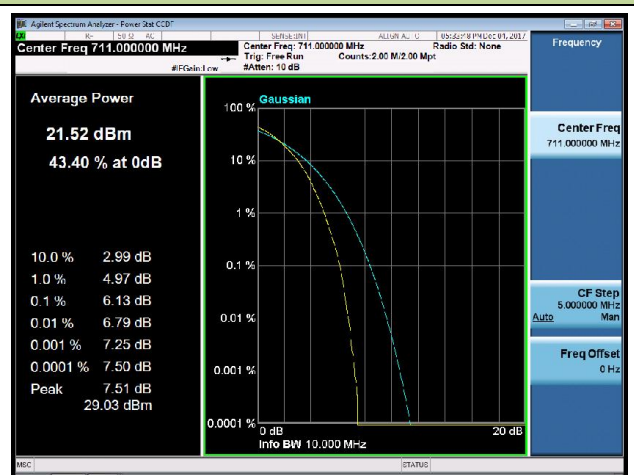
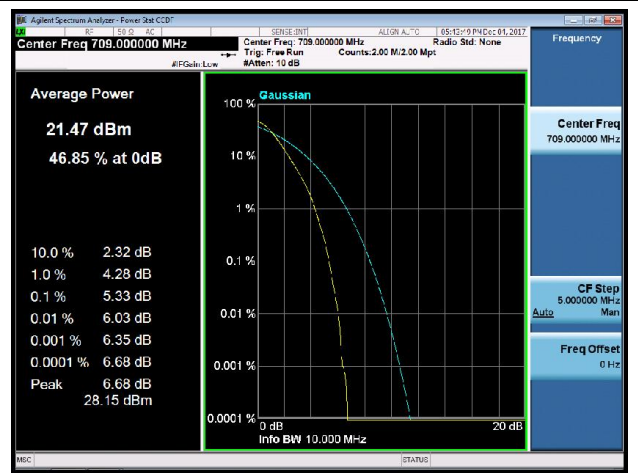
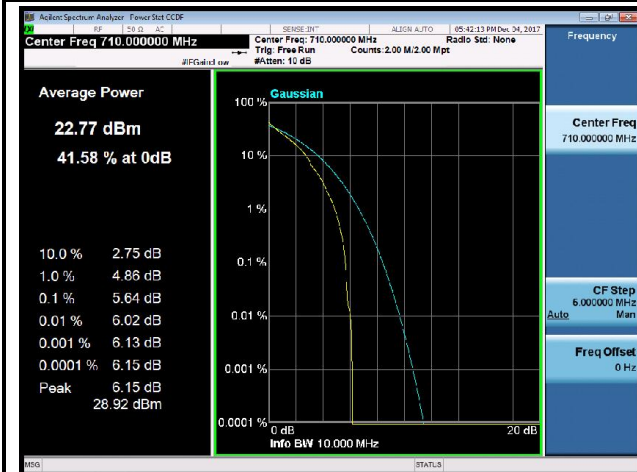
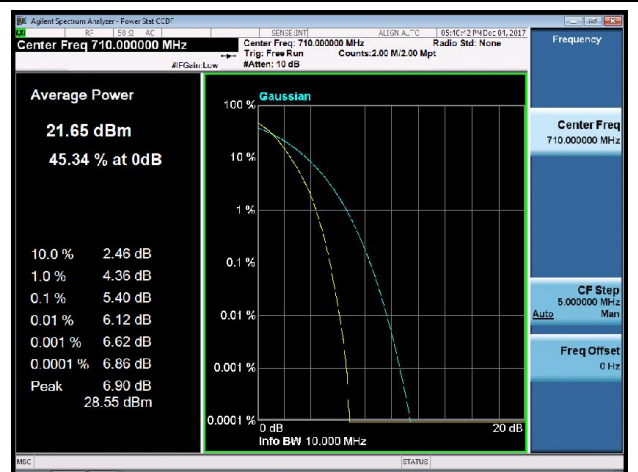
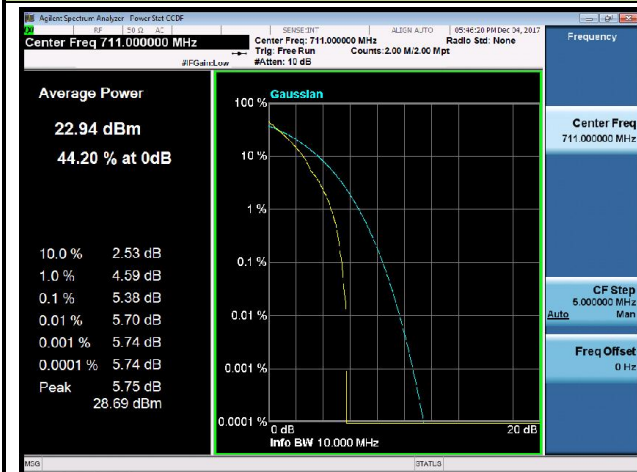
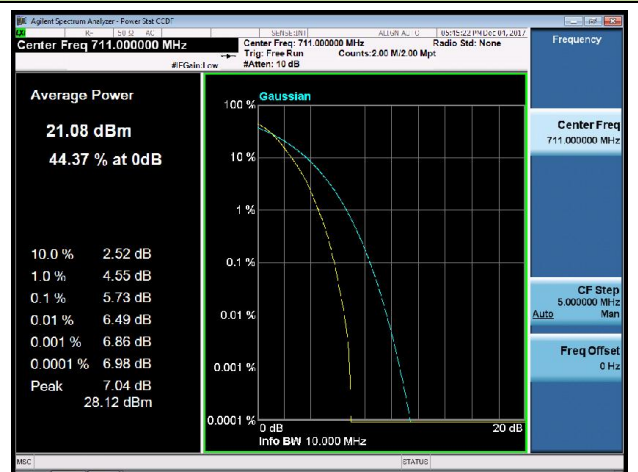


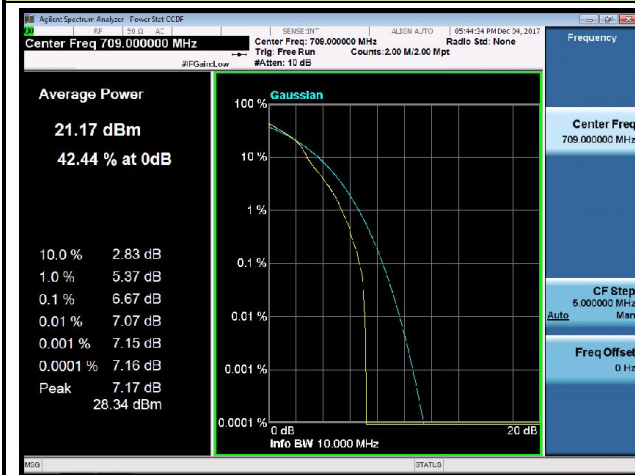
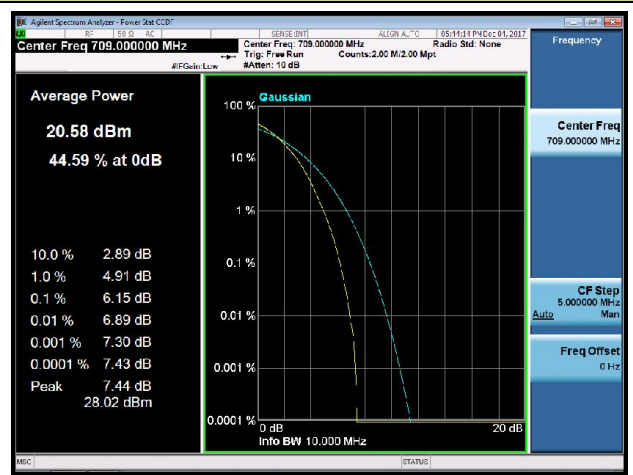
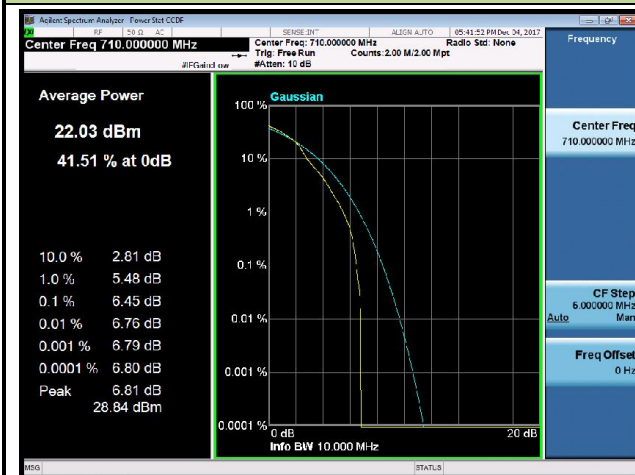
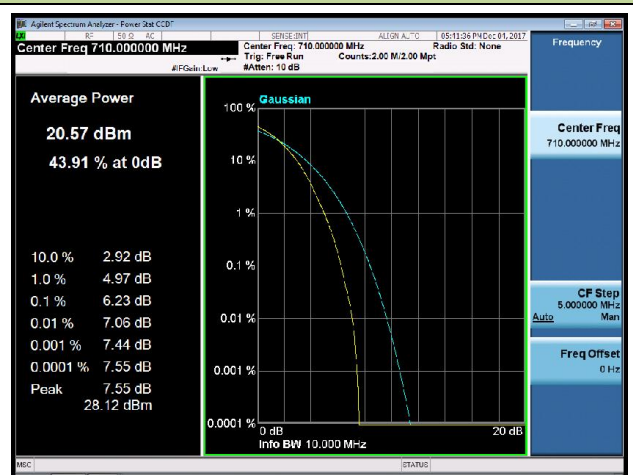
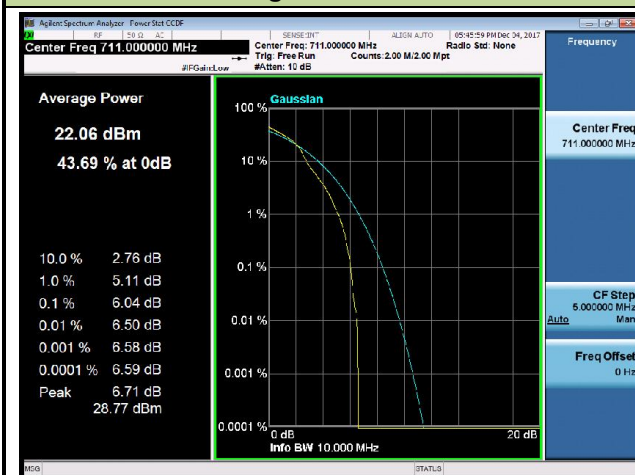
**LTE Band 12 / 10MHz / 16-QAM**
**Low CH / 1RB**

**Low CH Full RB**

**Mid CH / 1RB**

**Mid CH Full RB**

**High CH / 1RB**

**High CH Full RB**


**LTE Band 17 / 10MHz / QPSK**
**Low CH / 1RB**

**Low CH Full RB**

**Mid CH / 1RB**

**Mid CH Full RB**

**High CH / 1RB**

**High CH Full RB**


**LTE Band 17 / 10MHz / 16-QAM**
**Low CH / 1RB**

**Low CH Full RB**

**Mid CH / 1RB**

**Mid CH Full RB**

**High CH / 1RB**

**High CH Full RB**


## 7.6. Radiated Power (ERP/EIRP)

### 7.6.1. Test Limit

#### Radiated Power

For FCC Part 24.232(c): LTE Band 2

The EIRP of mobile transmitters and auxiliary test transmitters must not exceed 2 Watts.

For FCC Part 27.50(h): LTE Band 7

The EIRP of mobile transmitters and auxiliary test transmitters must not exceed 2 Watts.

For FCC Part 27.50(d): LTE Band 4

The EIRP of mobile transmitters and auxiliary test transmitters must not exceed 1 Watts.

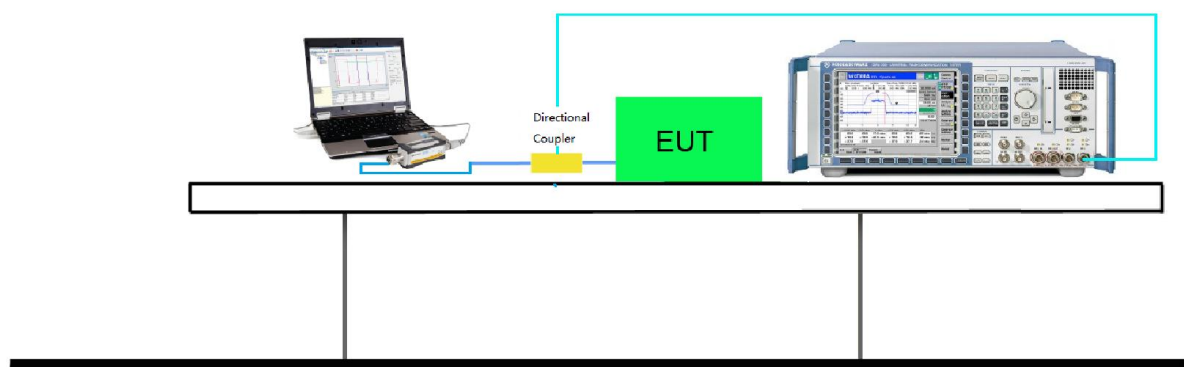
For FCC Part 27.50(c): LTE Band 12 / 17

The ERP of mobile transmitters and auxiliary test transmitters must not exceed 3 Watts.

### 7.6.2. Test Procedure Used

KDB 971168 D01v03 - Section 5.2.3 & ANSI/TIA-603-E-2016

### 7.6.3. Test Setting



#### 7.6.4. Test Setup

1. The transmitter output port was connected to the system simulator.
2. Set EUT at maximum power through the system simulator.
3. Select lowest, middle, and highest channels for each band and different modulation.
4. Measure and record the power level from the system simulator.

According to KDB 412172 D01 Power Approach,

$EIRP = PT + GT - LC$ ,  $ERP = EIRP - 2.15$ , where

PT = transmitter output power in dBm

GT = gain of the transmitting antenna in dBi

LC = signal attenuation in the connecting cable between the transmitter and antenna in dB

**7.6.5. Test Result**

Product	Mobile Data Terminal	Temperature	25°C
Test Engineer	Polly Zong	Relative Humidity	52%
Test Site	TR3	Test Date	2017/12/11

FDD LTE Band 2							
Bandwidth (MHz)	RB Set	Power (dBm)					
		QPSK			16QAM		
	Channel	18607	18900	19193	18607	18900	19193
1.4MHz	1 (RB_Pos:0)	21.10	21.22	21.22	21.24	21.06	20.95
	1 (RB_Pos:3)	21.12	21.21	21.21	21.65	21.66	21.76
	1 (RB_Pos:5)	21.21	21.31	21.23	21.22	21.25	21.16
	3 (RB_Pos:0)	21.22	21.13	21.31	21.58	21.36	21.24
	3 (RB_Pos:2)	21.14	21.13	21.33	21.32	21.72	21.45
	3 (RB_Pos:3)	21.15	21.12	21.16	21.26	21.22	21.25
	6 (RB_Pos:0)	21.17	21.29	21.32	20.11	20.27	20.30
Bandwidth (MHz)	RB Set	Power (dBm)					
		QPSK			16QAM		
	Channel	18615	18900	19185	18615	18900	19185
3MHz	1 (RB_Pos:0)	21.22	21.43	21.55	21.54	21.76	21.64
	1 (RB_Pos:7)	21.34	21.51	21.39	21.44	21.30	21.70
	1 (RB_Pos:14)	21.45	21.15	21.45	21.59	21.79	21.88
	8 (RB_Pos:0)	21.13	21.33	21.23	20.17	20.20	20.23
	8 (RB_Pos:4)	21.36	21.44	21.34	19.99	20.14	20.16
	8 (RB_Pos:7)	21.41	21.44	21.11	20.30	20.20	20.37
	15 (RB_Pos:0)	21.32	21.61	21.20	20.31	20.44	20.32
Bandwidth (MHz)	RB Set	Power (dBm)					
		QPSK			16QAM		
	Channel	18625	18900	19175	18625	18900	19175
5MHz	1 (RB_Pos:0)	21.20	21.24	21.20	21.11	21.18	21.33
	1 (RB_Pos:12)	21.08	21.04	21.12	21.82	21.43	21.63
	1 (RB_Pos:24)	21.09	21.35	21.21	20.99	21.04	21.32
	12 (RB_Pos:0)	21.34	21.35	21.41	20.34	20.24	20.29
	12 (RB_Pos:6)	21.32	21.41	21.27	20.27	20.20	20.28
	12 (RB_Pos:13)	21.09	21.37	21.30	20.18	20.28	20.35
	25 (RB_Pos:0)	21.10	21.34	21.30	20.22	20.26	20.33

Bandwidth (MHz)	RB Set	Power (dBm)					
		QPSK			16QAM		
	Channel	18650	18900	19150	18650	18900	19150
10MHz	1 (RB_Pos:0)	21.38	21.34	21.25	21.11	21.42	21.08
	1 (RB_Pos:24)	21.32	21.28	21.51	21.59	21.60	21.58
	1 (RB_Pos:49)	21.41	21.40	21.61	21.64	21.35	21.55
	25 (RB_Pos:0)	21.25	21.44	21.36	20.31	20.34	20.32
	25 (RB_Pos:12)	21.35	21.35	21.42	20.32	20.25	20.24
	25 (RB_Pos:25)	21.31	21.42	21.25	20.27	20.20	20.39
	50 (RB_Pos:0)	21.36	21.33	21.35	20.26	20.27	20.26
Bandwidth (MHz)	RB Set	Power (dBm)					
		QPSK			16QAM		
	Channel	18675	18900	19125	18675	18900	19125
15MHz	1 (RB_Pos:0)	21.37	21.31	21.45	21.95	21.76	21.57
	1 (RB_Pos:37)	21.39	21.48	21.57	21.23	21.59	21.57
	1 (RB_Pos:74)	21.52	21.34	21.63	21.21	21.35	21.47
	37 (RB_Pos:0)	21.31	21.25	21.09	20.39	20.37	20.19
	37 (RB_Pos:18)	21.40	21.71	21.26	20.36	20.39	20.31
	37 (RB_Pos:38)	21.48	21.43	21.21	20.24	20.19	20.40
	75 (RB_Pos:0)	21.37	21.74	21.17	20.34	20.29	20.36
Bandwidth (MHz)	RB Set	Power (dBm)					
		QPSK			16QAM		
	Channel	18700	18900	19100	18700	18900	19100
20MHz	1 (RB_Pos:0)	21.83	21.96	21.70	21.47	21.54	21.44
	1 (RB_Pos:49)	21.55	21.73	21.63	21.88	21.60	21.71
	1 (RB_Pos:99)	21.40	21.80	21.35	21.61	21.33	21.61
	50 (RB_Pos:0)	21.23	21.60	21.55	20.43	20.40	20.19
	50 (RB_Pos:25)	21.67	21.57	21.94	20.25	20.21	20.28
	50 (RB_Pos:50)	21.63	21.71	21.84	20.27	20.17	20.27
	100 (RB_Pos:0)	21.82	21.73	21.61	20.30	20.31	20.29

FDD LTE Band 4							
Bandwidth (MHz)	RB Set	Power (dBm)					
		QPSK			16QAM		
	Channel	19957	20175	20393	19957	20175	20393
1.4MHz	1 (RB_Pos:0)	21.63	21.61	21.77	21.53	21.22	21.60
	1 (RB_Pos:3)	21.74	21.27	21.54	21.72	21.46	22.14
	1 (RB_Pos:5)	21.75	21.66	21.99	21.23	21.44	21.78
	3 (RB_Pos:0)	21.42	21.63	21.69	21.54	21.71	21.73
	3 (RB_Pos:2)	21.62	21.83	21.84	21.72	21.46	21.77
	3 (RB_Pos:3)	21.90	21.45	21.77	21.55	21.27	21.71
	6 (RB_Pos:0)	21.51	21.47	21.76	20.58	20.33	20.72
Bandwidth (MHz)	RB Set	Power (dBm)					
		QPSK			16QAM		
	Channel	19965	20175	20385	19965	20175	20385
3.0MHz	1 (RB_Pos:0)	20.72	21.03	21.94	21.56	21.53	21.82
	1 (RB_Pos:7)	20.91	21.10	21.73	21.88	21.34	21.91
	1 (RB_Pos:14)	20.87	21.29	21.44	21.84	21.64	21.93
	8 (RB_Pos:0)	20.81	20.74	21.68	20.56	20.52	20.94
	8 (RB_Pos:4)	21.14	21.32	21.51	20.39	20.17	20.67
	8 (RB_Pos:7)	21.26	21.97	21.60	20.61	20.16	20.77
	15 (RB_Pos:0)	21.40	21.36	21.15	20.53	20.36	20.80
Bandwidth (MHz)	RB Set	Power (dBm)					
		QPSK			16QAM		
	Channel	19975	20175	20375	19975	20175	20375
5MHz	1 (RB_Pos:0)	21.91	21.99	21.64	21.48	21.23	21.68
	1 (RB_Pos:12)	21.61	21.73	21.81	21.91	21.43	21.39
	1 (RB_Pos:24)	21.65	21.82	21.42	21.14	21.25	21.36
	12 (RB_Pos:0)	21.89	21.59	21.68	20.58	20.30	20.74
	12 (RB_Pos:6)	21.39	21.67	21.60	20.47	20.35	20.81
	12 (RB_Pos:13)	21.75	21.93	21.64	20.48	20.37	20.78
	25 (RB_Pos:0)	21.45	21.71	21.46	20.48	20.48	20.69



Bandwidth (MHz)	RB Set	Power (dBm)					
		QPSK			16QAM		
	Channel	20000	20175	20350	20000	20175	20350
10MHz	1 (RB_Pos:0)	21.60	21.98	21.92	21.68	21.48	21.78
	1 (RB_Pos:24)	21.81	21.83	21.81	21.82	21.68	21.61
	1 (RB_Pos:49)	21.78	21.99	21.63	21.76	21.47	21.43
	25 (RB_Pos:0)	21.80	21.64	21.74	20.58	20.36	20.80
	25 (RB_Pos:12)	21.56	22.33	22.38	20.47	20.29	20.84
	25 (RB_Pos:25)	21.95	22.01	21.96	20.52	20.37	20.88
	50 (RB_Pos:0)	21.91	21.84	22.20	20.57	20.37	20.85
Bandwidth (MHz)	RB Set	Power (dBm)					
		QPSK			16QAM		
	Channel	20025	20175	20325	20025	20175	20325
15MHz	1 (RB_Pos:0)	21.77	20.92	21.23	21.96	21.88	21.90
	1 (RB_Pos:37)	21.96	21.29	21.43	21.96	21.62	21.90
	1 (RB_Pos:74)	21.84	21.78	21.72	21.40	21.55	21.53
	37 (RB_Pos:0)	21.76	21.68	21.77	20.63	20.51	20.77
	37 (RB_Pos:18)	21.25	21.69	22.16	20.61	20.45	20.80
	37 (RB_Pos:38)	21.41	21.34	22.25	20.47	20.39	20.89
	75 (RB_Pos:0)	21.21	21.28	22.41	20.59	20.50	20.85
Bandwidth (MHz)	RB Set	Power (dBm)					
		QPSK			16QAM		
	Channel	20050	20175	20300	20050	20175	20300
20MHz	1 (RB_Pos:0)	22.08	22.41	22.58	21.98	21.72	21.90
	1 (RB_Pos:49)	22.24	22.25	22.43	21.97	21.63	21.98
	1 (RB_Pos:99)	22.18	22.32	22.52	21.50	21.81	21.98
	50 (RB_Pos:0)	22.11	22.38	22.42	20.73	20.52	20.65
	50 (RB_Pos:25)	22.40	22.42	22.01	20.56	20.40	20.73
	50 (RB_Pos:50)	22.44	22.22	21.77	20.43	20.38	20.81
	100 (RB_Pos:0)	22.24	22.23	22.18	20.61	20.48	20.74

FDD LTE Band 7							
Bandwidth (MHz)	RB Set	Power (dBm)					
		QPSK			16QAM		
	Channel	20775	21100	21425	20775	21100	21425
5MHz	1 (RB_Pos:0)	22.39	21.74	22.43	20.80	21.51	21.24
	1 (RB_Pos:12)	21.62	21.78	21.78	21.20	21.78	21.53
	1 (RB_Pos:24)	21.83	22.18	20.90	20.85	21.05	20.96
	12 (RB_Pos:0)	21.87	22.08	20.91	19.82	20.46	20.33
	12 (RB_Pos:6)	22.20	22.44	20.75	19.87	20.41	20.34
	12 (RB_Pos:13)	22.28	22.27	20.69	19.79	20.49	20.18
	25 (RB_Pos:0)	22.35	22.55	20.98	19.75	20.44	20.18
Bandwidth (MHz)	RB Set	Power (dBm)					
		QPSK			16QAM		
	Channel	20800	21100	21400	20800	21100	21400
10MHz	1 (RB_Pos:0)	20.93	21.11	21.12	20.74	21.47	21.21
	1 (RB_Pos:24)	20.95	21.71	21.04	21.20	21.70	21.22
	1 (RB_Pos:49)	21.80	21.82	21.92	21.20	21.68	21.28
	25 (RB_Pos:0)	21.17	21.83	21.97	19.90	20.58	20.23
	25 (RB_Pos:12)	21.11	21.53	21.60	19.90	20.47	20.33
	25 (RB_Pos:25)	20.66	21.46	21.03	20.04	20.47	20.24
	50 (RB_Pos:0)	21.17	21.27	21.66	19.97	20.56	20.27
Bandwidth (MHz)	RB Set	Power (dBm)					
		QPSK			16QAM		
	Channel	20825	21100	21375	20825	21100	21375
15MHz	1 (RB_Pos:0)	21.75	21.83	22.02	21.01	21.90	21.53
	1 (RB_Pos:37)	21.37	21.32	22.26	21.25	21.61	21.50
	1 (RB_Pos:74)	20.99	21.92	22.16	21.58	21.58	21.56
	37 (RB_Pos:0)	21.36	21.13	21.05	19.97	20.57	20.43
	37 (RB_Pos:18)	21.82	21.87	21.99	20.05	20.54	20.26
	37 (RB_Pos:38)	21.63	21.60	21.57	20.15	20.42	20.19
	75 (RB_Pos:0)	21.83	21.77	21.93	20.11	20.54	20.44

Bandwidth (MHz)	RB Set	Power (dBm)					
		QPSK			16QAM		
	Channel	20850	21100	21350	20850	21100	21350
20MHz	1 (RB_Pos:0)	21.78	21.77	21.01	21.22	21.79	21.98
	1 (RB_Pos:49)	21.66	21.58	21.09	21.55	21.56	21.49
	1 (RB_Pos:99)	22.00	21.62	21.13	21.61	21.65	21.49
	50 (RB_Pos:0)	21.63	21.71	21.02	20.05	20.67	20.57
	50 (RB_Pos:25)	21.81	21.98	21.64	20.15	20.57	20.38
	50 (RB_Pos:50)	21.26	21.07	21.42	20.29	20.43	20.28
	100 (RB_Pos:0)	21.78	21.50	21.17	20.16	20.53	20.44

FDD LTE Band 12							
Bandwidth (MHz)	RB Set	Power (dBm)					
		QPSK			16QAM		
	Channel	23017	23095	23173	23017	23095	23173
1.4MHz	1 (RB_Pos:0)	20.90	21.13	22.00	21.09	21.41	20.60
	1 (RB_Pos:3)	21.25	21.58	21.99	21.43	21.32	21.03
	1 (RB_Pos:5)	20.93	21.54	22.04	21.06	21.32	20.58
	3 (RB_Pos:0)	20.79	21.14	22.16	21.67	21.75	20.72
	3 (RB_Pos:2)	21.53	21.98	22.11	21.36	21.42	20.75
	3 (RB_Pos:3)	20.91	22.10	22.33	21.36	21.38	20.85
	6 (RB_Pos:0)	21.63	22.42	22.05	20.40	20.43	19.77
Bandwidth (MHz)	RB Set	Power (dBm)					
		QPSK			16QAM		
	Channel	23025	23095	23165	23025	23095	23165
3.0MHz	1 (RB_Pos:0)	22.07	22.36	21.86	21.61	21.73	20.90
	1 (RB_Pos:7)	22.15	21.38	21.91	21.44	21.37	20.84
	1 (RB_Pos:14)	22.22	21.56	21.67	21.64	21.54	20.72
	8 (RB_Pos:0)	22.34	21.59	21.76	20.48	20.48	19.70
	8 (RB_Pos:4)	22.32	21.40	21.61	20.43	20.38	19.79
	8 (RB_Pos:7)	22.41	21.30	21.72	20.40	20.35	19.74
	15 (RB_Pos:0)	22.29	21.39	22.00	20.43	20.39	19.75
Bandwidth (MHz)	RB Set	Power (dBm)					
		QPSK			16QAM		
	Channel	23035	23095	23155	23035	23095	23155
5MHz	1 (RB_Pos:0)	21.82	21.91	22.23	21.27	21.60	20.84
	1 (RB_Pos:12)	21.98	21.97	22.01	21.70	21.79	21.12
	1 (RB_Pos:24)	21.73	21.33	20.96	21.35	20.98	20.65
	12 (RB_Pos:0)	21.69	21.97	21.28	20.50	20.54	19.84
	12 (RB_Pos:6)	21.81	21.59	22.20	20.36	20.32	19.69
	12 (RB_Pos:13)	21.90	22.40	21.67	20.48	20.25	19.76
	25 (RB_Pos:0)	21.77	21.88	21.83	20.44	20.40	19.74

Bandwidth (MHz)	RB Set	Power (dBm)					
		QPSK			16QAM		
	Channel	23060	23095	23130	23060	23095	23130
10MHz	1 (RB_Pos:0)	21.97	22.47	22.09	21.34	21.57	21.49
	1 (RB_Pos:24)	21.83	21.91	21.34	21.80	21.29	21.30
	1 (RB_Pos:49)	21.86	21.98	21.58	21.74	21.19	21.15
	25 (RB_Pos:0)	21.92	22.25	21.51	20.53	20.56	20.28
	25 (RB_Pos:12)	21.89	21.89	21.58	20.48	20.38	20.00
	25 (RB_Pos:25)	21.81	22.11	21.28	20.42	20.28	19.83
	50 (RB_Pos:0)	21.85	21.98	21.06	20.54	20.46	20.18

FDD LTE Band 17							
Bandwidth (MHz)	RB Set	Power (dBm)					
		QPSK			16QAM		
	Channel	23755	23790	23825	23755	23790	23825
5MHz	1 (RB_Pos:0)	21.43	21.27	21.47	21.61	21.31	20.69
	1 (RB_Pos:12)	21.23	21.67	21.89	21.58	21.68	21.09
	1 (RB_Pos:24)	21.89	21.96	21.71	20.98	20.62	20.64
	12 (RB_Pos:0)	21.83	21.50	21.16	20.63	20.42	19.94
	12 (RB_Pos:6)	21.86	21.02	21.32	20.50	20.36	19.84
	12 (RB_Pos:13)	21.84	21.02	21.71	20.47	20.18	19.84
	25 (RB_Pos:0)	21.64	21.68	21.72	20.44	20.30	19.88
Bandwidth (MHz)	RB Set	Power (dBm)					
		QPSK			16QAM		
	Channel	23780	23790	23800	23780	23790	23800
10MHz	1 (RB_Pos:0)	21.98	21.73	21.60	21.61	21.61	21.68
	1 (RB_Pos:24)	21.96	21.58	21.49	21.41	21.37	21.02
	1 (RB_Pos:49)	21.93	21.43	21.69	21.07	21.15	21.14
	25 (RB_Pos:0)	21.56	21.57	21.68	20.59	20.56	20.36
	25 (RB_Pos:12)	21.63	21.63	21.76	20.50	20.26	20.13
	25 (RB_Pos:25)	21.73	21.84	21.82	20.21	20.07	20.10
	50 (RB_Pos:0)	21.69	21.55	21.63	20.41	20.37	20.20

## ERP/EIRP

LTE Band 2 ( $G_T - L_C = 0.50$ dB)							
Bandwidth	Modulation	UL Channel	Frequency (MHz)	Conducted Power (dBm)	EIRP (dBm)	Limit (dBm)	Margin (dB)
1.4M	QPSK	18607	18050.7	21.22	21.72	33.00	-11.28
		18900	1880.0	21.31	21.81	33.00	-11.19
		19193	1909.3	21.33	21.83	33.00	-11.17
1.4M	16QAM	18607	18050.7	21.65	22.15	33.00	-10.85
		18900	1880.0	21.72	22.22	33.00	-10.78
		19193	1909.3	21.76	22.26	33.00	-10.74
3M	QPSK	18615	1851.5	21.45	21.95	33.00	-11.05
		18900	1880.0	21.61	22.11	33.00	-10.89
		19185	1908.5	21.55	22.05	33.00	-10.95
3M	16QAM	18615	1851.5	21.59	22.09	33.00	-10.91
		18900	1880.0	21.79	22.29	33.00	-10.71
		19185	1908.5	21.88	22.38	33.00	-10.62
5M	QPSK	18625	1852.5	21.34	21.84	33.00	-11.16
		18900	1880.0	21.41	21.91	33.00	-11.09
		19175	1907.5	21.41	21.91	33.00	-11.09
5M	16QAM	18625	1852.5	21.82	22.32	33.00	-10.68
		18900	1880.0	21.43	21.93	33.00	-11.07
		19175	1907.5	21.63	22.13	33.00	-10.87
10M	QPSK	18650	1855.0	21.41	21.91	33.00	-11.09
		18900	1880.0	21.44	21.94	33.00	-11.06
		19150	1905.0	21.61	22.11	33.00	-10.89
10M	16QAM	18650	1855.0	21.64	22.14	33.00	-10.86
		18900	1880.0	21.60	22.10	33.00	-10.90
		19150	1905.0	21.58	22.08	33.00	-10.92
15M	QPSK	18675	1857.5	21.52	22.02	33.00	-10.98
		18900	1880.0	21.74	22.24	33.00	-10.76
		19125	1902.5	21.63	22.13	33.00	-10.87
15M	16QAM	18675	1857.5	21.95	22.45	33.00	-10.55
		18900	1880.0	21.76	22.26	33.00	-10.74
		19125	1902.5	21.57	22.07	33.00	-10.93
20M	QPSK	18700	1860.0	21.83	22.33	33.00	-10.67
		18900	1880.0	21.96	22.46	33.00	-10.54
		19100	1900.0	21.94	22.44	33.00	-10.56
20M	16QAM	18700	1860.0	21.88	22.38	33.00	-10.62
		18900	1880.0	21.60	22.10	33.00	-10.90
		19100	1900.0	21.71	22.21	33.00	-10.79

## ERP/EIRP

LTE Band 4 ( $G_T - L_C = 0.51$ dB)							
Bandwidth	Modulation	UL Channel	Frequency (MHz)	Conducted Power (dBm)	EIRP (dBm)	Limit (dBm)	Margin (dB)
1.4M	QPSK	19957	1710.7	21.90	22.41	30.00	-7.59
		20175	1732.5	21.83	22.34	30.00	-7.66
		20393	1754.3	21.99	22.50	30.00	-7.50
1.4M	16QAM	19957	1710.7	21.72	22.23	30.00	-7.77
		20175	1732.5	21.71	22.22	30.00	-7.78
		20393	1754.3	22.14	22.65	30.00	-7.35
3M	QPSK	19965	1711.5	21.40	21.91	30.00	-8.09
		20175	1732.5	21.97	22.48	30.00	-7.52
		20385	1753.5	21.94	22.45	30.00	-7.55
3M	16QAM	19965	1711.5	21.88	22.39	30.00	-7.61
		20175	1732.5	21.64	22.15	30.00	-7.85
		20385	1753.5	21.93	22.44	30.00	-7.56
5M	QPSK	19975	1712.5	21.91	22.42	30.00	-7.58
		20175	1732.5	21.99	22.50	30.00	-7.50
		20375	1752.5	21.64	22.15	30.00	-7.85
5M	16QAM	19975	1712.5	21.91	22.42	30.00	-7.58
		20175	1732.5	21.43	21.94	30.00	-8.06
		20375	1752.5	21.68	22.19	30.00	-7.81
10M	QPSK	20000	1715.0	21.95	22.46	30.00	-7.54
		20175	1732.5	22.33	22.84	30.00	-7.16
		20350	1750.0	22.38	22.89	30.00	-7.11
10M	16QAM	20000	1715.0	21.82	22.33	30.00	-7.67
		20175	1732.5	21.68	22.19	30.00	-7.81
		20350	1750.0	21.78	22.29	30.00	-7.71
15M	QPSK	20025	1717.5	21.96	22.47	30.00	-7.53
		20175	1732.5	21.78	22.29	30.00	-7.71
		20325	1747.5	22.41	22.92	30.00	-7.08
15M	16QAM	20025	1717.5	21.96	22.47	30.00	-7.53
		20175	1732.5	21.88	22.39	30.00	-7.61
		20325	1747.5	21.90	22.41	30.00	-7.59
20M	QPSK	20050	1720.0	22.44	22.95	30.00	-7.05
		20175	1732.5	22.42	22.93	30.00	-7.07
		20300	1745.0	22.58	23.09	30.00	-6.91
20M	16QAM	20050	1720.0	21.98	22.49	30.00	-7.51
		20175	1732.5	21.81	22.32	30.00	-7.68
		20300	1745.0	21.98	22.49	30.00	-7.51



## ERP/EIRP

LTE Band 7 ( $G_T - L_C = -0.78$ dB)							
Bandwidth	Modulation	UL Channel	Frequency (MHz)	Conducted Power (dBm)	EIRP (dBm)	Limit (dBm)	Margin (dB)
5M	QPSK	20775	2502.5	22.39	21.61	33.00	-11.39
		21100	2535.0	22.55	21.77	33.00	-11.23
		21425	2567.5	22.43	21.65	33.00	-11.35
5M	16QAM	20775	2502.5	21.20	20.42	33.00	-12.58
		21100	2535.0	21.78	21.00	33.00	-12.00
		21425	2567.5	21.53	20.75	33.00	-12.25
10M	QPSK	20800	2505.0	21.80	21.02	33.00	-11.98
		21100	2535.0	21.83	21.05	33.00	-11.95
		21400	2565.0	21.97	21.19	33.00	-11.81
10M	16QAM	20800	2505.0	21.20	20.42	33.00	-12.58
		21100	2535.0	21.70	20.92	33.00	-12.08
		21400	2565.0	21.28	20.50	33.00	-12.50
15M	QPSK	20825	2507.5	21.83	21.05	33.00	-11.95
		21100	2535.0	21.92	21.14	33.00	-11.86
		21375	2562.5	22.26	21.48	33.00	-11.52
15M	16QAM	20825	2507.5	21.58	20.80	33.00	-12.20
		21100	2535.0	21.90	21.12	33.00	-11.88
		21375	2562.5	21.56	20.78	33.00	-12.22
20M	QPSK	20850	2510.0	22.00	21.22	33.00	-11.78
		21100	2535.0	21.98	21.20	33.00	-11.80
		21350	2560.0	21.64	20.86	33.00	-12.14
20M	16QAM	20850	2510.0	21.61	20.83	33.00	-12.17
		21100	2535.0	21.79	21.01	33.00	-11.99
		21350	2560.0	21.98	21.20	33.00	-11.80

## ERP/EIRP

LTE Band 12 ( $G_T - L_C = -0.47$ dB)							
Bandwidth	Modulation	UL Channel	Frequency (MHz)	Conducted Power (dBm)	ERP (dBm)	Limit (dBm)	Margin (dB)
1.4M	QPSK	23017	699.7	21.63	21.16	34.77	-13.61
		23095	707.5	22.42	21.95	34.77	-12.82
		23173	715.3	22.33	21.86	34.77	-12.91
1.4M	16QAM	23017	699.7	21.67	21.20	34.77	-13.57
		23095	707.5	21.75	21.28	34.77	-13.49
		23173	715.3	21.03	20.56	34.77	-14.21
3M	QPSK	23025	700.5	22.41	21.94	34.77	-12.83
		23095	707.5	22.36	21.89	34.77	-12.88
		23165	714.5	22.00	21.53	34.77	-13.24
3M	16QAM	23025	700.5	21.64	21.17	34.77	-13.60
		23095	707.5	21.73	21.26	34.77	-13.51
		23165	714.5	20.90	20.43	34.77	-14.34
5M	QPSK	23035	701.5	21.98	21.51	34.77	-13.26
		23095	707.5	22.40	21.93	34.77	-12.84
		23155	713.5	22.23	21.76	34.77	-13.01
5M	16QAM	23035	701.5	21.70	21.23	34.77	-13.54
		23095	707.5	21.79	21.32	34.77	-13.45
		23155	713.5	21.12	20.65	34.77	-14.12
10M	QPSK	23060	704	21.97	21.50	34.77	-13.27
		23095	707.5	22.47	22.00	34.77	-12.77
		23130	711	22.09	21.62	34.77	-13.15
10M	16QAM	23060	704	21.80	21.33	34.77	-13.44
		23095	707.5	21.57	21.10	34.77	-13.67
		23130	711	21.49	21.02	34.77	-13.75

## ERP/EIRP

LTE Band 17 ( $G_T - L_C = -0.92$ dB)							
Bandwidth	Modulation	UL Channel	Frequency (MHz)	Conducted Power (dBm)	ERP (dBm)	Limit (dBm)	Margin (dB)
5M	QPSK	23755	706.5	21.89	20.97	34.77	-13.80
		23790	710	21.96	21.04	34.77	-13.73
		23825	713.5	21.89	20.97	34.77	-13.80
5M	16QAM	23755	706.5	21.61	20.69	34.77	-14.08
		23790	710	21.68	20.76	34.77	-14.01
		23825	713.5	21.09	20.17	34.77	-14.60
10M	QPSK	23780	709	21.98	21.06	34.77	-13.71
		23790	710	21.84	20.92	34.77	-13.85
		23800	711	21.82	20.90	34.77	-13.87
10M	16QAM	23780	709	21.61	20.69	34.77	-14.08
		23790	710	21.61	20.69	34.77	-14.08
		23800	711	21.68	20.76	34.77	-14.01

## **7.7. Radiated Spurious Emissions Measurements**

### **7.7.1. Test Limit**

Out of band emissions: The power of any emission outside of the authorized operating frequency ranges must be attenuated below the transmitting power (P) by a factor of at least  $43 + 10 \log(P)$  dB.

Additional requirement for LTE Band 7:

The power of any emission outside of the authorized operating frequency ranges must be attenuated below the transmitting power (P) by a factor of at least  $55 + 10 \log(P)$  dB.

### **7.7.2. Test Procedure Used**

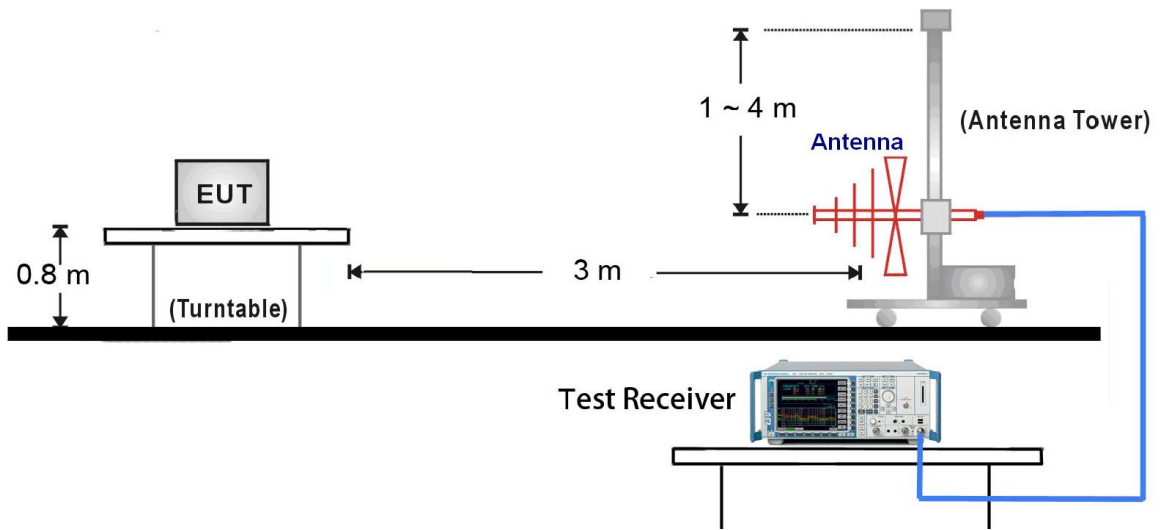
KDB 971168 D01 v02r02 - Section 5.8 & ANSI/TIA-603-E-2016 - Section 2.2.12

### **7.7.3. Test Setting**

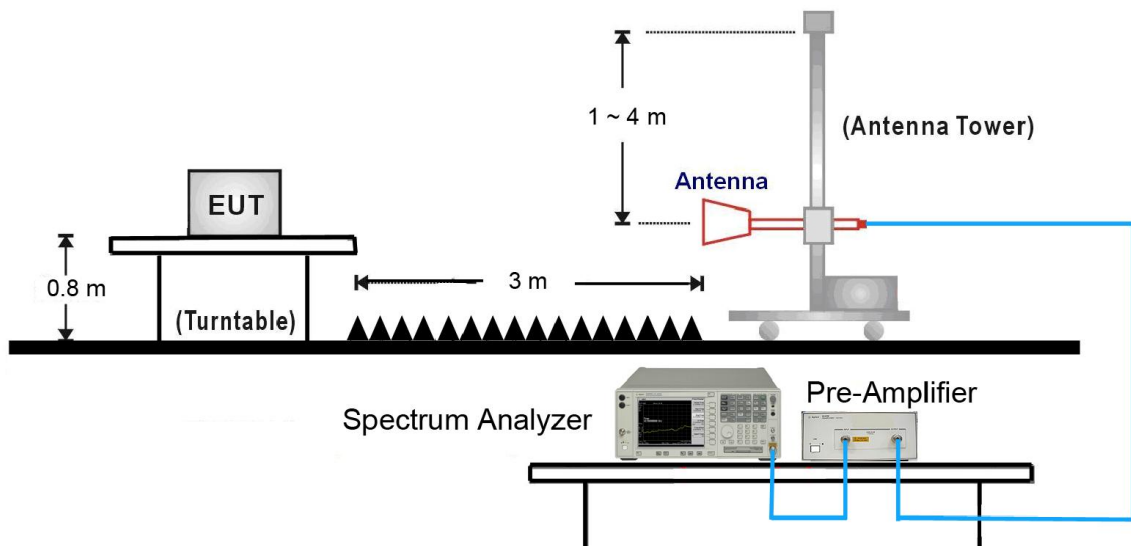
1. RBW = 100kHz for emissions below
2. VBW  $\geq 3 \times$  RBW
3. Span = 1.5 times the OBW
4. No. of sweep points  $> 2 \times$  span / RB
5. Detector = RMS
6. Trace mode = Average (Max Hold for pulsed emissions)
7. The trace was allowed to stabilize

### 7.7.4. Test Setup

#### 30MHz ~ 1GHz Test Setup:



#### 1GHz ~ 25GHz Test Setup:



**7.7.5. Test Result**

Product	Mobile Data Terminal	Temperature	25°C
Test Engineer	Polly Zong	Relative Humidity	52%
Test Site	TR3	Test Date	2017/11/04

LTE Band 2							
Frequency (MHz)	Ant. Pol. (H/V)	SG Reading (dBm)	Cable Loss (dB)	Substitute Antenna Gain (dBd)	EIRP (dBm)	Limit (dBm)	Margin (dB)
Low CH 18700 (1860.0MHz) BW=20MHz							
5573.00	V	-60.74	1.26	13.15	-48.85	-13.00	-48.85
8165.50	V	-57.37	1.49	11.72	-47.14	-13.00	-34.14
5581.50	H	-63.23	1.25	13.15	-51.33	-13.00	-38.33
8701.00	H	-57.71	1.45	11.65	-47.51	-13.00	-34.51
Mid. CH 18900 (1880.0MHz) BW=20MHz							
3762.50	V	-65.85	0.99	12.73	-54.11	-13.00	-41.11
5641.00	V	-63.96	1.27	13.14	-52.09	-13.00	-39.09
5641.00	H	-62.89	1.27	13.14	-51.02	-13.00	-38.02
8131.50	H	-58.72	1.40	11.63	-48.49	-13.00	-35.49
High CH 19100 (1900.0MHz) BW=20MHz							
3796.50	V	-63.25	1.29	12.75	-51.79	-13.00	-38.79
5700.50	V	-60.56	1.46	13.12	-48.90	-13.00	-35.90
3796.50	H	-66.72	1.00	12.75	-54.97	-13.00	-41.97
5700.50	H	-59.73	1.29	13.12	-47.90	-13.00	-34.90

**Notes:**

1. Spurious emissions within 30-1000MHz were found more than 20dB below limit line.
2. ERP (dBm) = SG Reading (dBm) - Cable Loss (dB) + Substitute Antenna Gain (dBd).
3. All bandwidth and modulation of operation were investigated. The test results shown represent the worst case emissions.

LTE Band 4							
Frequency (MHz)	Ant. Pol. (H/V)	SG Reading (dBm)	Cable Loss (dB)	Substitute Antenna Gain (dBd)	ERP (dBm)	Limit (dBm)	Margin (dB)
Low CH 20050 (1720.0MHz) BW=20MHz							
5156.50	V	-62.07	1.22	12.81	-50.47	-13.00	-37.47
7400.50	V	-57.05	1.45	11.02	-47.48	-13.00	-34.48
5156.50	H	-63.29	1.22	12.81	-51.70	-13.00	-38.70
7069.00	H	-58.87	1.42	11.37	-48.92	-13.00	-35.92
Mid. CH 20175 (1732.5MHz) BW=20MHz							
3465.00	V	-67.13	1.20	12.73	-55.60	-13.00	-42.60
5199.00	V	-56.90	1.42	12.86	-45.46	-13.00	-32.46
3465.00	H	-65.22	1.20	12.73	-53.70	-13.00	-40.70
5199.00	H	-58.48	1.43	12.86	-47.05	-13.00	-34.05
High CH 20300 (1745.0MHz) BW=20MHz							
3490.50	V	-67.63	1.19	12.64	-56.18	-13.00	-43.18
5233.00	V	-56.76	1.45	12.91	-45.30	-13.00	-32.30
3490.50	H	-65.78	1.19	12.64	-54.33	-13.00	-41.33
5233.00	H	-62.09	1.40	12.91	-50.58	-13.00	-37.58

## Notes:

1. Spurious emissions within 30-1000MHz were found more than 20dB below limit line.
2.  $ERP \text{ (dBm)} = SG \text{ Reading (dBm)} - Cable \text{ Loss (dB)} + Substitute \text{ Antenna Gain (dBd)}$ .
3. All bandwidth and modulation of operation were investigated. The test results shown represent the worst case emissions.

LTE Band 7							
Frequency (MHz)	Ant. Pol. (H/V)	SG Reading (dBm)	Cable Loss (dB)	Substitute Antenna Gain (dBd)	ERP (dBm)	Limit (dBm)	Margin (dB)
Low CH 20850 (2510.0MHz) BW=20MHz							
5003.50	V	-60.53	1.19	12.66	-49.06	-25.00	-24.06
7494.00	V	-56.56	1.47	11.22	-46.81	-25.00	-21.81
5003.50	H	-60.81	1.47	12.66	-49.62	-25.00	-24.62
7460.00	H	-57.86	1.79	11.15	-48.50	-25.00	-23.50
Mid. CH 21100 (2535.0MHz) BW=20MHz							
3890.00	V	-66.42	1.42	12.68	-55.16	-25.00	-30.16
5071.50	V	-60.08	1.79	12.73	-49.14	-25.00	-24.14
3856.00	H	-68.40	1.21	12.71	-56.90	-25.00	-31.90
5071.50	H	-61.79	1.79	12.73	-50.85	-25.00	-25.85
High CH 21350 (2560.0MHz) BW=20MHz							
3890.00	V	-67.46	1.20	12.68	-55.98	-25.00	-30.98
5139.50	V	-62.19	1.67	12.80	-51.06	-25.00	-26.06
3796.50	H	-67.08	1.20	12.75	-55.53	-25.00	-30.53
5139.50	H	-61.30	1.74	12.80	-50.24	-25.00	-25.24

## Notes:

1. Spurious emissions within 30-1000MHz were found more than 20dB below limit line.
2.  $ERP \text{ (dBm)} = SG \text{ Reading (dBm)} - Cable \text{ Loss (dB)} + Substitute \text{ Antenna Gain (dBd)}$
3. All bandwidth and modulation of operation were investigated. The test results shown represent the worst case emissions.



LTE Band 12							
Frequency (MHz)	Ant. Pol. (H/V)	SG Reading (dBm)	Cable Loss (dB)	Substitute Antenna Gain (dBd)	ERP (dBm)	Limit (dBm)	Margin (dB)
Low CH 23060 (704.0MHz) BW=10MHz							
1399.50	V	-63.90	0.64	8.01	-56.52	-13.00	-43.52
2105.00	V	-51.76	0.77	9.52	-43.00	-13.00	-30.00
1408.00	H	-60.17	0.64	8.07	-52.73	-13.00	-39.73
2105.00	H	-50.38	0.89	9.52	-41.75	-13.00	-28.75
Mid. CH 23095 (707.5MHz) BW=10MHz							
1416.50	V	-59.63	0.63	8.14	-52.12	-13.00	-39.12
2122.00	V	-51.61	0.77	9.47	-42.90	-13.00	-29.90
1416.50	H	-54.31	0.64	8.14	-46.80	-13.00	-33.80
2122.00	H	-50.90	0.69	9.47	-42.11	-13.00	-29.11
High CH 23130 (711MHz) BW=10MHz							
1425.00	V	-59.53	0.63	8.21	-51.95	-13.00	-38.95
2139.00	V	-54.48	0.77	9.42	-45.83	-13.00	-32.83
1425.00	H	-53.55	0.63	8.21	-45.97	-13.00	-32.97
2147.50	H	-55.27	0.77	9.39	-46.65	-13.00	-33.65

## Notes:

1. Spurious emissions within 30-1000MHz were found more than 20dB below limit line.
2.  $ERP \text{ (dBm)} = SG \text{ Reading (dBm)} - Cable \text{ Loss (dB)} + Substitute \text{ Antenna Gain (dBd)}$ .
3. All bandwidth and modulation of operation were investigated. The test results shown represent the worst case emissions.

LTE Band 17							
Frequency (MHz)	Ant. Pol. (H/V)	SG Reading (dBm)	Cable Loss (dB)	Substitute Antenna Gain (dBd)	ERP (dBm)	Limit (dBm)	Margin (dB)
Low CH 23780 (709.0MHz) BW=10MHz							
1416.50	V	-54.49	0.58	8.14	-46.93	-13.00	-33.93
2122.00	V	-50.87	0.73	9.47	-42.13	-13.00	-29.13
1416.50	H	-50.81	0.58	8.14	-43.25	-13.00	-30.25
2122.00	H	-53.23	0.73	9.47	-44.49	-13.00	-31.49
Mid. CH 23790 (710.0MHz) BW=10MHz							
1416.50	V	-56.51	0.58	8.14	-48.95	-13.00	-35.95
2122.00	V	-58.55	0.73	9.47	-49.81	-13.00	-36.81
1416.50	H	-54.87	0.58	8.14	-47.31	-13.00	-34.31
2122.00	H	-57.14	0.73	9.47	-48.40	-13.00	-35.40
High CH 23800 (711.0MHz) BW=10MHz							
1433.50	V	-59.22	0.59	8.28	-51.53	-13.00	-38.53
2147.50	V	-58.44	0.73	9.39	-49.78	-13.00	-36.78
1433.50	H	-57.27	0.59	8.28	-49.58	-13.00	-36.58
2147.50	H	-60.25	0.73	9.39	-51.59	-13.00	-38.59

## Notes:

1. Spurious emissions within 30-1000MHz were found more than 20dB below limit line.
2.  $ERP \text{ (dBm)} = SG \text{ Reading (dBm)} - Cable \text{ Loss (dB)} + Substitute \text{ Antenna Gain (dBd)}$ .
3. All bandwidth and modulation of operation were investigated. The test results shown represent the worst case emissions.

## 7.8. Frequency Stability Under Temperature & Voltage Variations

### 7.8.1. Test Limit

The frequency stability shall be sufficient to ensure that the fundamental emission stays within the authorized frequency block.

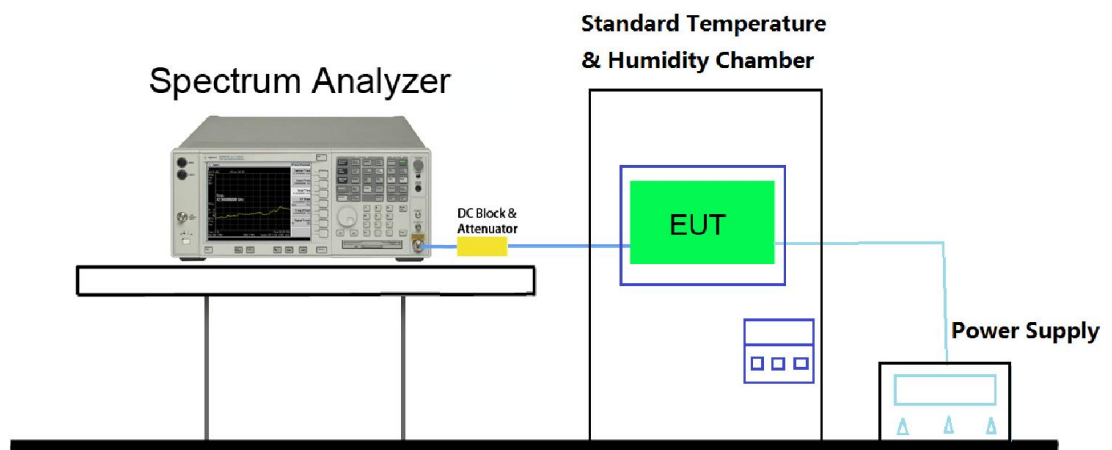
For Part 24, the frequency stability shall be sufficient to ensure that the fundamental emission stays within the authorized frequency block.

For Part 27, the frequency stability shall be sufficient to ensure that the fundamental emissions stay within the authorized bands of operation.

### 7.8.2. Test Procedure

KDB 971168 D01v03 - Section 9.0 & ANSI/TIA-603-E-2016

### 7.8.3. Test Setup



**7.8.4. Test Result**

Product	Mobile Data Terminal	Temperature	25°C
Test Engineer	Polly Zong	Relative Humidity	52%
Test Site	TR3	Test Date	2017/12/08
Test Mode	LTE Band 2 Mid. CH 18900 (1880.0MHz)		

Voltage (%)	Power (V <sub>DC</sub> )	TEMP (%)	Frequency (Hz)	Freq. Dev. (Hz)	Deviation (%)	Limit (%)	Result
<b>QPSK</b>							
100%	3.8	+20(Ref)	1880,000,000	-10	-0.000001	±0.00025	Pass
100%		-30	1880,000,000	-72	-0.000004	±0.00025	Pass
100%		-20	1880,000,000	88	0.000005	±0.00025	Pass
100%		-10	1880,000,000	-60	-0.000003	±0.00025	Pass
100%		0	1880,000,000	-73	-0.000004	±0.00025	Pass
100%		+10	1880,000,000	45	0.000002	±0.00025	Pass
100%		+20	1880,000,000	-48	-0.000003	±0.00025	Pass
100%		+30	1880,000,000	-56	-0.000003	±0.00025	Pass
100%		+40	1880,000,000	-68	-0.000004	±0.00025	Pass
100%		+50	1880,000,000	-22	-0.000001	±0.00025	Pass
115%	4.37	+20	1880,000,000	-38	-0.000002	±0.00025	Pass
BAT.ENDPOINT	3.23	+20	1880,000,000	-7	0.000000	±0.00025	Pass
<b>16QAM</b>							
100%	3.8	+20(Ref)	1880,000,000	-93	-0.000005	±0.00025	Pass
100%		-30	1880,000,000	-45	-0.000002	±0.00025	Pass
100%		-20	1880,000,000	-45	-0.000002	±0.00025	Pass
100%		-10	1880,000,000	-43	-0.000002	±0.00025	Pass
100%		0	1880,000,000	-58	-0.000003	±0.00025	Pass
100%		+10	1880,000,000	63	0.000003	±0.00025	Pass
100%		+20	1880,000,000	-100	-0.000005	±0.00025	Pass
100%		+30	1880,000,000	9	0.000000	±0.00025	Pass
100%		+40	1880,000,000	94	0.000005	±0.00025	Pass
100%		+50	1880,000,000	65	0.000003	±0.00025	Pass
115%	4.37	+20	1880,000,000	-50	-0.000003	±0.00025	Pass
BAT.ENDPOINT	3.23	+20	1880,000,000	14	0.000001	±0.00025	Pass

Product	Mobile Data Terminal	Temperature	25°C
Test Engineer	Polly Zong	Relative Humidity	52%
Test Site	TR3	Test Date	2017/12/08
Test Mode	LTE Band 4 Mid. CH 20175 (1732.5MHz)		

Voltage (%)	Power (V <sub>DC</sub> )	TEMP (%)	Frequency (Hz)	Freq. Dev. (Hz)	Deviation (%)	Limit (%)	Result
<b>QPSK</b>							
100%	3.8	+20(Ref)	1732,500,000	69	0.000004	±0.00025	Pass
100%		-30	1732,500,000	-75	-0.000004	±0.00025	Pass
100%		-20	1732,500,000	-24	-0.000001	±0.00025	Pass
100%		-10	1732,500,000	69	0.000004	±0.00025	Pass
100%		0	1732,500,000	86	0.000005	±0.00025	Pass
100%		+10	1732,500,000	-8	0.000000	±0.00025	Pass
100%		+20	1732,500,000	-14	-0.000001	±0.00025	Pass
100%		+30	1732,500,000	-98	-0.000006	±0.00025	Pass
100%		+40	1732,500,000	89	0.000005	±0.00025	Pass
100%		+50	1732,500,000	-13	-0.000001	±0.00025	Pass
115%	4.37	+20	1732,500,000	45	0.000003	±0.00025	Pass
BAT.ENDPOINT	3.23	+20	1732,500,000	80	0.000005	±0.00025	Pass
<b>16QAM</b>							
100%	3.8	+20(Ref)	1732,500,000	-91	-0.000005	±0.00025	Pass
100%		-30	1732,500,000	-19	-0.000001	±0.00025	Pass
100%		-20	1732,500,000	-96	-0.000006	±0.00025	Pass
100%		-10	1732,500,000	-100	-0.000006	±0.00025	Pass
100%		0	1732,500,000	10	0.000001	±0.00025	Pass
100%		+10	1732,500,000	-99	-0.000006	±0.00025	Pass
100%		+20	1732,500,000	-6	0.000000	±0.00025	Pass
100%		+30	1732,500,000	-86	-0.000005	±0.00025	Pass
100%		+40	1732,500,000	26	0.000002	±0.00025	Pass
100%		+50	1732,500,000	-65	-0.000004	±0.00025	Pass
115%	4.37	+20	1732,500,000	71	0.000004	±0.00025	Pass
BAT.ENDPOINT	3.23	+20	1732,500,000	19	0.000001	±0.00025	Pass

Product	Mobile Data Terminal	Temperature	25°C
Test Engineer	Polly Zong	Relative Humidity	52%
Test Site	TR3	Test Date	2017/12/08
Test Mode	LTE Band 7 Mid. CH 21100 (2535.0MHz)		

Voltage (%)	Power (V <sub>DC</sub> )	TEMP (%)	Frequency (Hz)	Freq. Dev. (Hz)	Deviation (%)	Limit (%)	Result
<b>QPSK</b>							
100%	3.8	+20(Ref)	2535,000,000	78	0.000003	±0.00025	Pass
100%		-30	2535,000,000	41	0.000002	±0.00025	Pass
100%		-20	2535,000,000	25	0.000001	±0.00025	Pass
100%		-10	2535,000,000	-33	-0.000001	±0.00025	Pass
100%		0	2535,000,000	44	0.000002	±0.00025	Pass
100%		+10	2535,000,000	-87	-0.000003	±0.00025	Pass
100%		+20	2535,000,000	-10	0.000000	±0.00025	Pass
100%		+30	2535,000,000	57	0.000002	±0.00025	Pass
100%		+40	2535,000,000	-87	-0.000003	±0.00025	Pass
100%		+50	2535,000,000	56	0.000002	±0.00025	Pass
115%	4.37	+20	2535,000,000	-58	-0.000002	±0.00025	Pass
BAT.ENDPOINT	3.23	+20	2535,000,000	-88	-0.000003	±0.00025	Pass
<b>16QAM</b>							
100%	3.8	+20(Ref)	2535,000,000	39	0.000002	±0.00025	Pass
100%		-30	2535,000,000	-27	-0.000001	±0.00025	Pass
100%		-20	2535,000,000	-22	-0.000001	±0.00025	Pass
100%		-10	2535,000,000	-38	-0.000001	±0.00025	Pass
100%		0	2535,000,000	13	0.000001	±0.00025	Pass
100%		+10	2535,000,000	-10	0.000000	±0.00025	Pass
100%		+20	2535,000,000	90	0.000004	±0.00025	Pass
100%		+30	2535,000,000	-67	-0.000003	±0.00025	Pass
100%		+40	2535,000,000	69	0.000003	±0.00025	Pass
100%		+50	2535,000,000	-29	-0.000001	±0.00025	Pass
115%	4.37	+20	2535,000,000	40	0.000002	±0.00025	Pass
BAT.ENDPOINT	3.23	+20	2535,000,000	96	0.000004	±0.00025	Pass

Product	Mobile Data Terminal	Temperature	25°C
Test Engineer	Polly Zong	Relative Humidity	52%
Test Site	TR3	Test Date	2017/12/08
Test Mode	LTE Band 12 Mid. CH 23095 (707.5MHz)		

Voltage (%)	Power (V <sub>DC</sub> )	TEMP (%)	Frequency (Hz)	Freq. Dev. (Hz)	Deviation (%)	Limit (%)	Result
<b>QPSK</b>							
100%	3.8	+20(Ref)	707,500,000	88	0.000012	±0.00025	Pass
100%		-30	707,500,000	-32	-0.000005	±0.00025	Pass
100%		-20	707,500,000	57	0.000008	±0.00025	Pass
100%		-10	707,500,000	30	0.000004	±0.00025	Pass
100%		0	707,500,000	-63	-0.000009	±0.00025	Pass
100%		+10	707,500,000	29	0.000004	±0.00025	Pass
100%		+20	707,500,000	46	0.000007	±0.00025	Pass
100%		+30	707,500,000	-41	-0.000006	±0.00025	Pass
100%		+40	707,500,000	67	0.000009	±0.00025	Pass
100%		+50	707,500,000	-41	-0.000006	±0.00025	Pass
115%	4.37	+20	707,500,000	95	0.000013	±0.00025	Pass
BAT.ENDPOINT	3.23	+20	707,500,000	-49	-0.000007	±0.00025	Pass
<b>16QAM</b>							
100%	3.8	+20(Ref)	707,500,000	98	0.000014	±0.00025	Pass
100%		-30	707,500,000	24	0.000003	±0.00025	Pass
100%		-20	707,500,000	-98	-0.000014	±0.00025	Pass
100%		-10	707,500,000	79	0.000011	±0.00025	Pass
100%		0	707,500,000	38	0.000005	±0.00025	Pass
100%		+10	707,500,000	-46	-0.000007	±0.00025	Pass
100%		+20	707,500,000	62	0.000009	±0.00025	Pass
100%		+30	707,500,000	70	0.000010	±0.00025	Pass
100%		+40	707,500,000	31	0.000004	±0.00025	Pass
100%		+50	707,500,000	-59	-0.000008	±0.00025	Pass
115%	4.37	+20	707,500,000	-92	-0.000013	±0.00025	Pass
BAT.ENDPOINT	3.23	+20	707,500,000	18	0.000003	±0.00025	Pass

Product	Mobile Data Terminal	Temperature	25°C
Test Engineer	Polly Zong	Relative Humidity	52%
Test Site	TR3	Test Date	2017/12/08
Test Mode	LTE Band 17 Mid. CH 23790 (710.0MHz)		

Voltage (%)	Power (V <sub>DC</sub> )	TEMP (%)	Frequency (Hz)	Freq. Dev. (Hz)	Deviation (%)	Limit (%)	Result
<b>QPSK</b>							
100%	3.8	+20(Ref)	710,000,000	-50	-0.000007	±0.00025	Pass
100%		-30	710,000,000	34	0.000005	±0.00025	Pass
100%		-20	710,000,000	-29	-0.000004	±0.00025	Pass
100%		-10	710,000,000	-57	-0.000008	±0.00025	Pass
100%		0	710,000,000	19	0.000003	±0.00025	Pass
100%		+10	710,000,000	-56	-0.000008	±0.00025	Pass
100%		+20	710,000,000	-32	-0.000005	±0.00025	Pass
100%		+30	710,000,000	69	0.000010	±0.00025	Pass
100%		+40	710,000,000	-75	-0.000011	±0.00025	Pass
100%		+50	710,000,000	16	0.000002	±0.00025	Pass
115%	4.37	+20	710,000,000	27	0.000004	±0.00025	Pass
BAT.ENDPOINT	3.23	+20	710,000,000	93	0.000013	±0.00025	Pass
<b>16QAM</b>							
100%	3.8	+20(Ref)	710,000,000	59	0.000008	±0.00025	Pass
100%		-30	710,000,000	-15	-0.000002	±0.00025	Pass
100%		-20	710,000,000	49	0.000007	±0.00025	Pass
100%		-10	710,000,000	-27	-0.000004	±0.00025	Pass
100%		0	710,000,000	-29	-0.000004	±0.00025	Pass
100%		+10	710,000,000	-48	-0.000007	±0.00025	Pass
100%		+20	710,000,000	-38	-0.000005	±0.00025	Pass
100%		+30	710,000,000	-67	-0.000009	±0.00025	Pass
100%		+40	710,000,000	68	0.000010	±0.00025	Pass
100%		+50	710,000,000	91	0.000013	±0.00025	Pass
115%	4.37	+20	710,000,000	65	0.000009	±0.00025	Pass
BAT.ENDPOINT	3.23	+20	710,000,000	-61	-0.000009	±0.00025	Pass



## 8. CONCLUSION

The data collected relate only the item(s) tested and show that the **Mobile Data Terminal** compliance with all the requirements of Parts 2, 24, 27 of the FCC Rules.

---

The End