

Annex B System Check Data

System Performance Check Data(750MHz Head)

Type: Phone measurement (Complete)

Area scan resolution: dx=8mm,dy=8mm

Zoom scan resolution: dx=8mm, dy=8mm, dz=5mm

Date of measurement: 2017.12.04

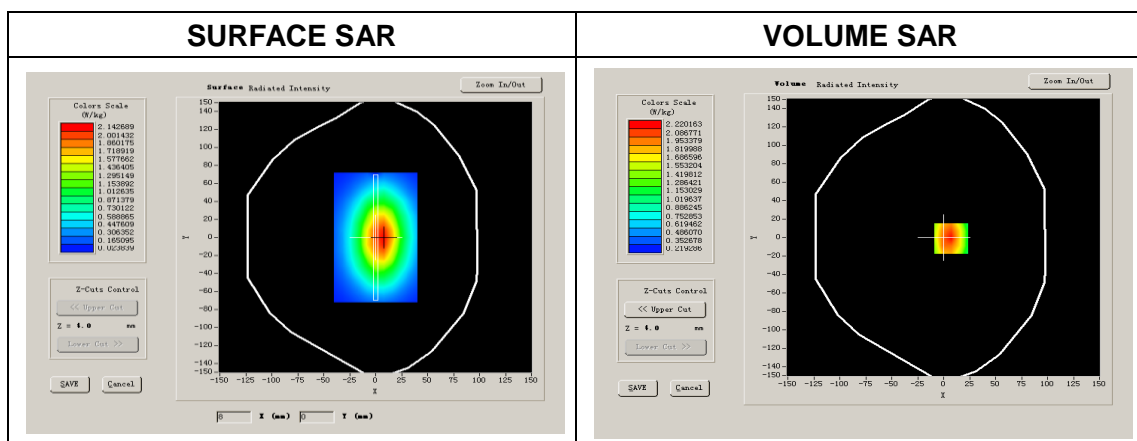
Measurement duration: 13 minutes 28 seconds

A. Experimental conditions.

Phantom File	surf_sam_plan.txt
Phantom	Flat
Device Position	
Band	750MHz
Channels	
Signal	CW

B. SAR Measurement Results

Frequency (MHz)	750.000000
Relative permittivity (real part)	41.523664
Conductivity (S/m)	0.852360
Power drift (%)	1.070000
Ambient Temperature:	22.6°C
Liquid Temperature:	22.3°C
ConvF:	6.13
Crest factor:	1:1



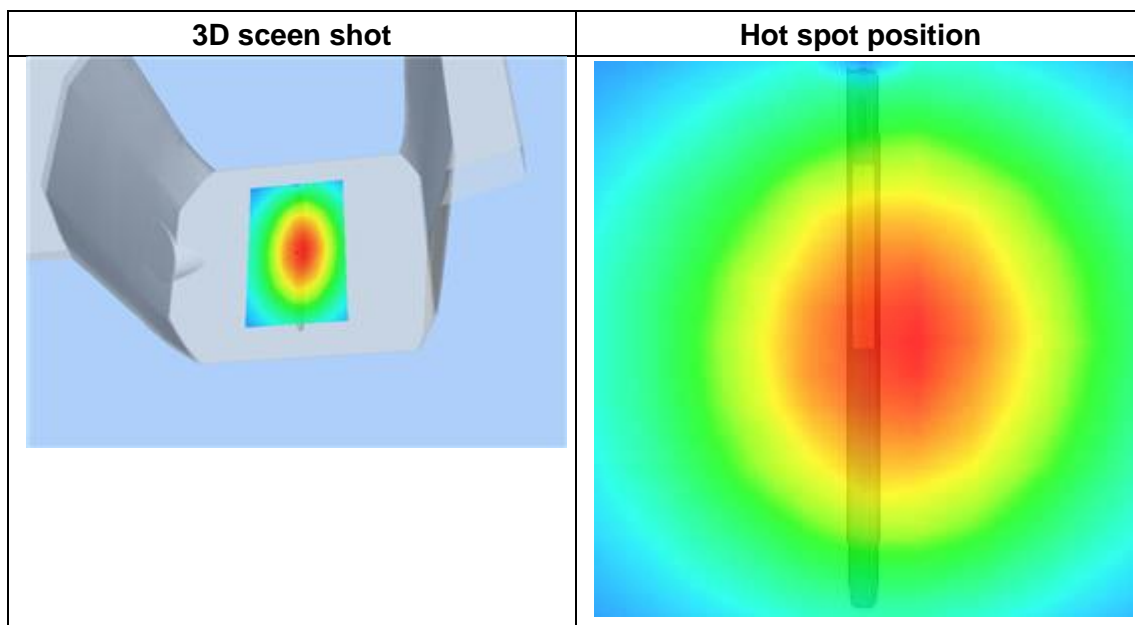
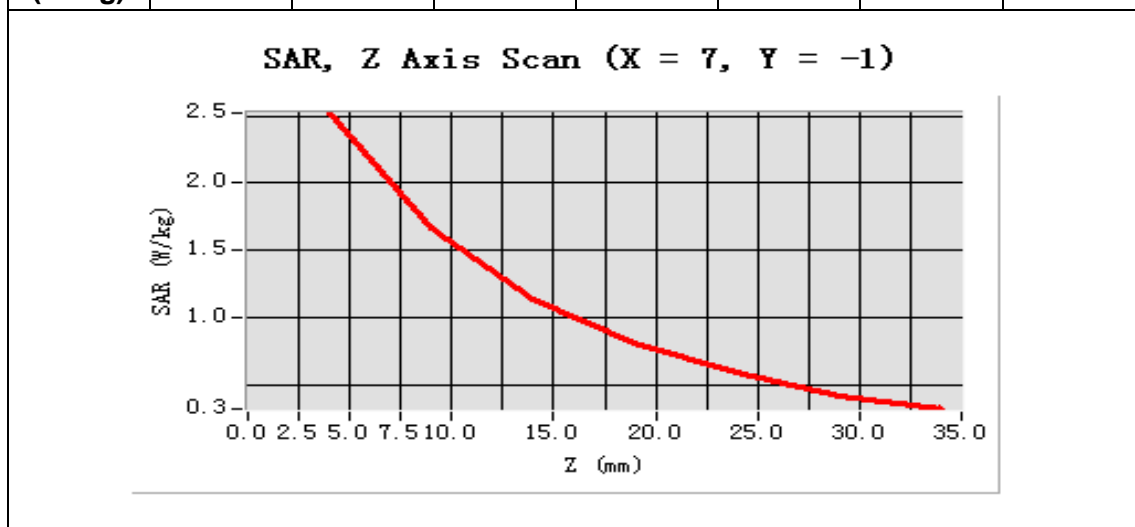
NOTE: This document is issued by MORLAB, the test report shall not be reproduced except in full without prior written permission of the company. The test results apply only to the particular sample(s) tested and to the specific tests carried out which is available on request for validation and information confirmed at our website.

Maximum location: X=7.00, Y=-1.00

SAR 10g (W/Kg)	0.531872
SAR 1g (W/Kg)	0.826241

Z Axis Scan

Z (mm)	0.00	4.00	9.00	14.00	19.00	24.00	29.00
SAR (W/Kg)	0.0000	2.5209	1.6629	1.1437	0.8075	0.5889	0.4143



NOTE: This document is issued by MORLAB, the test report shall not be reproduced except in full without prior written permission of the company. The test results apply only to the particular sample(s) tested and to the specific tests carried out which is available on request for validation and information confirmed at our website.

System Performance Check Data(750MHz Body)

Type: Phone measurement (Complete)
 Area scan resolution: dx=8mm,dy=8mm
 Zoom scan resolution: dx=8mm, dy=8mm, dz=5mm
 Date of measurement: 2017.12.04
 Measurement duration: 13 minutes 28 seconds

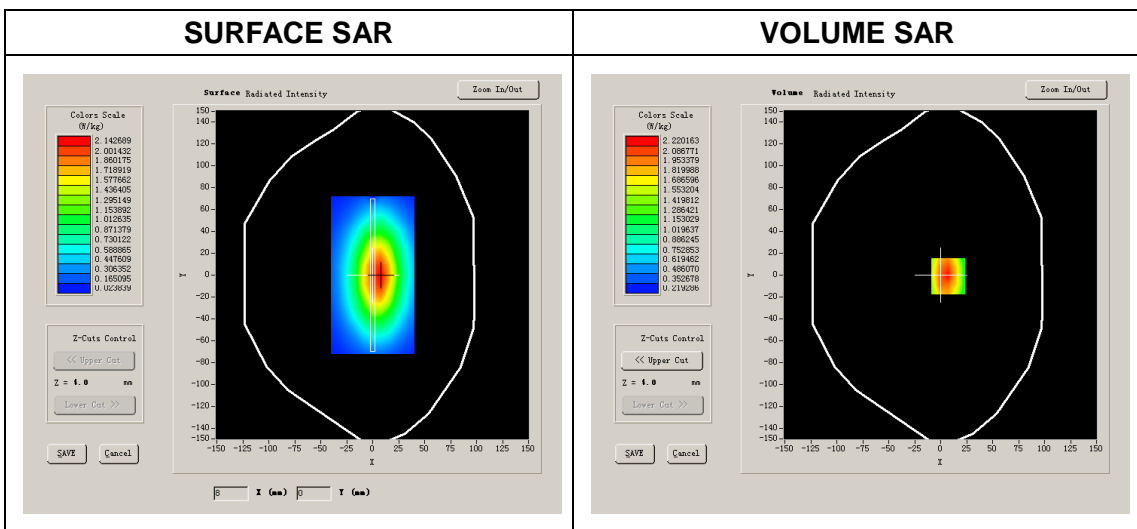
A. Experimental conditions.

Phantom File	surf_sam_plan.txt
Phantom	Flat
Device Position	
Band	750MHz
Channels	
Signal	CW

B. SAR Measurement Results

Band SAR

Frequency (MHz)	750.000000
Relative permittivity (real part)	55.232574
Conductivity (S/m)	0.955256
Power drift (%)	1.070000
Ambient Temperature:	22.6°C
Liquid Temperature:	22.3°C
ConvF:	6.37
Crest factor:	1:1



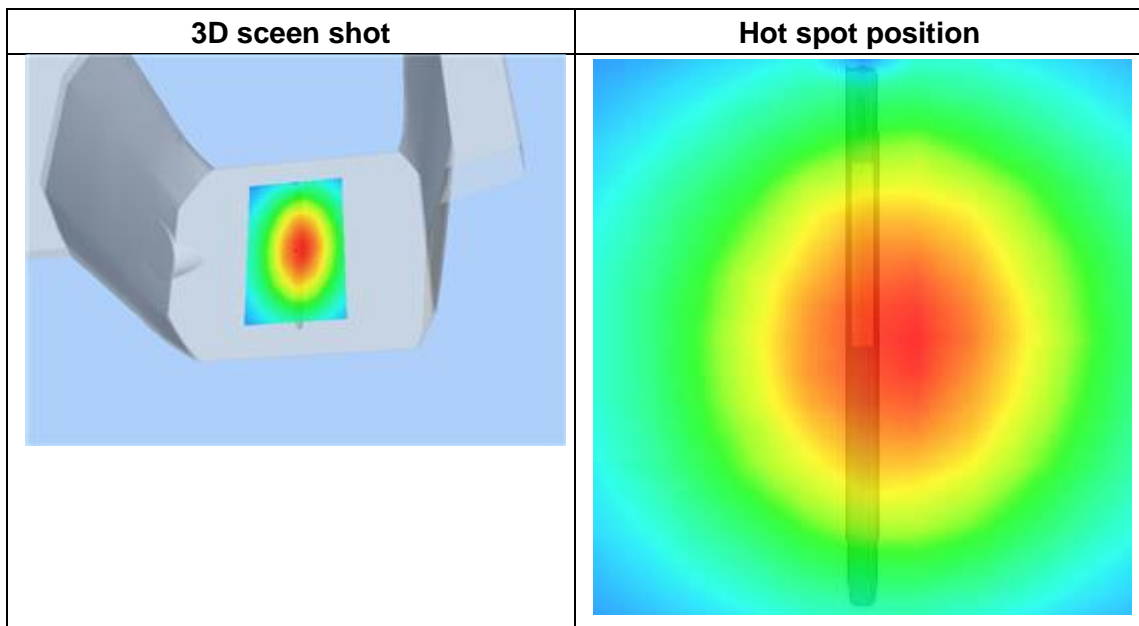
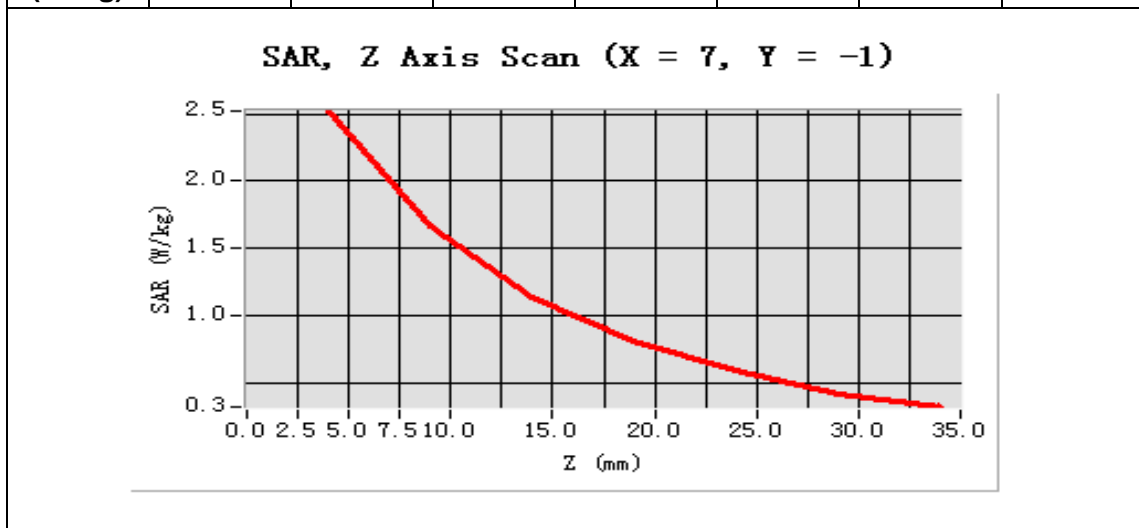
NOTE: This document is issued by MORLAB, the test report shall not be reproduced except in full without prior written permission of the company. The test results apply only to the particular sample(s) tested and to the specific tests carried out which is available on request for validation and information confirmed at our website.

Maximum location: X=7.00, Y=-1.00

SAR 10g (W/Kg)	0.556132
SAR 1g (W/Kg)	0.854102

Z Axis Scan

Z (mm)	0.00	4.00	9.00	14.00	19.00	24.00	29.00
SAR (W/Kg)	0.0000	2.5209	1.6629	1.1437	0.8075	0.5889	0.4143



NOTE: This document is issued by MORLAB, the test report shall not be reproduced except in full without prior written permission of the company. The test results apply only to the particular sample(s) tested and to the specific tests carried out which is available on request for validation and information confirmed at our website.



System Performance Check Data(835MHz Head)

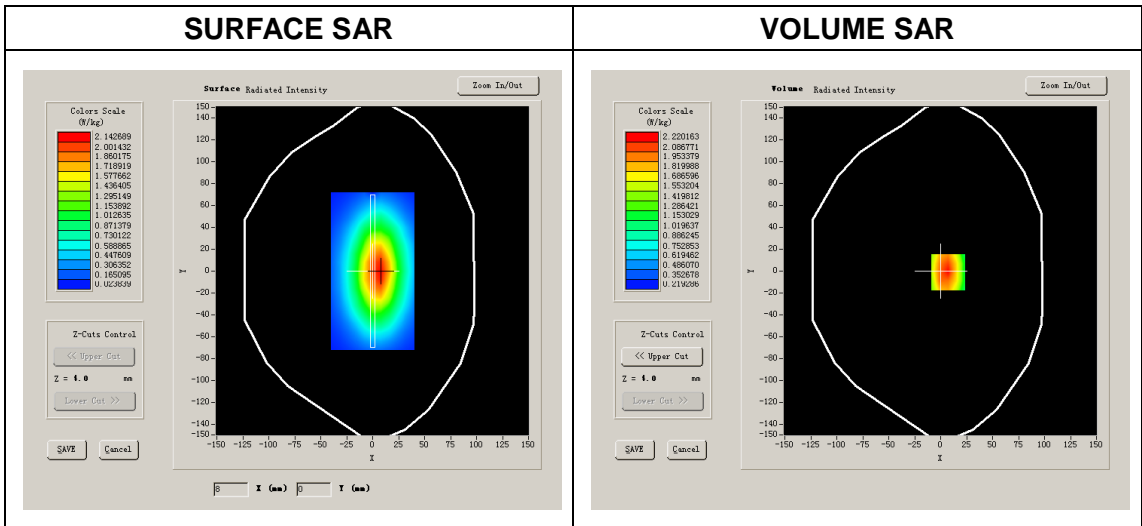
Type: Phone measurement (Complete)
 Area scan resolution: dx=8mm,dy=8mm
 Zoom scan resolution: dx=8mm, dy=8mm, dz=5mm
 Date of measurement: 2017.11.16
 Measurement duration: 13 minutes 28 seconds

A. Experimental conditions.

Phantom File	surf_sam_plan.txt
Phantom	Flat
Device Position	
Band	835MHz
Channels	
Signal	CW

B. SAR Measurement Results

Frequency (MHz)	835.000000
Relative permittivity (real part)	41.182291
Conductivity (S/m)	0.891718
Power drift (%)	1.070000
Ambient Temperature:	22.8°C
Liquid Temperature:	22.7°C
ConvF:	6.13
Crest factor:	1:1



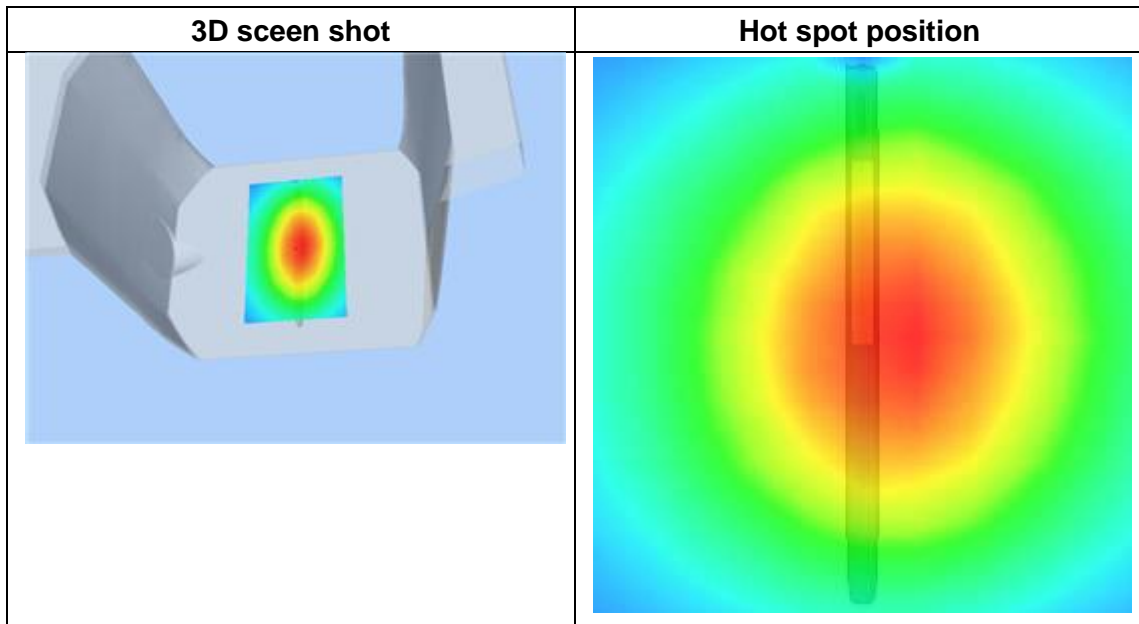
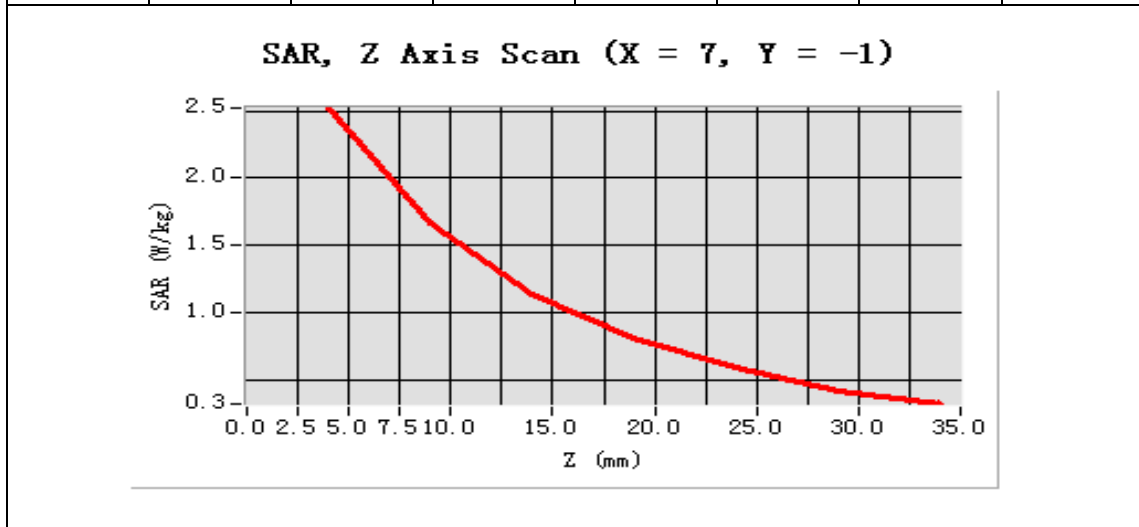
NOTE: This document is issued by MORLAB, the test report shall not be reproduced except in full without prior written permission of the company. The test results apply only to the particular sample(s) tested and to the specific tests carried out which is available on request for validation and information confirmed at our website.

Maximum location: X=7.00, Y=-1.00

SAR 10g (W/Kg)	0.621814
SAR 1g (W/Kg)	0.955221

Z Axis Scan

Z (mm)	0.00	4.00	9.00	14.00	19.00	24.00	29.00
SAR (W/Kg)	0.0000	2.5209	1.6629	1.1437	0.8075	0.5889	0.4143



NOTE: This document is issued by MORLAB, the test report shall not be reproduced except in full without prior written permission of the company. The test results apply only to the particular sample(s) tested and to the specific tests carried out which is available on request for validation and information confirmed at our website.



System Performance Check Data(835MHz Body)

Type: Phone measurement (Complete)
 Area scan resolution: dx=8mm,dy=8mm
 Zoom scan resolution: dx=8mm, dy=8mm, dz=5mm
 Date of measurement: 2017.11.16
 Measurement duration: 13 minutes 28 seconds

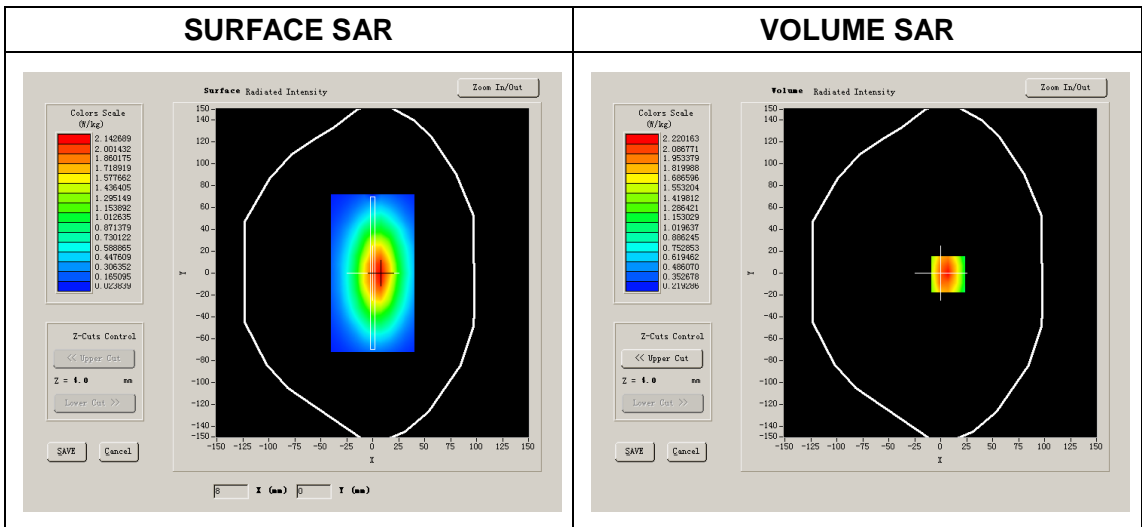
A. Experimental conditions.

Phantom File	surf_sam_plan.txt
Phantom	Flat
Device Position	
Band	835MHz
Channels	
Signal	CW

B. SAR Measurement Results

Band SAR

Frequency (MHz)	835.000000
Relative permittivity (real part)	55.282291
Conductivity (S/m)	0.971718
Power drift (%)	1.070000
Ambient Temperature:	22.8°C
Liquid Temperature:	22.7°C
ConvF:	6.37
Crest factor:	1:1



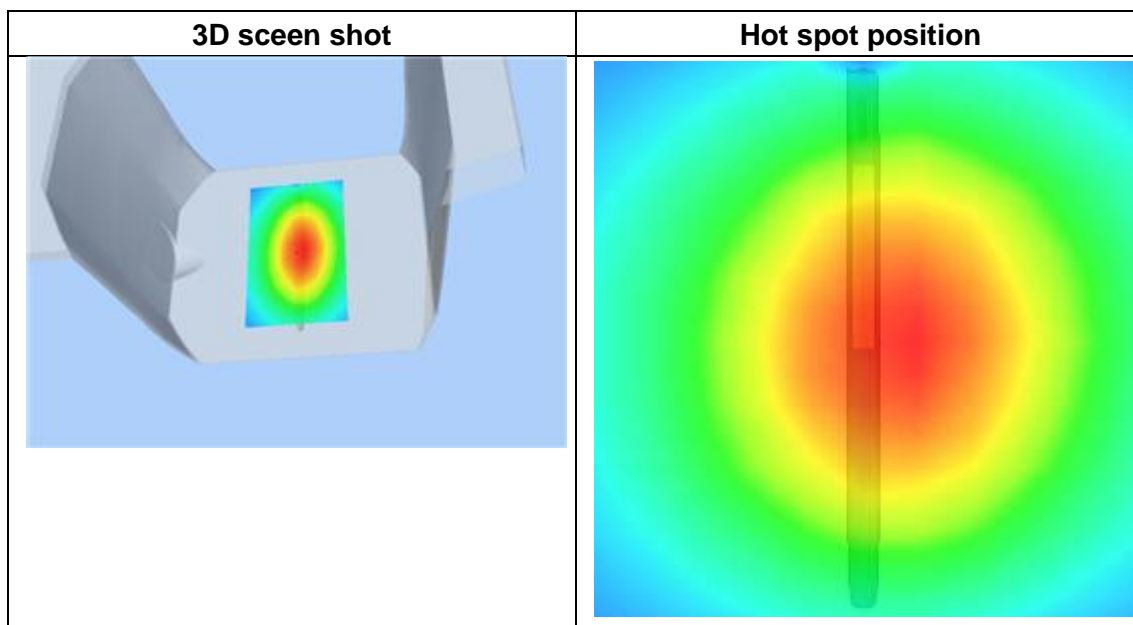
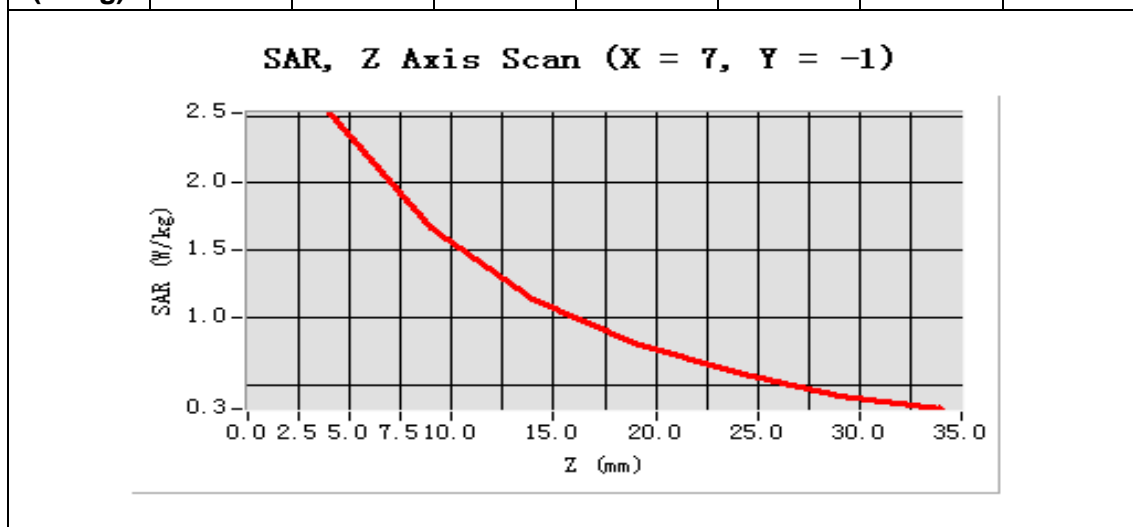
NOTE: This document is issued by MORLAB, the test report shall not be reproduced except in full without prior written permission of the company. The test results apply only to the particular sample(s) tested and to the specific tests carried out which is available on request for validation and information confirmed at our website.

Maximum location: X=7.00, Y=-1.00

SAR 10g (W/Kg)	0.422151
SAR 1g (W/Kg)	0.974164

Z Axis Scan

Z (mm)	0.00	4.00	9.00	14.00	19.00	24.00	29.00
SAR (W/Kg)	0.0000	2.5209	1.6629	1.1437	0.8075	0.5889	0.4143



NOTE: This document is issued by MORLAB, the test report shall not be reproduced except in full without prior written permission of the company. The test results apply only to the particular sample(s) tested and to the specific tests carried out which is available on request for validation and information confirmed at our website.

System Performance Check Data(1800MHz Head)

Type: Phone measurement (Complete)
 Area scan resolution: dx=8mm,dy=8mm
 Zoom scan resolution: dx=8mm, dy=8mm, dz=5mm
 Date of measurement: 2017.11.17
 Measurement duration: 13 minutes 27 seconds

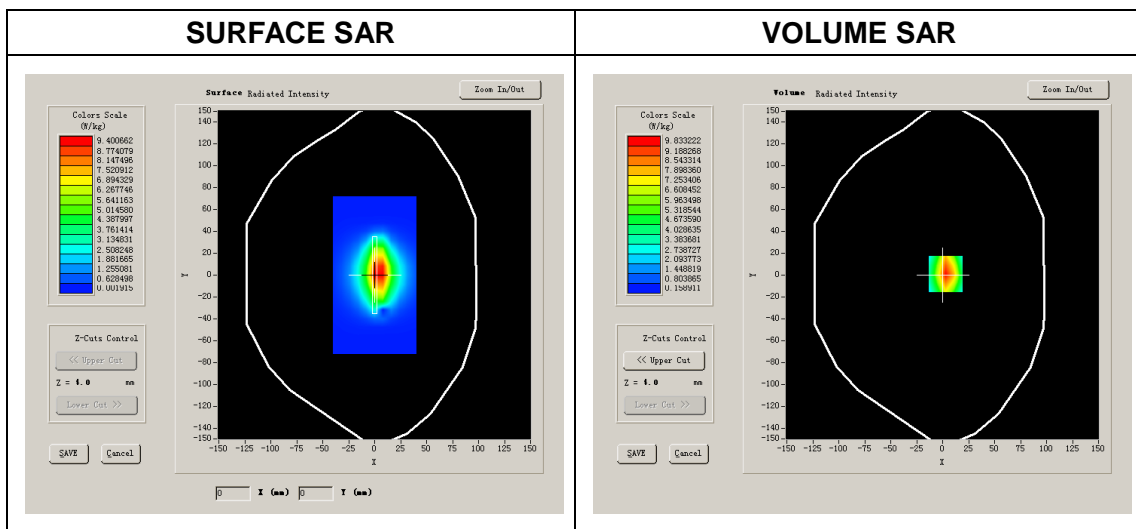
A. Experimental conditions.

Phantom File	surf_sam_plan.txt
Phantom	Flat
Device Position	
Band	1800MHz
Channels	
Signal	CW

B. SAR Measurement Results

Band SAR

Frequency (MHz)	1800.000000
Relative permittivity (real part)	40.095167
Conductivity (S/m)	1.365073
Power drift (%)	0.310000
Ambient Temperature:	22.5°C
Liquid Temperature:	22.7°C
ConvF:	5.21
Crest factor:	1:1



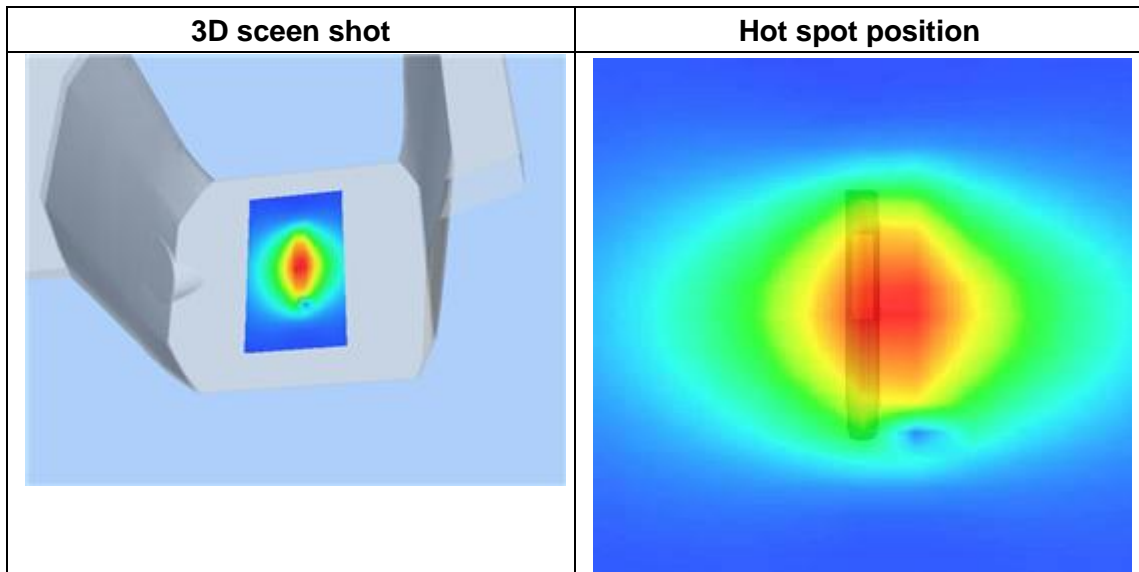
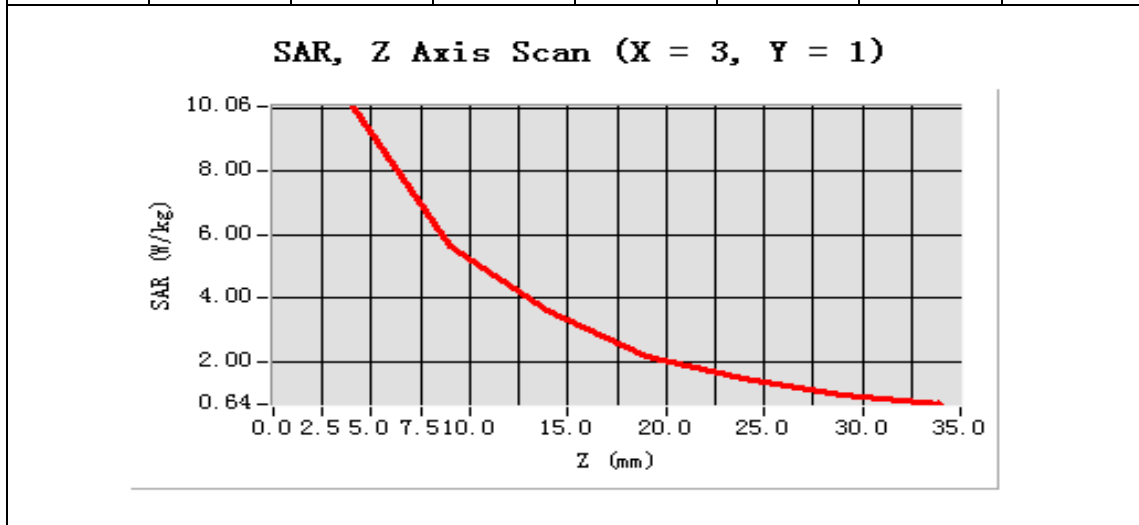
NOTE: This document is issued by MORLAB, the test report shall not be reproduced except in full without prior written permission of the company. The test results apply only to the particular sample(s) tested and to the specific tests carried out which is available on request for validation and information confirmed at our website.

Maximum location: X=3.00, Y=1.00

SAR 10g (W/Kg)	2.048386
SAR 1g (W/Kg)	3.612151

Z Axis Scan

Z (mm)	0.00	4.00	9.00	14.00	19.00	24.00	29.00
SAR (W/Kg)	0.0000	10.0621	5.6445	3.6226	2.1642	1.4521	0.9078



NOTE: This document is issued by MORLAB, the test report shall not be reproduced except in full without prior written permission of the company. The test results apply only to the particular sample(s) tested and to the specific tests carried out which is available on request for validation and information confirmed at our website.

System Performance Check Data(1800MHz Body)

Type: Phone measurement (Complete)

Area scan resolution: dx=8mm,dy=8mm

Zoom scan resolution: dx=8mm, dy=8mm, dz=5mm

Date of measurement: 2017.11.17

Measurement duration: 13 minutes 27 seconds

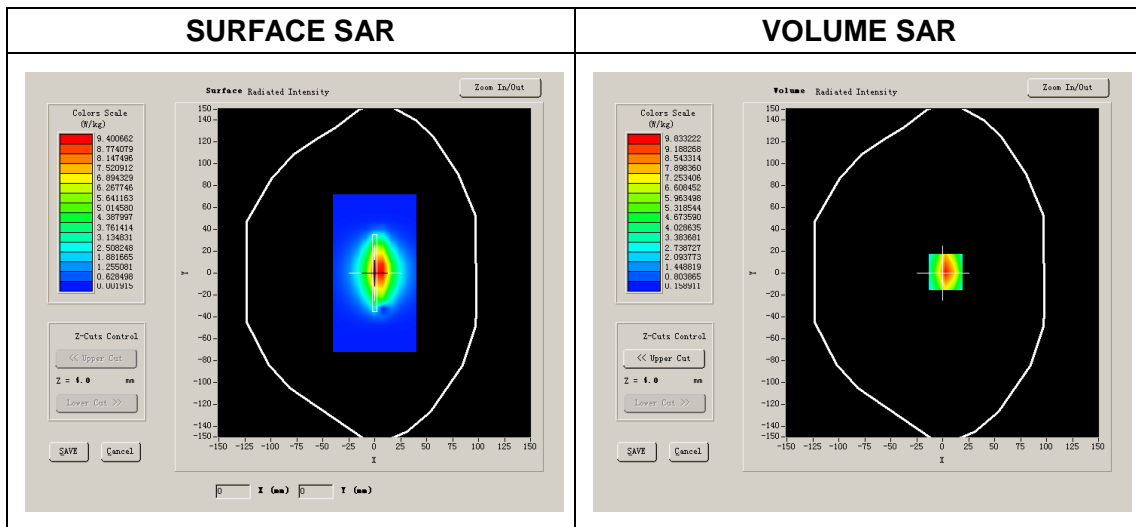
A. Experimental conditions.

Phantom File	surf_sam_plan.txt
Phantom	Flat
Device Position	
Band	1800MHz
Channels	
Signal	CW

B. SAR Measurement Results

Band SAR

Frequency (MHz)	1800.000000
Relative permittivity (real part)	53.295167
Conductivity (S/m)	1.515073
Power drift (%)	0.310000
Ambient Temperature:	22.5°C
Liquid Temperature:	22.7°C
ConvF:	5.38
Crest factor:	1:1



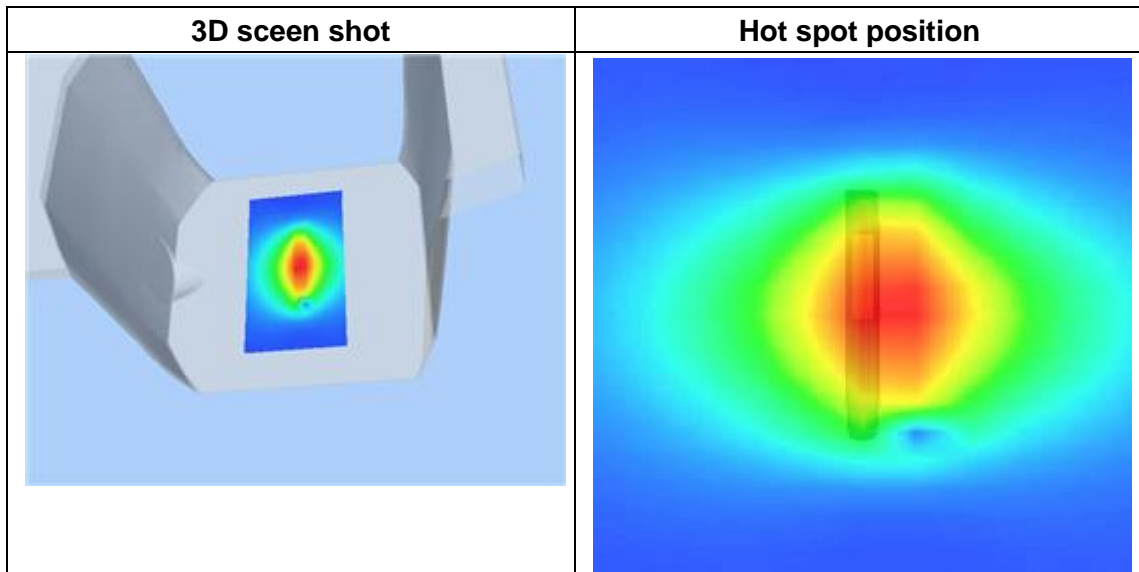
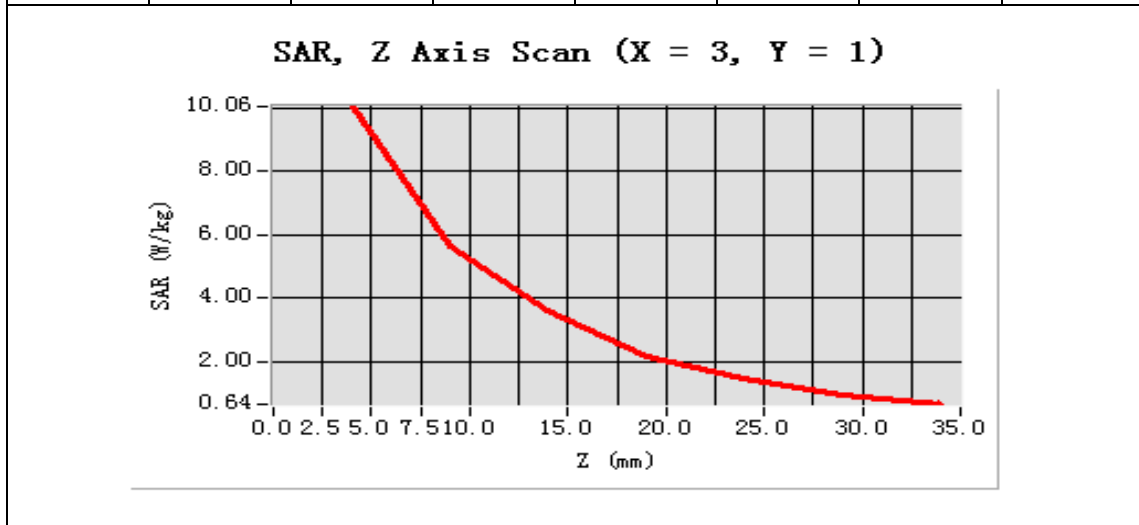
NOTE: This document is issued by MORLAB, the test report shall not be reproduced except in full without prior written permission of the company. The test results apply only to the particular sample(s) tested and to the specific tests carried out which is available on request for validation and information confirmed at our website.

Maximum location: X=3.00, Y=1.00

SAR 10g (W/Kg)	1.938386
SAR 1g (W/Kg)	3.706113

Z Axis Scan

Z (mm)	0.00	4.00	9.00	14.00	19.00	24.00	29.00
SAR (W/Kg)	0.0000	10.0621	5.6445	3.6226	2.1642	1.4521	0.9078



NOTE: This document is issued by MORLAB, the test report shall not be reproduced except in full without prior written permission of the company. The test results apply only to the particular sample(s) tested and to the specific tests carried out which is available on request for validation and information confirmed at our website.



System Performance Check Data(2000MHz Head)

Type: Phone measurement (Complete)
 Area scan resolution: dx=8mm,dy=8mm
 Zoom scan resolution: dx=8mm, dy=8mm, dz=5mm
 Date of measurement: 2017.11.15
 Measurement duration: 13 minutes 27 seconds

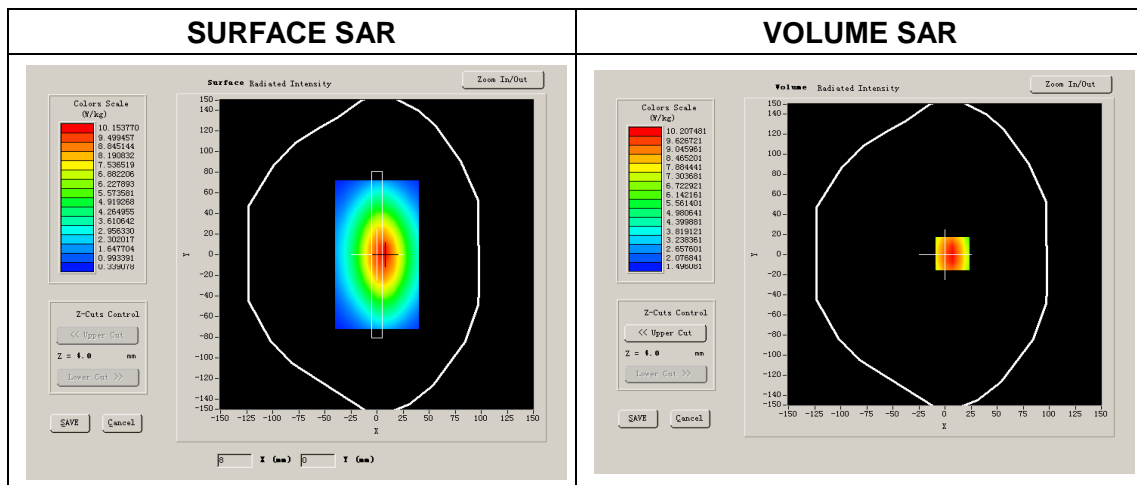
A. Experimental conditions.

Phantom File	surf_sam_plan.txt
Phantom	Flat
Device Position	
Band	2000MHz
Channels	
Signal	CW

B. SAR Measurement Results

Band SAR

Frequency (MHz)	2000.000000
Relative permittivity (real part)	39.924477
Conductivity (S/m)	1.434283
Power drift (%)	-0.830000
Ambient Temperature:	22.2°C
Liquid Temperature:	22.6°C
ConvF:	5.61
Crest factor:	1:1



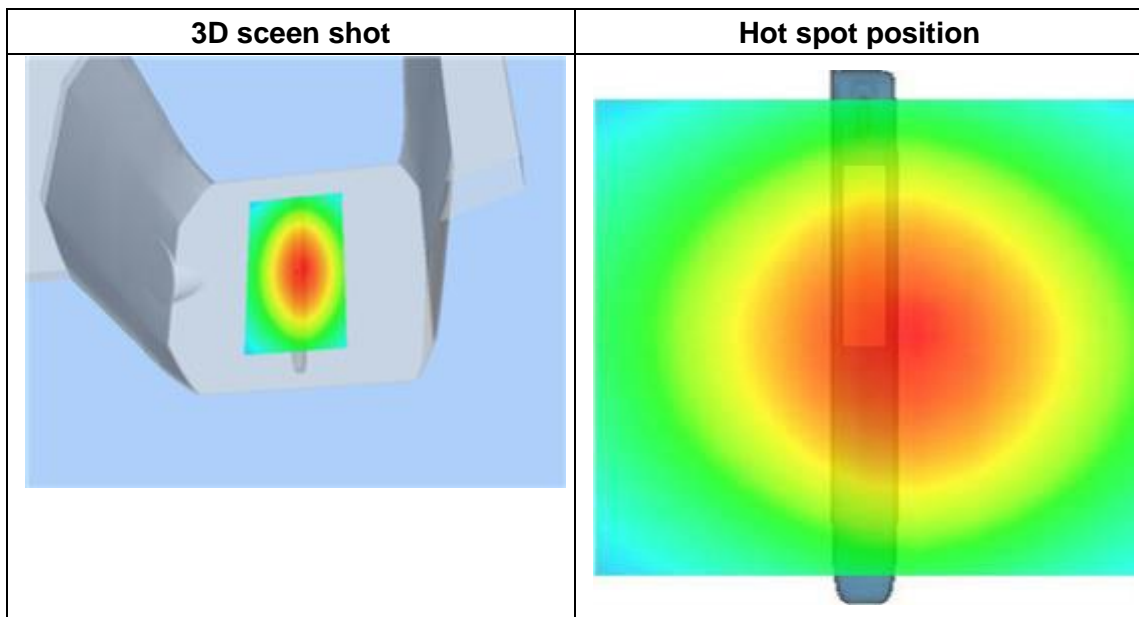
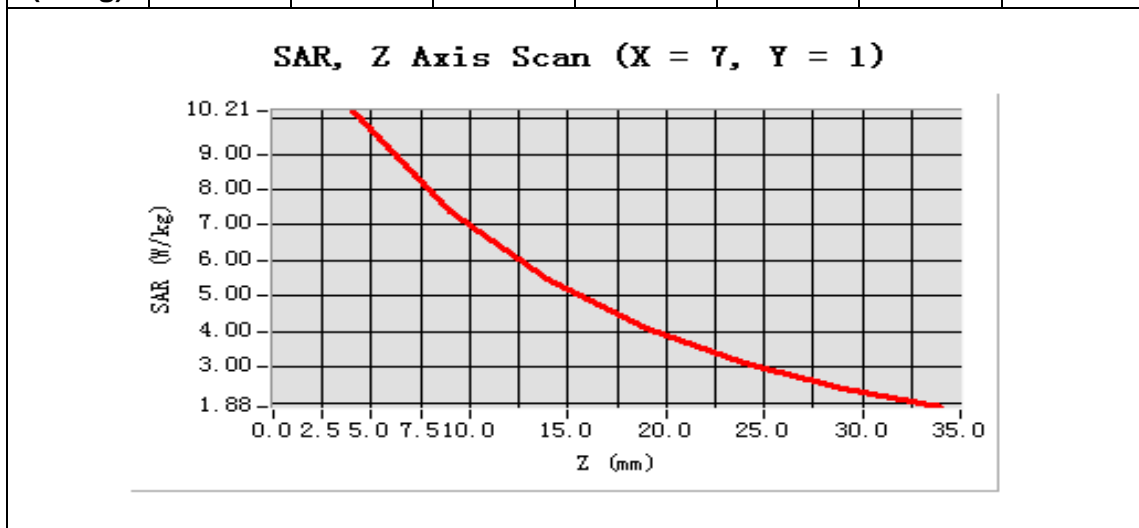
NOTE: This document is issued by MORLAB, the test report shall not be reproduced except in full without prior written permission of the company. The test results apply only to the particular sample(s) tested and to the specific tests carried out which is available on request for validation and information confirmed at our website.

Maximum location: X=7.00, Y=1.00

SAR 10g (W/Kg)	1.992518
SAR 1g (W/Kg)	4.233154

Z Axis Scan

Z (mm)	0.00	4.00	9.00	14.00	19.00	24.00	29.00
SAR (W/Kg)	0.0000	10.2075	7.3996	5.4654	4.1101	3.1286	2.4128



NOTE: This document is issued by MORLAB, the test report shall not be reproduced except in full without prior written permission of the company. The test results apply only to the particular sample(s) tested and to the specific tests carried out which is available on request for validation and information confirmed at our website.

System Performance Check Data(2000MHz Body)

Type: Phone measurement (Complete)
 Area scan resolution: dx=8mm,dy=8mm
 Zoom scan resolution: dx=8mm, dy=8mm, dz=5mm
 Date of measurement: 2017.11.15
 Measurement duration: 13 minutes 27 seconds

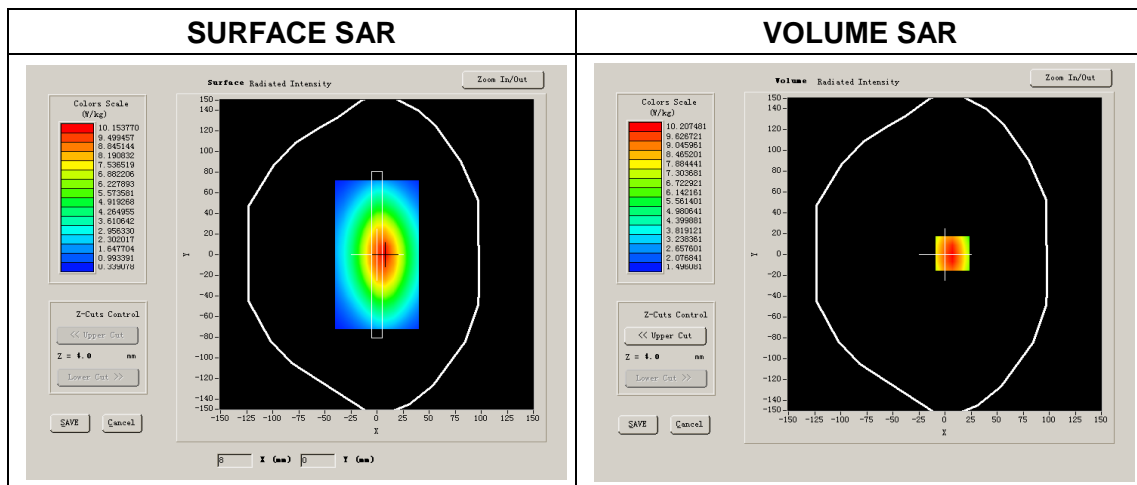
A. Experimental conditions.

Phantom File	surf_sam_plan.txt
Phantom	Flat
Device Position	
Band	2000MHz
Channels	
Signal	CW

B. SAR Measurement Results

Band SAR

Frequency (MHz)	2000.000000
Relative permittivity (real part)	53.245167
Conductivity (S/m)	1.535073
Power drift (%)	-1.860000
Ambient Temperature:	22.2°C
Liquid Temperature:	22.6°C
ConvF:	5.71
Crest factor:	1:1



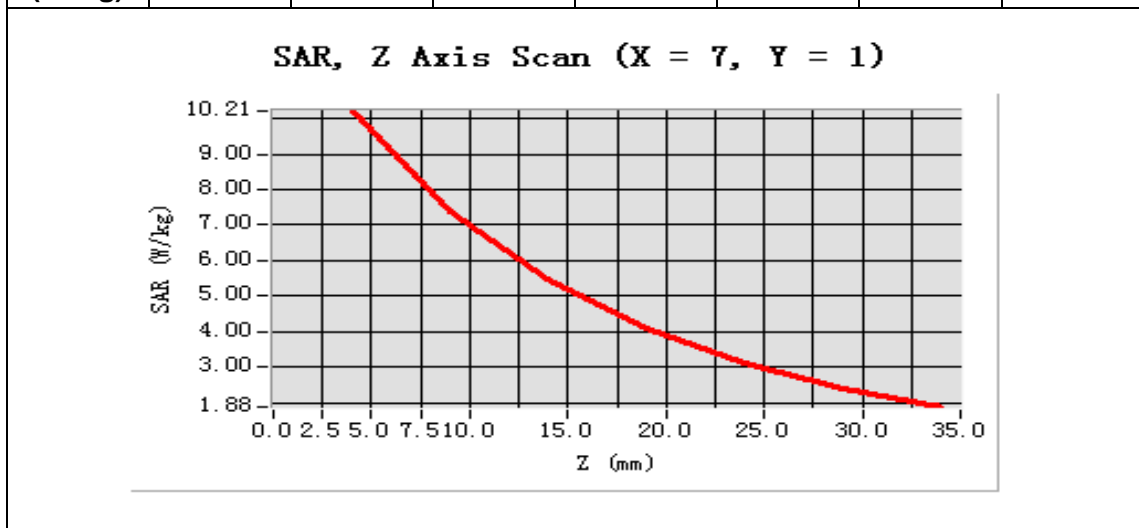
NOTE: This document is issued by MORLAB, the test report shall not be reproduced except in full without prior written permission of the company. The test results apply only to the particular sample(s) tested and to the specific tests carried out which is available on request for validation and information confirmed at our website.

Maximum location: X=7.00, Y=1.00

SAR 10g (W/Kg)	2.092518
SAR 1g (W/Kg)	4.120114

Z Axis Scan

Z (mm)	0.00	4.00	9.00	14.00	19.00	24.00	29.00
SAR (W/Kg)	0.0000	10.2075	7.3996	5.4654	4.1101	3.1286	2.4128



NOTE: This document is issued by MORLAB, the test report shall not be reproduced except in full without prior written permission of the company. The test results apply only to the particular sample(s) tested and to the specific tests carried out which is available on request for validation and information confirmed at our website.

System Performance Check Data(2450MHz Head)

Type: Phone measurement (Complete)
 Area scan resolution: dx=8mm,dy=8mm
 Zoom scan resolution: dx=8mm, dy=8mm, dz=5mm
 Date of measurement: 2017.11.28
 Measurement duration: 13 minutes 31 seconds

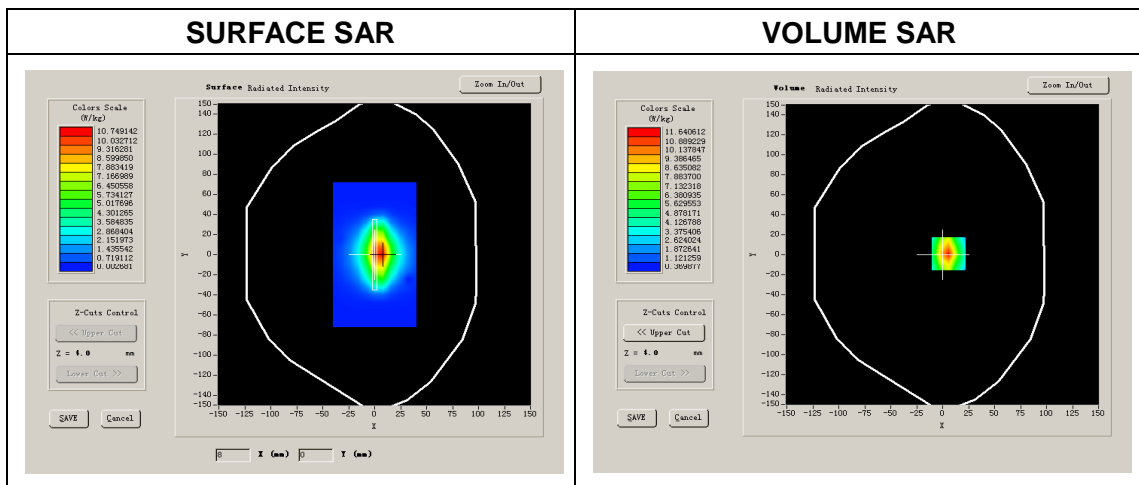
A. Experimental conditions.

Phantom File	surf_sam_plan.txt
Phantom	Flat
Device Position	
Band	2450MHz
Channels	
Signal	CW

B. SAR Measurement Results

Band SAR

Frequency (MHz)	2450.000000
Relative permittivity (real part)	39.284446
Conductivity (S/m)	1.836061
Power Drift (%)	1.080000
Ambient Temperature:	22.4°C
Liquid Temperature:	22.7°C
ConvF:	4.82
Crest factor:	1:1



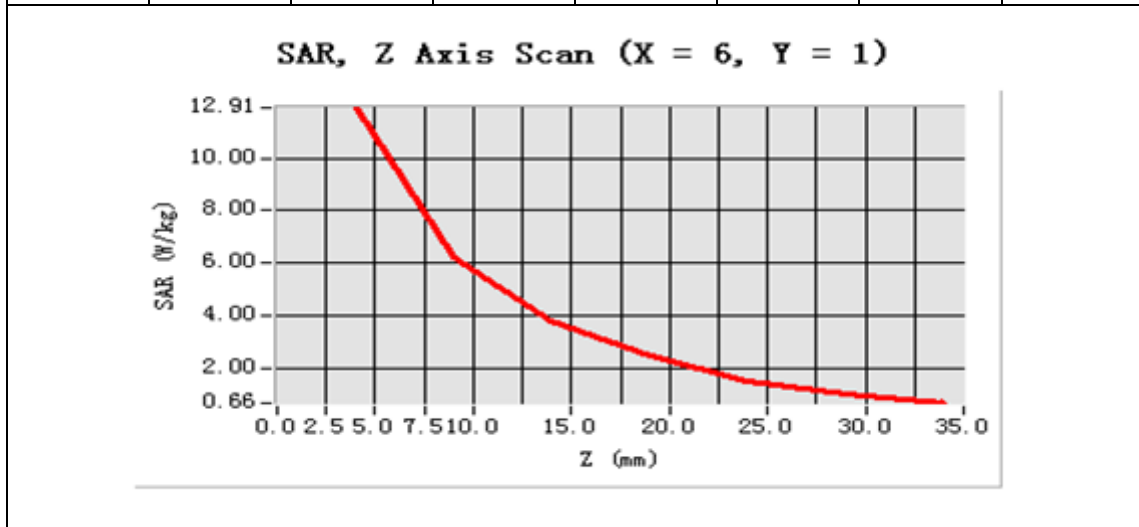
NOTE: This document is issued by MORLAB, the test report shall not be reproduced except in full without prior written permission of the company. The test results apply only to the particular sample(s) tested and to the specific tests carried out which is available on request for validation and information confirmed at our website.


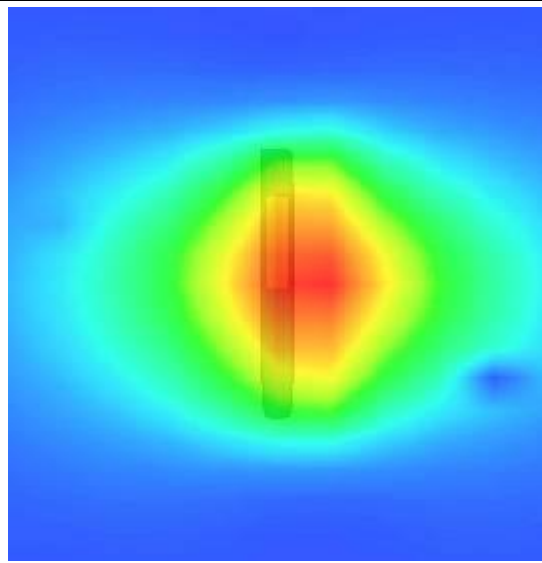
Maximum location: X=6.00, Y=1.00

SAR 10g (W/Kg)	2.377250
SAR 1g (W/Kg)	5.300146

Z Axis Scan

Z (mm)	0.00	4.00	9.00	14.00	19.00	24.00	29.00
SAR (W/Kg)	0.0000	12.9615	6.2096	3.8187	2.4504	1.5036	1.0219



3D scen shot	Hot spot position
	

NOTE: This document is issued by MORLAB, the test report shall not be reproduced except in full without prior written permission of the company. The test results apply only to the particular sample(s) tested and to the specific tests carried out which is available on request for validation and information confirmed at our website.



System Performance Check Data(2450MHz Body)

Type: Phone measurement (Complete)
 Area scan resolution: dx=8mm,dy=8mm
 Zoom scan resolution: dx=8mm, dy=8mm, dz=5mm
 Date of measurement: 2017.11.28
 Measurement duration: 13 minutes 31 seconds

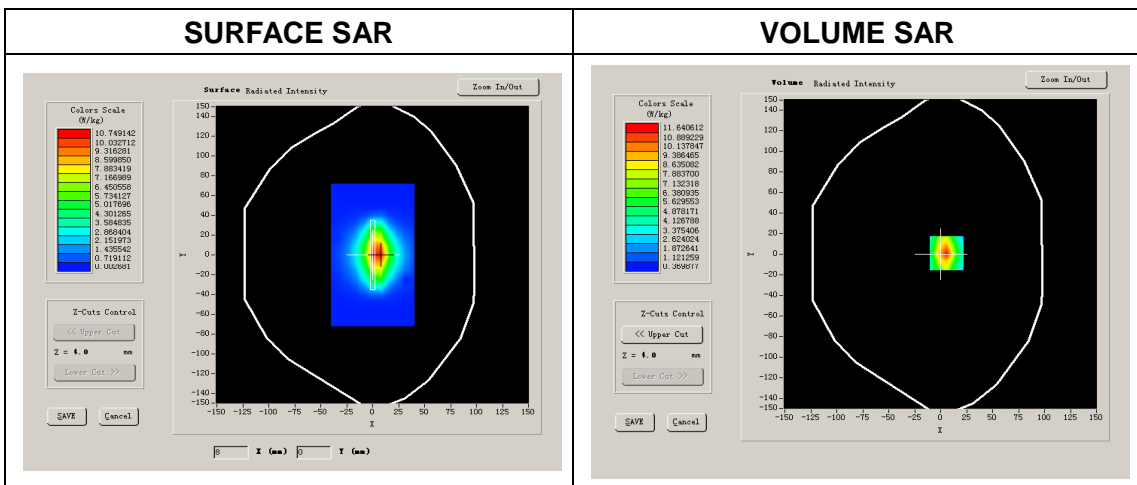
A. Experimental conditions.

Phantom File	surf_sam_plan.txt
Phantom	Flat
Device Position	
Band	2450MHz
Channels	
Signal	CW

B. SAR Measurement Results

Band SAR

Frequency (MHz)	2450.000000
Relative permittivity (real part)	52.884446
Conductivity (S/m)	1.966143
Power Drift (%)	1.080000
Ambient Temperature:	22.4°C
Liquid Temperature:	22.7°C
ConvF:	4.96
Crest factor:	1:1



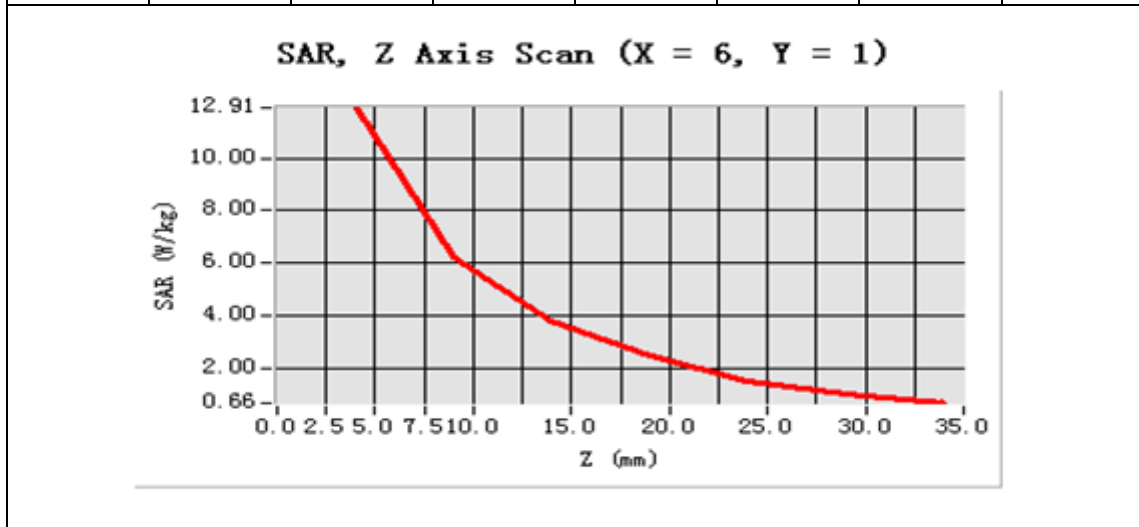
NOTE: This document is issued by MORLAB, the test report shall not be reproduced except in full without prior written permission of the company. The test results apply only to the particular sample(s) tested and to the specific tests carried out which is available on request for validation and information confirmed at our website.


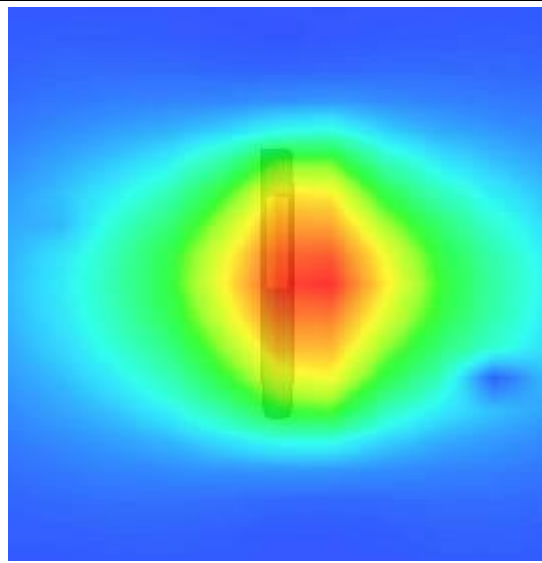
Maximum location: X=6.00, Y=1.00

SAR 10g (W/Kg)	2.377250
SAR 1g (W/Kg)	5.097074

Z Axis Scan

Z (mm)	0.00	4.00	9.00	14.00	19.00	24.00	29.00
SAR (W/Kg)	0.0000	12.9615	6.2096	3.8187	2.4504	1.5036	1.0219



3D scen shot	Hot spot position
	

NOTE: This document is issued by MORLAB, the test report shall not be reproduced except in full without prior written permission of the company. The test results apply only to the particular sample(s) tested and to the specific tests carried out which is available on request for validation and information confirmed at our website.



System Performance Check Data(2600MHz Head)

Type: Phone measurement (Complete)
 Area scan resolution: dx=8mm,dy=8mm
 Zoom scan resolution: dx=8mm, dy=8mm, dz=5mm
 Date of measurement: 2017.11.18
 Measurement duration: 13 minutes 31 seconds

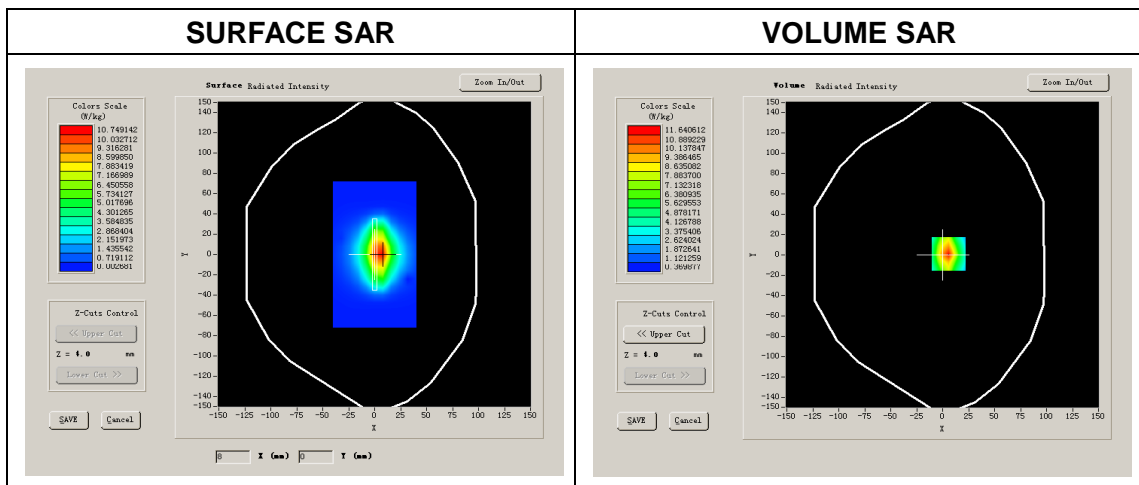
A. Experimental conditions.

Phantom File	surf_sam_plan.txt
Phantom	Flat
Device Position	
Band	2600MHz
Channels	
Signal	CW

B. SAR Measurement Results

Band SAR

Frequency (MHz)	2600.000000
Relative permittivity (real part)	39.024564
Conductivity (S/m)	1.975236
Power Drift (%)	1.080000
Ambient Temperature:	22.3°C
Liquid Temperature:	22.4°C
ConvF:	4.74
Crest factor:	1:1



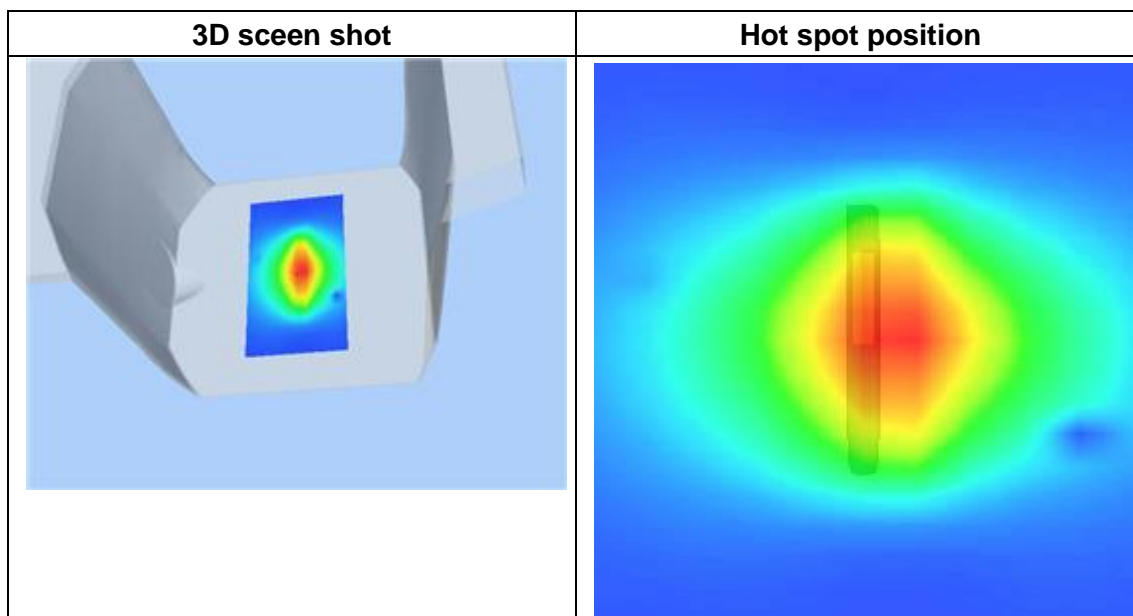
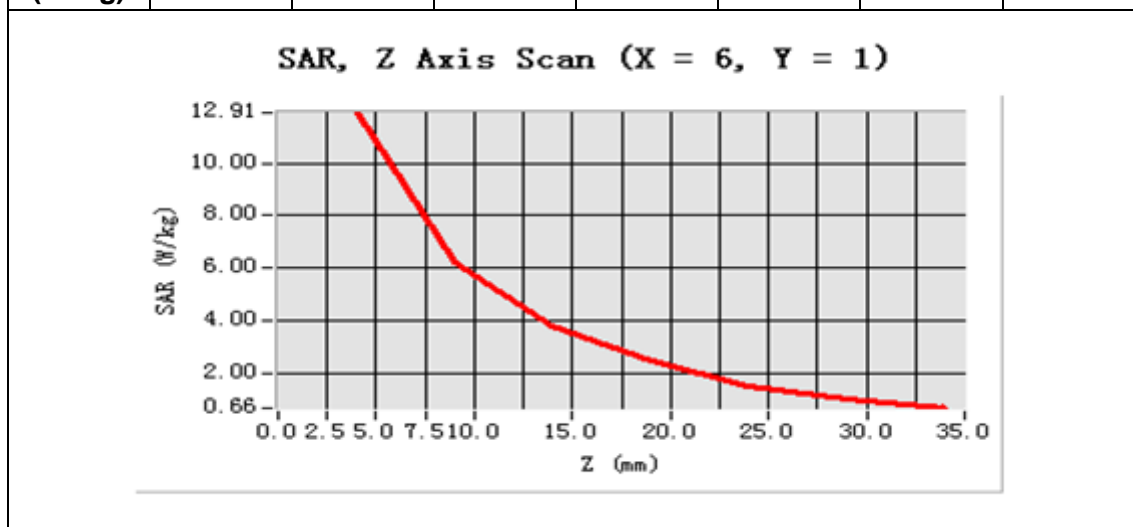
NOTE: This document is issued by MORLAB, the test report shall not be reproduced except in full without prior written permission of the company. The test results apply only to the particular sample(s) tested and to the specific tests carried out which is available on request for validation and information confirmed at our website.

Maximum location: X=6.00, Y=1.00

SAR 10g (W/Kg)	2.498154
SAR 1g (W/Kg)	5.701483

Z Axis Scan

Z (mm)	0.00	4.00	9.00	14.00	19.00	24.00	29.00
SAR (W/Kg)	0.0000	12.9745	6.2193	3.8245	2.4624	1.5033	1.0220



NOTE: This document is issued by MORLAB, the test report shall not be reproduced except in full without prior written permission of the company. The test results apply only to the particular sample(s) tested and to the specific tests carried out which is available on request for validation and information confirmed at our website.



System Performance Check Data(2600MHz Body)

Type: Phone measurement (Complete)
 Area scan resolution: dx=8mm,dy=8mm
 Zoom scan resolution: dx=8mm, dy=8mm, dz=5mm
 Date of measurement: 2017.11.18
 Measurement duration: 13 minutes 31 seconds

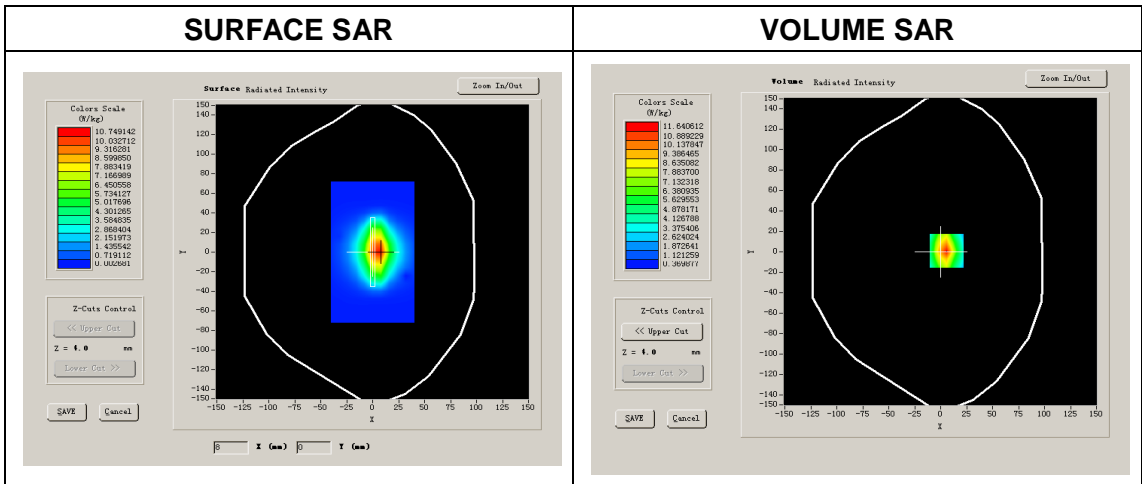
A. Experimental conditions.

Phantom File	surf_sam_plan.txt
Phantom	Flat
Device Position	
Band	2600MHz
Channels	
Signal	CW

B. SAR Measurement Results

Band SAR

Frequency (MHz)	2600.000000
Relative permittivity (real part)	52.261483
Conductivity (S/m)	2.155256
Power Drift (%)	1.380000
Ambient Temperature:	22.3°C
Liquid Temperature:	22.4°C
ConvF:	4.93
Crest factor:	1:1



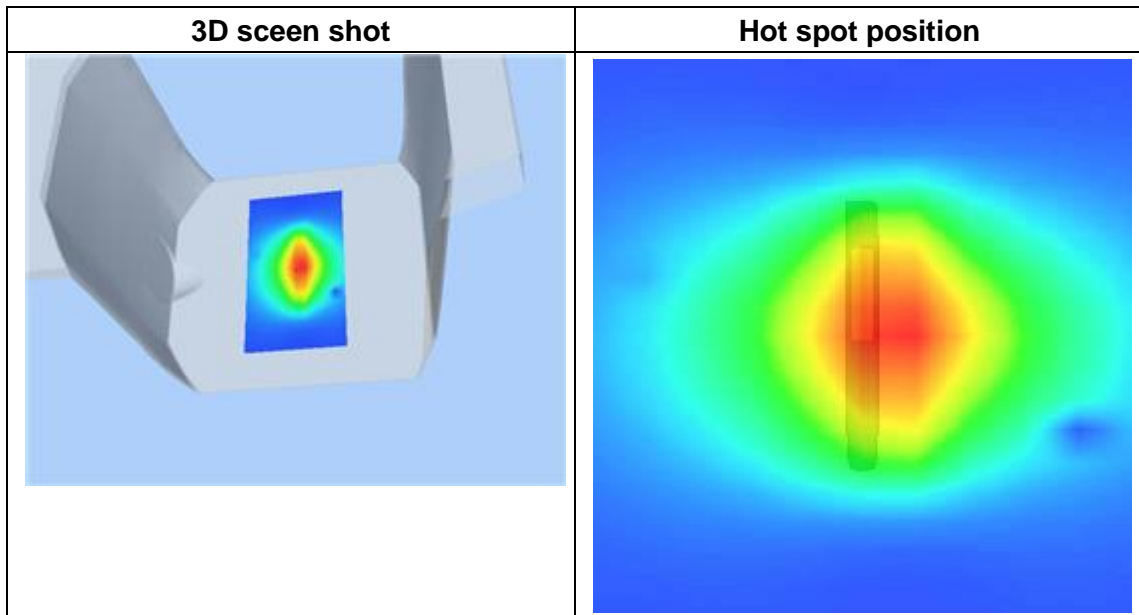
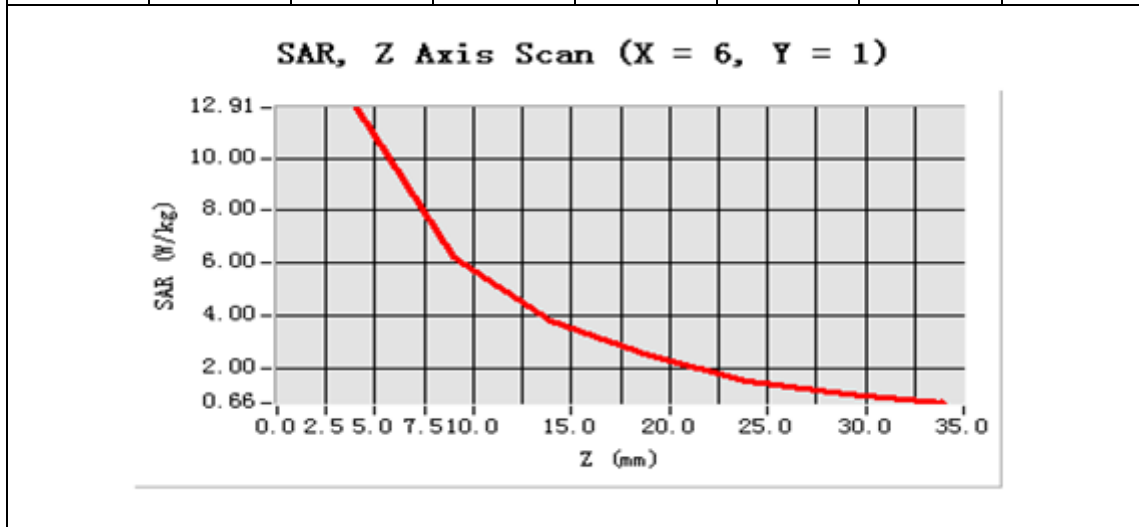
NOTE: This document is issued by MORLAB, the test report shall not be reproduced except in full without prior written permission of the company. The test results apply only to the particular sample(s) tested and to the specific tests carried out which is available on request for validation and information confirmed at our website.

Maximum location: X=6.00, Y=1.00

SAR 10g (W/Kg)	2.569854
SAR 1g (W/Kg)	5.412472

Z Axis Scan

Z (mm)	0.00	4.00	9.00	14.00	19.00	24.00	29.00
SAR (W/Kg)	0.0000	12.9745	6.2193	3.8245	2.4624	1.5033	1.0220



NOTE: This document is issued by MORLAB, the test report shall not be reproduced except in full without prior written permission of the company. The test results apply only to the particular sample(s) tested and to the specific tests carried out which is available on request for validation and information confirmed at our website.

System Performance Check Data(5200MHz Head)

Type: Phone measurement (Complete)
 Area scan resolution: dx=8mm,dy=8mm
 Zoom scan resolution: dx=4mm, dy=4mm, dz=2mm
 Date of measurement: 2017.11.30
 Measurement duration: 13 minutes 27 seconds

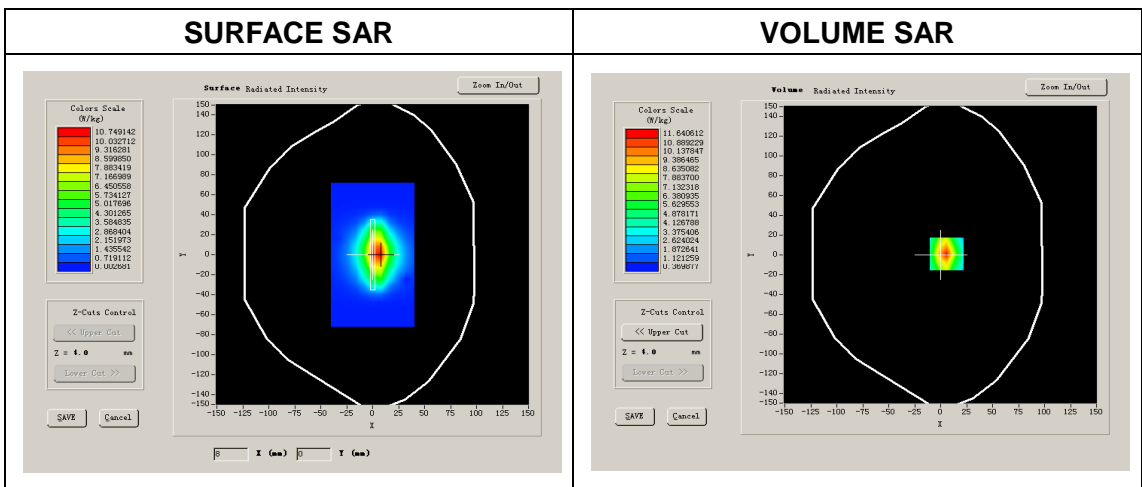
A. Experimental conditions.

Phantom File	surf_sam_plan.txt
Phantom	Validation plane
Device Position	
Band	5200MHz
Channels	
Signal	CW

B. SAR Measurement Results

Band SAR

Frequency (MHz)	5200.000000
Relative permittivity (real part)	36.123014
Conductivity (S/m)	4.665260
Power Drift (%)	2.310000
Ambient Temperature:	22.3°C
Liquid Temperature:	22.8°C
ConvF:	21.61
Crest factor:	1:1

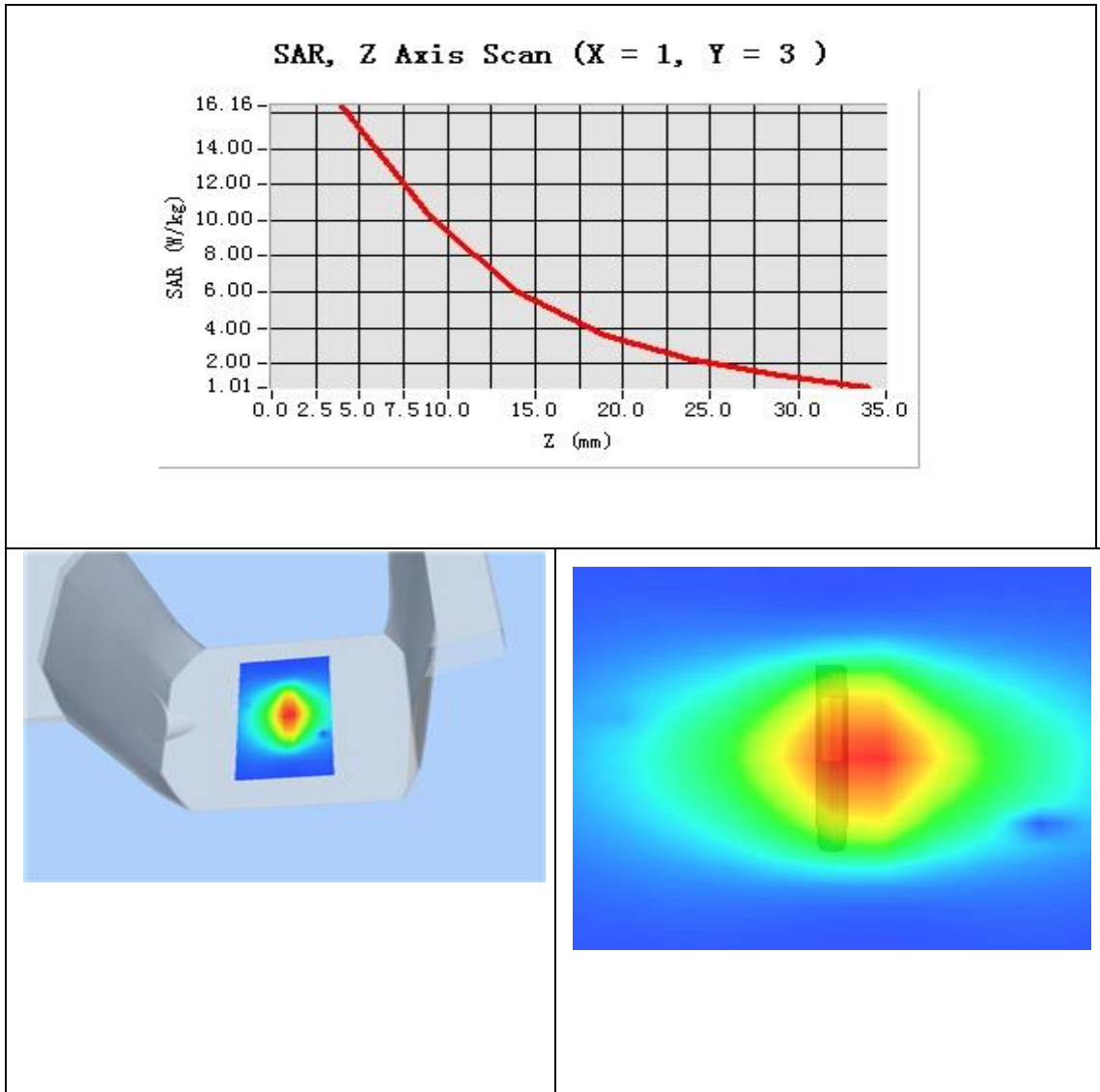


NOTE: This document is issued by MORLAB, the test report shall not be reproduced except in full without prior written permission of the company. The test results apply only to the particular sample(s) tested and to the specific tests carried out which is available on request for validation and information confirmed at our website.

Maximum location: X=1.00, Y=3.00

SAR 10g (W/Kg)	8.551263
SAR 1g (W/Kg)	16.438894

Z Axis Scan



NOTE: This document is issued by MORLAB, the test report shall not be reproduced except in full without prior written permission of the company. The test results apply only to the particular sample(s) tested and to the specific tests carried out which is available on request for validation and information confirmed at our website.



System Performance Check Data(5200MHz Body)

Type: Phone measurement (Complete)
 Area scan resolution: dx=8mm,dy=8mm
 Zoom scan resolution: dx=4mm, dy=4mm, dz=2mm
 Date of measurement: 2017.11.30
 Measurement duration: 13 minutes 27 seconds

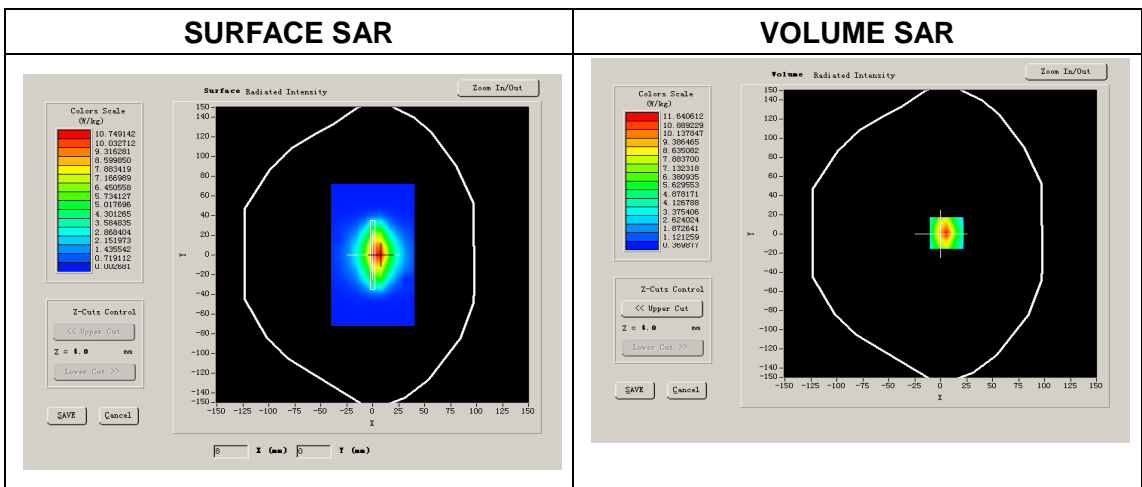
A. Experimental conditions.

Phantom File	surf_sam_plan.txt
Phantom	Validation plane
Device Position	
Band	5200MHz
Channels	
Signal	CW

B. SAR Measurement Results

Band SAR

Frequency (MHz)	5200.000000
Relative permittivity (real part)	49.273014
Conductivity (S/m)	5.543260
Power Drift (%)	2.310000
Ambient Temperature:	22.3°C
Liquid Temperature:	22.8°C
ConvF:	22.11
Crest factor:	1:1

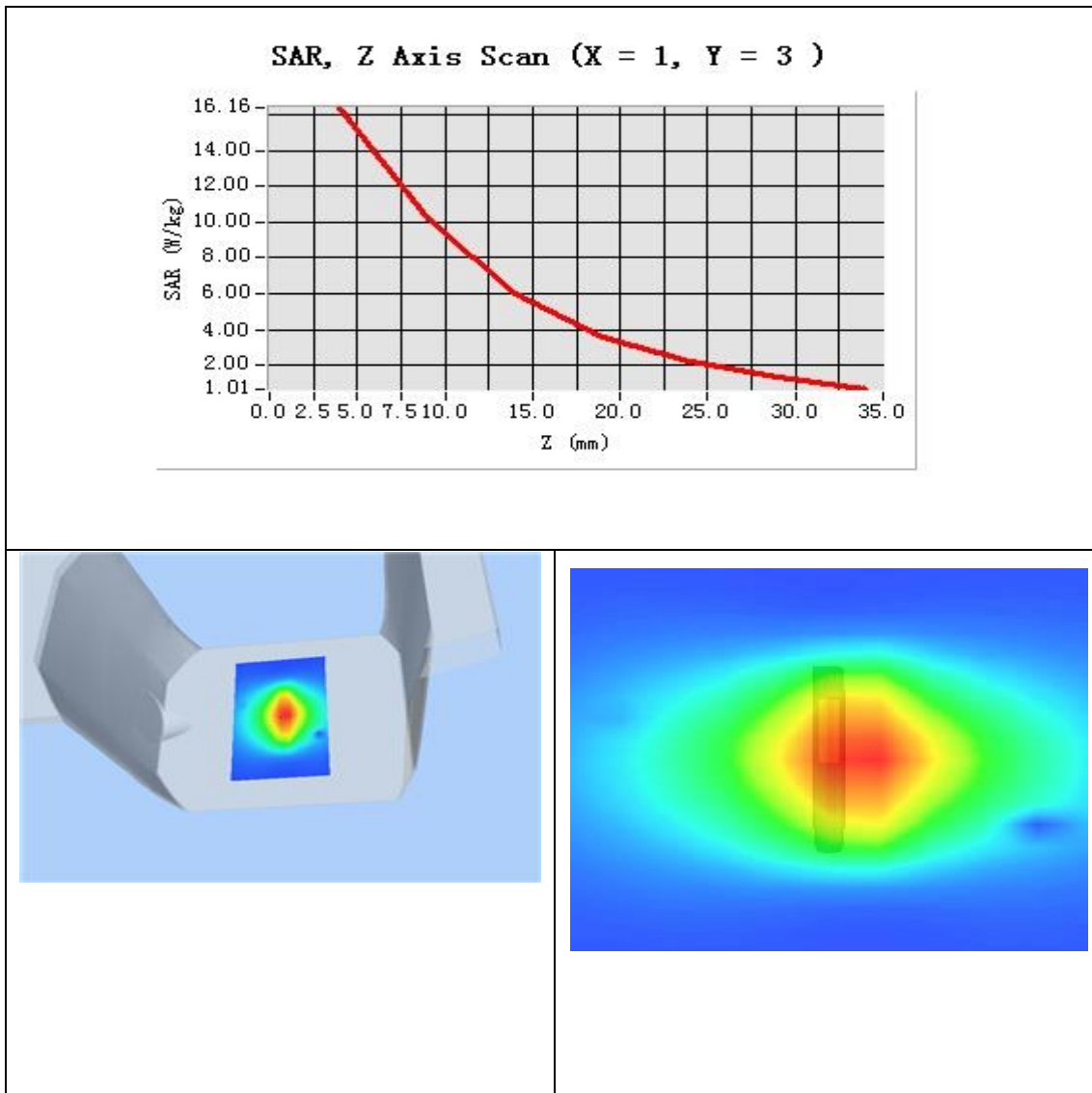


NOTE: This document is issued by MORLAB, the test report shall not be reproduced except in full without prior written permission of the company. The test results apply only to the particular sample(s) tested and to the specific tests carried out which is available on request for validation and information confirmed at our website.

Maximum location: X=1.00, Y=3.00

SAR 10g (W/Kg)	8.024355
SAR 1g (W/Kg)	16.421884

Z Axis Scan



NOTE: This document is issued by MORLAB, the test report shall not be reproduced except in full without prior written permission of the company. The test results apply only to the particular sample(s) tested and to the specific tests carried out which is available on request for validation and information confirmed at our website.

System Performance Check Data(5800MHz Head)

Type: Phone measurement (Complete)

Area scan resolution: dx=8mm,dy=8mm

Zoom scan resolution: dx=4mm, dy=4mm, dz=2mm

Date of measurement: 2017.11.30

Measurement duration: 13 minutes 27 seconds

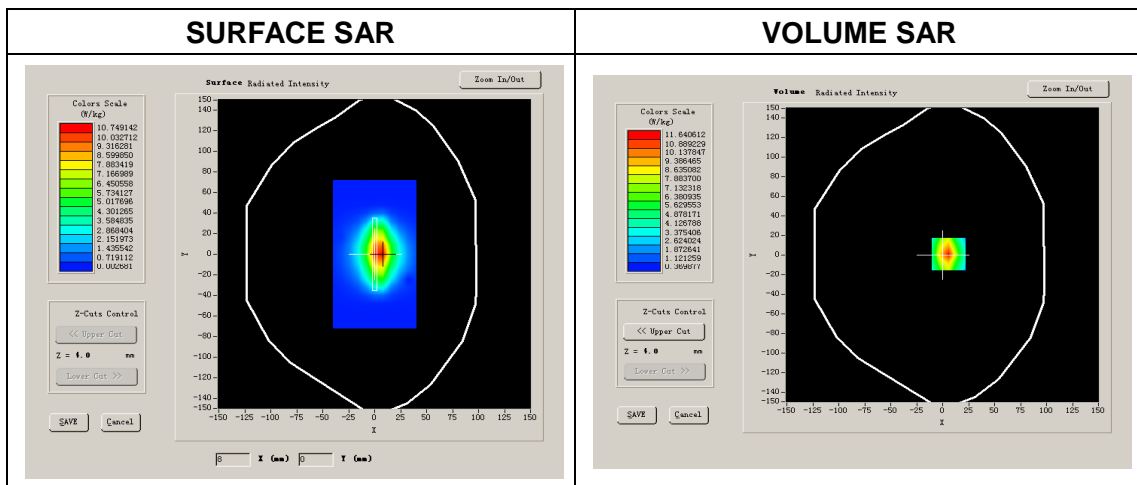
A. Experimental conditions.

Phantom File	surf_sam_plan.txt
Phantom	Validation plane
Device Position	
Band	5800MHz
Channels	
Signal	CW

B. SAR Measurement Results

Band SAR

Frequency (MHz)	5800.000000
Relative permittivity (real part)	35.334675
Conductivity (S/m)	5.310226
Power Drift (%)	1.260000
Ambient Temperature:	22.3°C
Liquid Temperature:	22.8°C
ConvF:	22.42
Crest factor:	1:1

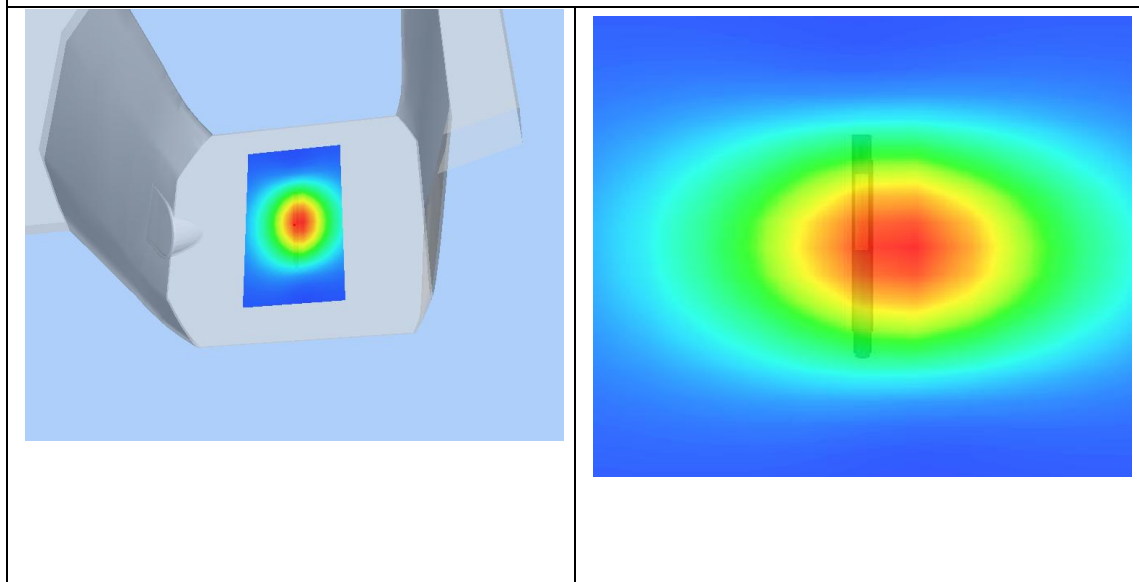
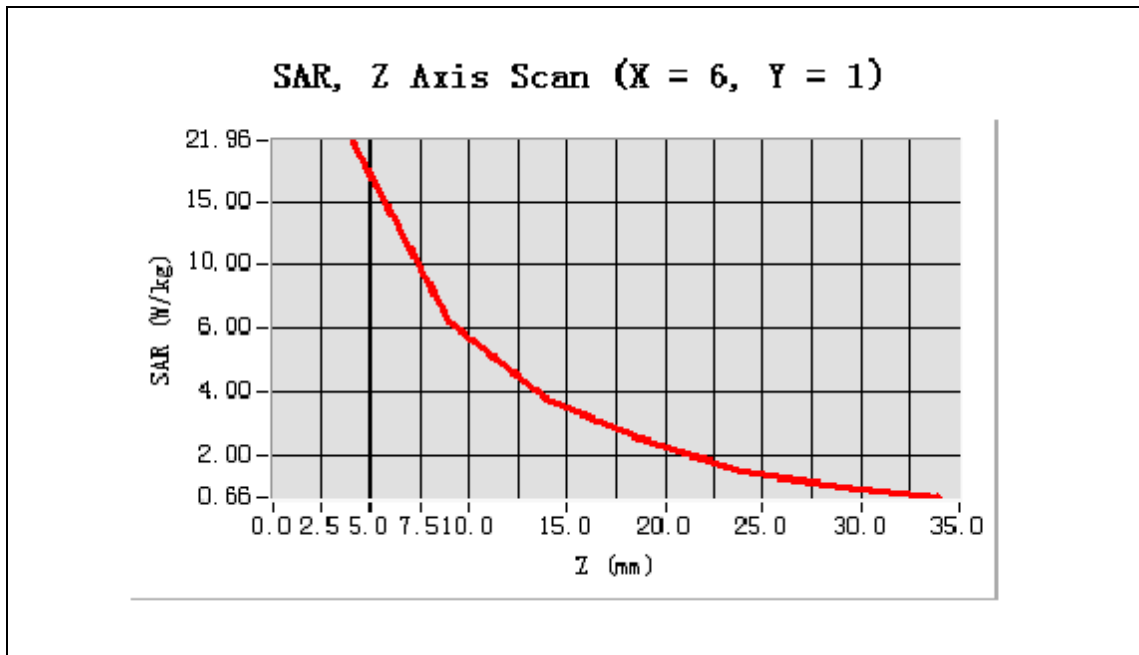


NOTE: This document is issued by MORLAB, the test report shall not be reproduced except in full without prior written permission of the company. The test results apply only to the particular sample(s) tested and to the specific tests carried out which is available on request for validation and information confirmed at our website.

Maximum location: X=-6.00, Y=-1.00

SAR 10g (W/Kg)	9.994412
SAR 1g (W/Kg)	17.751206

Z Axis Scan



NOTE: This document is issued by MORLAB, the test report shall not be reproduced except in full without prior written permission of the company. The test results apply only to the particular sample(s) tested and to the specific tests carried out which is available on request for validation and information confirmed at our website.



System Performance Check Data(5800MHzBody)

Type: Phone measurement (Complete)
 Area scan resolution: dx=8mm,dy=8mm
 Zoom scan resolution: dx=4mm, dy=4mm, dz=2mm
 Date of measurement: 2017.11.30
 Measurement duration: 13 minutes 27 seconds

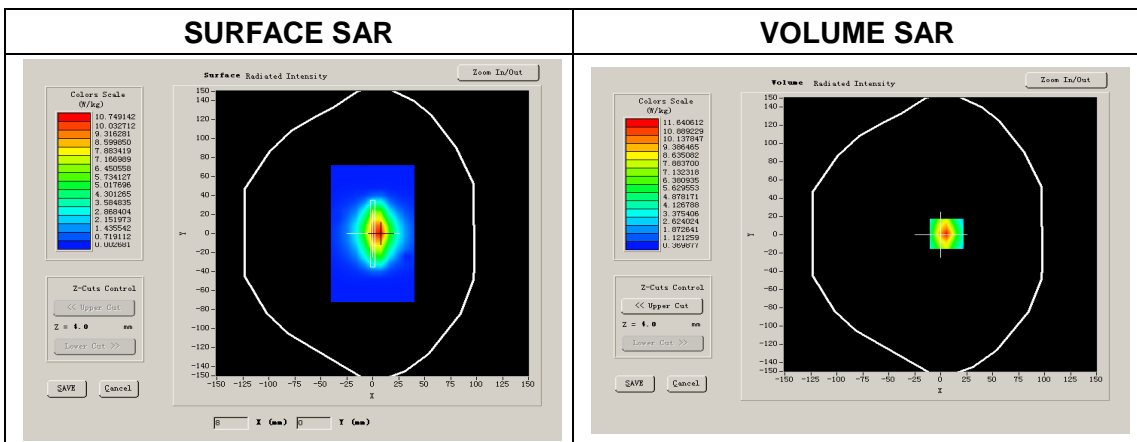
A. Experimental conditions.

Phantom File	surf_sam_plan.txt
Phantom	Validation plane
Device Position	
Band	5800MHz
Channels	
Signal	CW

B. SAR Measurement Results

Band SAR

Frequency (MHz)	5800.000000
Relative permittivity (real part)	48.093428
Conductivity (S/m)	5.930716
Power Drift (%)	1.260000
Ambient Temperature:	22.3°C
Liquid Temperature:	22.8°C
ConvF:	23.02
Crest factor:	1:1

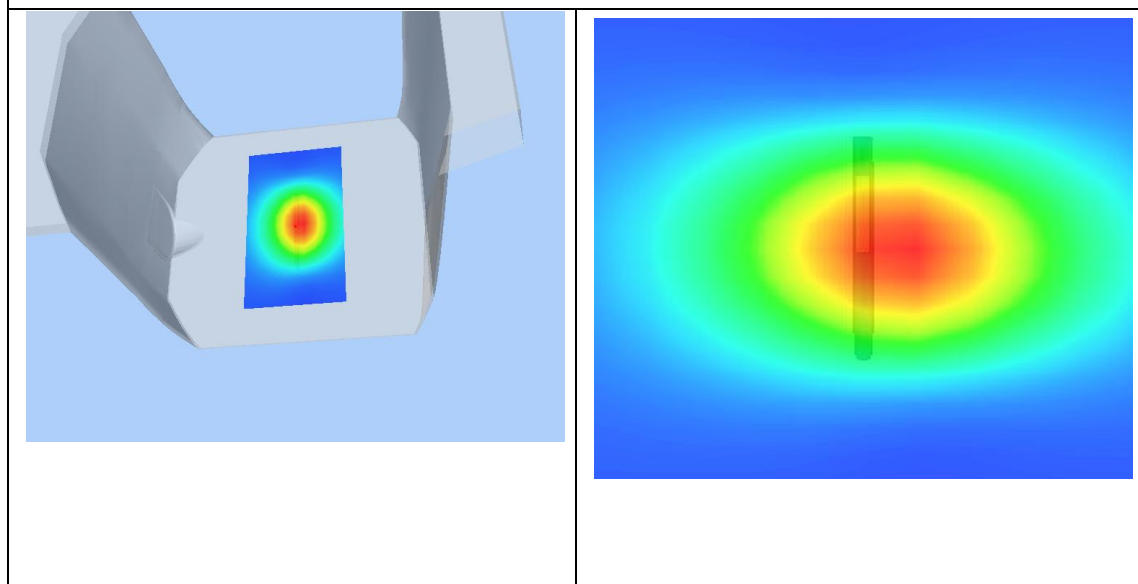
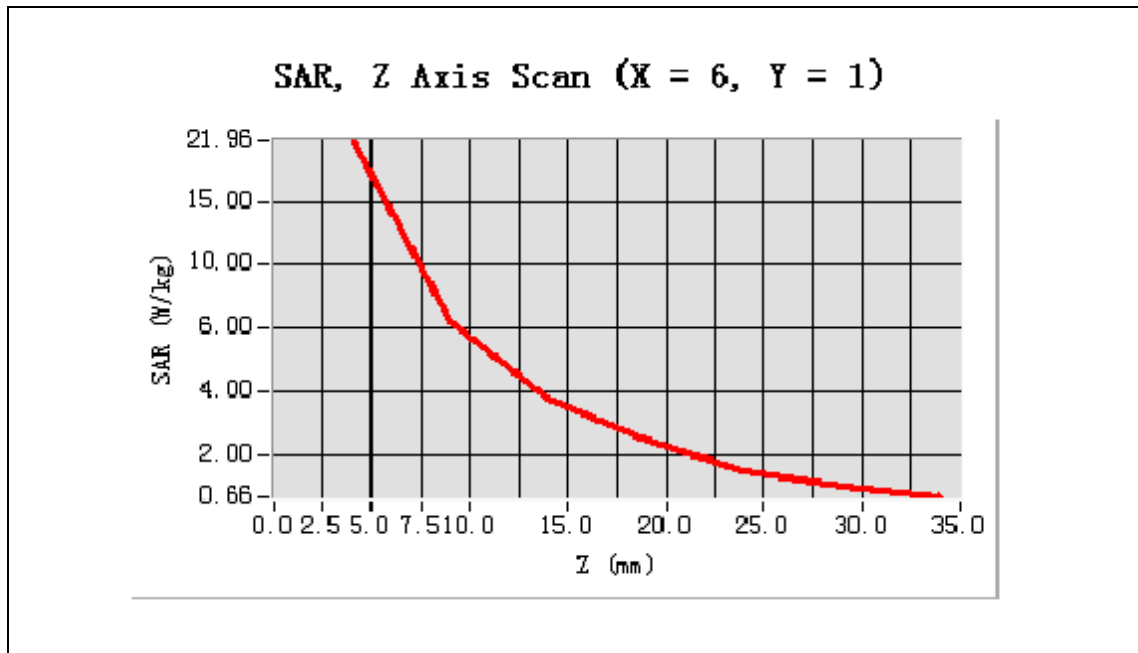


NOTE: This document is issued by MORLAB, the test report shall not be reproduced except in full without prior written permission of the company. The test results apply only to the particular sample(s) tested and to the specific tests carried out which is available on request for validation and information confirmed at our website.

Maximum location: X=-6.00, Y=-1.00

SAR 10g (W/Kg)	9.782634
SAR 1g (W/Kg)	17.663901

Z Axis Scan



NOTE: This document is issued by MORLAB, the test report shall not be reproduced except in full without prior written permission of the company. The test results apply only to the particular sample(s) tested and to the specific tests carried out which is available on request for validation and information confirmed at our website.