

FCC Part 15 & 22 & 24 & 27 Test Setup Photo

Description: Front view of Conducted Emission Test Setup




Description: Back view of Conducted Emission Test Setup




Description: Radiated Emission Test Setup for 9kHz ~ 30MHz




Description: Radiated Emission Test Setup for 30MHz ~ 1GHz



Description: Radiated Emission Test Setup for 1GHz ~ 18GHz



Description: Radiated Emission Test Setup for 18GHz ~ 40GHz



Note: For Radiated Emission, the edge of test table align with the center of turn table.

Description: DFS Test Setup

