

Annex A.7. Field Strength of Spurious Radiation

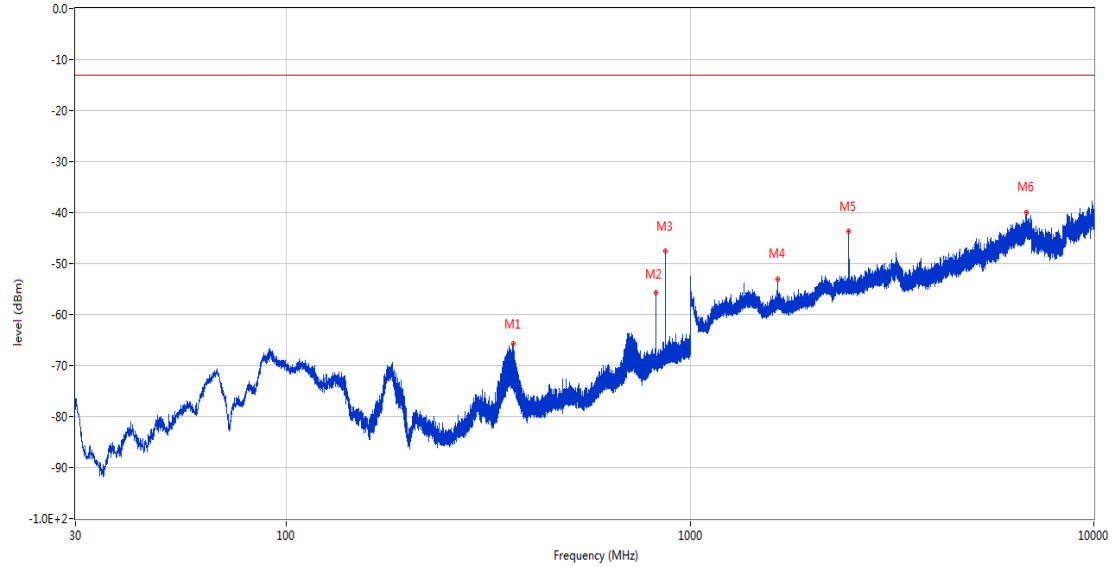
GSM

1 GSM 850

1.1 GSM 850 Low Channel

RSE-H&V GSM 850 CH128

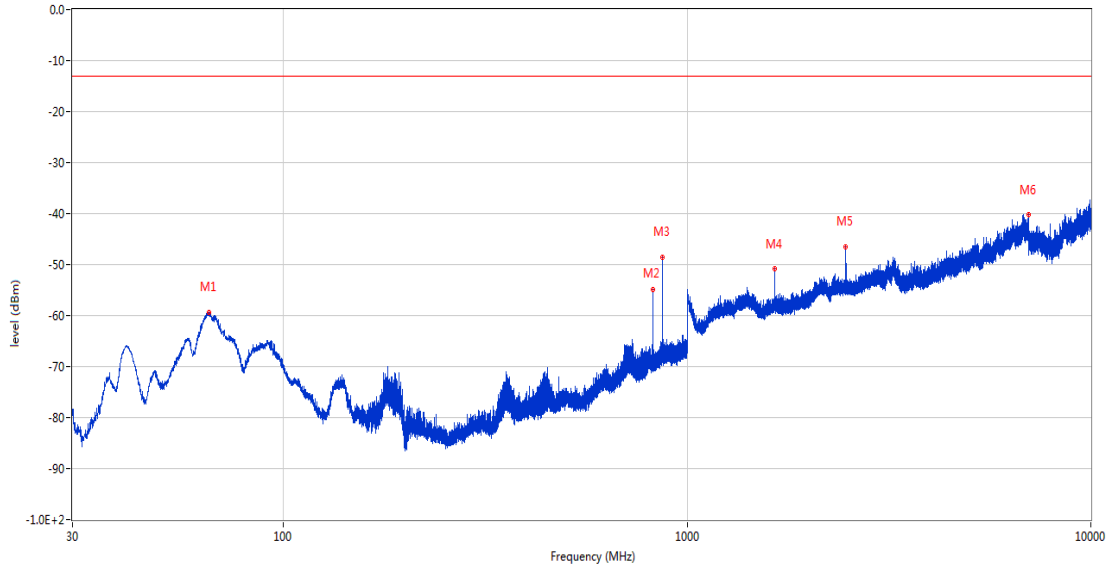
RSE (RF) _FCC PART22&24&27_GSM 850 & CDMA BC0 & WCDMA Band5 & LTE Band 5 & 26_814-849_30MHz-10GHz



Frequency (MHz)	Result (dBm)	Factor (dB)	PK Limit (dBm)	Over Limit (dB)	Table (o)	ANT	EUT	Verdict
364.795	-65.70	-12.59	-13.0	-52.70	314.00	Horizontal	Vertical	Pass
824.188	-55.69	2.01	-13.0	-42.69	322.00	Horizontal	Vertical	N/A
869.244	-47.50	2.21	-13.0	-34.50	22.00	Horizontal	Vertical	N/A
1648.100	-53.16	-4.27	-13.0	-40.16	65.00	Horizontal	Vertical	Pass
2473.100	-43.76	-0.25	-13.0	-30.76	11.00	Horizontal	Vertical	Pass
6812.600	-40.08	13.16	-13.0	-27.08	206.00	Horizontal	Vertical	Pass

RSE-V&V GSM 850 CH128

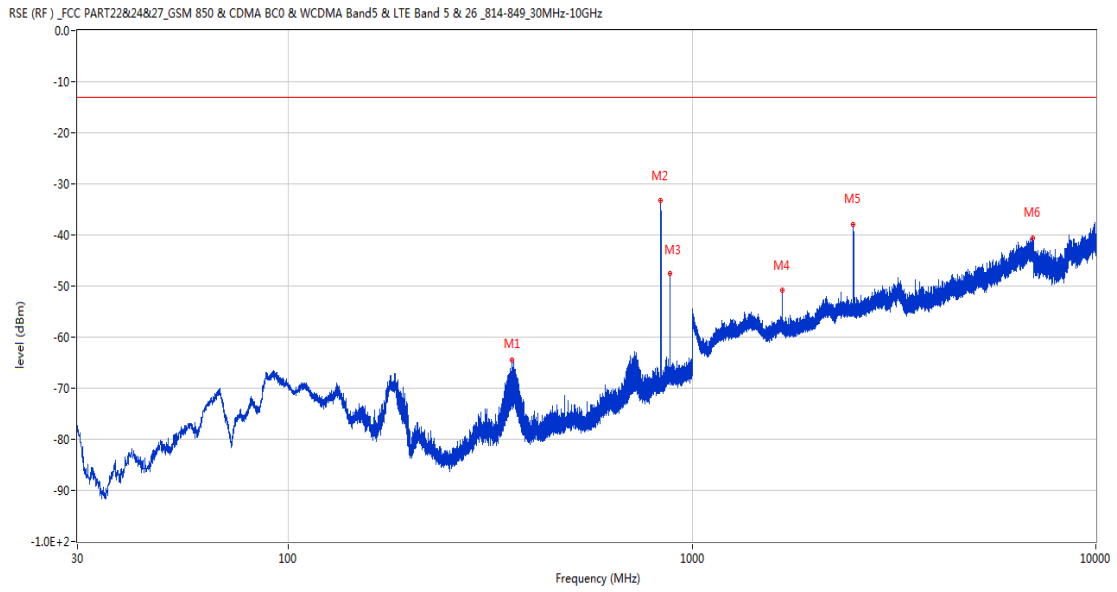
RSE (RF) _FCC PART22&24&27_GSM 850 & CDMA BC0 & WCDMA Band5 & LTE Band 5 & 26 _814-849_30MHz-10GHz



Frequency (MHz)	Result (dBm)	Factor (dB)	PK Limit (dBm)	Over Limit (dB)	Table (o)	ANT	EUT	Verdict
65.211	-59.37	-17.08	-13.0	-46.37	323.00	Vertical	Vertical	Pass
824.188	-54.99	2.01	-13.0	-41.99	92.00	Vertical	Vertical	N/A
869.196	-48.67	2.21	-13.0	-35.67	255.00	Vertical	Vertical	N/A
1648.700	-50.84	-4.26	-13.0	-37.84	229.00	Vertical	Vertical	Pass
2473.000	-46.58	-0.26	-13.0	-33.58	110.00	Vertical	Vertical	Pass
6998.000	-40.22	13.96	-13.0	-27.22	312.00	Vertical	Vertical	Pass

1.2 GSM 850 Middle Channel

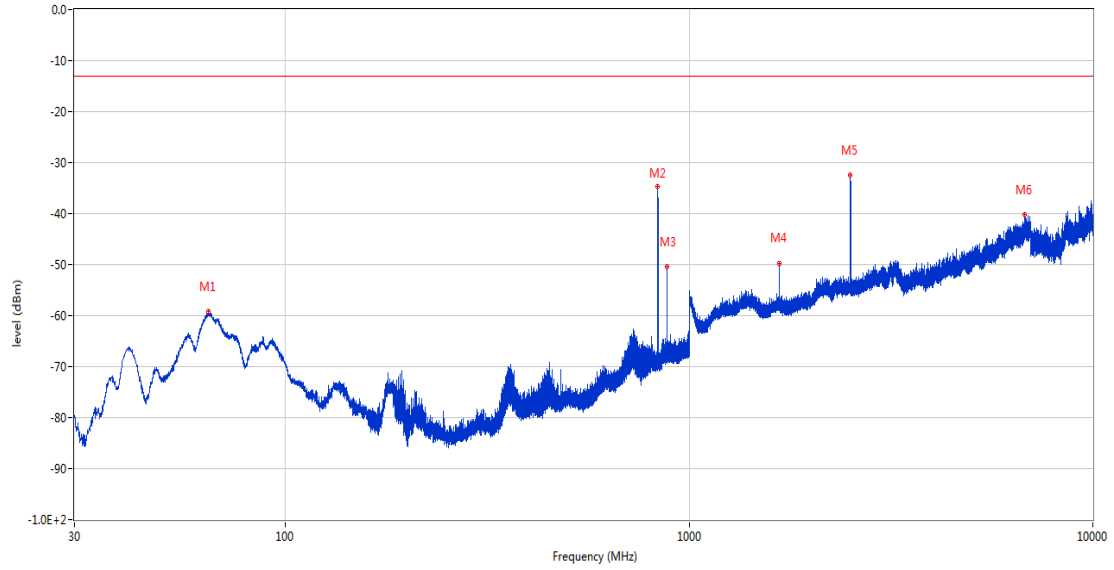
RSE-H&V GSM 850 CH190



Frequency (MHz)	Result (dBm)	Factor (dB)	PK Limit (dBm)	Over Limit (dB)	Table (o)	ANT	EUT	Verdict
358.394	-64.41	-12.66	-13.0	-51.41	0.00	Horizontal	Vertical	Pass
836.604	-33.29	2.18	-13.0	-20.29	303.00	Horizontal	Vertical	N/A
881.612	-47.61	2.73	-13.0	-34.61	159.00	Horizontal	Vertical	N/A
1673.500	-50.91	-4.46	-13.0	-37.91	222.00	Horizontal	Vertical	Pass
2509.800	-37.95	-0.11	-13.0	-24.95	39.00	Horizontal	Vertical	Pass
6992.200	-40.70	13.92	-13.0	-27.70	19.00	Horizontal	Vertical	Pass

RSE-V&V GSM 850 CH190

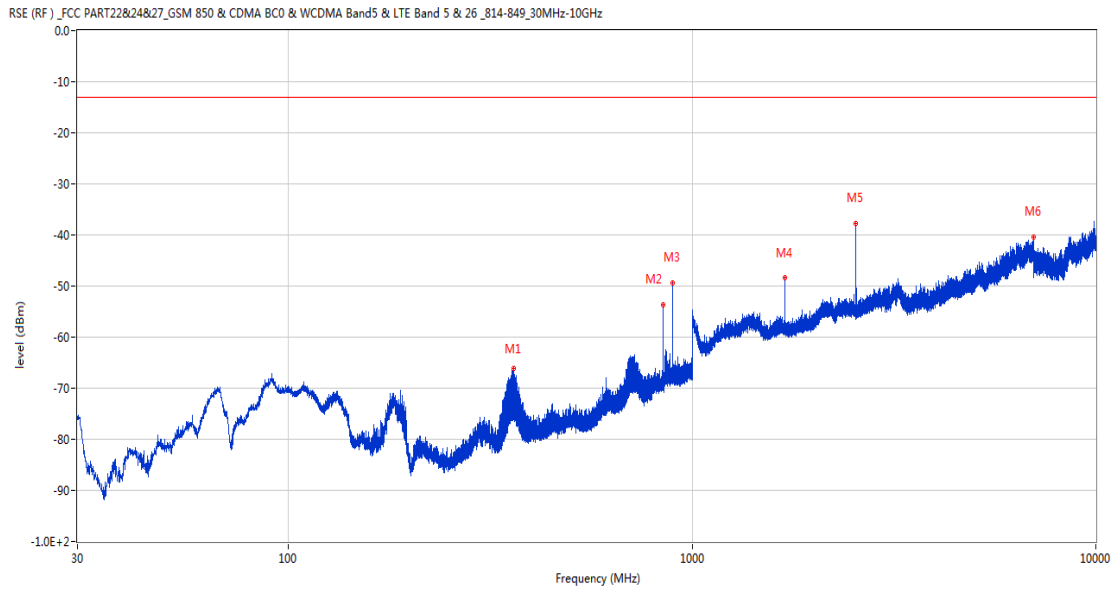
RSE (RF) _FCC PART22&24&27_GSM 850 & CDMA BC0 & WCDMA Band5 & LTE Band 5 & 26 _814-849_30MHz-10GHz



Frequency (MHz)	Result (dBm)	Factor (dB)	PK Limit (dBm)	Over Limit (dB)	Table (o)	ANT	EUT	Verdict
64.483	-59.26	-16.92	-13.0	-46.26	299.00	Vertical	Vertical	Pass
836.604	-34.74	2.18	-13.0	-21.74	109.00	Vertical	Vertical	N/A
881.660	-50.42	2.74	-13.0	-37.42	208.00	Vertical	Vertical	N/A
1673.100	-49.84	-4.47	-13.0	-36.84	312.00	Vertical	Vertical	Pass
2510.100	-32.55	-0.11	-13.0	-19.55	360.00	Vertical	Vertical	Pass
6767.400	-40.16	12.51	-13.0	-27.16	83.00	Vertical	Vertical	Pass

1.3 GSM 850 High Channel

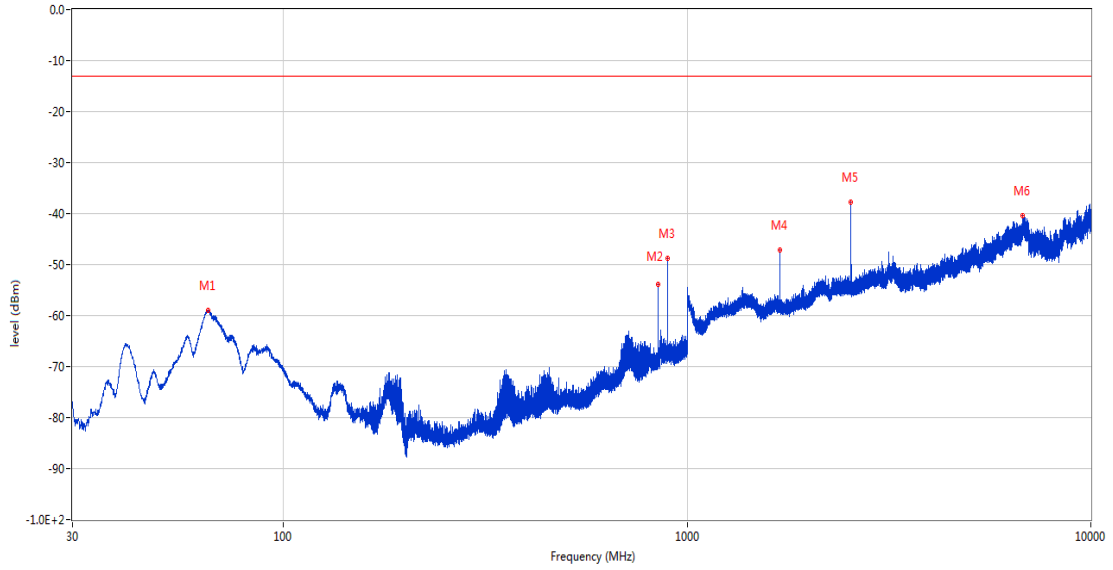
RSE-H&V GSM 850 CH251



Frequency (MHz)	Result (dBm)	Factor (dB)	PK Limit (dBm)	Over Limit (dB)	Table (o)	ANT	EUT	Verdict
360.527	-66.15	-12.71	-13.0	-53.15	342.00	Horizontal	Vertical	Pass
848.729	-53.70	2.29	-13.0	-40.70	241.00	Horizontal	Vertical	N/A
893.737	-49.47	2.49	-13.0	-36.47	163.00	Horizontal	Vertical	N/A
1697.600	-48.43	-4.83	-13.0	-35.43	319.00	Horizontal	Vertical	Pass
2546.500	-37.79	-0.22	-13.0	-24.79	34.00	Horizontal	Vertical	Pass
6997.400	-40.33	13.94	-13.0	-27.33	30.00	Horizontal	Vertical	Pass

RSE-V&V GSM 850 CH251

RSE (RF) _FCC PART22&24&27_GSM 850 & CDMA BC0 & WCDMA Band5 & LTE Band 5 & 26 _814-849_30MHz-10GHz

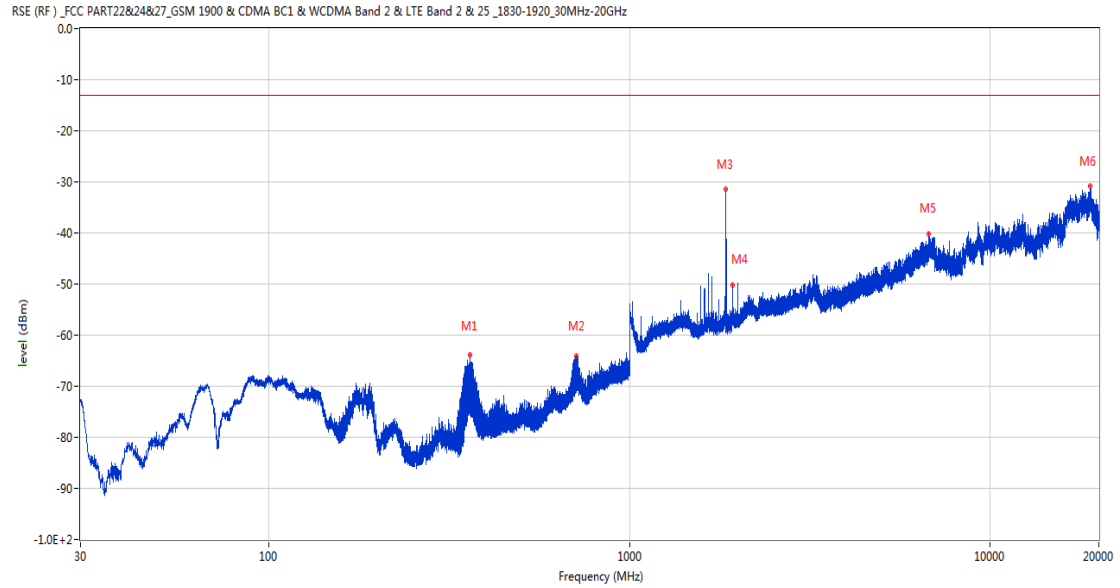


Frequency (MHz)	Result (dBm)	Factor (dB)	PK Limit (dBm)	Over Limit (dB)	Table (o)	ANT	EUT	Verdict
64.871	-59.03	-17.01	-13.0	-46.03	305.00	Vertical	Vertical	Pass
848.729	-53.83	2.29	-13.0	-40.83	251.00	Vertical	Vertical	N/A
893.785	-48.73	2.49	-13.0	-35.73	228.00	Vertical	Vertical	N/A
1697.800	-47.09	-4.85	-13.0	-34.09	309.00	Vertical	Vertical	Pass
2546.700	-37.80	-0.22	-13.0	-24.80	7.00	Vertical	Vertical	Pass
6772.400	-40.36	12.75	-13.0	-27.36	307.00	Vertical	Vertical	Pass

2 GSM 1900

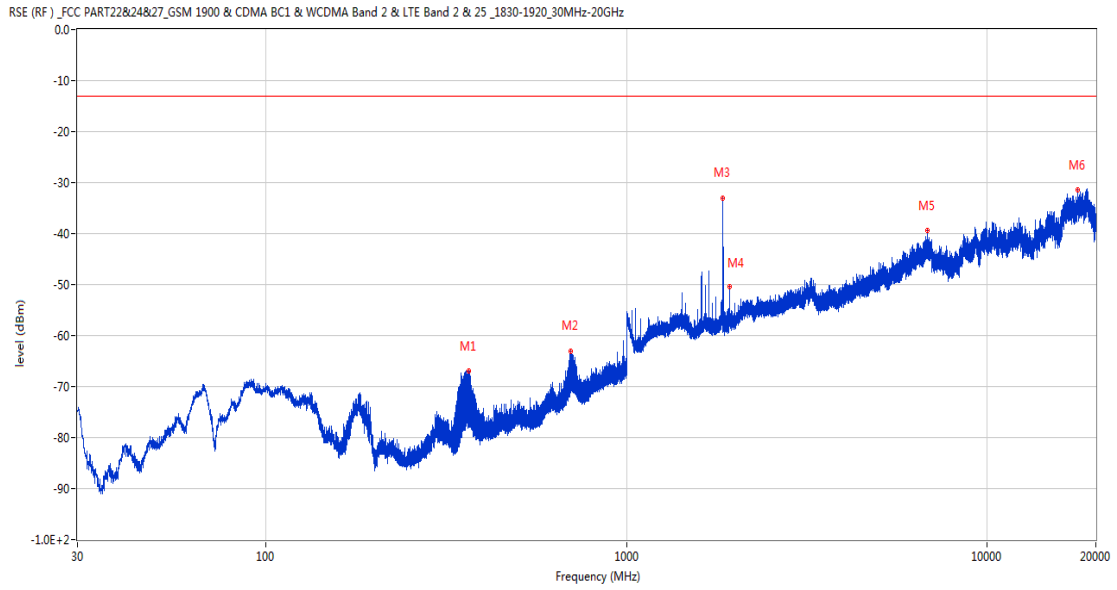
2.1 GSM 1900 Low Channel

RSE-H&H GSM 1900 CH512



Frequency (MHz)	Result (dBm)	Factor (dB)	PK Limit (dBm)	Over Limit (dB)	Table (o)	ANT	EUT	Verdict
360.527	-63.81	-12.98	-13.0	-50.81	351.00	Horizontal	Horizontal	Pass
711.474	-64.12	-0.79	-13.0	-51.12	351.00	Horizontal	Horizontal	Pass
1850.300	-31.36	-2.89	-13.0	-18.36	203.00	Horizontal	Horizontal	N/A
1930.400	-50.29	-2.74	-13.0	-37.29	164.00	Horizontal	Horizontal	N/A
6755.200	-40.27	12.35	-13.0	-27.27	204.00	Horizontal	Horizontal	Pass
18916.850	-30.90	25.08	-13.0	-17.90	238.00	Horizontal	Horizontal	Pass

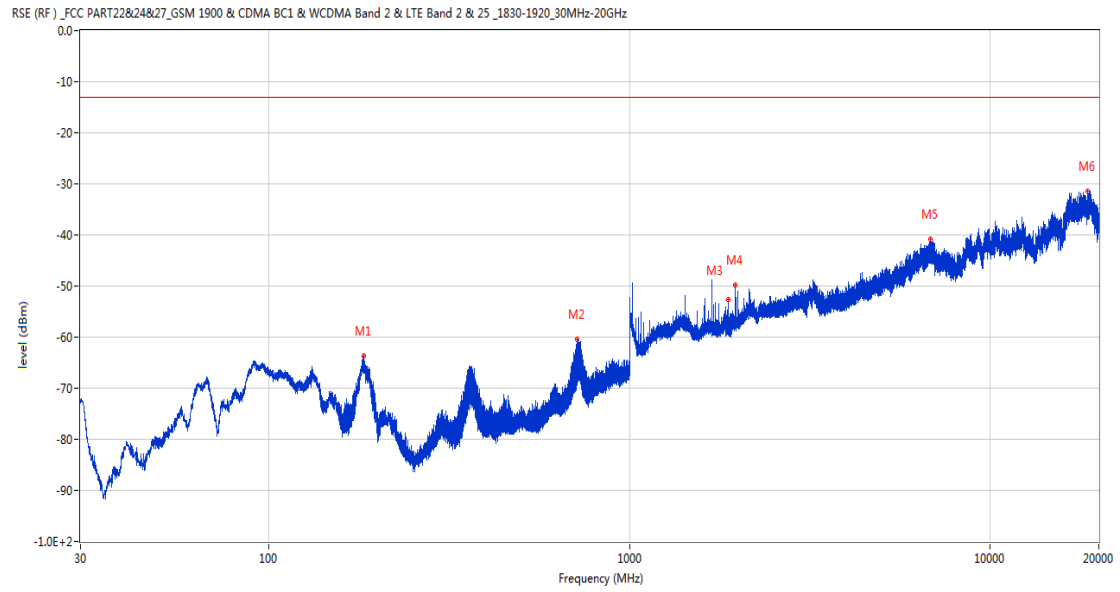
RSE-H&V GSM 1900 CH512



Frequency (MHz)	Result (dBm)	Factor (dB)	PK Limit (dBm)	Over Limit (dB)	Table (o)	ANT	EUT	Verdict
365.862	-67.03	-12.75	-13.0	-54.03	359.00	Horizontal	Vertical	Pass
699.737	-63.02	-0.80	-13.0	-50.02	0.00	Horizontal	Vertical	Pass
1850.300	-33.10	-2.89	-13.0	-20.10	22.00	Horizontal	Vertical	N/A
1930.700	-50.31	-2.84	-13.0	-37.31	187.00	Horizontal	Vertical	N/A
6815.400	-39.40	13.12	-13.0	-26.40	176.00	Horizontal	Vertical	Pass
17851.099	-31.35	25.42	-13.0	-18.35	13.00	Horizontal	Vertical	Pass

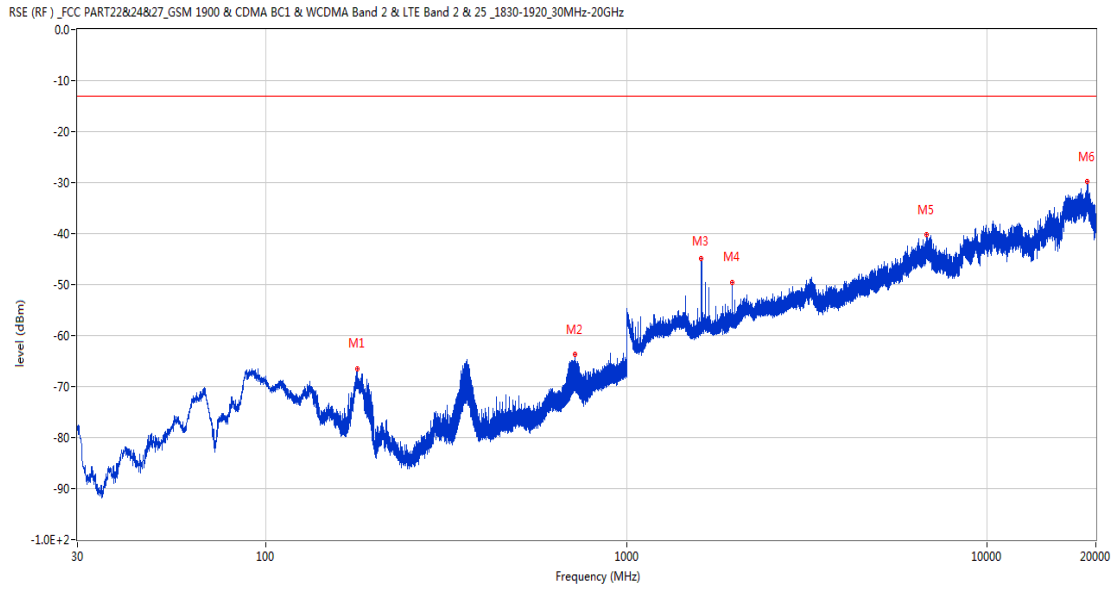
2.2 GSM 1900 Middle Channel

RSE-H&H GSM 1900 CH661



Frequency (MHz)	Result (dBm)	Factor (dB)	PK Limit (dBm)	Over Limit (dB)	Table (o)	ANT	EUT	Verdict
182.920	-63.71	-15.37	-13.0	-50.71	359.00	Horizontal	Horizontal	Pass
715.742	-60.47	-0.87	-13.0	-47.47	315.00	Horizontal	Horizontal	Pass
1880.200	-52.64	-2.59	-13.0	-39.64	199.00	Horizontal	Horizontal	N/A
1960.200	-49.83	-3.60	-13.0	-36.83	222.00	Horizontal	Horizontal	N/A
6815.600	-40.76	13.12	-13.0	-27.76	343.00	Horizontal	Horizontal	Pass
18619.238	-31.39	25.25	-13.0	-18.39	51.00	Horizontal	Horizontal	Pass

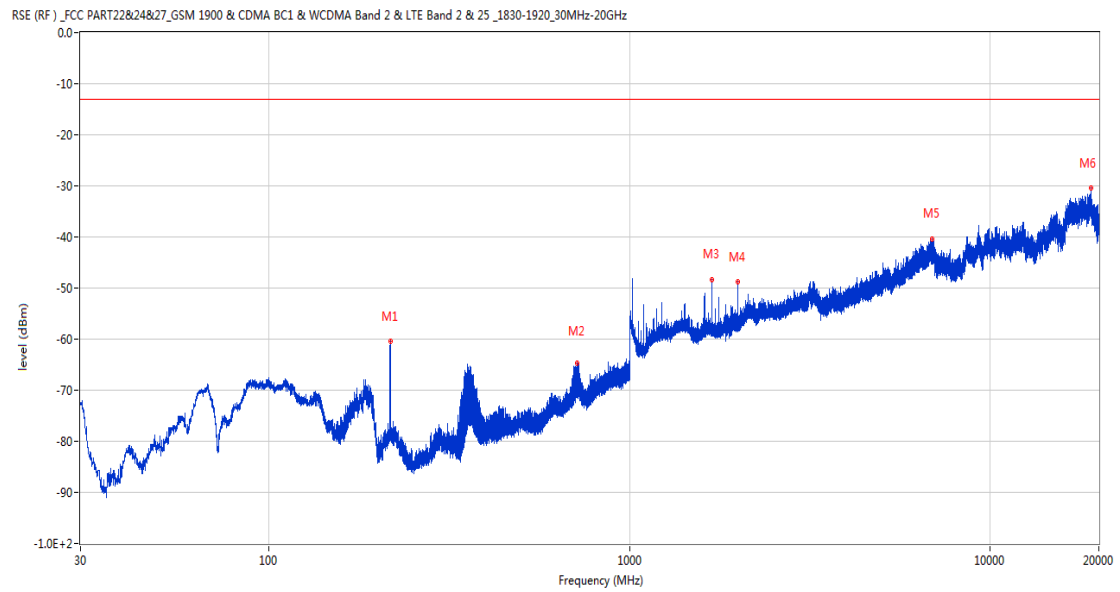
RSE-H&V GSM 1900 CH661



Frequency (MHz)	Result (dBm)	Factor (dB)	PK Limit (dBm)	Over Limit (dB)	Table (o)	ANT	EUT	Verdict
179.380	-66.63	-15.06	-13.0	-53.63	256.00	Horizontal	Vertical	Pass
718.894	-63.75	-0.91	-13.0	-50.75	200.00	Horizontal	Vertical	Pass
1612.800	-44.94	-4.86	-13.0	-31.94	322.00	Horizontal	Vertical	Pass
1960.100	-49.58	-3.59	-13.0	-36.58	195.00	Horizontal	Vertical	N/A
6791.400	-40.30	12.93	-13.0	-27.30	81.00	Horizontal	Vertical	Pass
18934.249	-29.83	25.07	-13.0	-16.83	240.00	Horizontal	Vertical	Pass

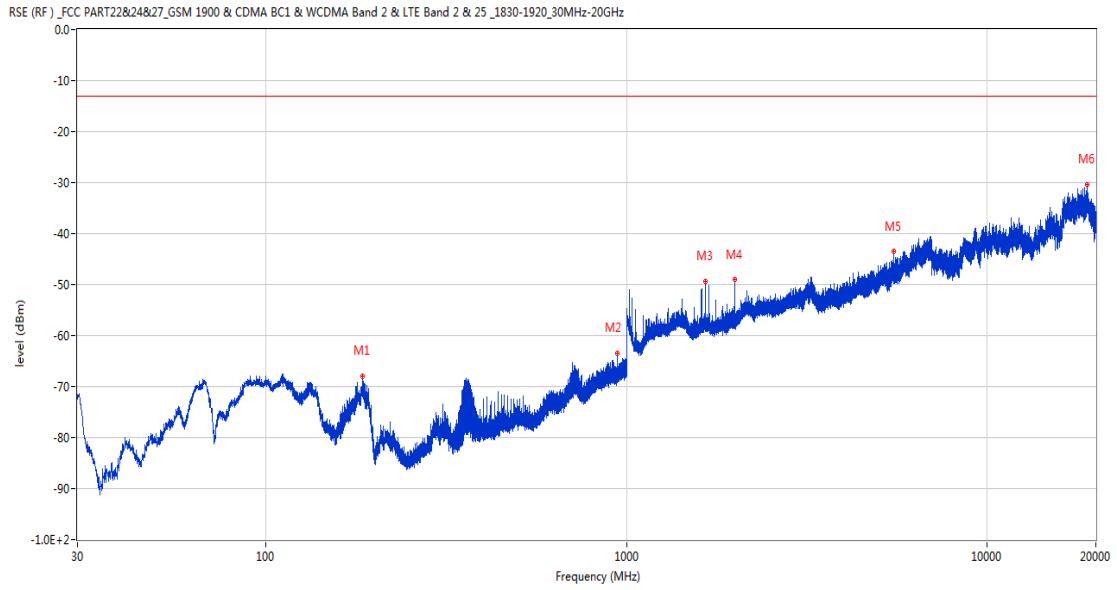
2.3 GSM 1900 High Channel

RSE-H&H GSM 1900 CH810



Frequency (MHz)	Result (dBm)	Factor (dB)	PK Limit (dBm)	Over Limit (dB)	Table (o)	ANT	EUT	Verdict
216.919	-60.49	-15.20	-13.0	-47.49	240.00	Horizontal	Horizontal	Pass
716.808	-64.68	-0.90	-13.0	-51.68	105.00	Horizontal	Horizontal	Pass
1689.500	-48.46	-4.62	-13.0	-35.46	186.00	Horizontal	Horizontal	Pass
1989.900	-48.68	-3.65	-13.0	-35.68	214.00	Horizontal	Horizontal	N/A
6889.800	-40.38	12.15	-13.0	-27.38	152.00	Horizontal	Horizontal	Pass
19048.073	-30.49	25.01	-13.0	-17.49	140.00	Horizontal	Horizontal	Pass

RSE-H&V GSM 1900 CH810

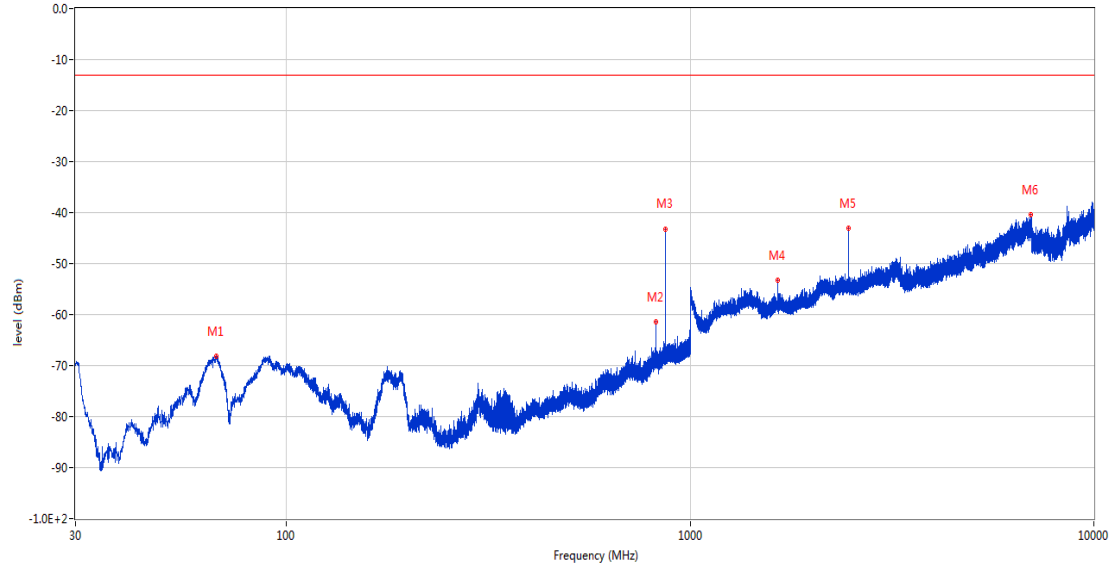


Frequency (MHz)	Result (dBm)	Factor (dB)	PK Limit (dBm)	Over Limit (dB)	Table (o)	ANT	EUT	Verdict
184.861	-67.94	-15.61	-13.0	-54.94	304.00	Horizontal	Vertical	Pass
940.684	-63.51	2.50	-13.0	-50.51	290.00	Horizontal	Vertical	Pass
1651.700	-49.45	-4.35	-13.0	-36.45	199.00	Horizontal	Vertical	Pass
1990.100	-49.08	-3.64	-13.0	-36.08	227.00	Horizontal	Vertical	N/A
5492.600	-43.54	8.80	-13.0	-30.54	92.00	Horizontal	Vertical	Pass
18932.437	-30.47	25.07	-13.0	-17.47	265.00	Horizontal	Vertical	Pass

EGPRS
 3 EGPRS 850
 3.1 EGPRS 850 Low Channel

RSE-H&V EGPRS 850 CH128

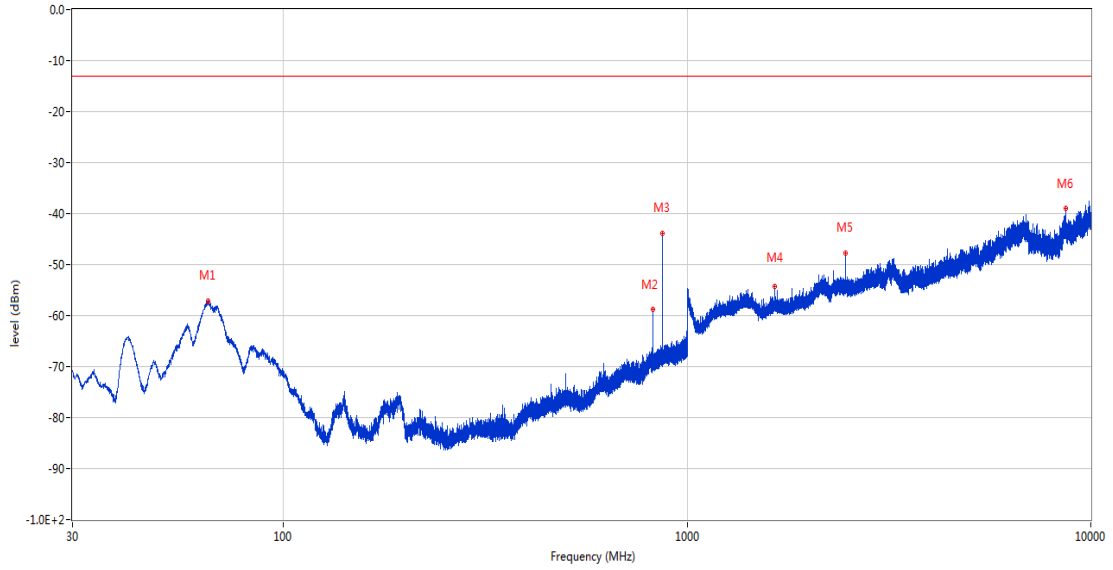
RSE (RF) _FCC PART22&24&27_GSM 850 & CDMA BC0 & WCDMA Band5 & LTE Band 5 & 26_814-849_30MHz-10GHz



Frequency (MHz)	Result (dBm)	Factor (dB)	PK Limit (dBm)	Over Limit (dB)	Table (o)	ANT	EUT	Verdict
67.054	-68.20	-16.98	-13.0	-55.20	359.00	Horizontal	Vertical	Pass
824.139	-61.41	2.01	-13.0	-48.41	315.00	Horizontal	Vertical	N/A
869.196	-43.20	2.21	-13.0	-30.20	85.00	Horizontal	Vertical	N/A
1648.500	-53.26	-4.26	-13.0	-40.26	6.00	Horizontal	Vertical	Pass
2472.900	-43.12	-0.26	-13.0	-30.12	325.00	Horizontal	Vertical	Pass
6994.600	-40.42	13.85	-13.0	-27.42	60.00	Horizontal	Vertical	Pass

RSE-V&V EGPRS 850 CH128

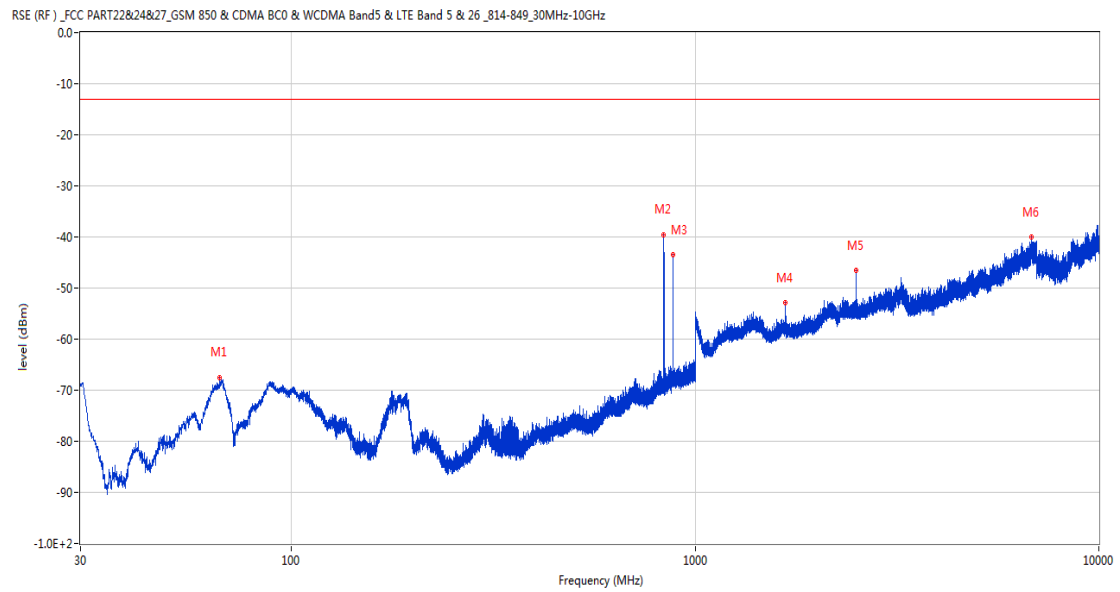
RSE (RF) _FCC PART22&24&27_GSM 850 & CDMA BC0 & WCDMA Band5 & LTE Band 5 & 26 _814-849_30MHz-10GHz



Frequency (MHz)	Result (dBm)	Factor (dB)	PK Limit (dBm)	Over Limit (dB)	Table (o)	ANT	EUT	Verdict
65.114	-57.22	-17.06	-13.0	-44.22	332.00	Vertical	Vertical	Pass
824.188	-58.79	2.01	-13.0	-45.79	89.00	Vertical	Vertical	N/A
869.147	-43.80	2.21	-13.0	-30.80	213.00	Vertical	Vertical	N/A
1648.600	-54.38	-4.26	-13.0	-41.38	306.00	Vertical	Vertical	Pass
2472.600	-47.84	-0.28	-13.0	-34.84	360.00	Vertical	Vertical	Pass
8650.750	-38.93	14.90	-13.0	-25.93	13.00	Vertical	Vertical	Pass

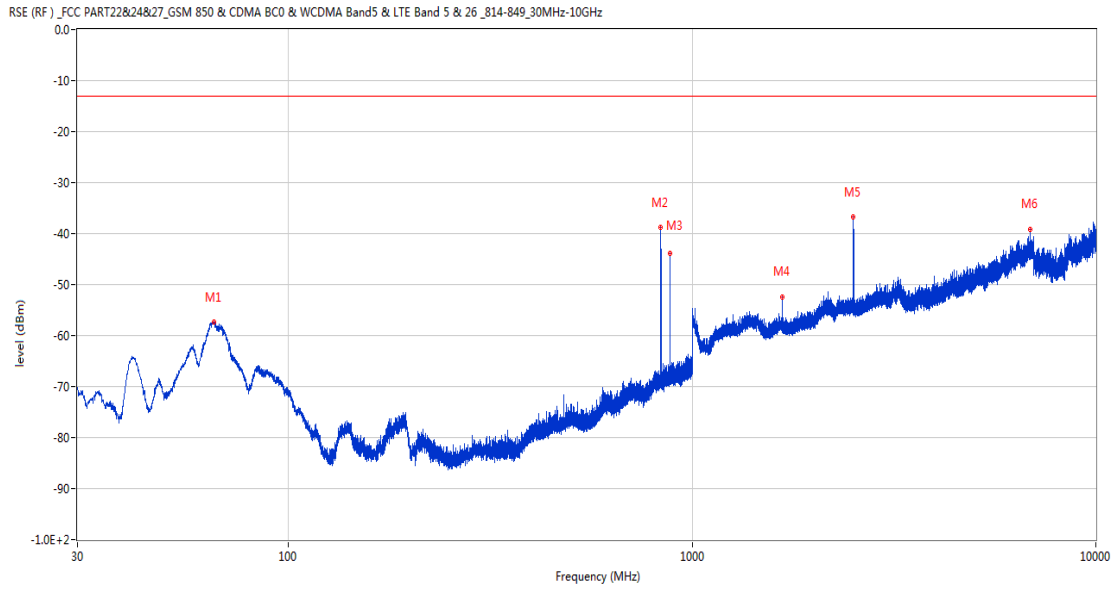
3.2 EGPRS 850 Middle Channel

RSE-H&V EGPRS 850 CH190



Frequency (MHz)	Result (dBm)	Factor (dB)	PK Limit (dBm)	Over Limit (dB)	Table (o)	ANT	EUT	Verdict
66.424	-67.65	-17.14	-13.0	-54.65	343.00	Horizontal	Vertical	Pass
836.555	-39.60	2.18	-13.0	-26.60	207.00	Horizontal	Vertical	N/A
881.612	-43.57	2.73	-13.0	-30.57	87.00	Horizontal	Vertical	N/A
1673.500	-52.83	-4.46	-13.0	-39.83	354.00	Horizontal	Vertical	Pass
2509.900	-46.63	-0.11	-13.0	-33.63	0.00	Horizontal	Vertical	Pass
6807.400	-39.98	13.09	-13.0	-26.98	127.00	Horizontal	Vertical	Pass

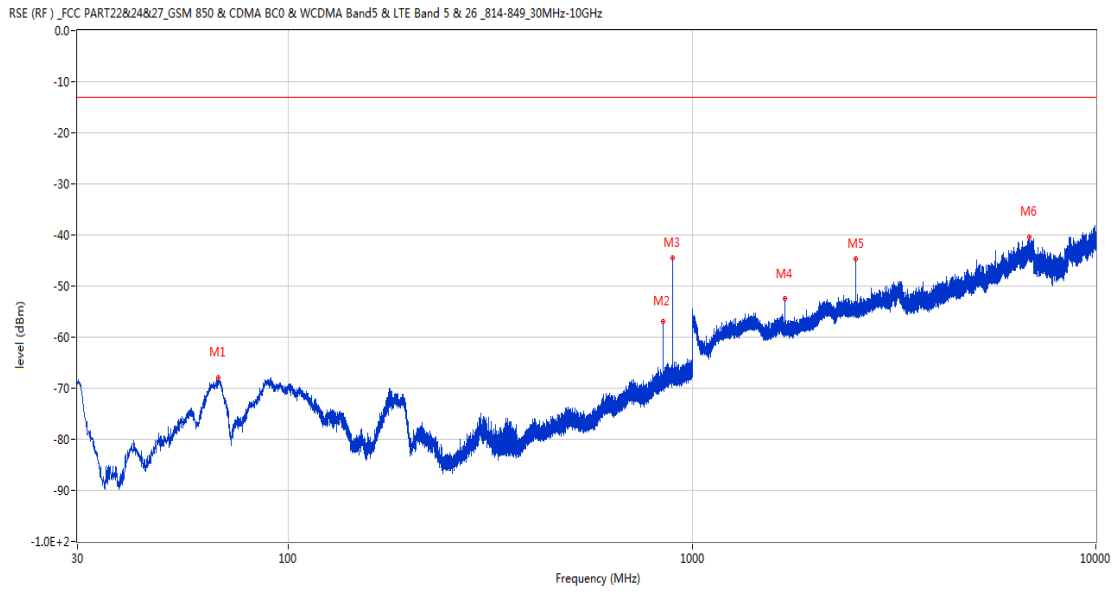
RSE-V&V EGPRS 850 CH190



Frequency (MHz)	Result (dBm)	Factor (dB)	PK Limit (dBm)	Over Limit (dB)	Table (o)	ANT	EUT	Verdict
65.260	-57.31	-17.09	-13.0	-44.31	322.00	Vertical	Vertical	Pass
836.604	-38.71	2.18	-13.0	-25.71	103.00	Vertical	Vertical	N/A
881.660	-43.81	2.74	-13.0	-30.81	218.00	Vertical	Vertical	N/A
1673.600	-52.43	-4.46	-13.0	-39.43	360.00	Vertical	Vertical	Pass
2510.000	-36.83	-0.11	-13.0	-23.83	350.00	Vertical	Vertical	Pass
6890.400	-39.16	12.12	-13.0	-26.16	265.00	Vertical	Vertical	Pass

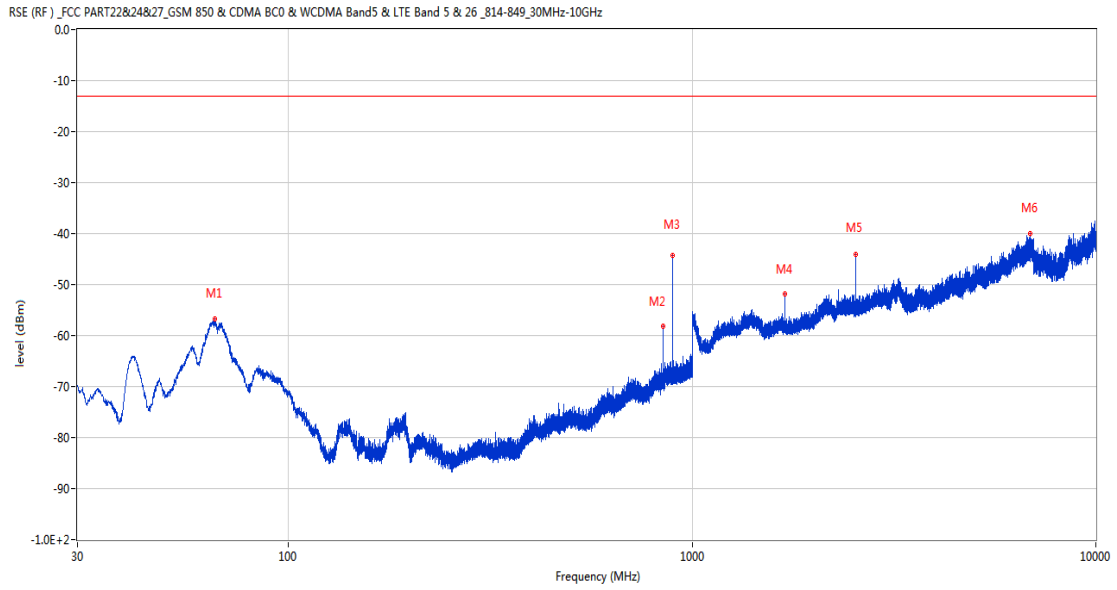
3.3 EGPRS 850 High Channel

RSE-H&V EGPRS 850 CH251



Frequency (MHz)	Result (dBm)	Factor (dB)	PK Limit (dBm)	Over Limit (dB)	Table (o)	ANT	EUT	Verdict
66.811	-68.03	-17.04	-13.0	-55.03	0.00	Horizontal	Vertical	Pass
848.729	-56.89	2.29	-13.0	-43.89	209.00	Horizontal	Vertical	N/A
893.785	-44.46	2.49	-13.0	-31.46	91.00	Horizontal	Vertical	N/A
1697.600	-52.53	-4.83	-13.0	-39.53	307.00	Horizontal	Vertical	Pass
2546.500	-44.77	-0.22	-13.0	-31.77	45.00	Horizontal	Vertical	Pass
6855.600	-40.49	12.53	-13.0	-27.49	55.00	Horizontal	Vertical	Pass

RSE-V&V EGPRS 850 CH251

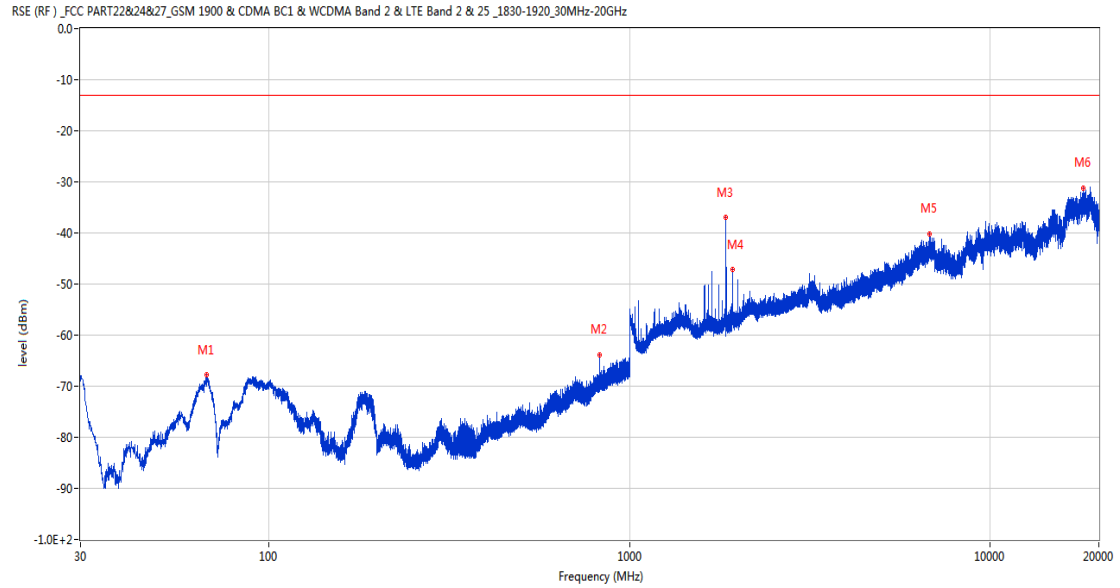


Frequency (MHz)	Result (dBm)	Factor (dB)	PK Limit (dBm)	Over Limit (dB)	Table (o)	ANT	EUT	Verdict
65.550	-56.80	-17.15	-13.0	-43.80	314.00	Vertical	Vertical	Pass
848.729	-58.12	2.29	-13.0	-45.12	269.00	Vertical	Vertical	N/A
893.833	-44.21	2.48	-13.0	-31.21	224.00	Vertical	Vertical	N/A
1697.800	-51.88	-4.85	-13.0	-38.88	0.00	Vertical	Vertical	Pass
2546.500	-44.12	-0.22	-13.0	-31.12	70.00	Vertical	Vertical	Pass
6878.000	-39.93	12.24	-13.0	-26.93	321.00	Vertical	Vertical	Pass

4 EGPRS 1900

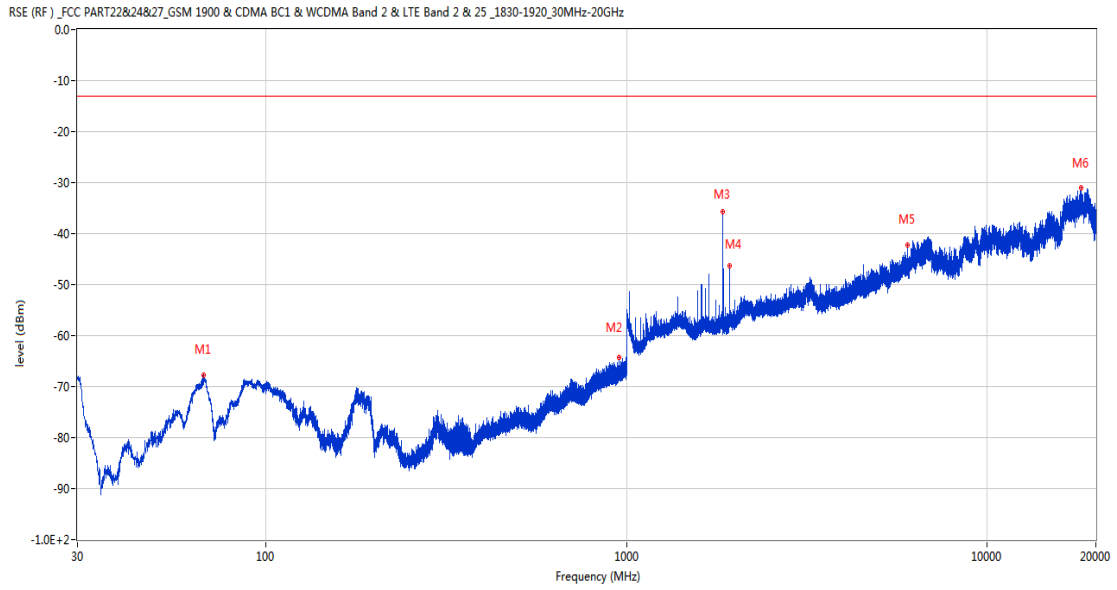
4.1 EGPRS 1900 Low Channel

RSE-H&H EGPRS 1900 CH512



Frequency (MHz)	Result (dBm)	Factor (dB)	PK Limit (dBm)	Over Limit (dB)	Table (o)	ANT	EUT	Verdict
67.103	-67.75	-16.97	-13.0	-54.75	0.00	Horizontal	Horizontal	Pass
825.303	-63.85	1.07	-13.0	-50.85	30.00	Horizontal	Horizontal	Pass
1850.400	-37.04	-2.88	-13.0	-24.04	161.00	Horizontal	Horizontal	N/A
1930.300	-47.16	-2.70	-13.0	-34.16	226.00	Horizontal	Horizontal	N/A
6788.800	-40.28	12.82	-13.0	-27.28	297.00	Horizontal	Horizontal	Pass
18079.113	-31.23	25.55	-13.0	-18.23	13.00	Horizontal	Horizontal	Pass

RSE-H&V EGPRS 1900 CH512

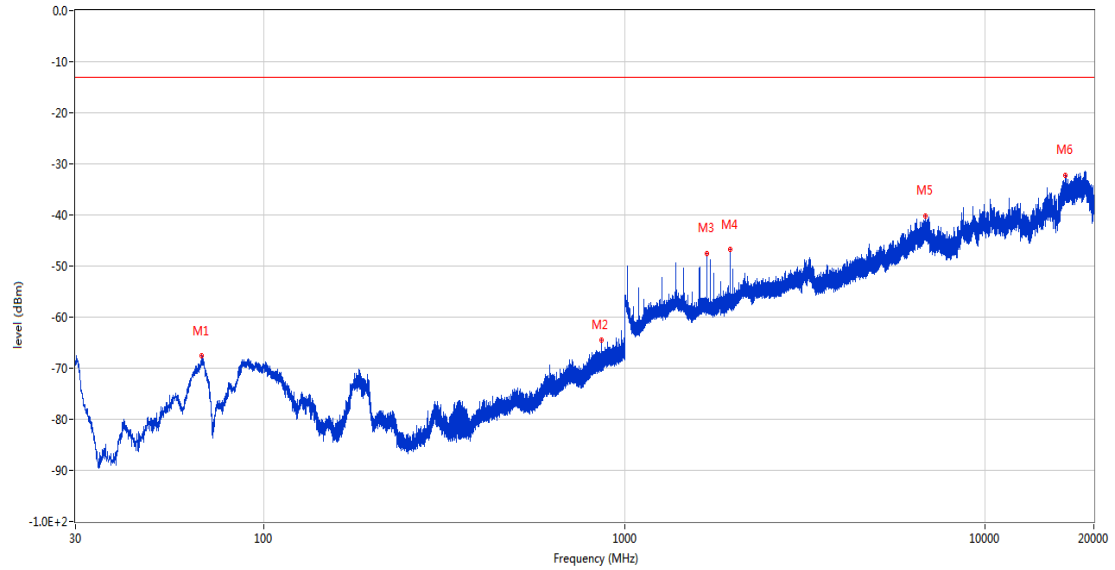


Frequency (MHz)	Result (dBm)	Factor (dB)	PK Limit (dBm)	Over Limit (dB)	Table (o)	ANT	EUT	Verdict
66.957	-67.76	-17.01	-13.0	-54.76	350.00	Horizontal	Vertical	Pass
950.821	-64.37	2.85	-13.0	-51.37	189.00	Horizontal	Vertical	Pass
1850.400	-35.80	-2.88	-13.0	-22.80	26.00	Horizontal	Vertical	N/A
1930.300	-46.33	-2.70	-13.0	-33.33	209.00	Horizontal	Vertical	N/A
6011.600	-42.29	9.45	-13.0	-29.29	330.00	Horizontal	Vertical	Pass
18256.011	-31.12	25.45	-13.0	-18.12	135.00	Horizontal	Vertical	Pass

4.2 EGPRS 1900 Middle Channel

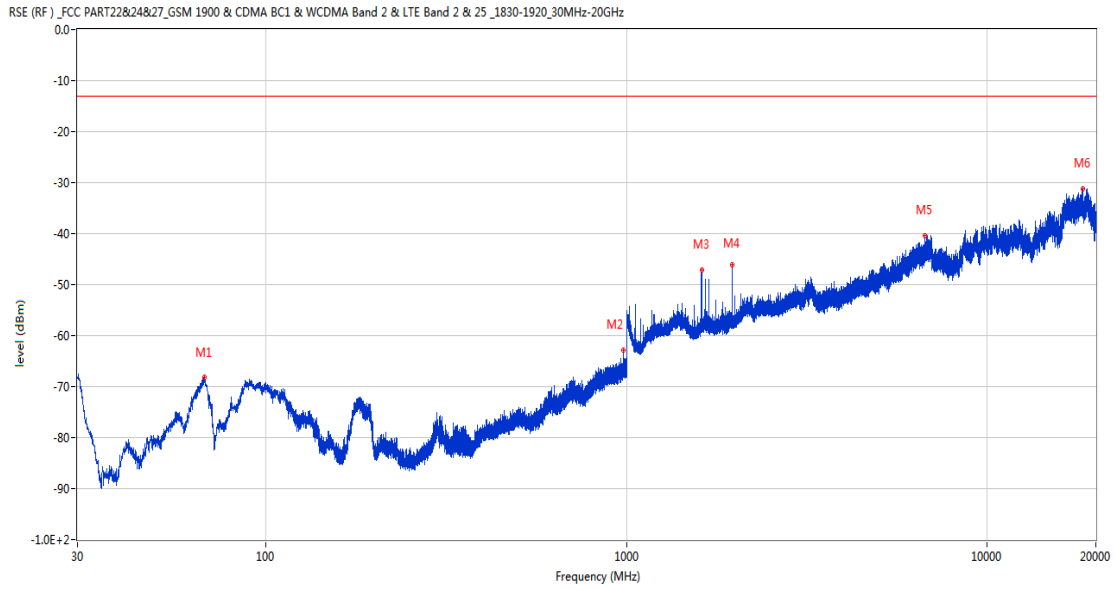
RSE-H&H EGPRS 1900 CH661

RSE (RF) _FCC PART22&24&27_GSM 1900 & CDMA BC1 & WCDMA Band 2 & LTE Band 2 & 25_1830-1920_30MHz-20GHz



Frequency (MHz)	Result (dBm)	Factor (dB)	PK Limit (dBm)	Over Limit (dB)	Table (o)	ANT	EUT	Verdict
67.054	-67.63	-16.98	-13.0	-54.63	360.00	Horizontal	Horizontal	Pass
863.812	-64.44	1.77	-13.0	-51.44	226.00	Horizontal	Horizontal	Pass
1689.700	-47.53	-4.62	-13.0	-34.53	181.00	Horizontal	Horizontal	Pass
1960.100	-46.68	-3.59	-13.0	-33.68	217.00	Horizontal	Horizontal	N/A
6815.000	-40.28	13.11	-13.0	-27.28	253.00	Horizontal	Horizontal	Pass
16686.387	-32.34	26.36	-13.0	-19.34	32.00	Horizontal	Horizontal	Pass

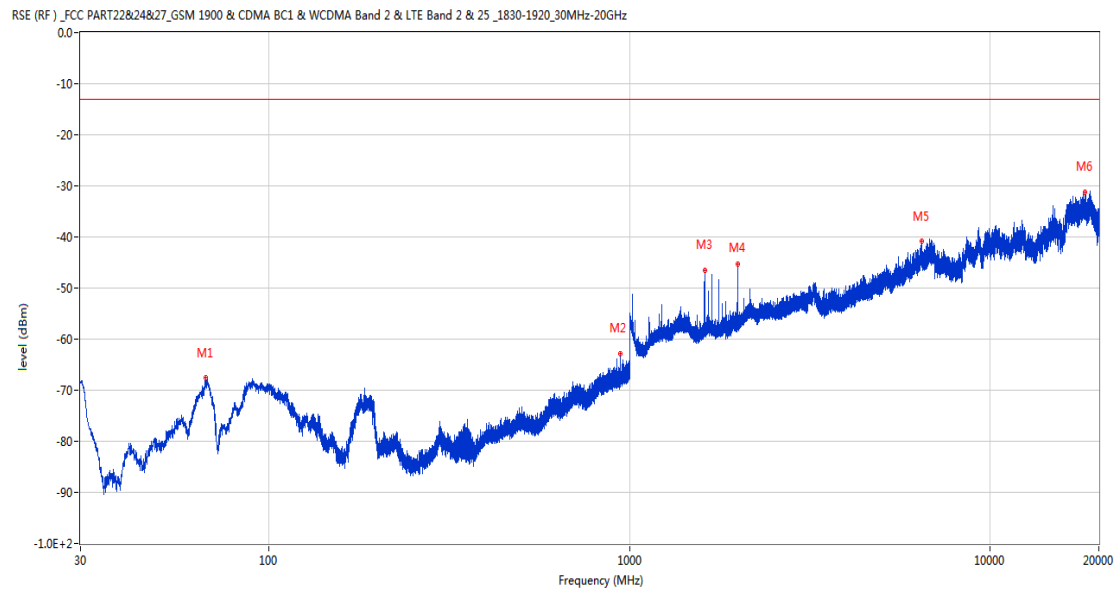
RSE-H&V EGPRS 1900 CH661



Frequency (MHz)	Result (dBm)	Factor (dB)	PK Limit (dBm)	Over Limit (dB)	Table (o)	ANT	EUT	Verdict
67.539	-68.26	-16.85	-13.0	-55.26	340.00	Horizontal	Vertical	Pass
979.193	-62.92	3.76	-13.0	-49.92	312.00	Horizontal	Vertical	Pass
1613.000	-47.17	-4.87	-13.0	-34.17	322.00	Horizontal	Vertical	Pass
1960.000	-46.14	-3.59	-13.0	-33.14	207.00	Horizontal	Vertical	N/A
6722.600	-40.38	11.12	-13.0	-27.38	89.00	Horizontal	Vertical	Pass
18375.637	-31.24	25.38	-13.0	-18.24	0.00	Horizontal	Vertical	Pass

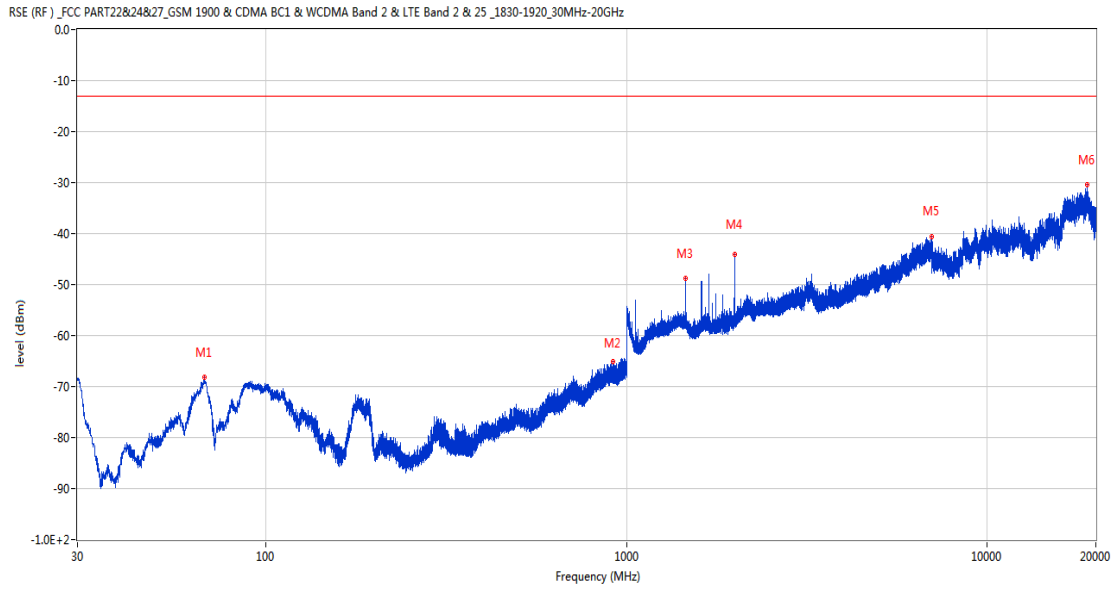
4.3 EGPRS 1900 High Channel

RSE-H&H EGPRS 1900 CH810



Frequency (MHz)	Result (dBm)	Factor (dB)	PK Limit (dBm)	Over Limit (dB)	Table (o)	ANT	EUT	Verdict
66.569	-67.47	-17.11	-13.0	-54.47	350.00	Horizontal	Horizontal	Pass
940.539	-62.86	2.49	-13.0	-49.86	304.00	Horizontal	Horizontal	Pass
1613.300	-46.62	-4.87	-13.0	-33.62	280.00	Horizontal	Horizontal	Pass
1990.100	-45.36	-3.64	-13.0	-32.36	223.00	Horizontal	Horizontal	N/A
6442.600	-40.91	12.30	-13.0	-27.91	169.00	Horizontal	Horizontal	Pass
18348.812	-31.22	25.40	-13.0	-18.22	222.00	Horizontal	Horizontal	Pass

RSE-H&V EGPRS 1900 CH810

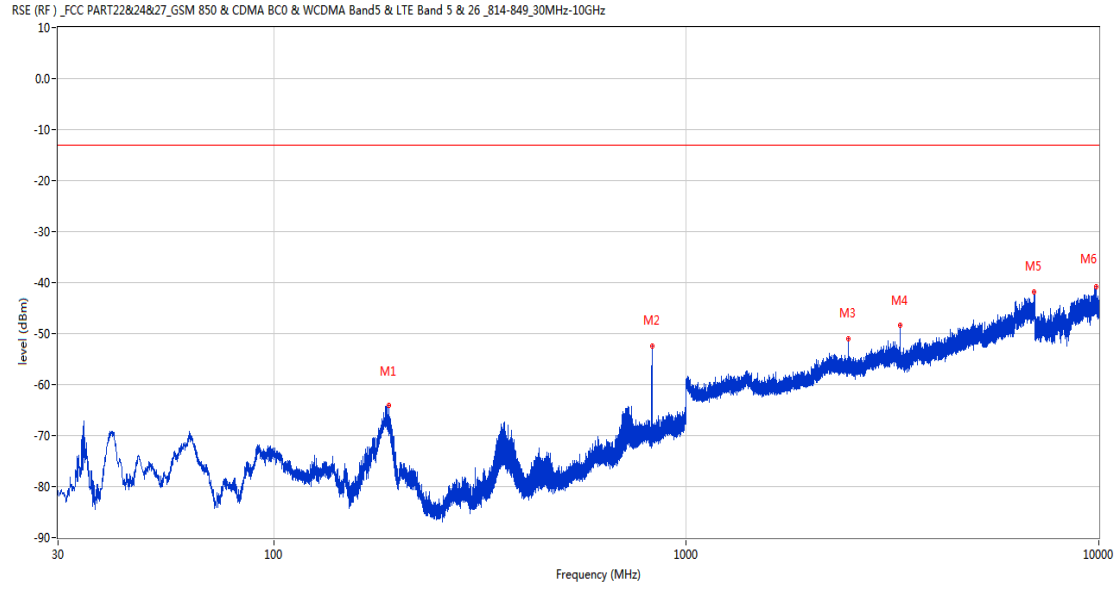


Frequency (MHz)	Result (dBm)	Factor (dB)	PK Limit (dBm)	Over Limit (dB)	Table (o)	ANT	EUT	Verdict
67.491	-68.24	-16.86	-13.0	-55.24	332.00	Horizontal	Vertical	Pass
916.338	-65.12	2.59	-13.0	-52.12	319.00	Horizontal	Vertical	Pass
1458.800	-48.69	-4.12	-13.0	-35.69	228.00	Horizontal	Vertical	Pass
1990.100	-44.12	-3.64	-13.0	-31.12	216.00	Horizontal	Vertical	N/A
6999.000	-40.71	13.93	-13.0	-27.71	340.00	Horizontal	Vertical	Pass
18934.249	-30.36	25.07	-13.0	-17.36	67.00	Horizontal	Vertical	Pass



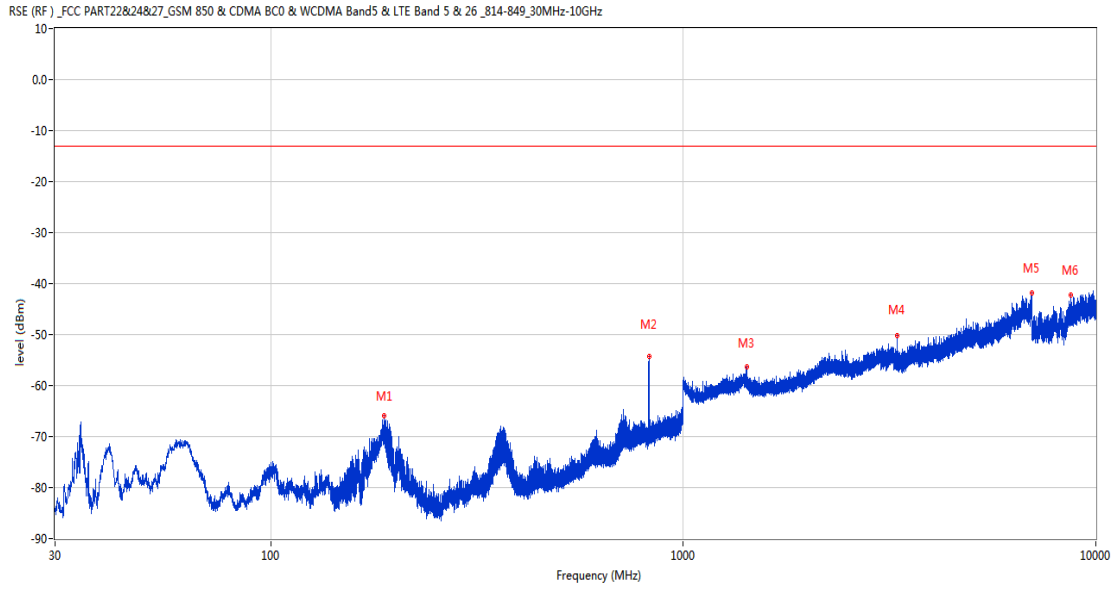
CDMA
 5 CDMA BC0
 5.1 CDMA BC0 Low Channel

RSE-H&H CDMA BC0 CH1013



Frequency (MHz)	Result (dBm)	Factor (dB)	PK Limit (dBm)	Over Limit (dB)	Table (o)	ANT	EUT	Verdict
190.098	-64.02	-15.05	-13.0	-51.02	236.00	Horizontal	Horizontal	Pass
825.255	-52.47	2.25	-13.0	-39.47	89.00	Horizontal	Horizontal	N/A
2474.100	-51.04	-1.18	-13.0	-38.04	180.00	Horizontal	Horizontal	Pass
3299.800	-48.43	2.43	-13.0	-35.43	135.00	Horizontal	Horizontal	Pass
6971.200	-41.77	13.54	-13.0	-28.77	294.00	Horizontal	Horizontal	Pass
9848.800	-40.90	16.94	-13.0	-27.90	232.00	Horizontal	Horizontal	Pass

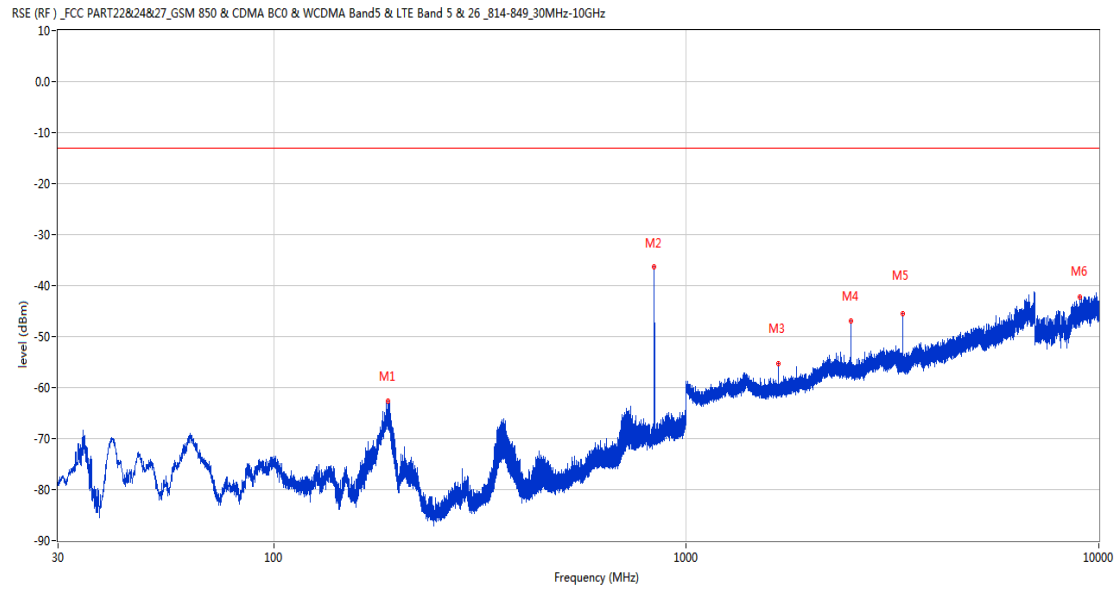
RSE-H&V CDMA BC0 CH1013



Frequency (MHz)	Result (dBm)	Factor (dB)	PK Limit (dBm)	Over Limit (dB)	Table (o)	ANT	EUT	Verdict
188.013	-65.95	-14.89	-13.0	-52.95	361.00	Horizontal	Vertical	Pass
825.206	-54.38	2.25	-13.0	-41.38	362.00	Horizontal	Vertical	N/A
1422.700	-56.34	-4.42	-13.0	-43.34	94.00	Horizontal	Vertical	Pass
3300.200	-50.16	2.41	-13.0	-37.16	46.00	Horizontal	Vertical	Pass
6990.400	-41.77	13.47	-13.0	-28.77	46.00	Horizontal	Vertical	Pass
8704.151	-42.28	13.78	-13.0	-29.28	358.00	Horizontal	Vertical	Pass

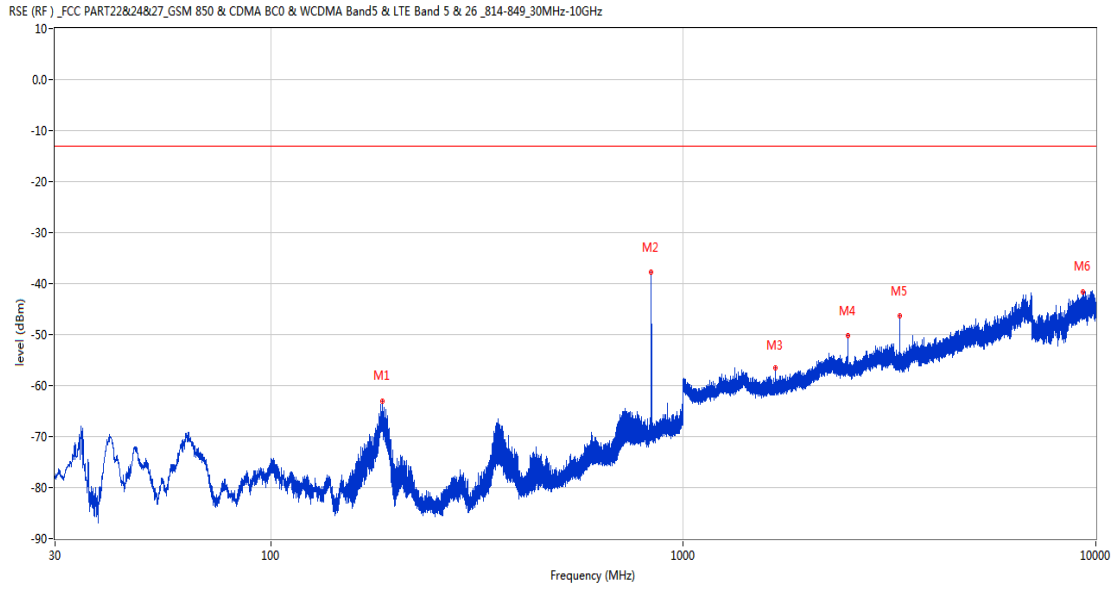
5.2 CDMA BC0 Middle Channel

RSE-H&H CDMA BC0 CH384



Frequency (MHz)	Result (dBm)	Factor (dB)	PK Limit (dBm)	Over Limit (dB)	Table (o)	ANT	EUT	Verdict
188.886	-62.66	-14.99	-13.0	-49.66	246.00	Horizontal	Horizontal	Pass
836.409	-36.32	2.59	-13.0	-23.32	246.00	Horizontal	Horizontal	N/A
1673.500	-55.39	-5.84	-13.0	-42.39	206.00	Horizontal	Horizontal	Pass
2509.500	-46.87	-0.95	-13.0	-33.87	167.00	Horizontal	Horizontal	Pass
3346.200	-45.59	2.49	-13.0	-32.59	130.00	Horizontal	Horizontal	Pass
8994.850	-42.23	15.10	-13.0	-29.23	-1.00	Horizontal	Horizontal	Pass

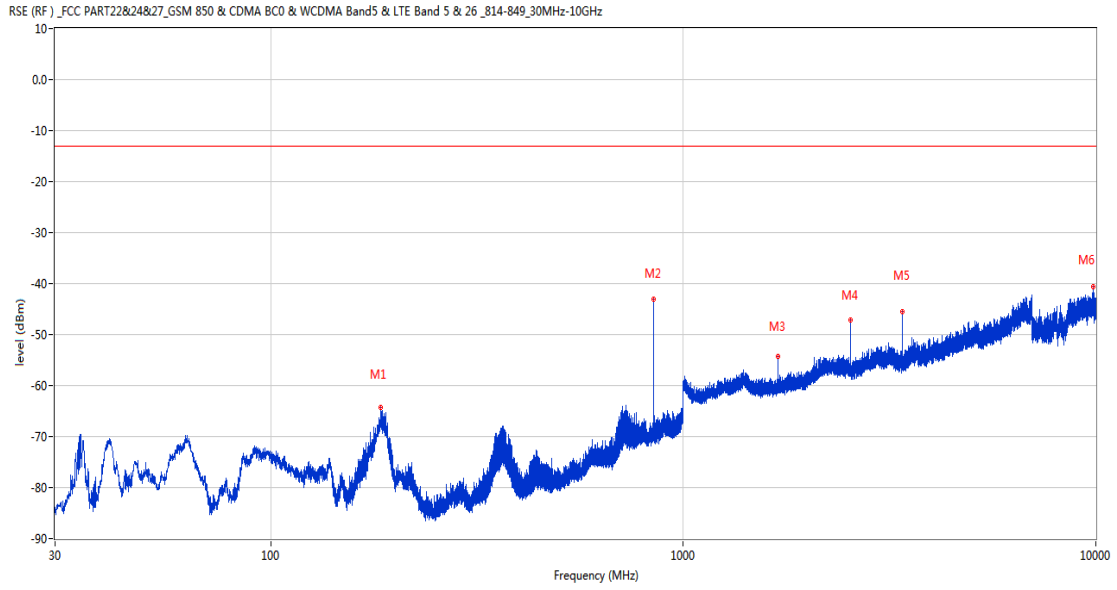
RSE-H&V CDMA BC0 CH384



Frequency (MHz)	Result (dBm)	Factor (dB)	PK Limit (dBm)	Over Limit (dB)	Table (o)	ANT	EUT	Verdict
186.558	-63.03	-14.75	-13.0	-50.03	37.00	Horizontal	Vertical	Pass
836.458	-37.73	2.59	-13.0	-24.73	335.00	Horizontal	Vertical	N/A
1673.100	-56.55	-5.87	-13.0	-43.55	0.00	Horizontal	Vertical	Pass
2509.600	-50.19	-0.95	-13.0	-37.19	0.00	Horizontal	Vertical	Pass
3346.000	-46.39	2.49	-13.0	-33.39	277.00	Horizontal	Vertical	Pass
9323.350	-41.73	15.60	-13.0	-28.73	304.00	Horizontal	Vertical	Pass

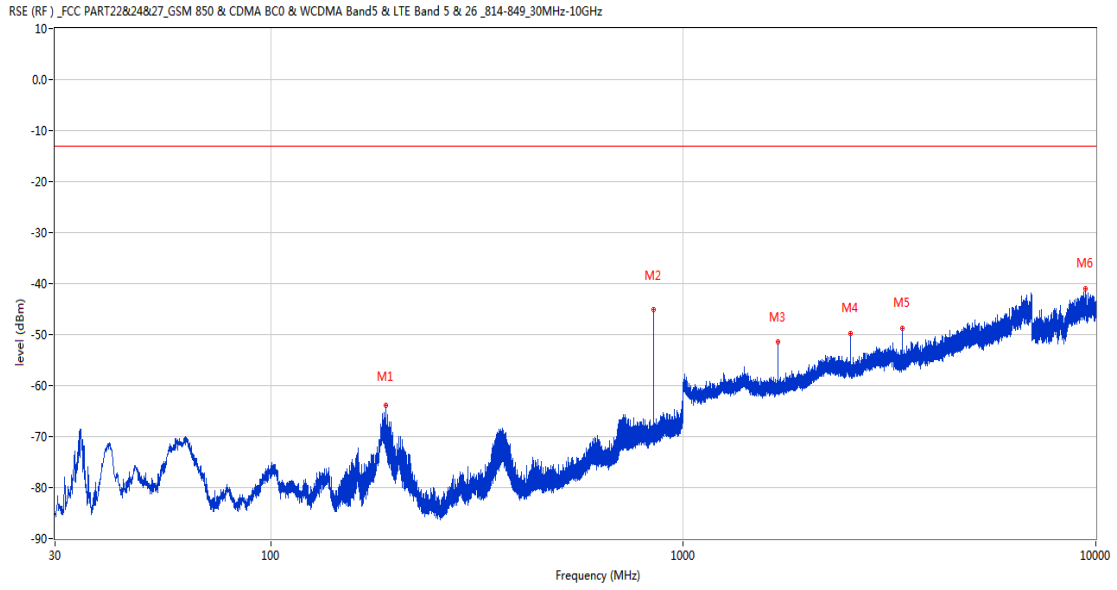
5.3 CDMA BC0 High Channel

RSE-H&H CDMA BC0 CH777



Frequency (MHz)	Result (dBm)	Factor (dB)	PK Limit (dBm)	Over Limit (dB)	Table (o)	ANT	EUT	Verdict
185.055	-64.38	-14.61	-13.0	-51.38	237.00	Horizontal	Horizontal	Pass
848.874	-43.02	2.46	-13.0	-30.02	237.00	Horizontal	Horizontal	N/A
1696.400	-54.34	-5.60	-13.0	-41.34	140.00	Horizontal	Horizontal	Pass
2545.000	-47.18	-1.25	-13.0	-34.18	140.00	Horizontal	Horizontal	Pass
3394.200	-45.51	2.72	-13.0	-32.51	140.00	Horizontal	Horizontal	Pass
9844.150	-40.71	16.96	-13.0	-27.71	20.00	Horizontal	Horizontal	Pass

RSE-H&V CDMA BC0 CH777

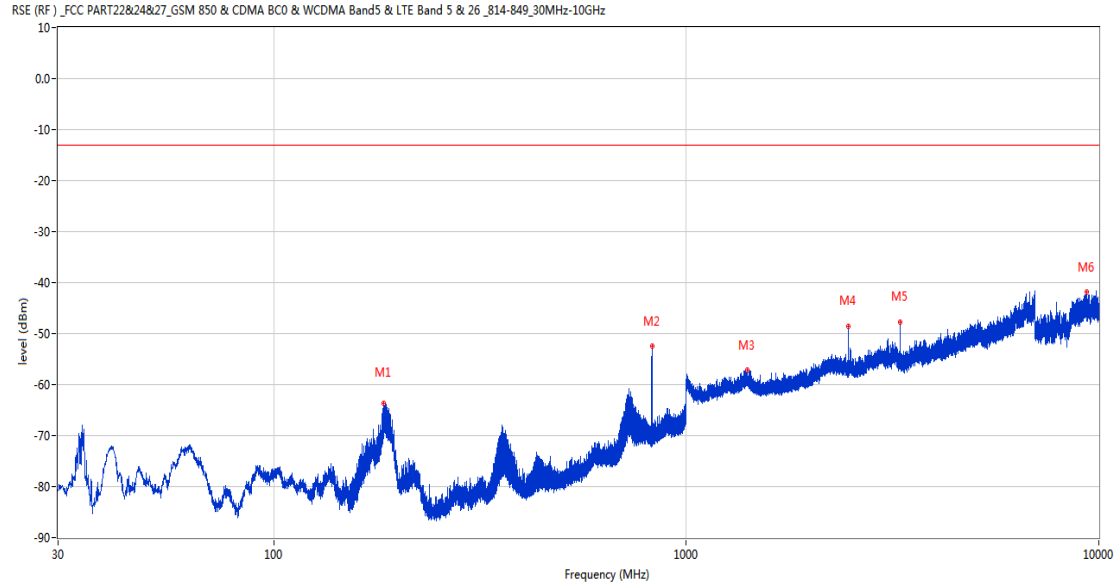


Frequency (MHz)	Result (dBm)	Factor (dB)	PK Limit (dBm)	Over Limit (dB)	Table (o)	ANT	EUT	Verdict
189.953	-63.94	-15.06	-13.0	-50.94	361.00	Horizontal	Vertical	Pass
848.680	-45.08	2.47	-13.0	-32.08	242.00	Horizontal	Vertical	N/A
1696.500	-51.42	-5.60	-13.0	-38.42	339.00	Horizontal	Vertical	Pass
2546.200	-49.87	-1.28	-13.0	-36.87	158.00	Horizontal	Vertical	Pass
3393.800	-48.80	2.72	-13.0	-35.80	140.00	Horizontal	Vertical	Pass
9453.550	-40.92	16.66	-13.0	-27.92	199.00	Horizontal	Vertical	Pass



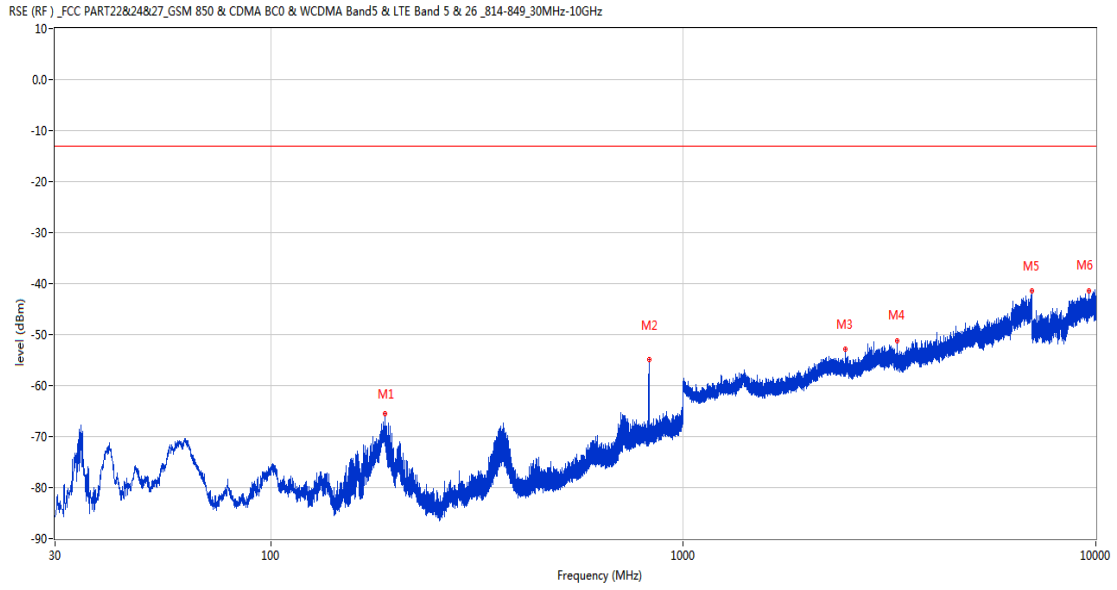
EVDO
 6 EVDO BC0
 6.1 EVDO BC0 Low Channel

RSE-H&H EVDO BC0 CH1013



Frequency (MHz)	Result (dBm)	Factor (dB)	PK Limit (dBm)	Over Limit (dB)	Table (o)	ANT	EUT	Verdict
185.006	-63.59	-14.60	-13.0	-50.59	35.00	Horizontal	Horizontal	Pass
825.206	-52.49	2.25	-13.0	-39.49	274.00	Horizontal	Horizontal	N/A
1402.800	-57.23	-3.68	-13.0	-44.23	333.00	Horizontal	Horizontal	Pass
2473.700	-48.61	-1.21	-13.0	-35.61	183.00	Horizontal	Horizontal	Pass
3300.800	-47.78	2.40	-13.0	-34.78	22.00	Horizontal	Horizontal	Pass
9336.700	-41.91	15.27	-13.0	-28.91	121.00	Horizontal	Horizontal	Pass

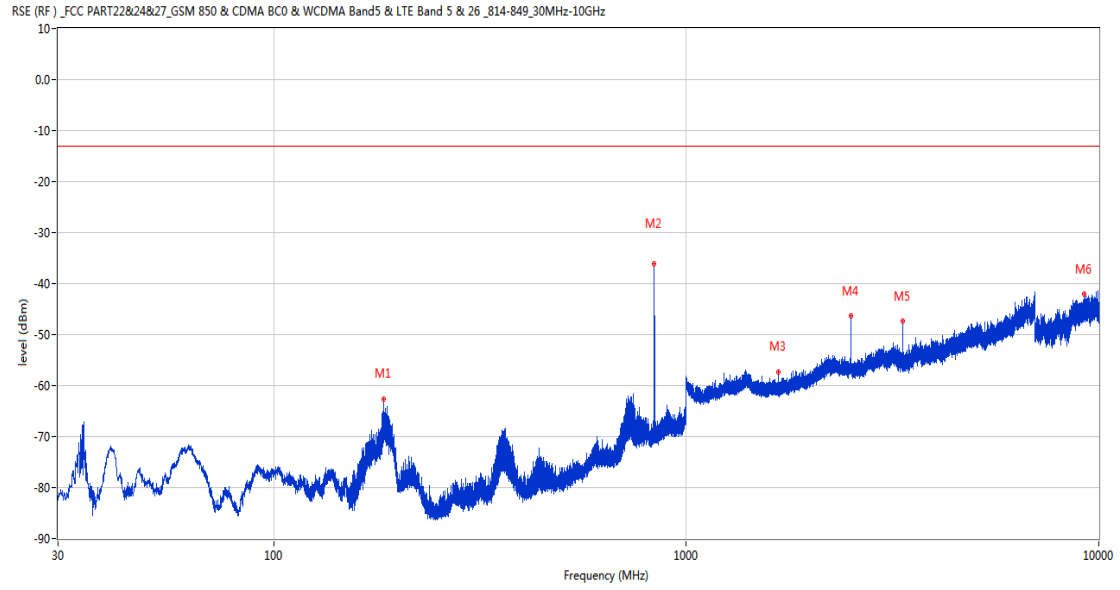
RSE-H&V EVDO BC0 CH1013



Frequency (MHz)	Result (dBm)	Factor (dB)	PK Limit (dBm)	Over Limit (dB)	Table (o)	ANT	EUT	Verdict
189.565	-65.47	-15.05	-13.0	-52.47	363.00	Horizontal	Vertical	Pass
825.255	-54.90	2.25	-13.0	-41.90	357.00	Horizontal	Vertical	N/A
2474.300	-52.77	-1.17	-13.0	-39.77	358.00	Horizontal	Vertical	Pass
3300.000	-51.25	2.42	-13.0	-38.25	87.00	Horizontal	Vertical	Pass
6994.400	-41.46	13.61	-13.0	-28.46	295.00	Horizontal	Vertical	Pass
9631.600	-41.43	16.30	-13.0	-28.43	357.00	Horizontal	Vertical	Pass

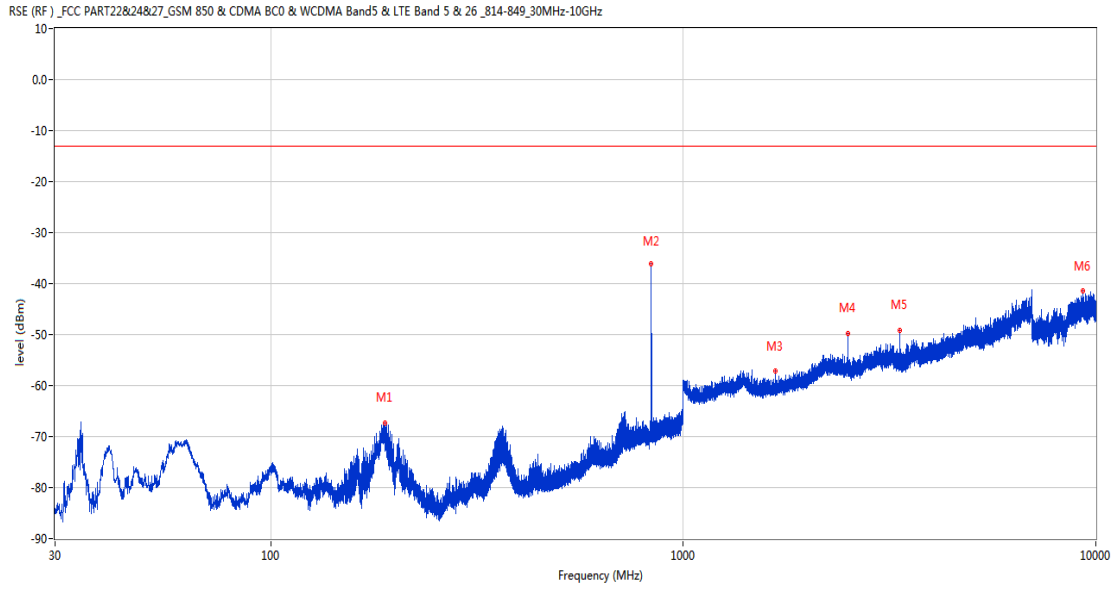
6.2 EVDO BC0 Middle Channel

RSE-H&H EVDO BC0 CH384



Frequency (MHz)	Result (dBm)	Factor (dB)	PK Limit (dBm)	Over Limit (dB)	Table (o)	ANT	EUT	Verdict
185.006	-62.62	-14.60	-13.0	-49.62	230.00	Horizontal	Horizontal	Pass
836.555	-36.11	2.59	-13.0	-23.11	66.00	Horizontal	Horizontal	N/A
1674.300	-57.32	-5.78	-13.0	-44.32	141.00	Horizontal	Horizontal	Pass
2510.400	-46.38	-1.02	-13.0	-33.38	120.00	Horizontal	Horizontal	Pass
3345.800	-47.35	2.50	-13.0	-34.35	132.00	Horizontal	Horizontal	Pass
9225.099	-42.13	15.32	-13.0	-29.13	189.00	Horizontal	Horizontal	Pass

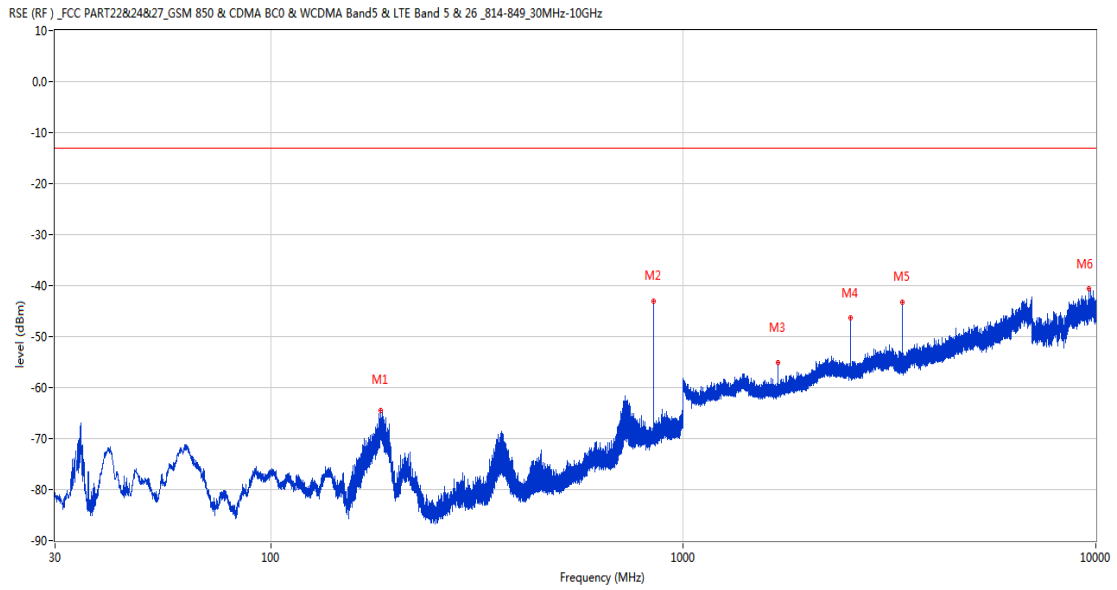
RSE-H&V EVDO BC0 CH384



Frequency (MHz)	Result (dBm)	Factor (dB)	PK Limit (dBm)	Over Limit (dB)	Table (o)	ANT	EUT	Verdict
189.468	-67.37	-15.04	-13.0	-54.37	363.00	Horizontal	Vertical	Pass
836.555	-36.03	2.59	-13.0	-23.03	361.00	Horizontal	Vertical	N/A
1672.800	-57.21	-5.89	-13.0	-44.21	293.00	Horizontal	Vertical	Pass
2509.200	-49.75	-0.96	-13.0	-36.75	357.00	Horizontal	Vertical	Pass
3344.600	-49.20	2.55	-13.0	-36.20	282.00	Horizontal	Vertical	Pass
9316.750	-41.38	15.66	-13.0	-28.38	289.00	Horizontal	Vertical	Pass

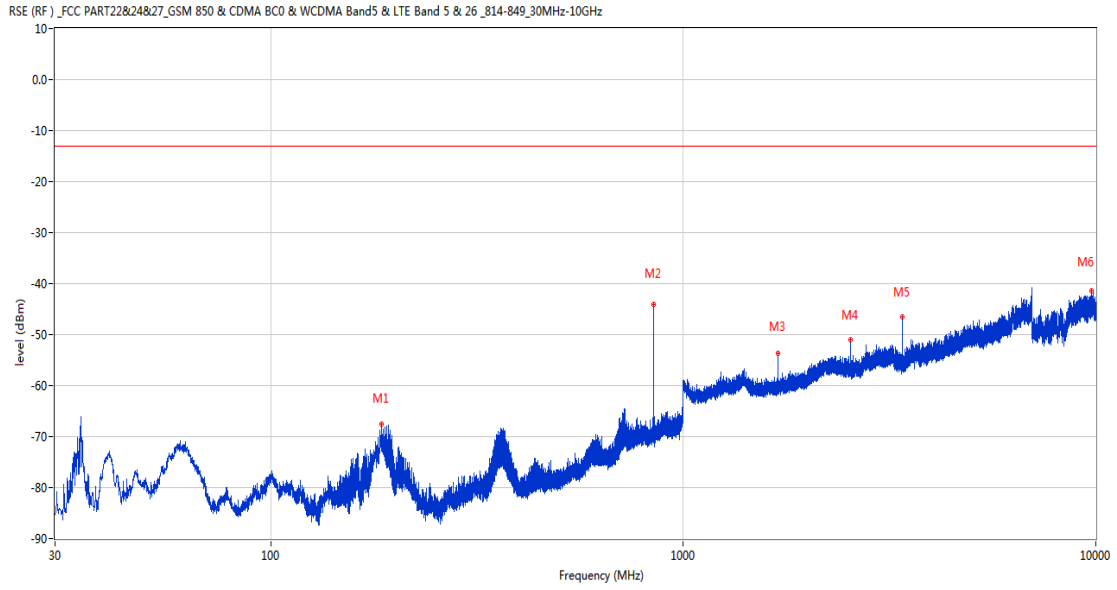
6.3 EVDO BC0 High Channel

RSE-H&H EVDO BC0 CH777



Frequency (MHz)	Result (dBm)	Factor (dB)	PK Limit (dBm)	Over Limit (dB)	Table (o)	ANT	EUT	Verdict
184.909	-64.47	-14.60	-13.0	-51.47	253.00	Horizontal	Horizontal	Pass
848.631	-43.08	2.47	-13.0	-30.08	253.00	Horizontal	Horizontal	N/A
1696.700	-55.14	-5.60	-13.0	-42.14	150.00	Horizontal	Horizontal	Pass
2544.500	-46.40	-1.24	-13.0	-33.40	130.00	Horizontal	Horizontal	Pass
3393.600	-43.19	2.71	-13.0	-30.19	131.00	Horizontal	Horizontal	Pass
9639.099	-40.71	16.25	-13.0	-27.71	292.00	Horizontal	Horizontal	Pass

RSE-H&V EVDO BC0 CH777

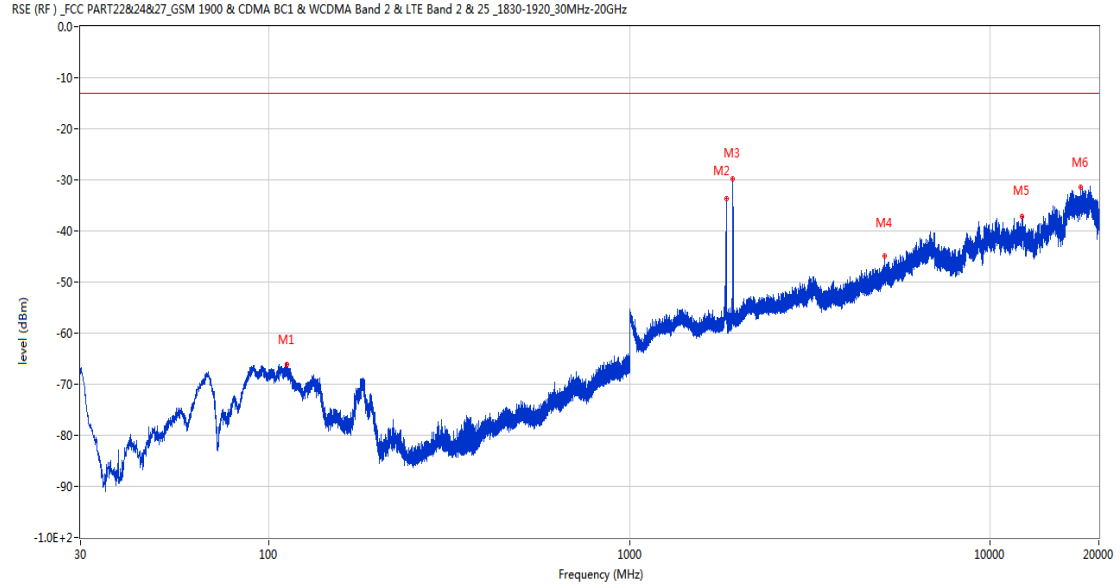


Frequency (MHz)	Result (dBm)	Factor (dB)	PK Limit (dBm)	Over Limit (dB)	Table (o)	ANT	EUT	Verdict
185.443	-67.57	-14.66	-13.0	-54.57	231.00	Horizontal	Vertical	Pass
848.874	-44.16	2.46	-13.0	-31.16	346.00	Horizontal	Vertical	N/A
1696.200	-53.69	-5.60	-13.0	-40.69	294.00	Horizontal	Vertical	Pass
2545.900	-50.96	-1.28	-13.0	-37.96	19.00	Horizontal	Vertical	Pass
3392.600	-46.49	2.68	-13.0	-33.49	131.00	Horizontal	Vertical	Pass
9770.200	-41.49	16.21	-13.0	-28.49	200.00	Horizontal	Vertical	Pass



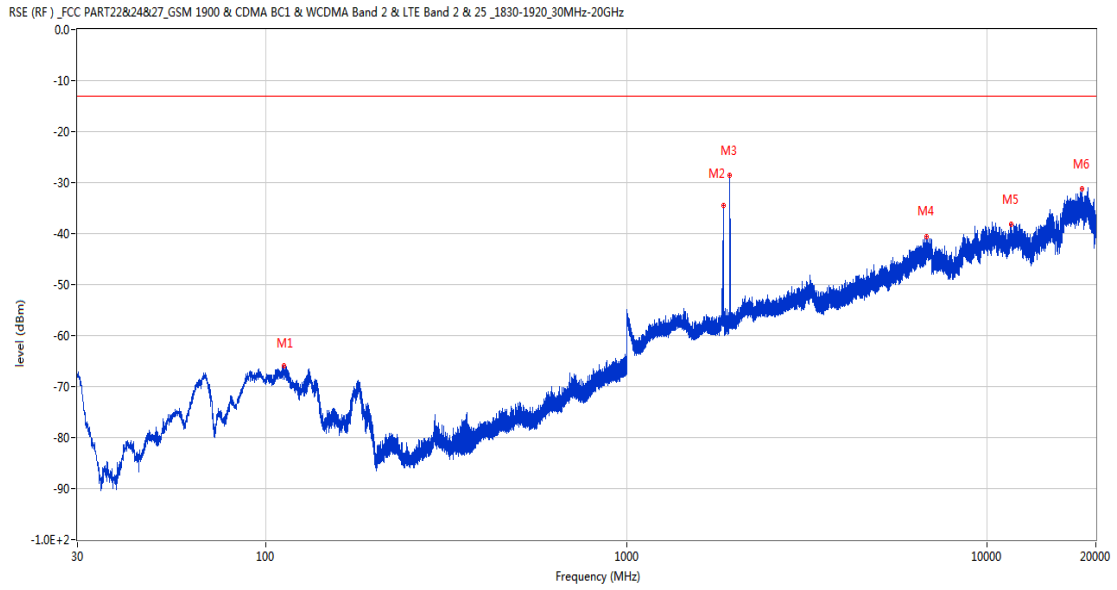
WCDMA
 7 WCDMA Band 2
 7.1 WCDMA Band 2 Low Channel

RSE-H&H WCDMA Band 2 CH9262



Frequency (MHz)	Result (dBm)	Factor (dB)	PK Limit (dBm)	Over Limit (dB)	Table (o)	ANT	EUT	Verdict
112.304	-66.17	-20.19	-13.0	-53.17	187.00	Horizontal	Horizontal	Pass
1853.900	-33.63	-2.85	-13.0	-20.63	201.00	Horizontal	Horizontal	N/A
1933.900	-29.72	-3.33	-13.0	-16.72	226.00	Horizontal	Horizontal	N/A
5085.200	-45.00	7.69	-13.0	-32.00	241.00	Horizontal	Horizontal	Pass
12265.562	-37.20	18.66	-13.0	-24.20	227.00	Horizontal	Horizontal	Pass
17811.950	-31.45	25.69	-13.0	-18.45	13.00	Horizontal	Horizontal	Pass

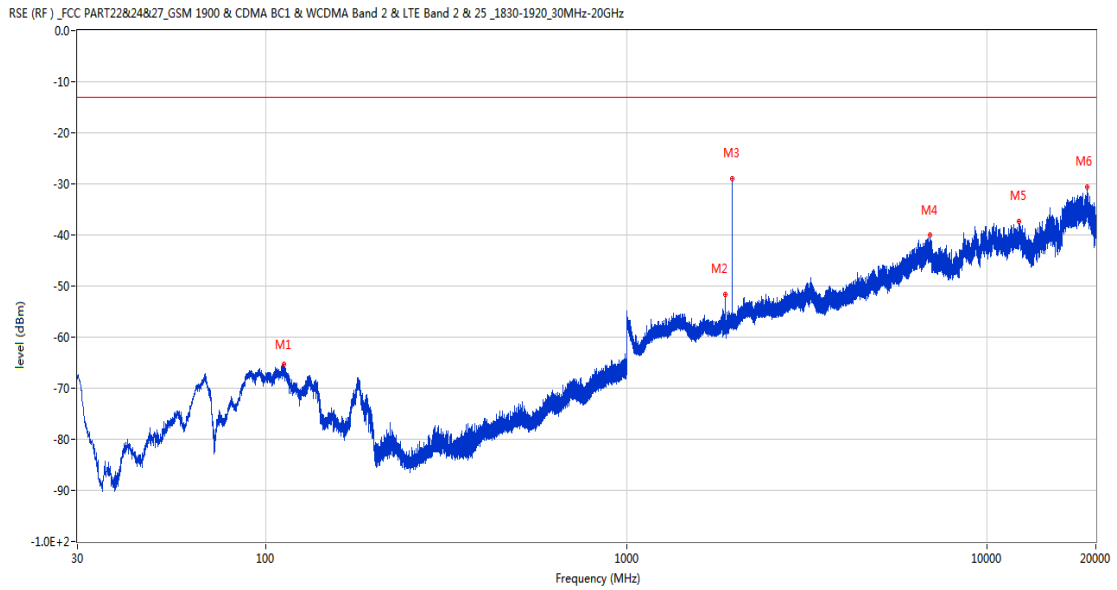
RSE-H&V WCDMA Band 2 CH9262



Frequency (MHz)	Result (dBm)	Factor (dB)	PK Limit (dBm)	Over Limit (dB)	Table (o)	ANT	EUT	Verdict
112.159	-65.87	-20.20	-13.0	-52.87	172.00	Horizontal	Vertical	Pass
1853.700	-34.40	-2.85	-13.0	-21.40	15.00	Horizontal	Vertical	N/A
1934.100	-28.61	-3.34	-13.0	-15.61	195.00	Horizontal	Vertical	N/A
6802.600	-40.61	13.12	-13.0	-27.61	61.00	Horizontal	Vertical	Pass
11622.138	-38.16	17.72	-13.0	-25.16	0.00	Horizontal	Vertical	Pass
18312.200	-31.32	25.42	-13.0	-18.32	307.00	Horizontal	Vertical	Pass

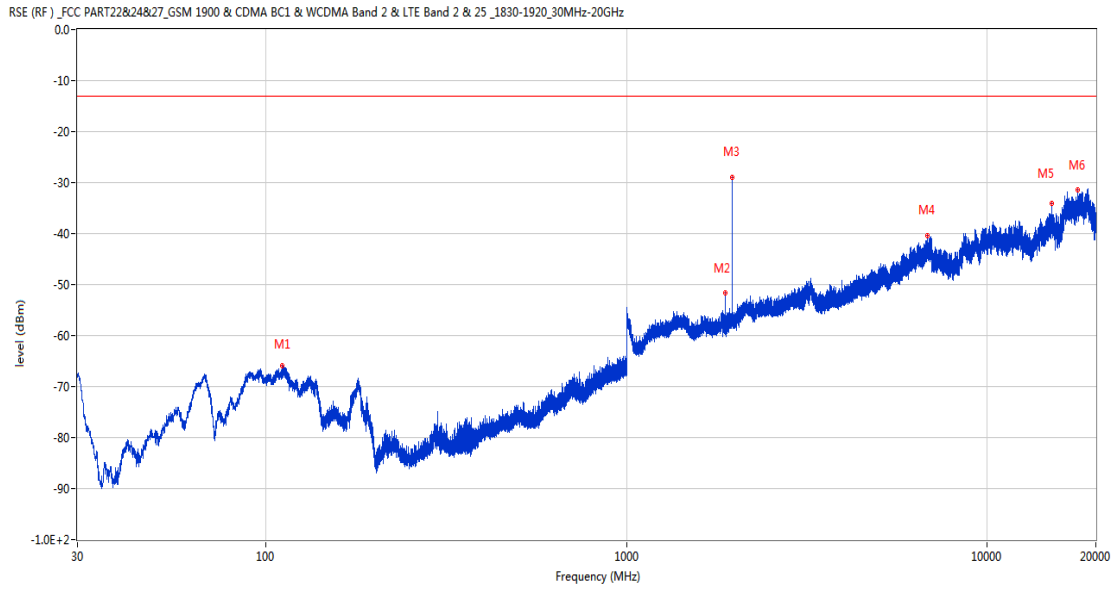
7.2 WCDMA Band 2 Middle Channel

RSE-H&H WCDMA Band 2 CH9400



Frequency (MHz)	Result (dBm)	Factor (dB)	PK Limit (dBm)	Over Limit (dB)	Table (o)	ANT	EUT	Verdict
112.110	-65.36	-20.20	-13.0	-52.36	176.00	Horizontal	Horizontal	Pass
1878.600	-51.60	-2.61	-13.0	-38.60	245.00	Horizontal	Horizontal	N/A
1959.800	-28.95	-3.58	-13.0	-15.95	226.00	Horizontal	Horizontal	N/A
6953.400	-40.08	13.07	-13.0	-27.08	2.00	Horizontal	Horizontal	Pass
12248.600	-37.35	18.30	-13.0	-24.35	235.00	Horizontal	Horizontal	Pass
18928.812	-30.56	25.08	-13.0	-17.56	310.00	Horizontal	Horizontal	Pass

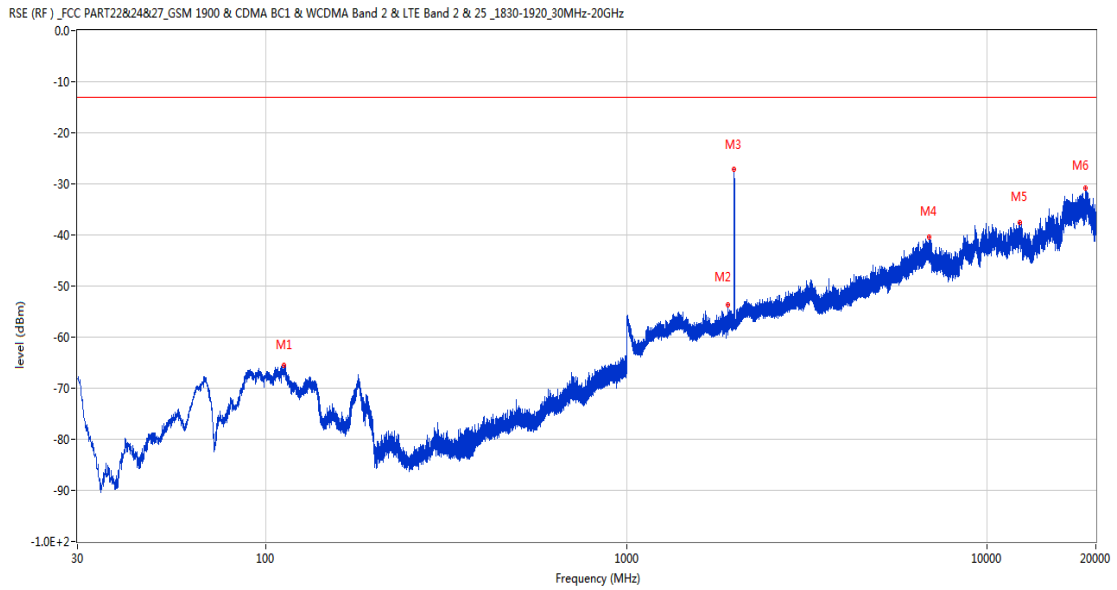
RSE-H&V WCDMA Band 2 CH9400



Frequency (MHz)	Result (dBm)	Factor (dB)	PK Limit (dBm)	Over Limit (dB)	Table (o)	ANT	EUT	Verdict
111.141	-65.85	-20.26	-13.0	-52.85	187.00	Horizontal	Vertical	Pass
1878.600	-51.72	-2.61	-13.0	-38.72	19.00	Horizontal	Vertical	N/A
1960.200	-29.02	-3.60	-13.0	-16.02	195.00	Horizontal	Vertical	N/A
6820.600	-40.40	13.08	-13.0	-27.40	328.00	Horizontal	Vertical	Pass
15088.487	-34.18	21.10	-13.0	-21.18	137.00	Horizontal	Vertical	Pass
17813.400	-31.48	25.69	-13.0	-18.48	285.00	Horizontal	Vertical	Pass

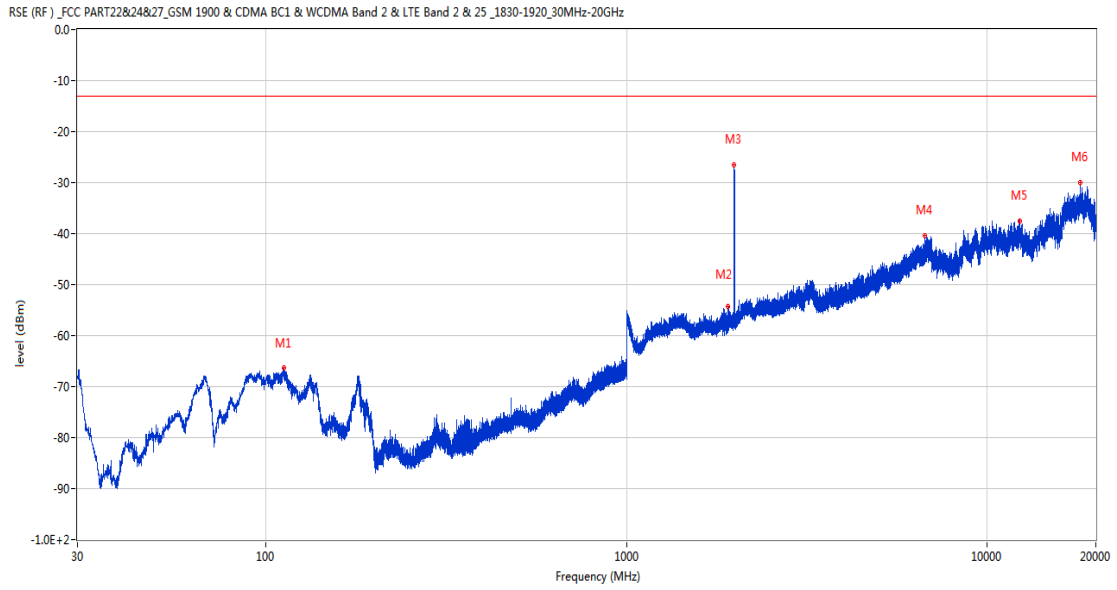
7.3 WCDMA Band 2 High Channel

RSE-H&H WCDMA Band 2 CH9538



Frequency (MHz)	Result (dBm)	Factor (dB)	PK Limit (dBm)	Over Limit (dB)	Table (o)	ANT	EUT	Verdict
111.916	-65.54	-20.22	-13.0	-52.54	193.00	Horizontal	Horizontal	Pass
1907.000	-53.67	-2.43	-13.0	-40.67	184.00	Horizontal	Horizontal	N/A
1987.800	-27.15	-3.63	-13.0	-14.15	216.00	Horizontal	Horizontal	N/A
6880.000	-40.36	12.27	-13.0	-27.36	40.00	Horizontal	Horizontal	Pass
12307.537	-37.59	18.70	-13.0	-24.59	317.00	Horizontal	Horizontal	Pass
18707.687	-30.88	25.20	-13.0	-17.88	105.00	Horizontal	Horizontal	Pass

RSE-H&V WCDMA Band 2 CH9538

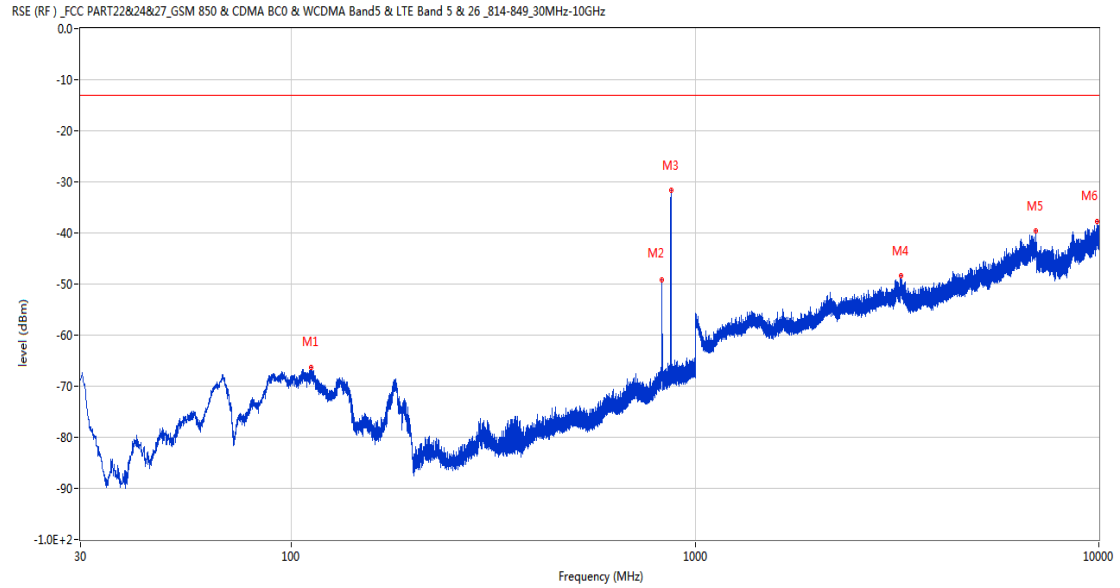


Frequency (MHz)	Result (dBm)	Factor (dB)	PK Limit (dBm)	Over Limit (dB)	Table (o)	ANT	EUT	Verdict
111.820	-66.39	-20.22	-13.0	-53.39	171.00	Horizontal	Vertical	Pass
1907.100	-54.37	-2.43	-13.0	-41.37	64.00	Horizontal	Vertical	N/A
1986.600	-26.52	-3.60	-13.0	-13.52	223.00	Horizontal	Vertical	N/A
6728.800	-40.50	11.44	-13.0	-27.50	195.00	Horizontal	Vertical	Pass
12305.812	-37.50	18.76	-13.0	-24.50	346.00	Horizontal	Vertical	Pass
18110.288	-29.90	25.53	-13.0	-16.90	172.00	Horizontal	Vertical	Pass

8 WCDMA Band 5

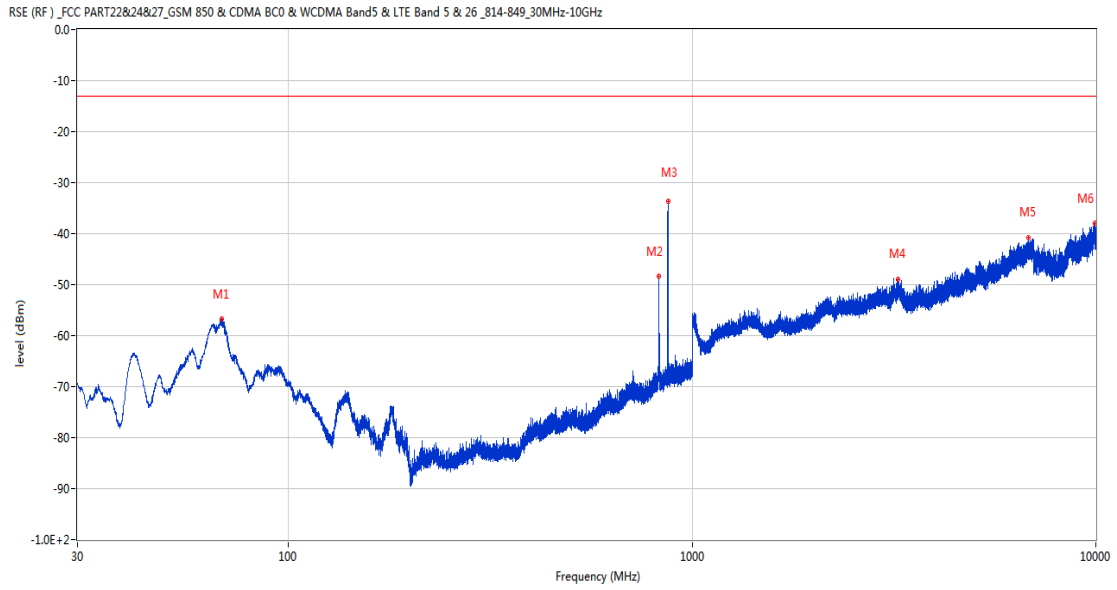
8.1 WCDMA Band 5 Low Channel

RSE-H&H WCDMA Band 5 CH4132



Frequency (MHz)	Result (dBm)	Factor (dB)	PK Limit (dBm)	Over Limit (dB)	Table (o)	ANT	EUT	Verdict
111.868	-66.27	-20.26	-13.0	-53.27	180.00	Horizontal	Vertical	Pass
825.109	-49.16	2.03	-13.0	-36.16	302.00	Horizontal	Vertical	N/A
871.475	-31.67	2.38	-13.0	-18.67	70.00	Horizontal	Vertical	N/A
3234.800	-48.47	6.70	-13.0	-35.47	326.00	Horizontal	Vertical	Pass
6994.800	-39.49	13.84	-13.0	-26.49	131.00	Horizontal	Vertical	Pass
9903.100	-37.75	18.73	-13.0	-24.75	324.00	Horizontal	Vertical	Pass

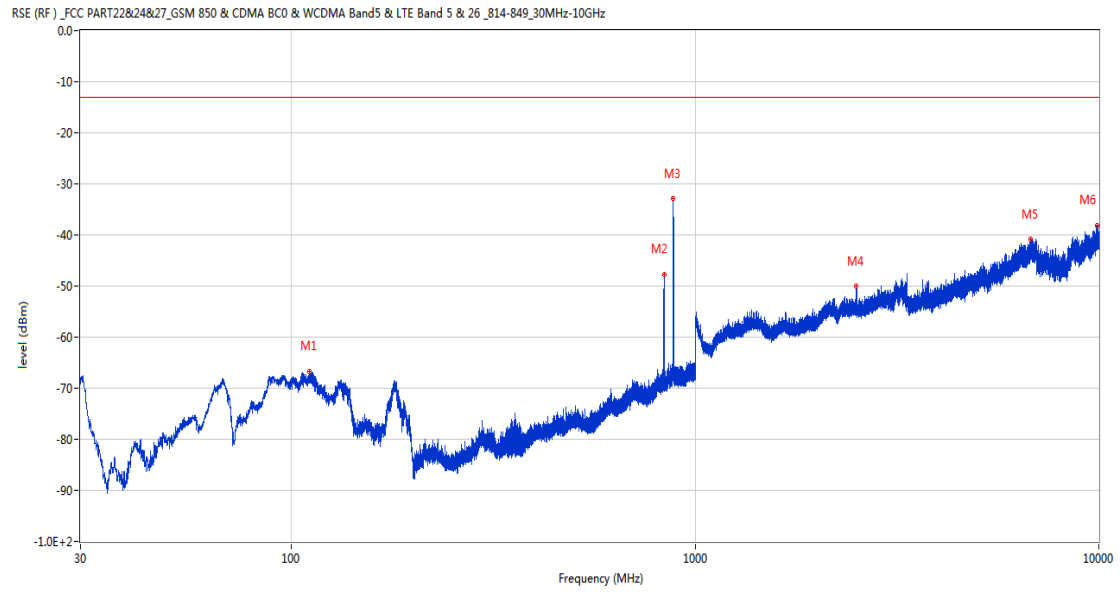
RSE-V&V WCDMA Band 5 CH4132



Frequency (MHz)	Result (dBm)	Factor (dB)	PK Limit (dBm)	Over Limit (dB)	Table (o)	ANT	EUT	Verdict
68.412	-56.83	-16.72	-13.0	-43.83	285.00	Vertical	Vertical	Pass
824.964	-48.45	2.02	-13.0	-35.45	83.00	Vertical	Vertical	N/A
871.039	-33.73	2.34	-13.0	-20.73	217.00	Vertical	Vertical	N/A
3240.400	-48.92	6.39	-13.0	-35.92	283.00	Vertical	Vertical	Pass
6817.600	-40.91	13.11	-13.0	-27.91	142.00	Vertical	Vertical	Pass
9943.451	-37.89	19.25	-13.0	-24.89	338.00	Vertical	Vertical	Pass

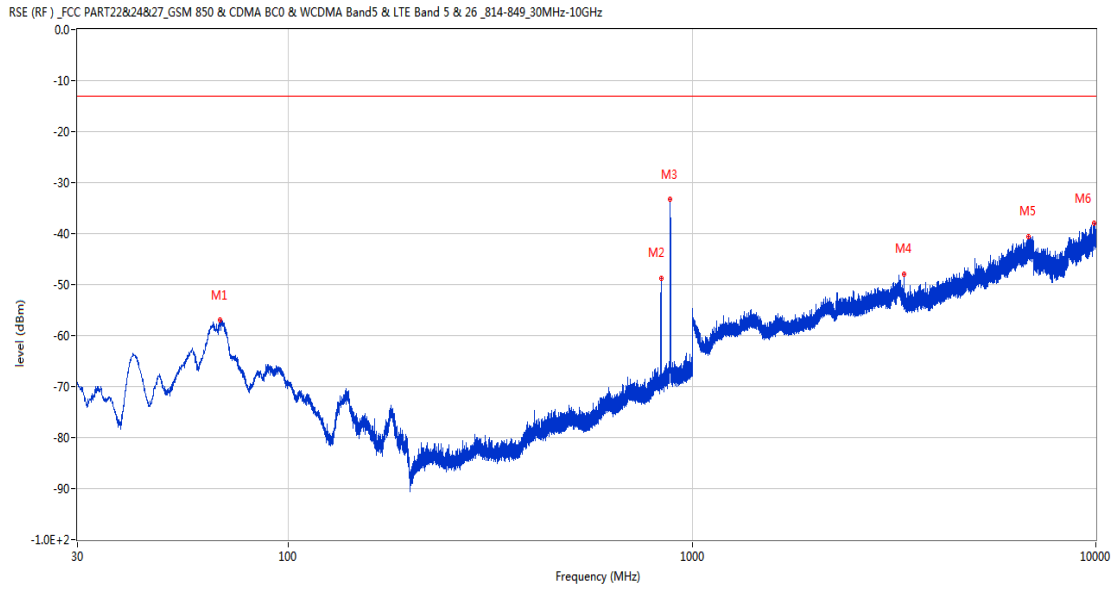
8.2 WCDMA Band 5 Middle Channel

RSE-H&H WCDMA Band 5 CH4183



Frequency (MHz)	Result (dBm)	Factor (dB)	PK Limit (dBm)	Over Limit (dB)	Table (o)	ANT	EUT	Verdict
110.704	-66.79	-20.35	-13.0	-53.79	161.00	Horizontal	Vertical	Pass
837.719	-47.75	2.20	-13.0	-34.75	205.00	Horizontal	Vertical	N/A
880.641	-32.89	2.64	-13.0	-19.89	63.00	Horizontal	Vertical	N/A
2510.300	-49.95	-0.10	-13.0	-36.95	68.00	Horizontal	Vertical	Pass
6777.800	-40.91	12.78	-13.0	-27.91	181.00	Horizontal	Vertical	Pass
9913.450	-38.07	18.83	-13.0	-25.07	75.00	Horizontal	Vertical	Pass

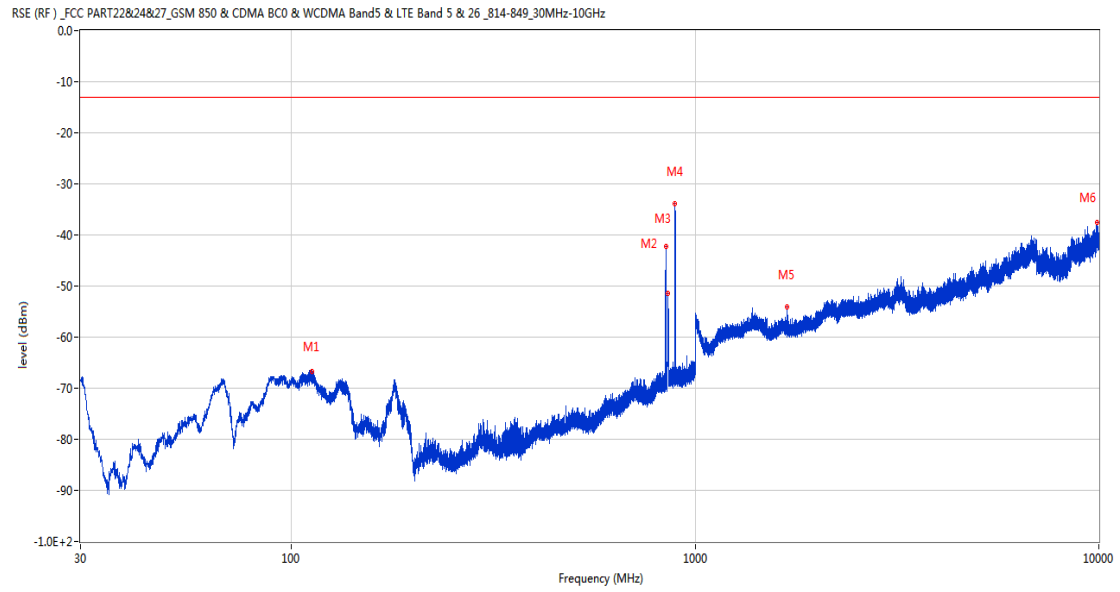
RSE-V&V WCDMA Band 5 CH4183



Frequency (MHz)	Result (dBm)	Factor (dB)	PK Limit (dBm)	Over Limit (dB)	Table (o)	ANT	EUT	Verdict
67.782	-56.96	-16.79	-13.0	-43.96	294.00	Vertical	Vertical	Pass
838.204	-48.70	2.20	-13.0	-35.70	73.00	Vertical	Vertical	N/A
882.630	-33.32	2.78	-13.0	-20.32	237.00	Vertical	Vertical	N/A
3350.200	-48.02	3.55	-13.0	-35.02	292.00	Vertical	Vertical	Pass
6798.200	-40.59	13.10	-13.0	-27.59	248.00	Vertical	Vertical	Pass
9906.700	-38.06	18.76	-13.0	-25.06	122.00	Vertical	Vertical	Pass

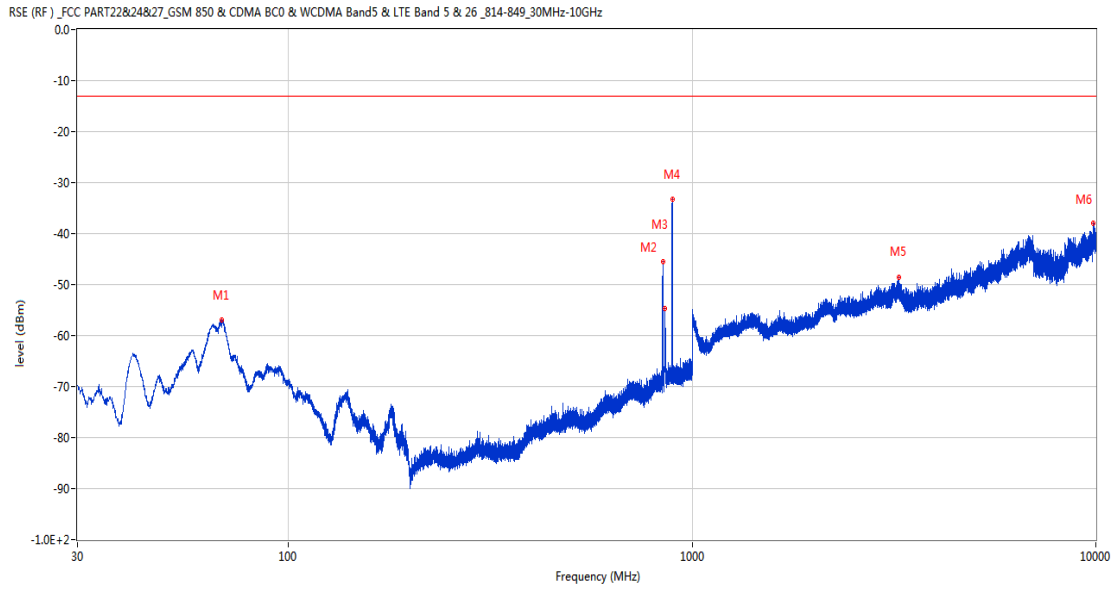
8.3 WCDMA Band 5 High Channel

RSE-H&V WCDMA Band 5 CH4233



Frequency (MHz)	Result (dBm)	Factor (dB)	PK Limit (dBm)	Over Limit (dB)	Table (o)	ANT	EUT	Verdict
112.353	-66.80	-20.21	-13.0	-53.80	179.00	Horizontal	Vertical	Pass
845.673	-42.15	2.27	-13.0	-29.15	194.00	Horizontal	Vertical	N/A
855.955	-51.48	2.35	-13.0	-38.48	210.00	Horizontal	Vertical	N/A
891.748	-33.80	2.49	-13.0	-20.80	148.00	Horizontal	Vertical	N/A
1690.100	-54.16	-4.84	-13.0	-41.16	23.00	Horizontal	Vertical	Pass
9907.900	-37.57	18.78	-13.0	-24.57	209.00	Horizontal	Vertical	Pass

RSE-V&V WCDMA Band 5 CH4233



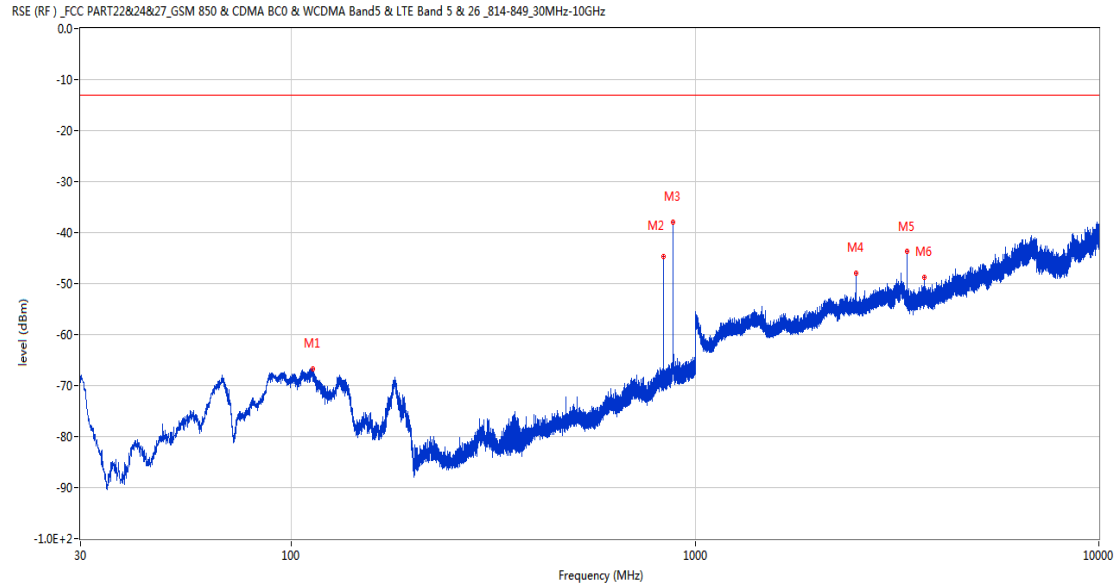
Frequency (MHz)	Result (dBm)	Factor (dB)	PK Limit (dBm)	Over Limit (dB)	Table (o)	ANT	EUT	Verdict
68.267	-56.94	-16.73	-13.0	-43.94	266.00	Vertical	Vertical	Pass
846.013	-45.48	2.27	-13.0	-32.48	73.00	Vertical	Vertical	N/A
855.955	-54.78	2.35	-13.0	-41.78	73.00	Vertical	Vertical	N/A
892.330	-33.34	2.51	-13.0	-20.34	202.00	Vertical	Vertical	N/A
3248.800	-48.52	5.98	-13.0	-35.52	37.00	Vertical	Vertical	Pass
9847.599	-38.03	18.21	-13.0	-25.03	85.00	Vertical	Vertical	Pass

LTE

9 LTE Band 5

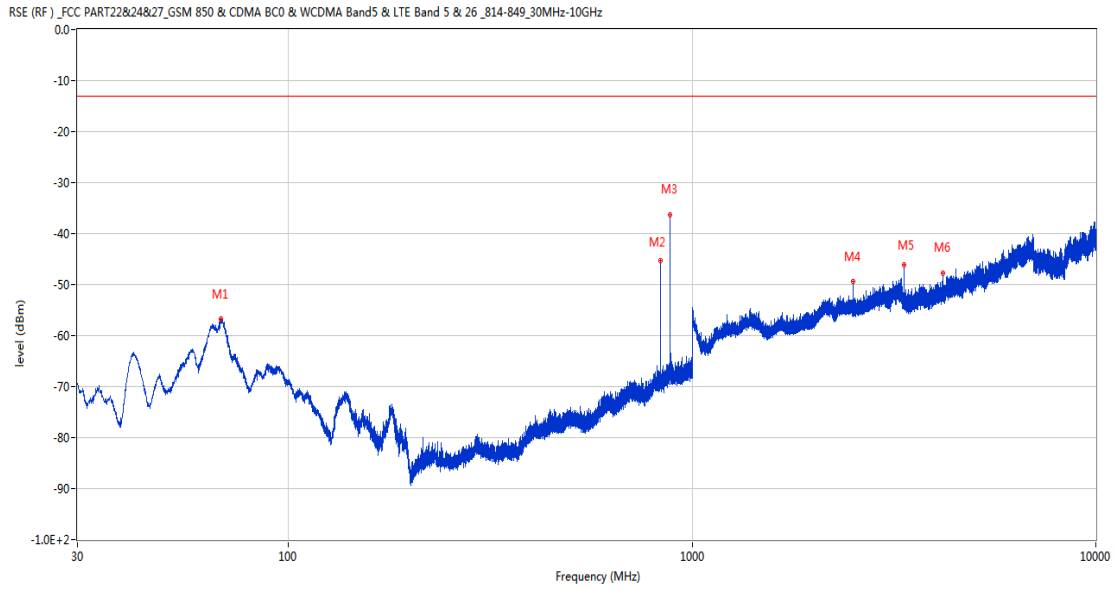
9.1 LTE Band 5 BW1.4, Middle Channel

RSE-H&V LTE Band 5 BW1.4 CH20525



Frequency (MHz)	Result (dBm)	Factor (dB)	PK Limit (dBm)	Over Limit (dB)	Table (o)	ANT	EUT	Verdict
112.789	-66.81	-20.17	-13.0	-53.81	177.00	Horizontal	Vertical	Pass
836.070	-44.76	2.17	-13.0	-31.76	211.00	Horizontal	Vertical	N/A
881.854	-37.94	2.76	-13.0	-24.94	59.00	Horizontal	Vertical	N/A
2508.100	-47.88	0.02	-13.0	-34.88	360.00	Horizontal	Vertical	Pass
3344.400	-43.75	3.60	-13.0	-30.75	305.00	Horizontal	Vertical	Pass
3704.400	-48.74	4.53	-13.0	-35.74	160.00	Horizontal	Vertical	Pass

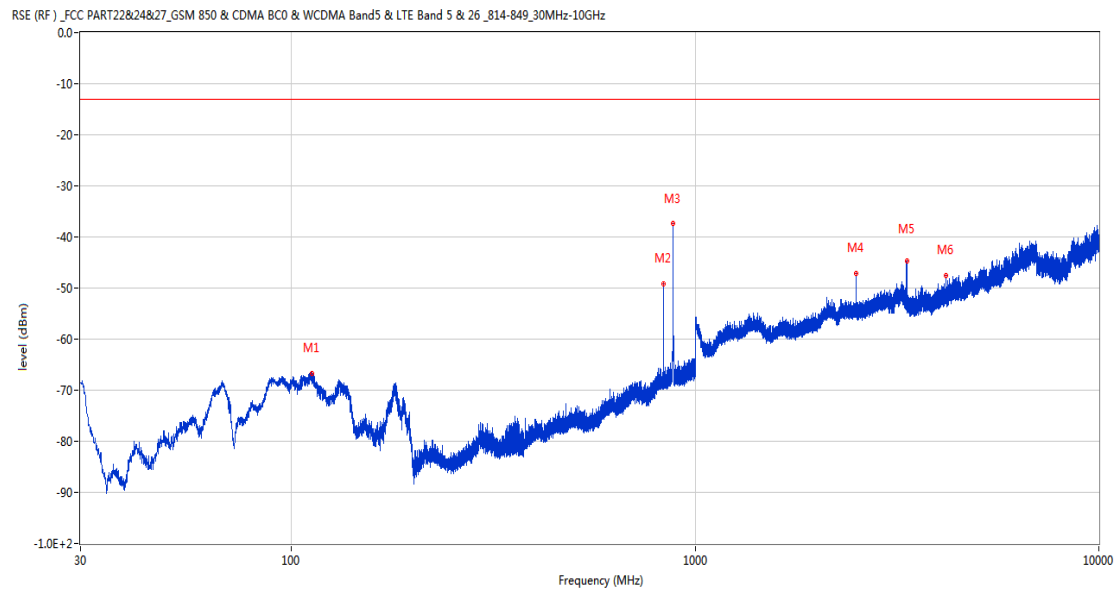
RSE-V&V LTE Band 5 BW1.4 CH20525



Frequency (MHz)	Result (dBm)	Factor (dB)	PK Limit (dBm)	Over Limit (dB)	Table (o)	ANT	EUT	Verdict
68.073	-56.76	-16.73	-13.0	-43.76	280.00	Vertical	Vertical	Pass
836.022	-45.35	2.17	-13.0	-32.35	70.00	Vertical	Vertical	N/A
881.708	-36.26	2.74	-13.0	-23.26	214.00	Vertical	Vertical	N/A
2508.300	-49.46	0.00	-13.0	-36.46	292.00	Vertical	Vertical	Pass
3344.200	-46.03	3.59	-13.0	-33.03	279.00	Vertical	Vertical	Pass
4180.800	-47.84	5.34	-13.0	-34.84	213.00	Vertical	Vertical	Pass

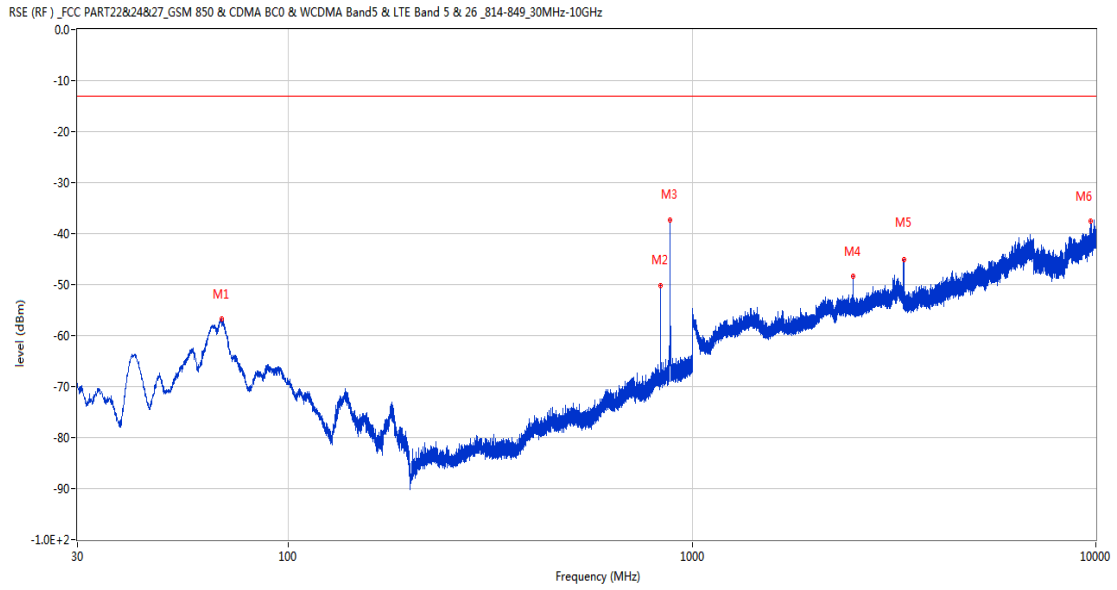
9.2 LTE Band 5 BW3, Middle Channel

RSE-H&V LTE Band 5 BW3 CH20525



Frequency (MHz)	Result (dBm)	Factor (dB)	PK Limit (dBm)	Over Limit (dB)	Table (o)	ANT	EUT	Verdict
112.207	-66.64	-20.23	-13.0	-53.64	167.00	Horizontal	Vertical	Pass
835.197	-49.11	2.16	-13.0	-36.11	309.00	Horizontal	Vertical	N/A
880.738	-37.45	2.65	-13.0	-24.45	10.00	Horizontal	Vertical	N/A
2506.000	-47.17	-0.05	-13.0	-34.17	35.00	Horizontal	Vertical	Pass
3341.200	-44.79	3.46	-13.0	-31.79	290.00	Horizontal	Vertical	Pass
4176.400	-47.61	5.68	-13.0	-34.61	326.00	Horizontal	Vertical	Pass

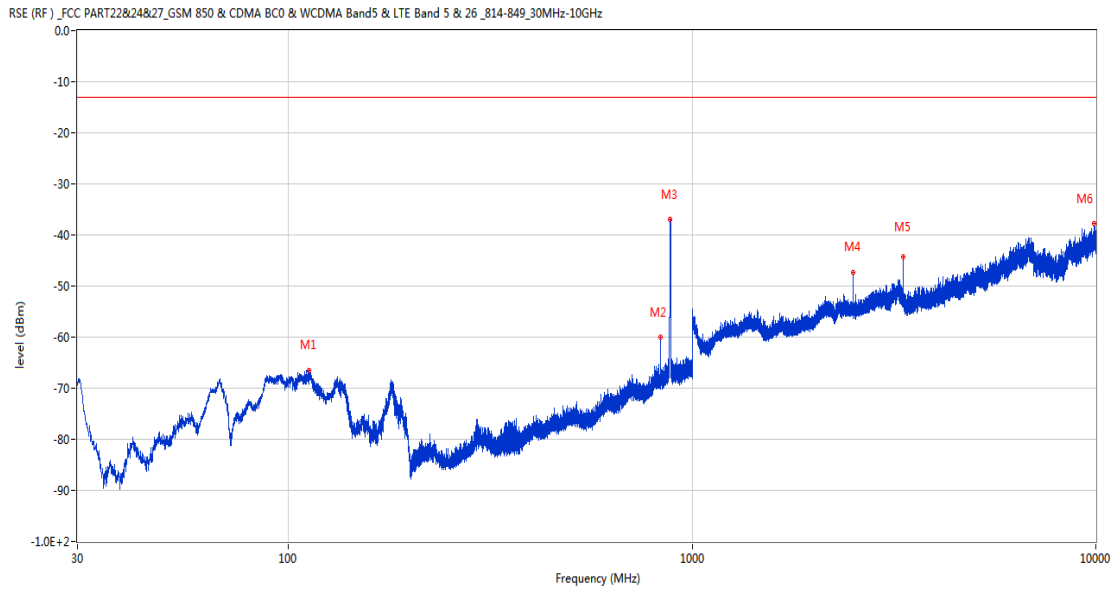
RSE-V&V LTE Band 5 BW3 CH20525



Frequency (MHz)	Result (dBm)	Factor (dB)	PK Limit (dBm)	Over Limit (dB)	Table (o)	ANT	EUT	Verdict
68.267	-56.81	-16.73	-13.0	-43.81	288.00	Vertical	Vertical	Pass
835.294	-50.17	2.16	-13.0	-37.17	36.00	Vertical	Vertical	N/A
881.806	-37.25	2.75	-13.0	-24.25	216.00	Vertical	Vertical	N/A
2505.900	-48.32	-0.06	-13.0	-35.32	360.00	Vertical	Vertical	Pass
3341.200	-45.08	3.46	-13.0	-32.08	286.00	Vertical	Vertical	Pass
9718.901	-37.57	18.50	-13.0	-24.57	154.00	Vertical	Vertical	Pass

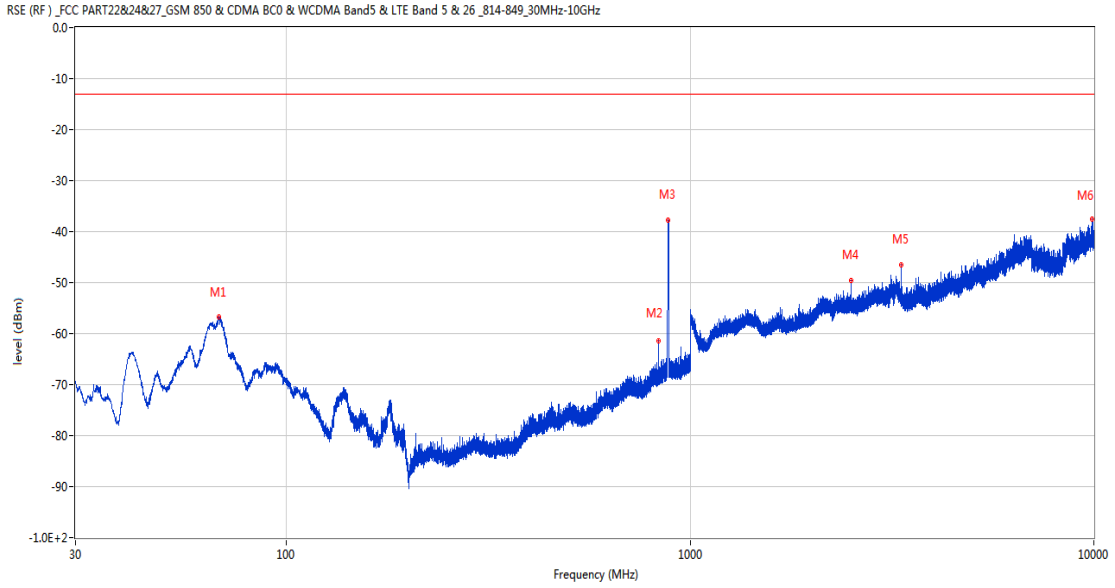
9.3 LTE Band 5 BW5, Middle Channel

RSE-H&V LTE Band 5 BW5 CH20525



Frequency (MHz)	Result (dBm)	Factor (dB)	PK Limit (dBm)	Over Limit (dB)	Table (o)	ANT	EUT	Verdict
112.401	-66.49	-20.21	-13.0	-53.49	187.00	Horizontal	Vertical	Pass
834.372	-60.05	2.15	-13.0	-47.05	304.00	Horizontal	Vertical	N/A
881.563	-36.97	2.73	-13.0	-23.97	73.00	Horizontal	Vertical	N/A
2503.700	-47.31	-0.16	-13.0	-34.31	360.00	Horizontal	Vertical	Pass
3337.600	-44.36	3.40	-13.0	-31.36	144.00	Horizontal	Vertical	Pass
9915.250	-37.83	18.85	-13.0	-24.83	116.00	Horizontal	Vertical	Pass

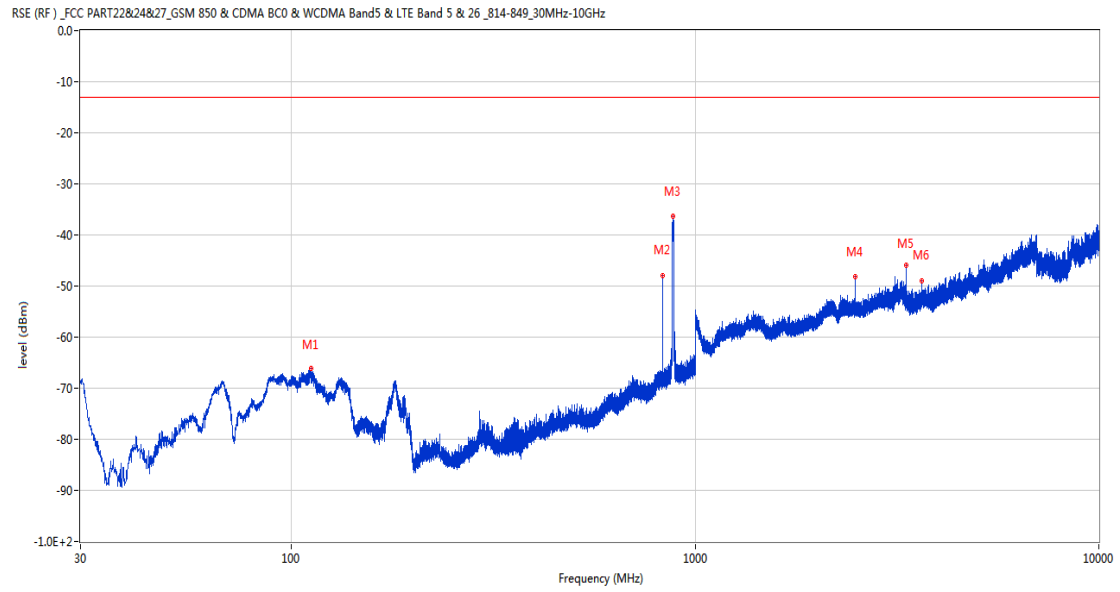
RSE-V&V LTE Band 5 BW5 CH20525



Frequency (MHz)	Result (dBm)	Factor (dB)	PK Limit (dBm)	Over Limit (dB)	Table (o)	ANT	EUT	Verdict
68.024	-56.75	-16.74	-13.0	-43.75	284.00	Vertical	Vertical	Pass
834.372	-61.41	2.15	-13.0	-48.41	94.00	Vertical	Vertical	N/A
881.951	-37.73	2.77	-13.0	-24.73	246.00	Vertical	Vertical	N/A
2503.300	-49.55	-0.17	-13.0	-36.55	55.00	Vertical	Vertical	Pass
3337.600	-46.51	3.40	-13.0	-33.51	266.00	Vertical	Vertical	Pass
9884.049	-37.53	18.37	-13.0	-24.53	75.00	Vertical	Vertical	Pass

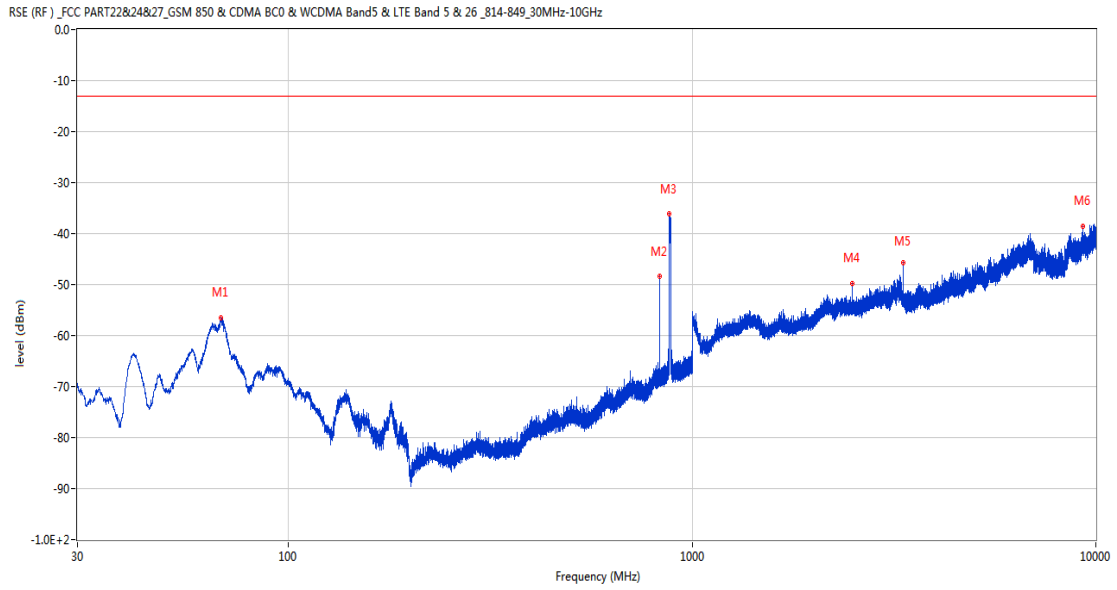
9.4 LTE Band 5 BW10, Middle Channel

RSE-H&V LTE Band 5 BW10 CH20525



Frequency (MHz)	Result (dBm)	Factor (dB)	PK Limit (dBm)	Over Limit (dB)	Table (o)	ANT	EUT	Verdict
111.626	-66.11	-20.28	-13.0	-53.11	182.00	Horizontal	Vertical	Pass
832.044	-47.90	2.12	-13.0	-34.90	202.00	Horizontal	Vertical	N/A
879.186	-36.39	2.60	-13.0	-23.39	360.00	Horizontal	Vertical	N/A
2496.700	-48.19	-0.23	-13.0	-35.19	58.00	Horizontal	Vertical	Pass
3328.600	-45.93	3.44	-13.0	-32.93	256.00	Horizontal	Vertical	Pass
3646.800	-48.93	5.61	-13.0	-35.93	236.00	Horizontal	Vertical	Pass

RSE-V&V LTE Band 5 BW10 CH20525

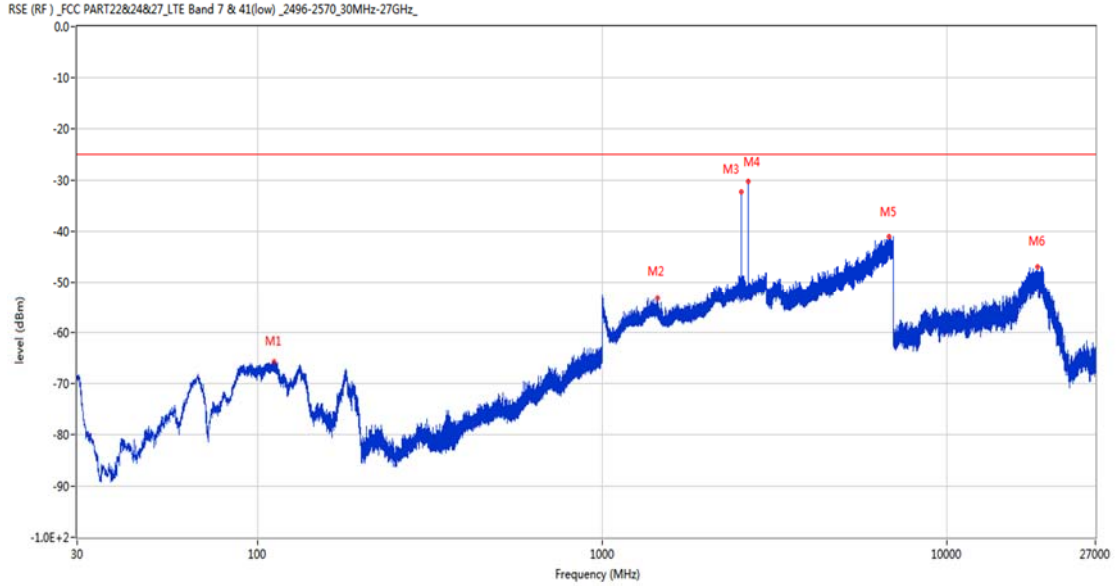


Frequency (MHz)	Result (dBm)	Factor (dB)	PK Limit (dBm)	Over Limit (dB)	Table (o)	ANT	EUT	Verdict
68.121	-56.46	-16.73	-13.0	-43.46	297.00	Vertical	Vertical	Pass
832.093	-48.38	2.12	-13.0	-35.38	91.00	Vertical	Vertical	N/A
878.410	-36.17	2.61	-13.0	-23.17	214.00	Vertical	Vertical	N/A
2496.600	-49.80	-0.24	-13.0	-36.80	283.00	Vertical	Vertical	Pass
3328.400	-45.75	3.44	-13.0	-32.75	276.00	Vertical	Vertical	Pass
9288.250	-38.59	16.80	-13.0	-25.59	235.00	Vertical	Vertical	Pass

10 LTE Band 7

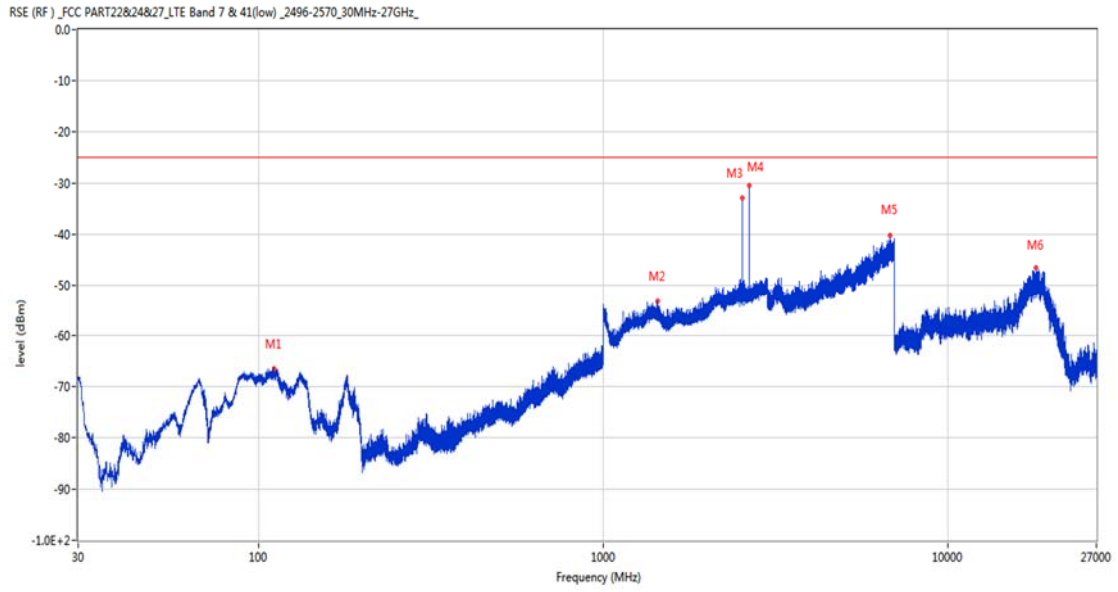
10.1 LTE Band 7 BW5, Middle Channel

RSE-H&H LTE Band 7 BW5 CH21100



Frequency (MHz)	Result (dBm)	Factor (dB)	PK Limit (dBm)	Over Limit (dB)	Table (o)	ANT	EUT	Verdict
112.062	-65.77	-19.89	-25.0	-40.77	147.00	Horizontal	Horizontal	Pass
1446.500	-53.34	-2.17	-25.0	-28.34	314.00	Horizontal	Horizontal	Pass
2533.000	-32.32	3.56	-25.0	-7.32	181.00	Horizontal	Horizontal	N/A
2656.000	-30.17	2.54	-25.0	-5.17	247.00	Horizontal	Horizontal	N/A
6795.000	-41.01	13.02	-25.0	-16.01	117.00	Horizontal	Horizontal	Pass
18353.601	-47.00	10.00	-25.0	-22.00	281.00	Horizontal	Horizontal	Pass

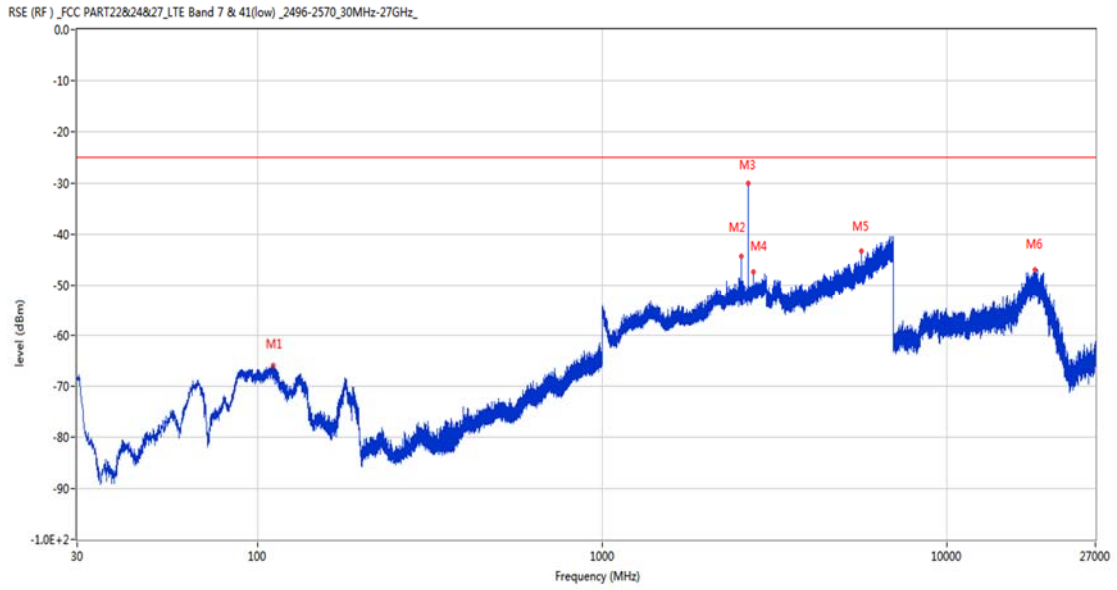
RSE-H&V LTE Band 7 BW5 CH21100



Frequency (MHz)	Result (dBm)	Factor (dB)	PK Limit (dBm)	Over Limit (dB)	Table (o)	ANT	EUT	Verdict
111.044	-66.56	-20.00	-25.0	-41.56	180.00	Horizontal	Vertical	Pass
1437.600	-53.22	-2.05	-25.0	-28.22	27.00	Horizontal	Vertical	Pass
2533.000	-32.90	3.56	-25.0	-7.90	49.00	Horizontal	Vertical	N/A
2656.700	-30.48	2.54	-25.0	-5.48	260.00	Horizontal	Vertical	N/A
6800.200	-40.19	13.17	-25.0	-15.19	280.00	Horizontal	Vertical	Pass
18031.450	-46.59	10.64	-25.0	-21.59	6.00	Horizontal	Vertical	Pass

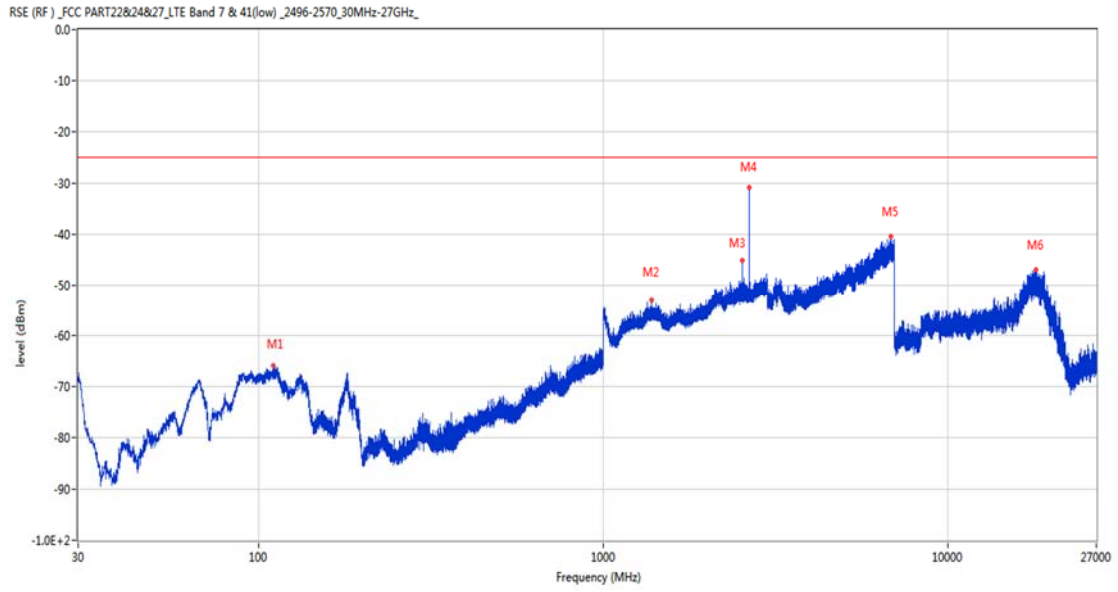
10.2 LTE Band 7 BW10, Middle Channel

RSE-H&H LTE Band 7 BW10 CH21100



Frequency (MHz)	Result (dBm)	Factor (dB)	PK Limit (dBm)	Over Limit (dB)	Table (o)	ANT	EUT	Verdict
111.141	-65.90	-19.99	-25.0	-40.90	188.00	Horizontal	Horizontal	Pass
2530.600	-44.38	3.54	-25.0	-19.38	207.00	Horizontal	Horizontal	N/A
2658.000	-30.00	2.52	-25.0	-5.00	258.00	Horizontal	Horizontal	N/A
2755.900	-47.42	3.73	-25.0	-22.42	193.00	Horizontal	Horizontal	Pass
5662.800	-43.35	9.20	-25.0	-18.35	52.00	Horizontal	Horizontal	Pass
18035.276	-46.98	10.63	-25.0	-21.98	67.00	Horizontal	Horizontal	Pass

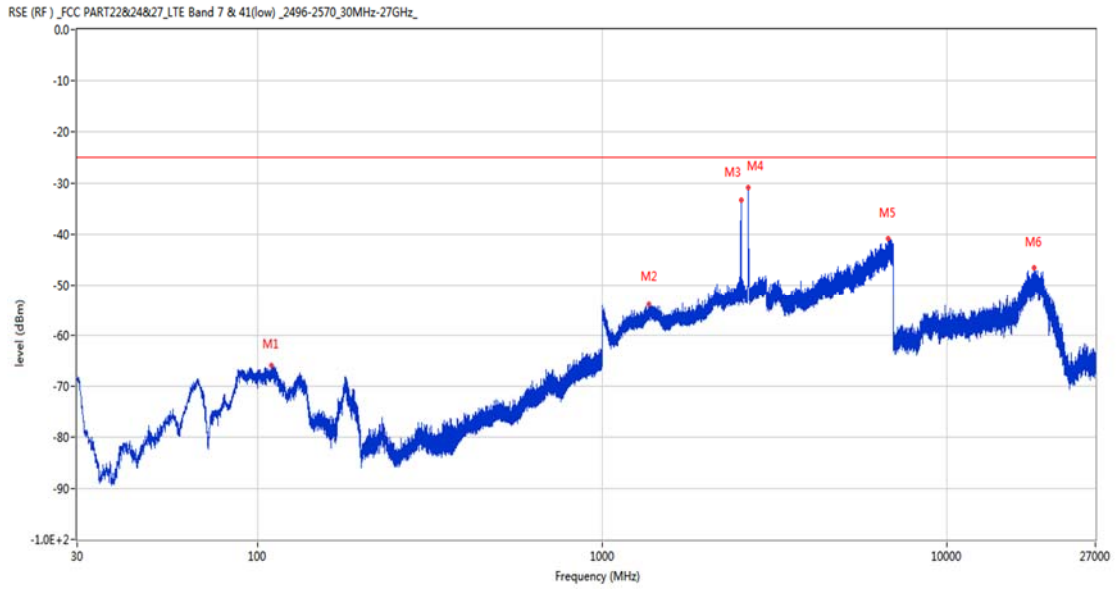
RSE-H&V LTE Band 7 BW10 CH21100



Frequency (MHz)	Result (dBm)	Factor (dB)	PK Limit (dBm)	Over Limit (dB)	Table (o)	ANT	EUT	Verdict
110.656	-65.89	-20.02	-25.0	-40.89	169.00	Horizontal	Vertical	Pass
1382.600	-52.98	-1.97	-25.0	-27.98	266.00	Horizontal	Vertical	Pass
2530.600	-45.11	3.54	-25.0	-20.11	40.00	Horizontal	Vertical	N/A
2658.200	-30.85	2.52	-25.0	-5.85	260.00	Horizontal	Vertical	N/A
6824.000	-40.46	12.96	-25.0	-15.46	0.00	Horizontal	Vertical	Pass
17993.964	-46.98	10.69	-25.0	-21.98	91.00	Horizontal	Vertical	Pass

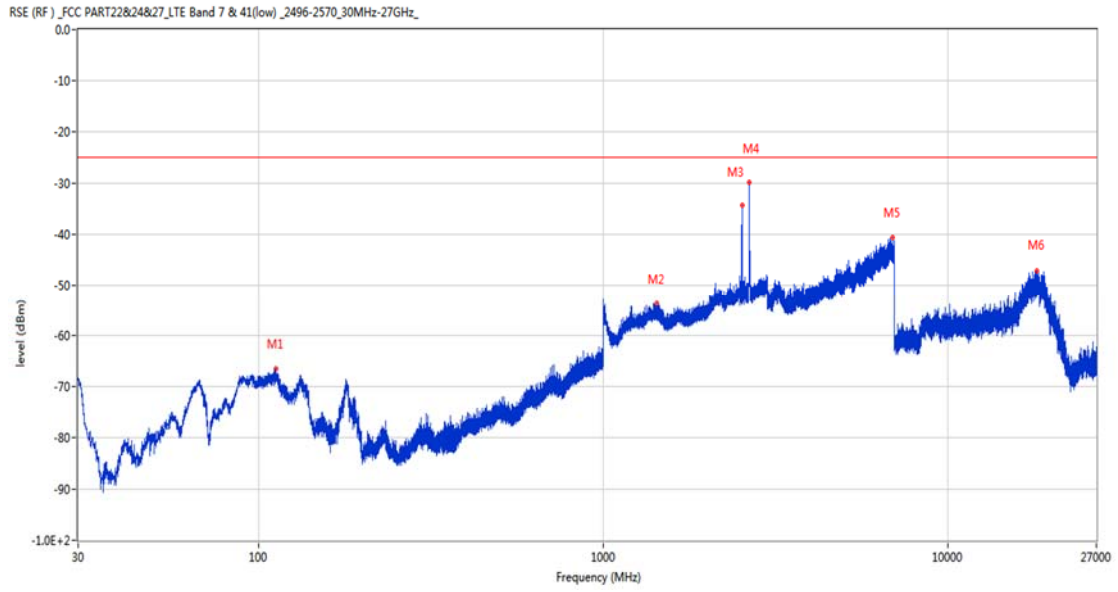
10.3 LTE Band 7 BW15, Middle Channel

RSE-H&H LTE Band 7 BW15 CH21100



Frequency (MHz)	Result (dBm)	Factor (dB)	PK Limit (dBm)	Over Limit (dB)	Table (o)	ANT	EUT	Verdict
110.171	-65.87	-20.02	-25.0	-40.87	186.00	Horizontal	Horizontal	Pass
1368.300	-53.90	-2.00	-25.0	-28.90	62.00	Horizontal	Horizontal	Pass
2528.600	-34.00	3.52	-25.0	-9.00	169.00	Horizontal	Horizontal	N/A
2650.300	-30.86	2.51	-25.0	-5.86	259.00	Horizontal	Horizontal	N/A
6780.000	-40.80	12.66	-25.0	-15.80	286.00	Horizontal	Horizontal	Pass
17948.025	-46.53	9.69	-25.0	-21.53	235.00	Horizontal	Horizontal	Pass

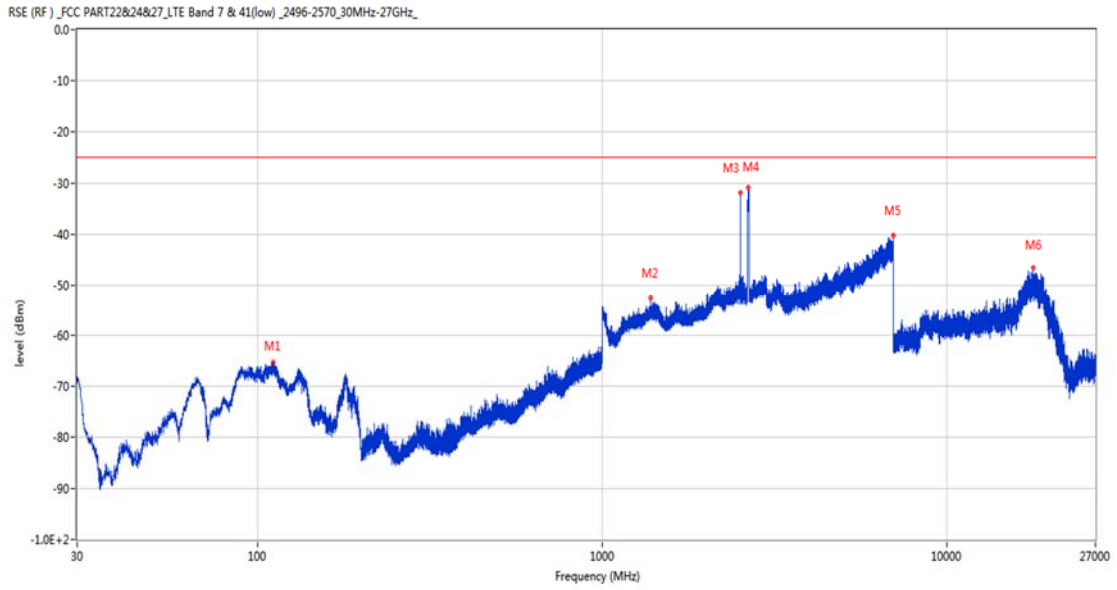
RSE-H&V LTE Band 7 BW15 CH21100



Frequency (MHz)	Result (dBm)	Factor (dB)	PK Limit (dBm)	Over Limit (dB)	Table (o)	ANT	EUT	Verdict
112.692	-66.60	-19.82	-25.0	-41.60	186.00	Horizontal	Vertical	Pass
1431.400	-53.72	-1.91	-25.0	-28.72	72.00	Horizontal	Vertical	Pass
2528.600	-34.22	3.52	-25.0	-9.22	50.00	Horizontal	Vertical	N/A
2651.300	-29.85	2.58	-25.0	-4.85	265.00	Horizontal	Vertical	N/A
6919.200	-40.62	12.38	-25.0	-15.62	285.00	Horizontal	Vertical	Pass
18106.675	-47.14	10.49	-25.0	-22.14	211.00	Horizontal	Vertical	Pass

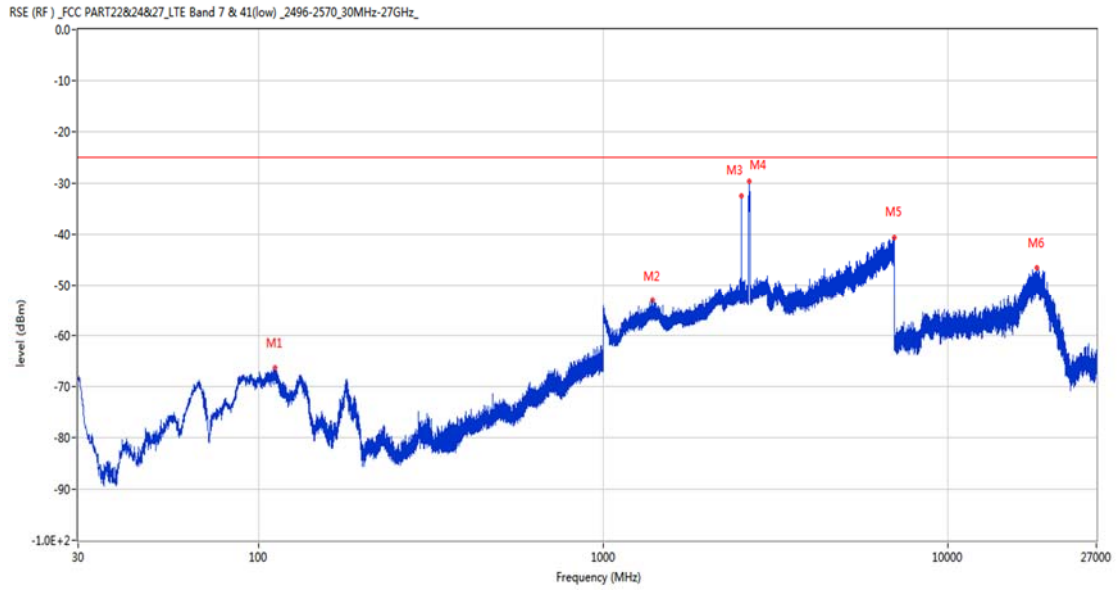
10.4 LTE Band 7 BW20, Middle Channel

RSE-H&H LTE Band 7 BW20 CH21100



Frequency (MHz)	Result (dBm)	Factor (dB)	PK Limit (dBm)	Over Limit (dB)	Table (o)	ANT	EUT	Verdict
111.092	-65.38	-19.99	-25.0	-40.38	174.00	Horizontal	Horizontal	Pass
1382.500	-52.63	-1.96	-25.0	-27.63	0.00	Horizontal	Horizontal	Pass
2526.400	-31.87	3.49	-25.0	-6.87	181.00	Horizontal	Horizontal	N/A
2653.400	-30.72	2.58	-25.0	-5.72	260.00	Horizontal	Horizontal	N/A
6986.000	-40.23	13.62	-25.0	-15.23	-1.00	Horizontal	Horizontal	Pass
17799.449	-46.56	9.66	-25.0	-21.56	131.00	Horizontal	Horizontal	Pass

RSE-H&V LTE Band 7 BW20 CH21100



Frequency (MHz)	Result (dBm)	Factor (dB)	PK Limit (dBm)	Over Limit (dB)	Table (o)	ANT	EUT	Verdict
111.916	-66.42	-19.90	-25.0	-41.42	170.00	Horizontal	Vertical	Pass
1393.100	-53.12	-1.68	-25.0	-28.12	161.00	Horizontal	Vertical	Pass
2526.300	-32.48	3.49	-25.0	-7.48	50.00	Horizontal	Vertical	N/A
2651.200	-29.61	2.57	-25.0	-4.61	259.00	Horizontal	Vertical	N/A
6994.800	-40.52	13.84	-25.0	-15.52	49.00	Horizontal	Vertical	Pass
18113.475	-46.62	10.48	-25.0	-21.62	323.00	Horizontal	Vertical	Pass

11 LTE Band 38

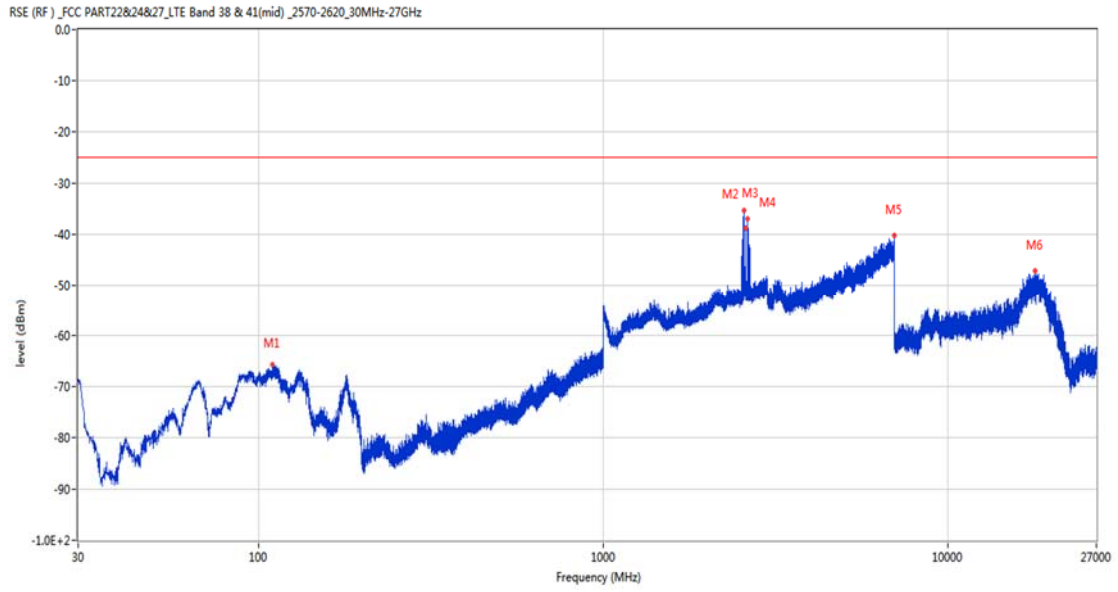
11.1 LTE Band 38 BW5, Middle Channel

RSE-H&H LTE Band 38 BW5 CH38000



Frequency (MHz)	Result (dBm)	Factor (dB)	PK Limit (dBm)	Over Limit (dB)	Table (o)	ANT	EUT	Verdict
111.141	-65.31	-19.91	-25.0	-40.31	177.00	Horizontal	Horizontal	Pass
2559.000	-31.19	3.29	-25.0	-6.19	214.00	Horizontal	Horizontal	N/A
2593.000	-34.82	4.78	-25.0	-9.82	226.00	Horizontal	Horizontal	N/A
2632.400	-36.64	3.66	-25.0	-11.64	226.00	Horizontal	Horizontal	N/A
6812.200	-40.03	13.17	-25.0	-15.03	171.00	Horizontal	Horizontal	Pass
17947.238	-47.84	9.67	-25.0	-22.84	182.00	Horizontal	Horizontal	Pass

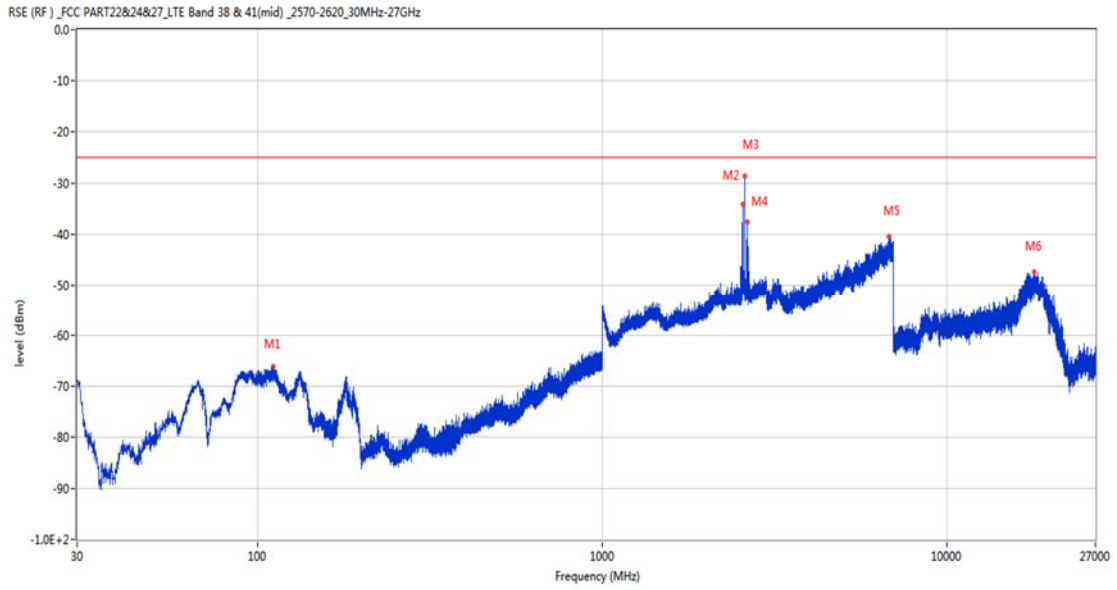
RSE-H&V LTE Band 38 BW5 CH38000



Frequency (MHz)	Result (dBm)	Factor (dB)	PK Limit (dBm)	Over Limit (dB)	Table (o)	ANT	EUT	Verdict
110.025	-65.65	-19.96	-25.0	-40.65	170.00	Horizontal	Vertical	Pass
2558.900	-35.25	3.24	-25.0	-10.25	8.00	Horizontal	Vertical	N/A
2593.300	-38.87	4.77	-25.0	-13.87	186.00	Horizontal	Vertical	N/A
2628.600	-36.98	3.39	-25.0	-11.98	43.00	Horizontal	Vertical	N/A
6992.800	-40.30	13.92	-25.0	-15.30	0.00	Horizontal	Vertical	Pass
17967.974	-47.18	10.32	-25.0	-22.18	-2.00	Horizontal	Vertical	Pass

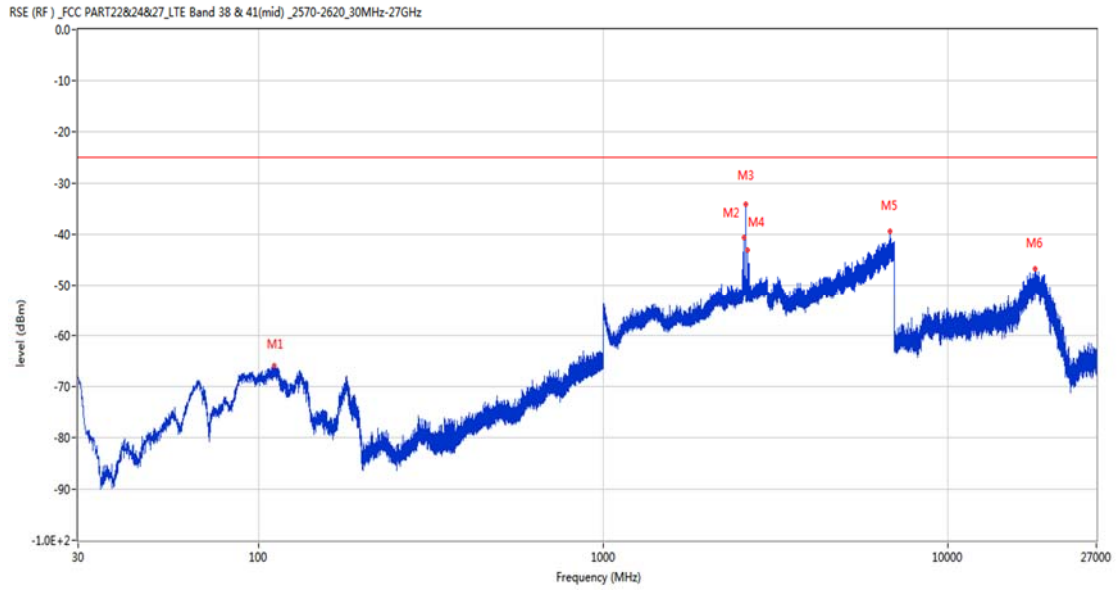
11.2 LTE Band 38 BW10, Middle Channel

RSE-H&H LTE Band 38 BW10 CH38000



Frequency (MHz)	Result (dBm)	Factor (dB)	PK Limit (dBm)	Over Limit (dB)	Table (o)	ANT	EUT	Verdict
110.898	-66.07	-19.93	-25.0	-41.07	184.00	Horizontal	Horizontal	Pass
2562.600	-34.10	5.70	-25.0	-9.10	199.00	Horizontal	Horizontal	N/A
2590.700	-28.55	4.88	-25.0	-3.55	212.00	Horizontal	Horizontal	N/A
2632.300	-37.54	3.66	-25.0	-12.54	225.00	Horizontal	Horizontal	N/A
6791.800	-40.49	12.94	-25.0	-15.49	266.00	Horizontal	Horizontal	Pass
17975.589	-47.33	10.55	-25.0	-22.33	51.00	Horizontal	Horizontal	Pass

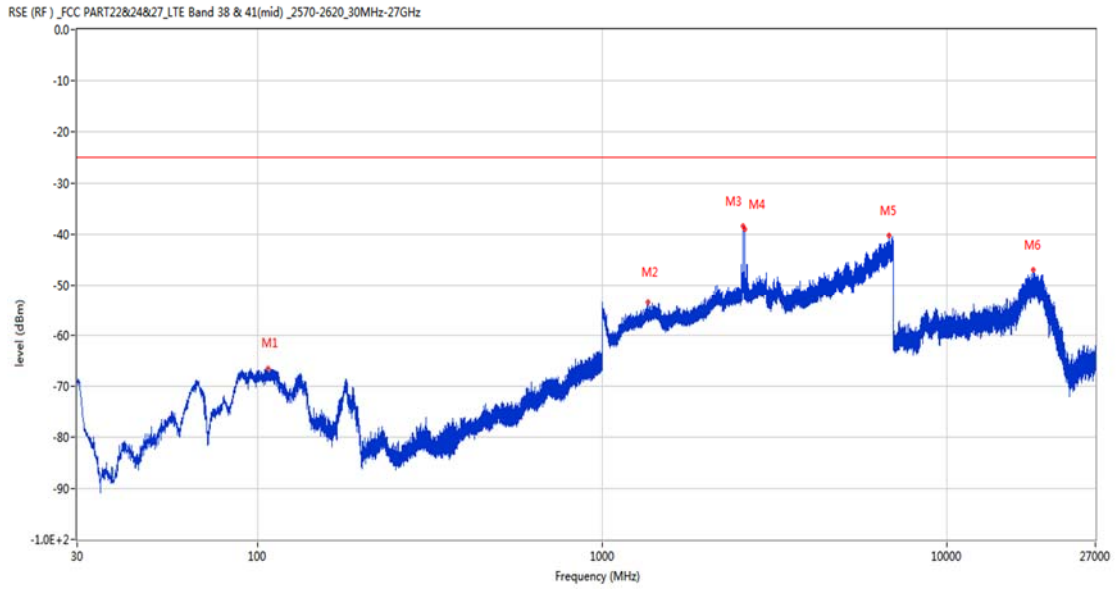
RSE-H&V LTE Band 38 BW10 CH38000



Frequency (MHz)	Result (dBm)	Factor (dB)	PK Limit (dBm)	Over Limit (dB)	Table (o)	ANT	EUT	Verdict
111.432	-66.00	-19.90	-25.0	-41.00	157.00	Horizontal	Vertical	Pass
2558.200	-40.70	3.04	-25.0	-15.70	10.00	Horizontal	Vertical	N/A
2590.800	-34.18	4.87	-25.0	-9.18	0.00	Horizontal	Vertical	N/A
2631.900	-43.06	3.65	-25.0	-18.06	10.00	Horizontal	Vertical	N/A
6813.400	-39.47	13.15	-25.0	-14.47	245.00	Horizontal	Vertical	Pass
17964.300	-46.72	10.21	-25.0	-21.72	99.00	Horizontal	Vertical	Pass

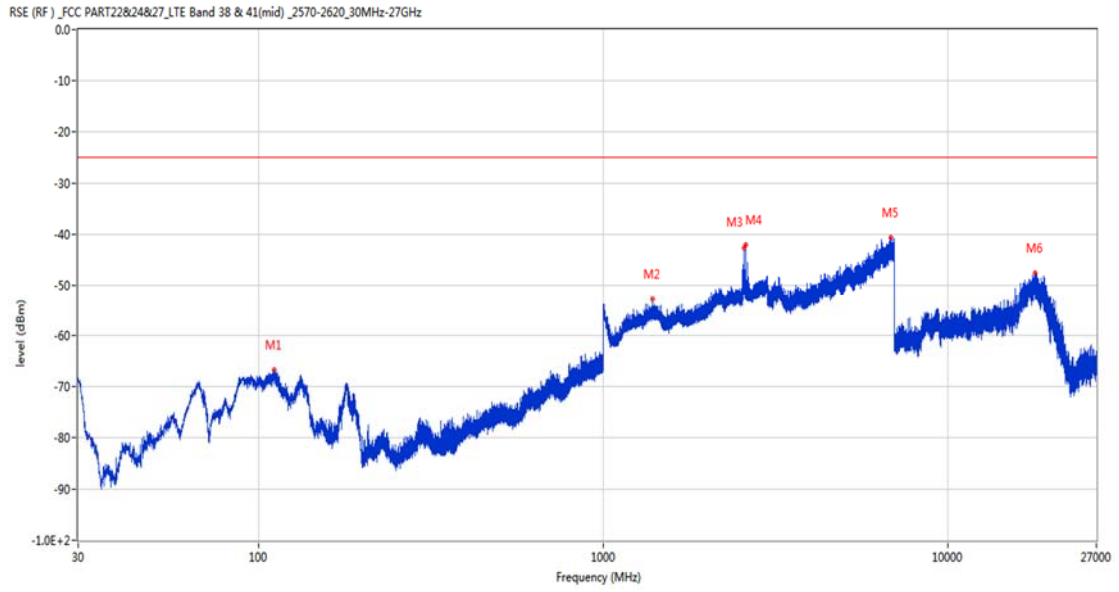
11.3 LTE Band 38 BW15, Middle Channel

RSE-H&H LTE Band 38 BW15 CH38000



Frequency (MHz)	Result (dBm)	Factor (dB)	PK Limit (dBm)	Over Limit (dB)	Table (o)	ANT	EUT	Verdict
107.357	-66.60	-20.55	-25.0	-41.60	168.00	Horizontal	Horizontal	Pass
1358.200	-53.44	-2.19	-25.0	-28.44	86.00	Horizontal	Horizontal	Pass
2562.000	-38.41	5.18	-25.0	-13.41	198.00	Horizontal	Horizontal	N/A
2588.500	-38.93	4.97	-25.0	-13.93	213.00	Horizontal	Horizontal	N/A
6794.400	-40.29	12.98	-25.0	-15.29	0.00	Horizontal	Horizontal	Pass
17797.349	-46.96	9.64	-25.0	-21.96	-3.00	Horizontal	Horizontal	Pass

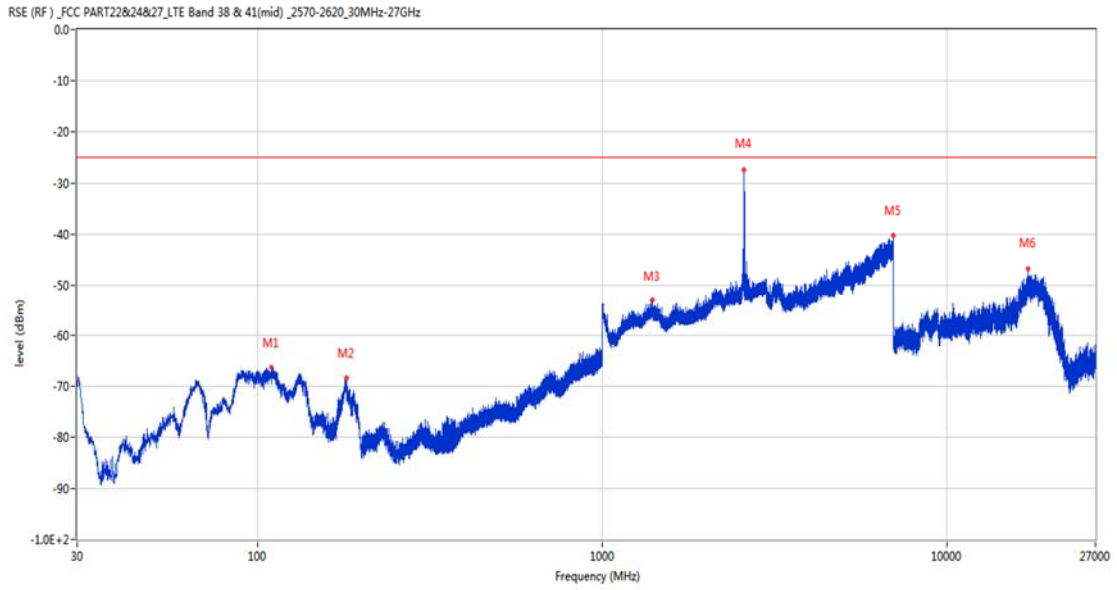
RSE-H&V LTE Band 38 BW15 CH38000



Frequency (MHz)	Result (dBm)	Factor (dB)	PK Limit (dBm)	Over Limit (dB)	Table (o)	ANT	EUT	Verdict
111.335	-66.83	-19.90	-25.0	-41.83	180.00	Horizontal	Vertical	Pass
1389.600	-52.95	-1.97	-25.0	-27.95	148.00	Horizontal	Vertical	Pass
2562.100	-42.69	5.27	-25.0	-17.69	360.00	Horizontal	Vertical	N/A
2588.700	-42.06	4.96	-25.0	-17.06	0.00	Horizontal	Vertical	N/A
6827.800	-40.71	12.68	-25.0	-15.71	318.00	Horizontal	Vertical	Pass
17948.025	-47.62	9.69	-25.0	-22.62	360.00	Horizontal	Vertical	Pass

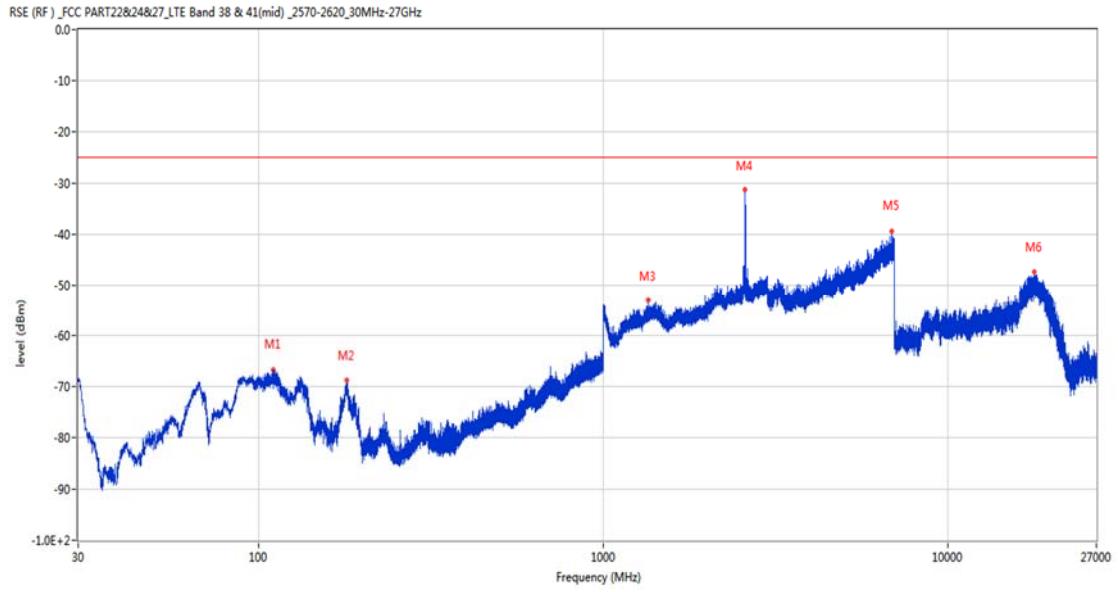
11.4 LTE Band 38 BW20, Middle Channel

RSE-H&H LTE Band 38 BW20 CH38000



Frequency (MHz)	Result (dBm)	Factor (dB)	PK Limit (dBm)	Over Limit (dB)	Table (o)	ANT	EUT	Verdict
110.171	-66.37	-19.96	-25.0	-41.37	158.00	Horizontal	Horizontal	Pass
181.417	-68.38	-14.66	-25.0	-43.38	31.00	Horizontal	Horizontal	Pass
1401.800	-53.14	-1.74	-25.0	-28.14	266.00	Horizontal	Horizontal	Pass
2586.300	-27.32	5.06	-25.0	-2.32	215.00	Horizontal	Horizontal	N/A
6996.200	-40.22	13.84	-25.0	-15.22	330.00	Horizontal	Horizontal	Pass
17224.837	-46.77	10.84	-25.0	-21.77	338.00	Horizontal	Horizontal	Pass

RSE-H&V LTE Band 38 BW20 CH38000

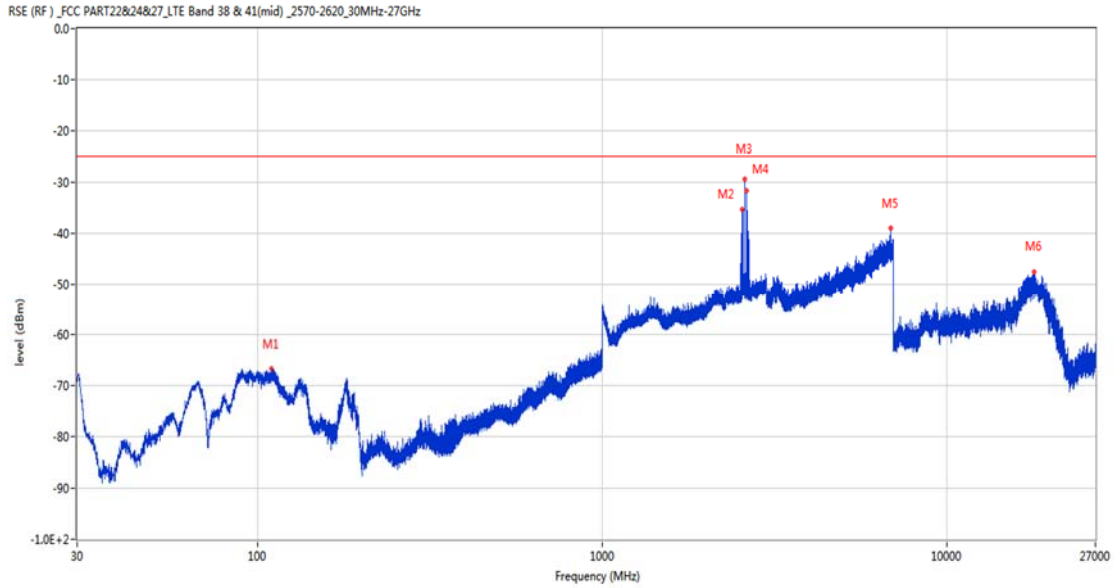


Frequency (MHz)	Result (dBm)	Factor (dB)	PK Limit (dBm)	Over Limit (dB)	Table (o)	ANT	EUT	Verdict
110.316	-66.73	-19.95	-25.0	-41.73	190.00	Horizontal	Vertical	Pass
180.204	-68.82	-14.54	-25.0	-43.82	21.00	Horizontal	Vertical	Pass
1353.000	-53.09	-2.20	-25.0	-28.09	30.00	Horizontal	Vertical	Pass
2586.300	-31.63	5.06	-25.0	-6.63	0.00	Horizontal	Vertical	N/A
6861.200	-39.35	12.37	-25.0	-14.35	232.00	Horizontal	Vertical	Pass
17863.500	-47.27	10.32	-25.0	-22.27	171.00	Horizontal	Vertical	Pass

12 LTE Band 41

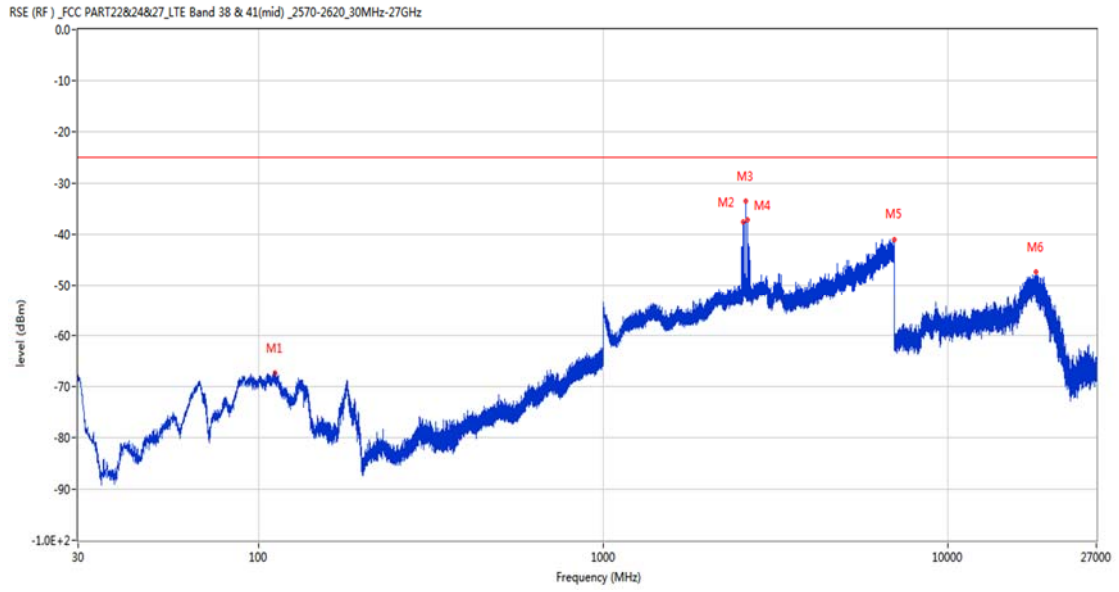
12.1 LTE Band 41 BW5, Middle Channel

RSE-H&H LTE Band 41 BW5 CH40765



Frequency (MHz)	Result (dBm)	Factor (dB)	PK Limit (dBm)	Over Limit (dB)	Table (o)	ANT	EUT	Verdict
109.977	-66.73	-19.97	-25.0	-41.73	189.00	Horizontal	Horizontal	Pass
2558.200	-35.39	2.90	-25.0	-10.39	207.00	Horizontal	Horizontal	N/A
2601.100	-30.47	4.86	-25.0	-5.47	170.00	Horizontal	Horizontal	N/A
2638.000	-31.63	3.66	-25.0	-6.63	219.00	Horizontal	Horizontal	N/A
6880.200	-39.00	12.27	-25.0	-14.00	247.00	Horizontal	Horizontal	Pass
17952.225	-47.64	9.82	-25.0	-22.64	95.00	Horizontal	Horizontal	Pass

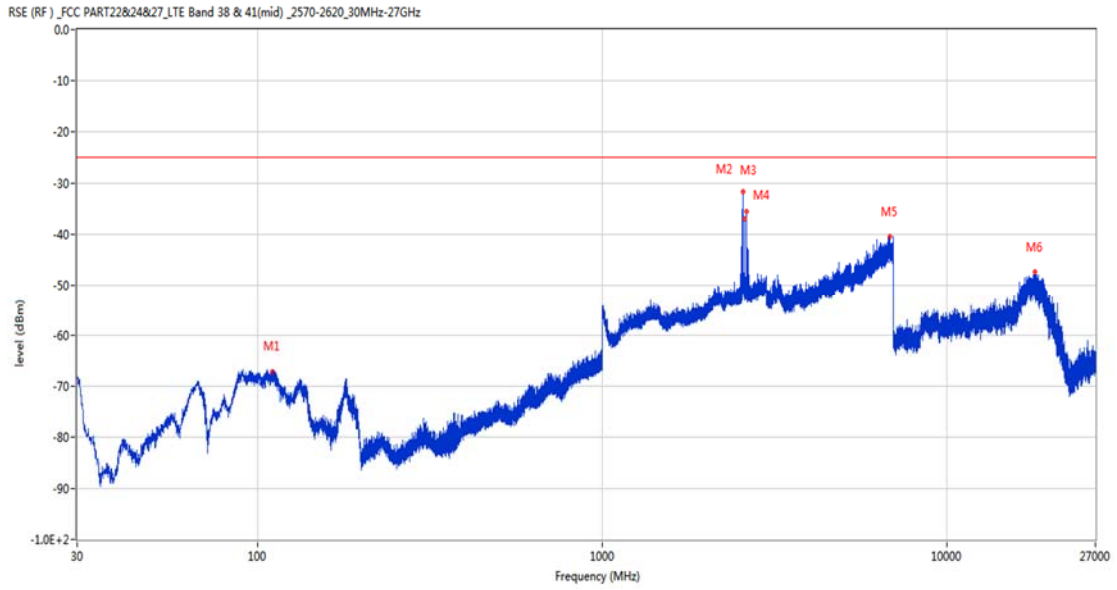
RSE-H&V LTE Band 41 BW5 CH40765



Frequency (MHz)	Result (dBm)	Factor (dB)	PK Limit (dBm)	Over Limit (dB)	Table (o)	ANT	EUT	Verdict
112.062	-67.39	-19.86	-25.0	-42.39	181.00	Horizontal	Vertical	Pass
2556.600	-37.62	2.70	-25.0	-12.62	302.00	Horizontal	Vertical	N/A
2601.100	-33.52	4.86	-25.0	-8.52	0.00	Horizontal	Vertical	N/A
2629.700	-37.18	3.47	-25.0	-12.18	360.00	Horizontal	Vertical	N/A
6996.400	-41.08	13.86	-25.0	-16.08	76.00	Horizontal	Vertical	Pass
17980.838	-47.39	10.68	-25.0	-22.39	294.00	Horizontal	Vertical	Pass

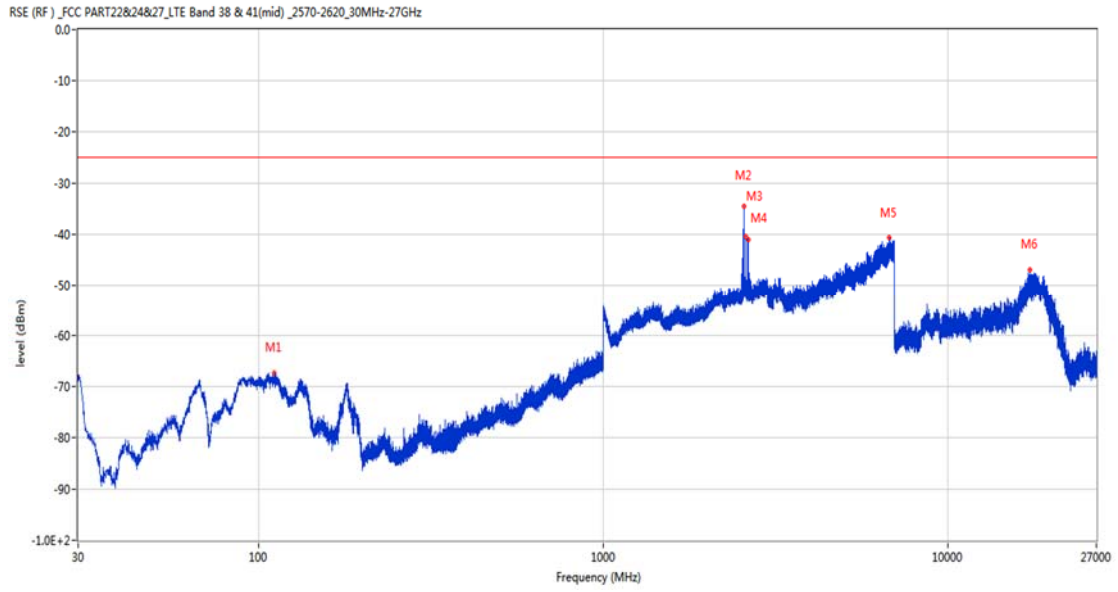
12.2 LTE Band 41 BW10, Middle Channel

RSE-H&H LTE Band 41 BW10 CH40765



Frequency (MHz)	Result (dBm)	Factor (dB)	PK Limit (dBm)	Over Limit (dB)	Table (o)	ANT	EUT	Verdict
110.801	-67.14	-19.93	-25.0	-42.14	188.00	Horizontal	Horizontal	Pass
2561.400	-31.60	4.66	-25.0	-6.60	185.00	Horizontal	Horizontal	N/A
2602.700	-36.92	4.96	-25.0	-11.92	225.00	Horizontal	Horizontal	N/A
2629.500	-35.58	3.44	-25.0	-10.58	197.00	Horizontal	Horizontal	N/A
6852.200	-40.39	12.46	-25.0	-15.39	100.00	Horizontal	Horizontal	Pass
17983.988	-47.27	10.69	-25.0	-22.27	105.00	Horizontal	Horizontal	Pass

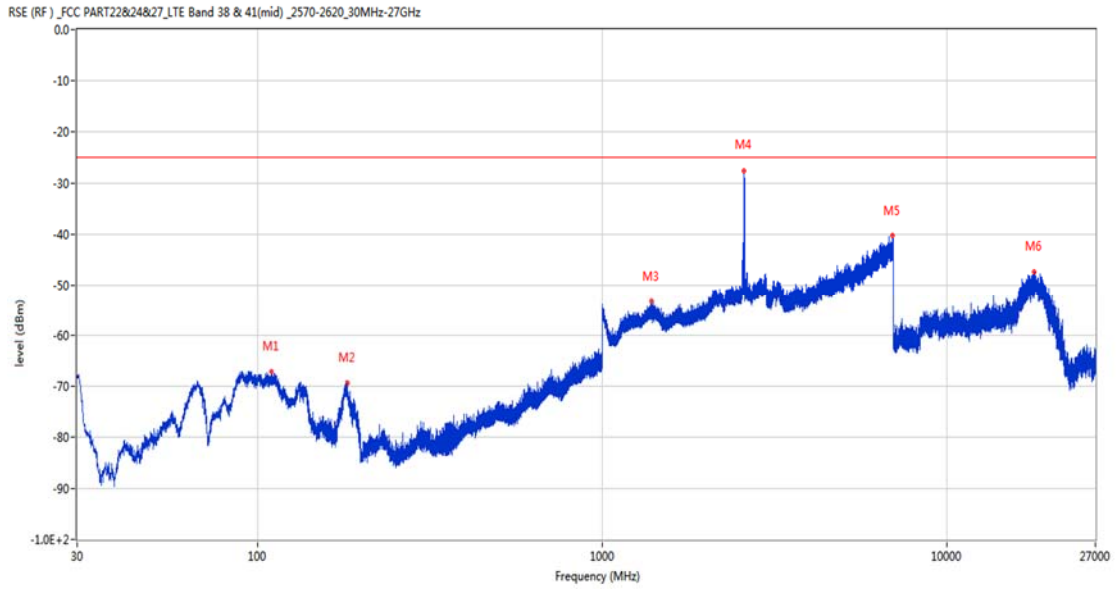
RSE-H&V LTE Band 41 BW10 CH40765



Frequency (MHz)	Result (dBm)	Factor (dB)	PK Limit (dBm)	Over Limit (dB)	Table (o)	ANT	EUT	Verdict
111.238	-67.28	-19.91	-25.0	-42.28	190.00	Horizontal	Vertical	Pass
2562.100	-34.56	5.27	-25.0	-9.56	38.00	Horizontal	Vertical	N/A
2602.900	-40.45	4.95	-25.0	-15.45	360.00	Horizontal	Vertical	N/A
2632.600	-41.06	3.67	-25.0	-16.06	0.00	Horizontal	Vertical	N/A
6757.800	-40.63	12.23	-25.0	-15.63	335.00	Horizontal	Vertical	Pass
17357.136	-46.88	10.53	-25.0	-21.88	0.00	Horizontal	Vertical	Pass

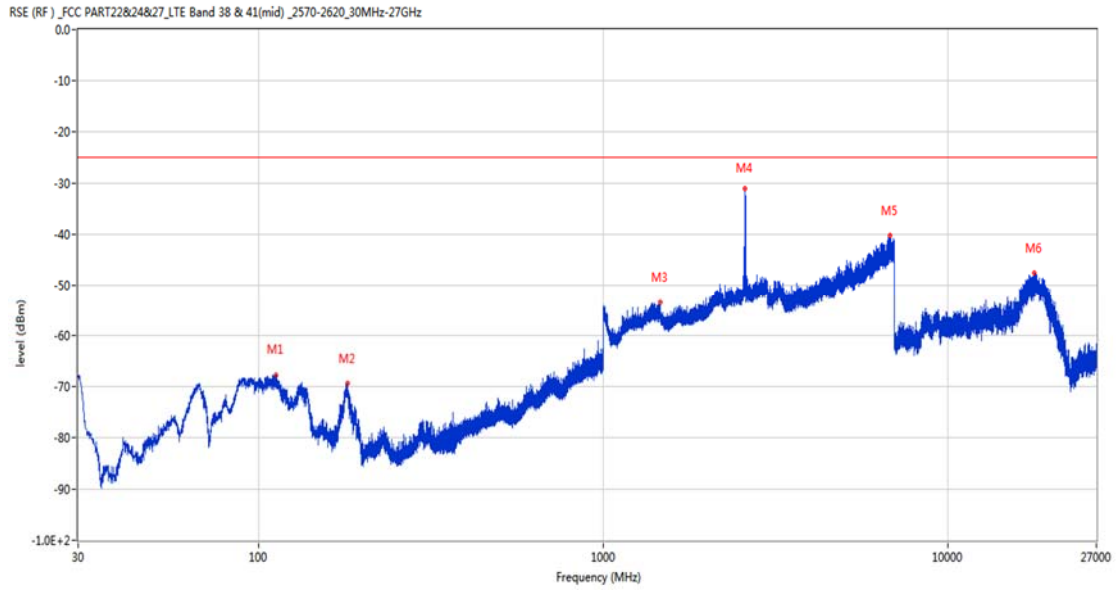
12.3 LTE Band 41 BW15, Middle Channel

RSE-H&H LTE Band 41 BW15 CH40765



Frequency (MHz)	Result (dBm)	Factor (dB)	PK Limit (dBm)	Over Limit (dB)	Table (o)	ANT	EUT	Verdict
109.783	-67.07	-20.02	-25.0	-42.07	180.00	Horizontal	Horizontal	Pass
182.387	-69.41	-14.78	-25.0	-44.41	33.00	Horizontal	Horizontal	Pass
1391.000	-53.34	-1.88	-25.0	-28.34	55.00	Horizontal	Horizontal	Pass
2601.500	-27.47	5.05	-25.0	-2.47	181.00	Horizontal	Horizontal	N/A
6946.000	-40.11	13.05	-25.0	-15.11	0.00	Horizontal	Horizontal	Pass
17952.750	-47.31	9.83	-25.0	-22.31	206.00	Horizontal	Horizontal	Pass

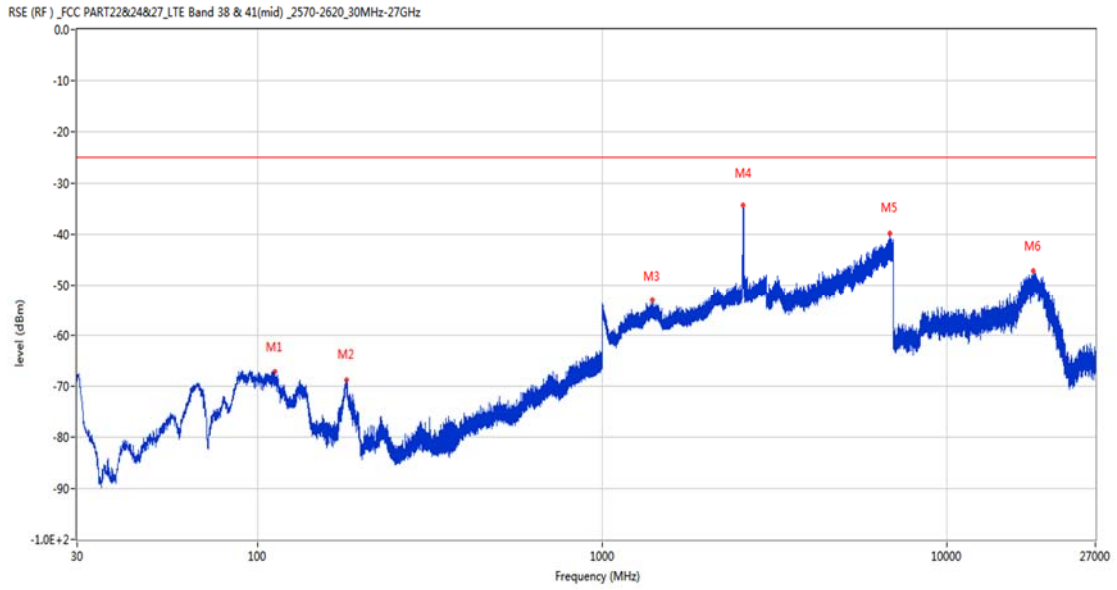
RSE-H&V LTE Band 41 BW15 CH40765



Frequency (MHz)	Result (dBm)	Factor (dB)	PK Limit (dBm)	Over Limit (dB)	Table (o)	ANT	EUT	Verdict
112.644	-67.72	-19.83	-25.0	-42.72	193.00	Horizontal	Vertical	Pass
181.174	-69.36	-14.63	-25.0	-44.36	23.00	Horizontal	Vertical	Pass
1469.400	-53.53	-2.78	-25.0	-28.53	28.00	Horizontal	Vertical	Pass
2601.500	-31.11	5.05	-25.0	-6.11	0.00	Horizontal	Vertical	N/A
6797.400	-40.23	13.09	-25.0	-15.23	349.00	Horizontal	Vertical	Pass
17851.163	-47.56	10.51	-25.0	-22.56	116.00	Horizontal	Vertical	Pass

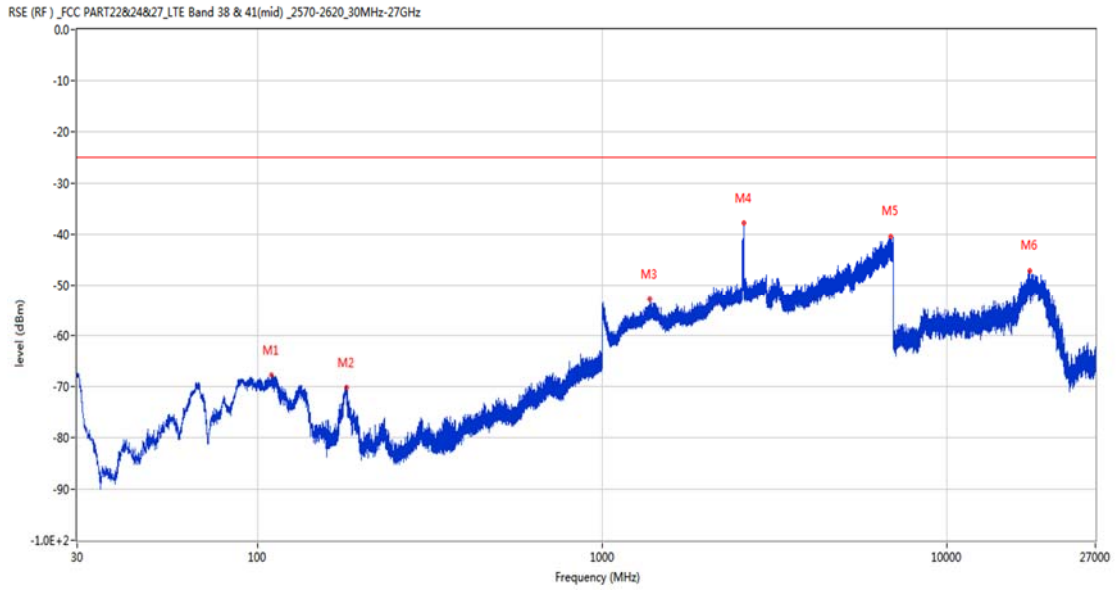
12.4 LTE Band 41 BW20, Middle Channel

RSE-H&H LTE Band 41 BW20 CH40765



Frequency (MHz)	Result (dBm)	Factor (dB)	PK Limit (dBm)	Over Limit (dB)	Table (o)	ANT	EUT	Verdict
112.256	-67.15	-19.85	-25.0	-42.15	187.00	Horizontal	Horizontal	Pass
181.417	-68.71	-14.66	-25.0	-43.71	13.00	Horizontal	Horizontal	Pass
1399.100	-53.10	-1.81	-25.0	-28.10	341.00	Horizontal	Horizontal	Pass
2601.700	-34.30	5.79	-25.0	-9.30	224.00	Horizontal	Horizontal	N/A
6832.600	-39.75	12.62	-25.0	-14.75	0.00	Horizontal	Horizontal	Pass
17857.200	-47.09	10.46	-25.0	-22.09	231.00	Horizontal	Horizontal	Pass

RSE-H&V LTE Band 41 BW20 CH40765



Frequency (MHz)	Result (dBm)	Factor (dB)	PK Limit (dBm)	Over Limit (dB)	Table (o)	ANT	EUT	Verdict
109.977	-67.78	-19.97	-25.0	-42.78	178.00	Horizontal	Vertical	Pass
181.174	-70.21	-14.63	-25.0	-45.21	1.00	Horizontal	Vertical	Pass
1376.000	-52.84	-1.97	-25.0	-27.84	35.00	Horizontal	Vertical	Pass
2601.700	-38.18	5.14	-25.0	-13.18	52.00	Horizontal	Vertical	N/A
6875.600	-40.43	12.16	-25.0	-15.43	360.00	Horizontal	Vertical	Pass
17367.114	-47.16	10.44	-25.0	-22.16	316.00	Horizontal	Vertical	Pass