

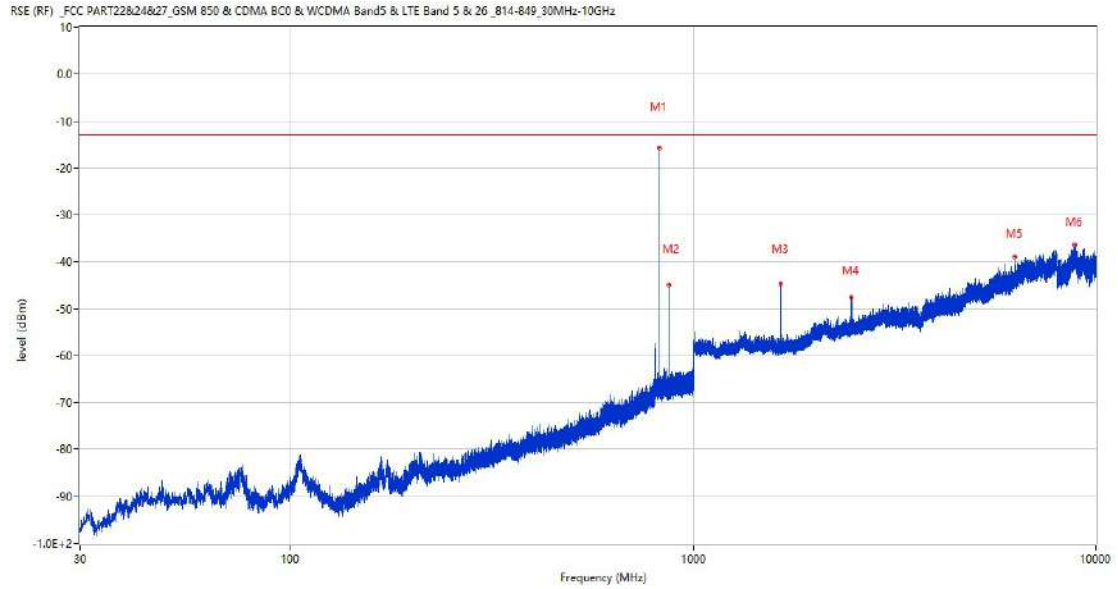
A.7 Field Strength of Spurious Radiation

GSM

1 GSM 850

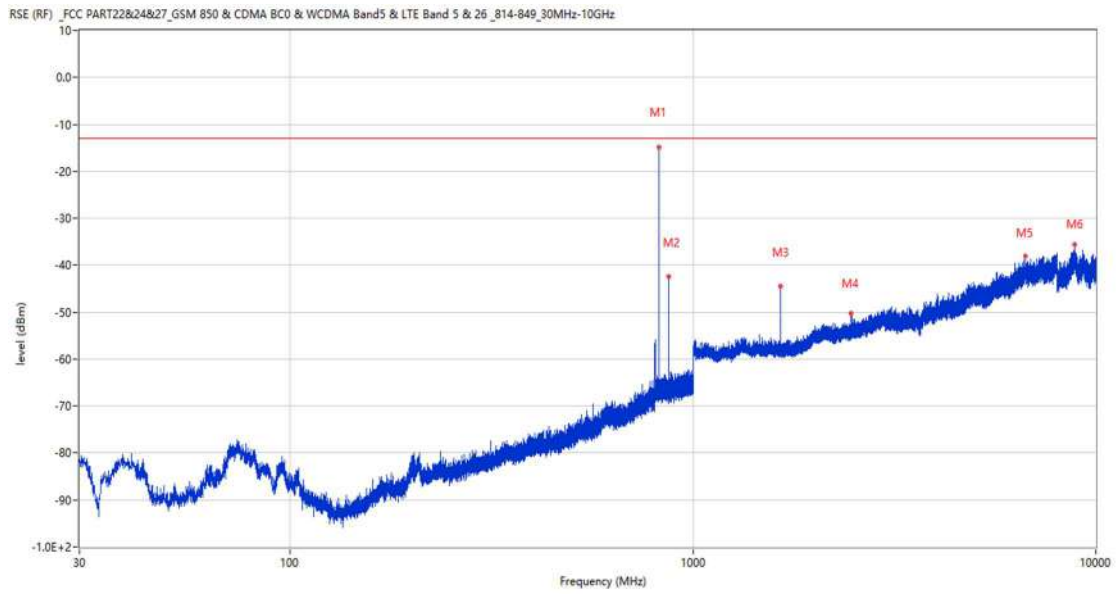
1.1 GSM 850 Low Channel

RSE-H&H GSM 850 CH128



Frequency (MHz)	Result (dBm)	Factor (dB)	PK Limit (dBm)	Over Limit (dB)	Table (o)	ANT	EUT	Verdict
824.188	-15.66	6.91	-13.0	-2.66	91.00	Horizontal	Horizontal	N/A
869.292	-44.87	6.37	-13.0	-31.87	16.00	Horizontal	Horizontal	N/A
1649.100	-44.77	-3.69	-13.0	-31.77	166.00	Horizontal	Horizontal	Pass
2473.500	-47.62	0.95	-13.0	-34.62	360.00	Horizontal	Horizontal	Pass
6308.250	-38.94	15.71	-13.0	-25.94	131.00	Horizontal	Horizontal	Pass
8857.300	-36.31	20.27	-13.0	-23.31	351.00	Horizontal	Horizontal	Pass

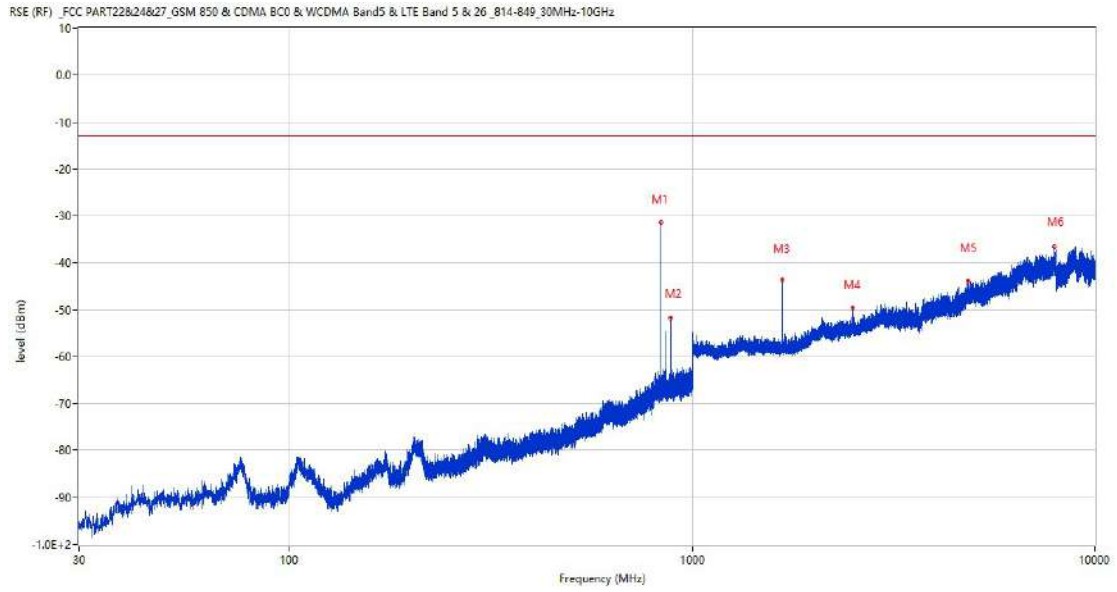
RSE-V&V GSM 850 CH128



Frequency (MHz)	Result (dBm)	Factor (dB)	PK Limit (dBm)	Over Limit (dB)	Table (o)	ANT	EUT	Verdict
824.284	-14.84	6.91	-13.0	-1.84	101.00	Vertical	Vertical	N/A
869.196	-42.36	6.35	-13.0	-29.36	248.00	Vertical	Vertical	N/A
1649.200	-44.46	-3.69	-13.0	-31.46	221.00	Vertical	Vertical	Pass
2473.200	-50.21	0.92	-13.0	-37.21	201.00	Vertical	Vertical	Pass
6672.000	-38.10	16.63	-13.0	-25.10	0.00	Vertical	Vertical	Pass
8854.500	-35.47	20.31	-13.0	-22.47	16.00	Vertical	Vertical	Pass

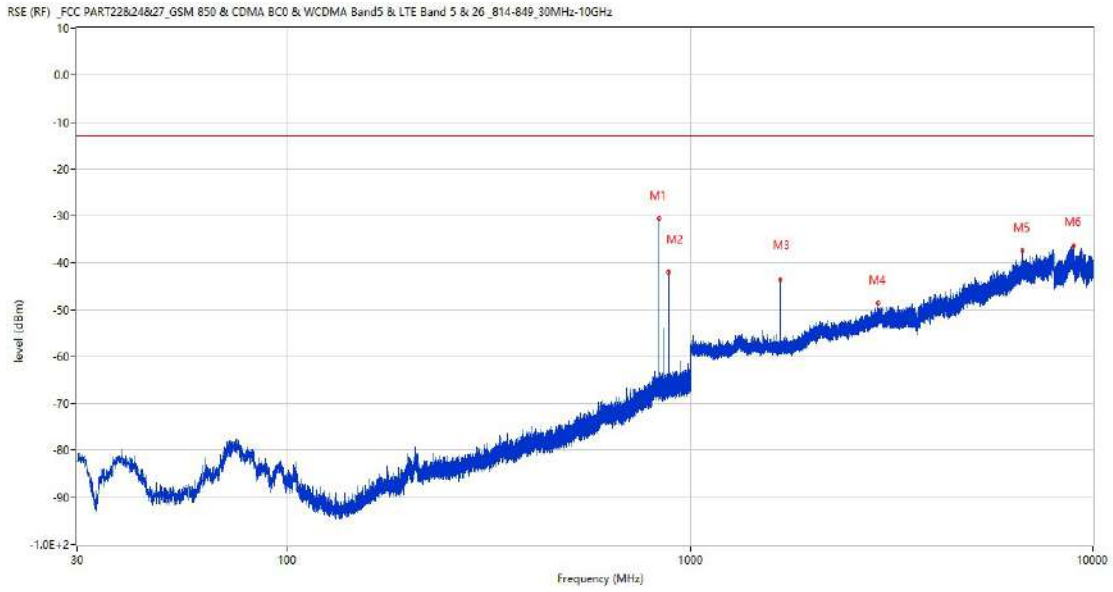
1.2 GSM 850 Middle Channel

RSE-H&H GSM 850 CH190



Frequency (MHz)	Result (dBm)	Factor (dB)	PK Limit (dBm)	Over Limit (dB)	Table (o)	ANT	EUT	Verdict
836.652	-31.46	7.13	-13.0	-18.46	79.00	Horizontal	Horizontal	N/A
881.612	-51.76	6.75	-13.0	-38.76	32.00	Horizontal	Horizontal	N/A
1674.200	-43.59	-3.61	-13.0	-30.59	162.00	Horizontal	Horizontal	Pass
2510.500	-49.76	1.49	-13.0	-36.76	1.00	Horizontal	Horizontal	Pass
4846.500	-43.77	12.62	-13.0	-30.77	3.00	Horizontal	Horizontal	Pass
7925.000	-36.56	18.39	-13.0	-23.56	99.00	Horizontal	Horizontal	Pass

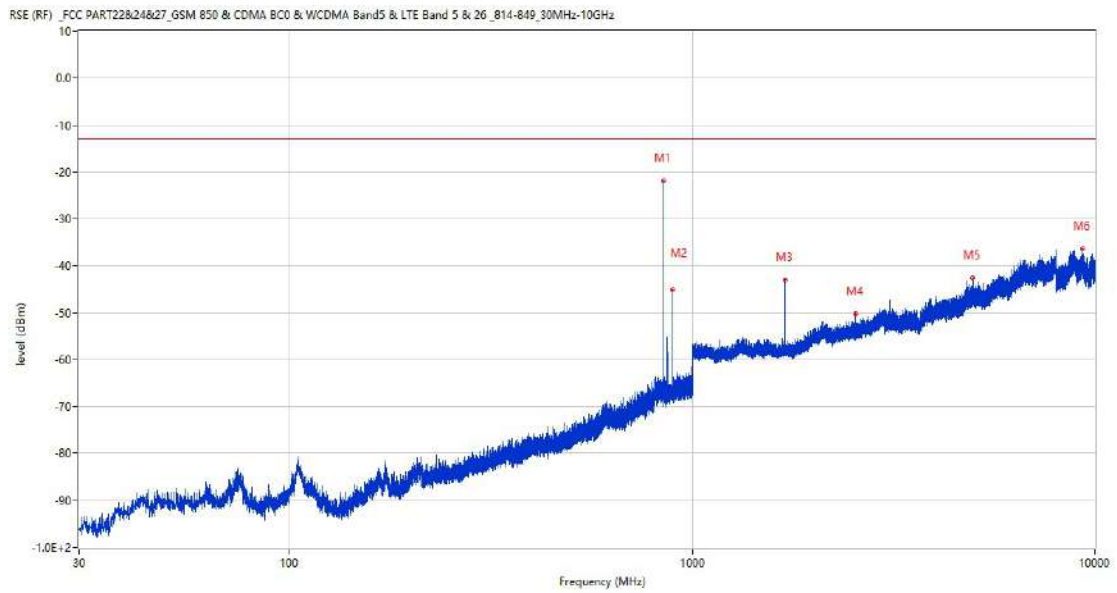
RSE-V&V GSM 850 CH190



Frequency (MHz)	Result (dBm)	Factor (dB)	PK Limit (dBm)	Over Limit (dB)	Table (o)	ANT	EUT	Verdict
836.555	-30.58	7.13	-13.0	-17.58	126.00	Vertical	Vertical	N/A
881.660	-42.08	6.75	-13.0	-29.08	272.00	Vertical	Vertical	N/A
1674.200	-43.70	-3.61	-13.0	-30.70	190.00	Vertical	Vertical	Pass
2927.300	-48.53	4.36	-13.0	-35.53	92.00	Vertical	Vertical	Pass
6691.250	-37.48	17.05	-13.0	-24.48	178.00	Vertical	Vertical	Pass
8929.500	-36.49	19.56	-13.0	-23.49	186.00	Vertical	Vertical	Pass

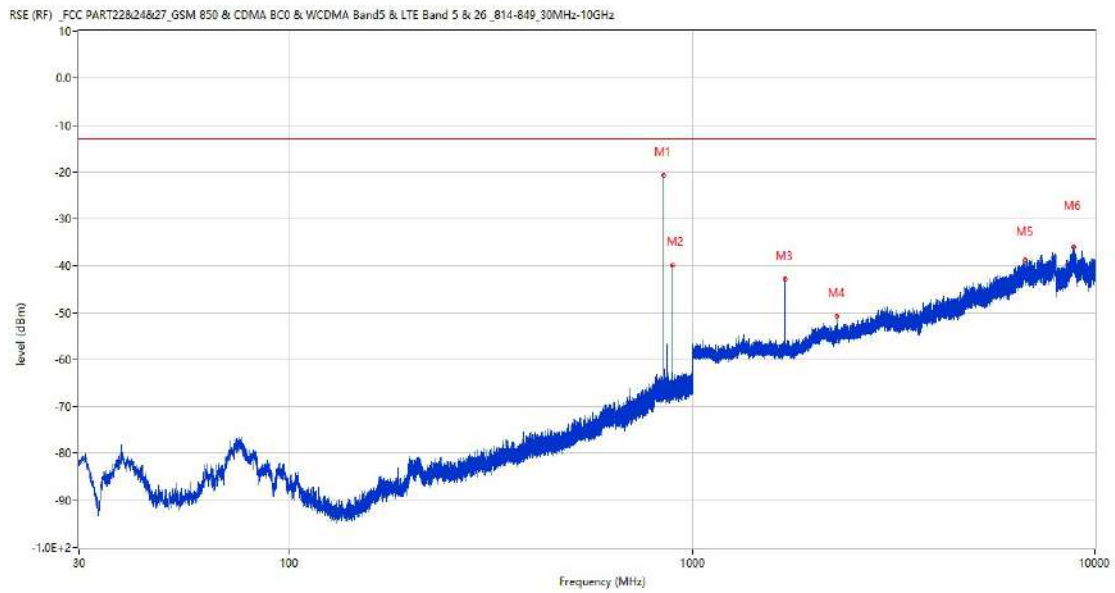
1.3 GSM 850 High Channel

RSE-H&H GSM 850 CH251



Frequency (MHz)	Result (dBm)	Factor (dB)	PK Limit (dBm)	Over Limit (dB)	Table (o)	ANT	EUT	Verdict
848.825	-21.92	7.31	-13.0	-8.92	94.00	Horizontal	Horizontal	N/A
893.833	-45.17	6.89	-13.0	-32.17	35.00	Horizontal	Horizontal	N/A
1698.400	-43.02	-3.59	-13.0	-30.02	240.00	Horizontal	Horizontal	Pass
2547.500	-50.18	1.52	-13.0	-37.18	360.00	Horizontal	Horizontal	Pass
4968.750	-42.52	13.53	-13.0	-29.52	111.00	Horizontal	Horizontal	Pass
9326.599	-36.45	19.44	-13.0	-23.45	161.00	Horizontal	Horizontal	Pass

RSE-V&V GSM 850 CH251

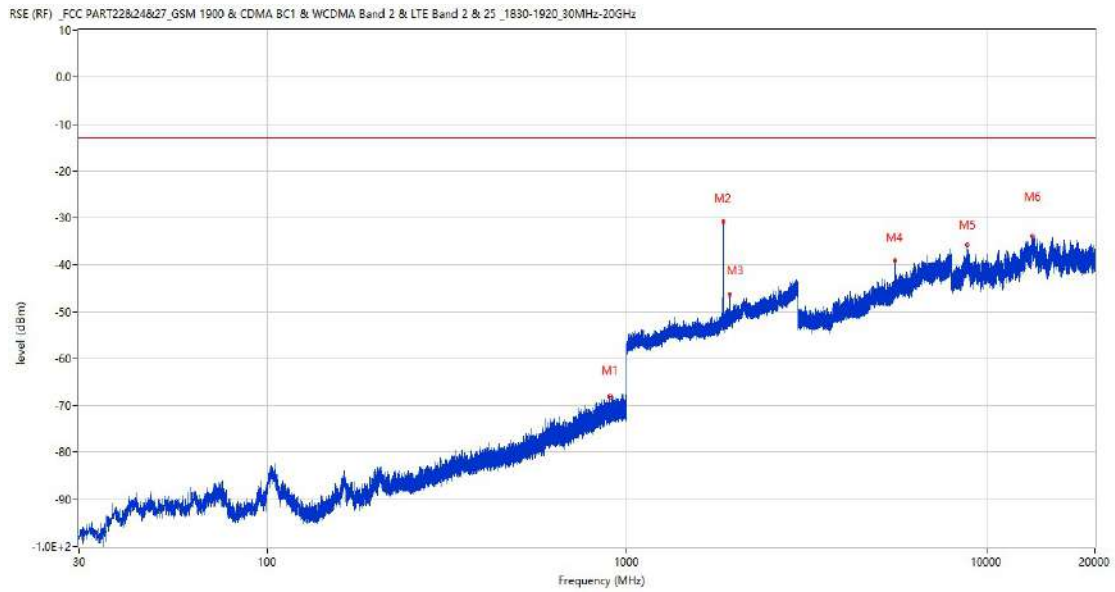


Frequency (MHz)	Result (dBm)	Factor (dB)	PK Limit (dBm)	Over Limit (dB)	Table (o)	ANT	EUT	Verdict
848.874	-20.64	7.31	-13.0	-7.64	127.00	Vertical	Vertical	N/A
893.785	-39.84	6.89	-13.0	-26.84	292.00	Vertical	Vertical	N/A
1698.400	-42.81	-3.59	-13.0	-29.81	210.00	Vertical	Vertical	Pass
2290.400	-50.78	0.69	-13.0	-37.78	359.00	Vertical	Vertical	Pass
6711.250	-38.64	16.67	-13.0	-25.64	1.00	Vertical	Vertical	Pass
8868.600	-36.07	20.13	-13.0	-23.07	223.00	Vertical	Vertical	Pass

2 GSM 1900

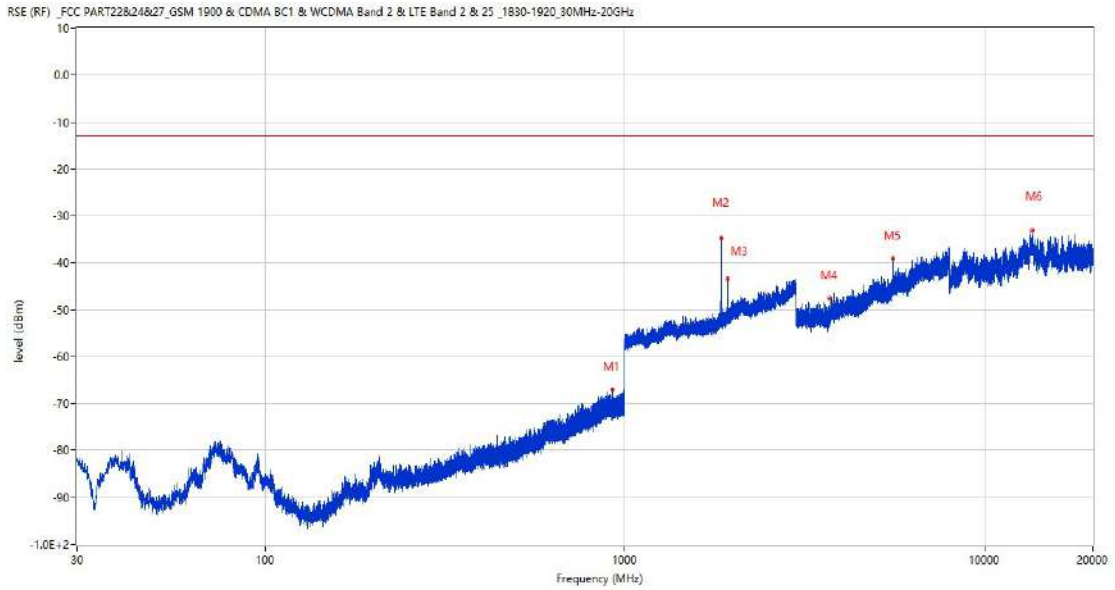
2.1 GSM 1900 Low Channel

RSE-H&H GSM 1900 CH512



Frequency (MHz)	Result (dBm)	Factor (dB)	PK Limit (dBm)	Over Limit (dB)	Table (o)	ANT	EUT	Verdict
898.295	-68.17	2.15	-13.0	-55.17	301.00	Horizontal	Horizontal	Pass
1851.000	-30.83	2.54	-13.0	-17.83	226.00	Horizontal	Horizontal	N/A
1930.700	-46.40	3.17	-13.0	-33.40	285.00	Horizontal	Horizontal	N/A
5551.250	-39.14	13.21	-13.0	-26.14	98.00	Horizontal	Horizontal	Pass
8848.825	-35.73	20.34	-13.0	-22.73	129.00	Horizontal	Horizontal	Pass
13418.087	-33.86	24.73	-13.0	-20.86	3.00	Horizontal	Horizontal	Pass

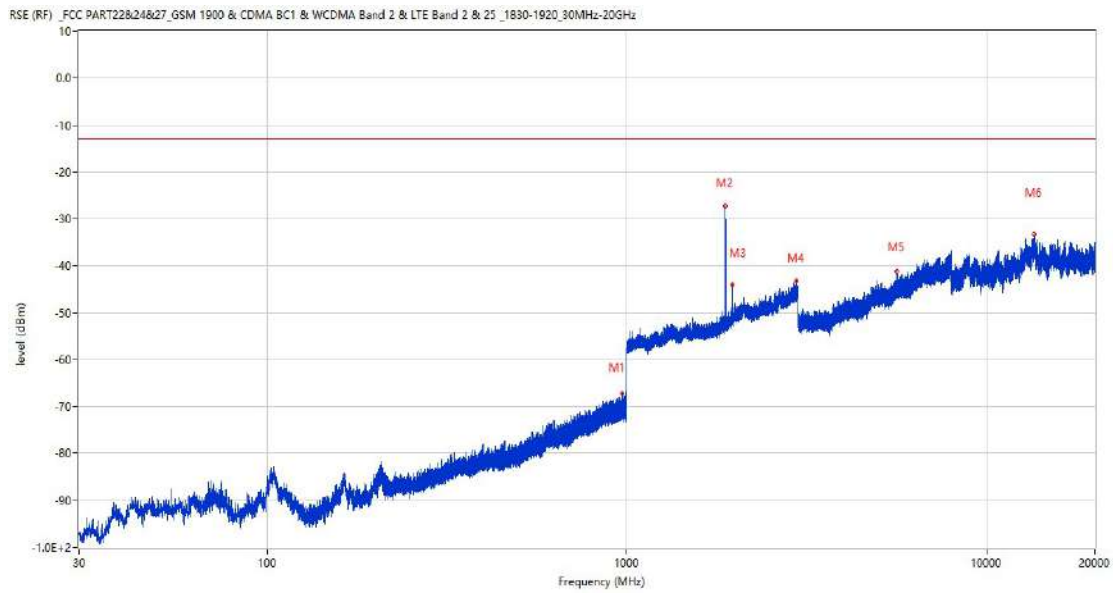
RSE-V&V GSM 1900 CH512



Frequency (MHz)	Result (dBm)	Factor (dB)	PK Limit (dBm)	Over Limit (dB)	Table (o)	ANT	EUT	Verdict
924.049	-67.10	2.49	-13.0	-54.10	283.00	Vertical	Vertical	Pass
1851.000	-34.76	2.54	-13.0	-21.76	249.00	Vertical	Vertical	N/A
1931.000	-43.49	3.16	-13.0	-30.49	154.00	Vertical	Vertical	N/A
3701.000	-47.60	7.58	-13.0	-34.60	276.00	Vertical	Vertical	Pass
5551.500	-39.01	13.20	-13.0	-26.01	155.00	Vertical	Vertical	Pass
13576.863	-33.15	25.03	-13.0	-20.15	14.00	Vertical	Vertical	Pass

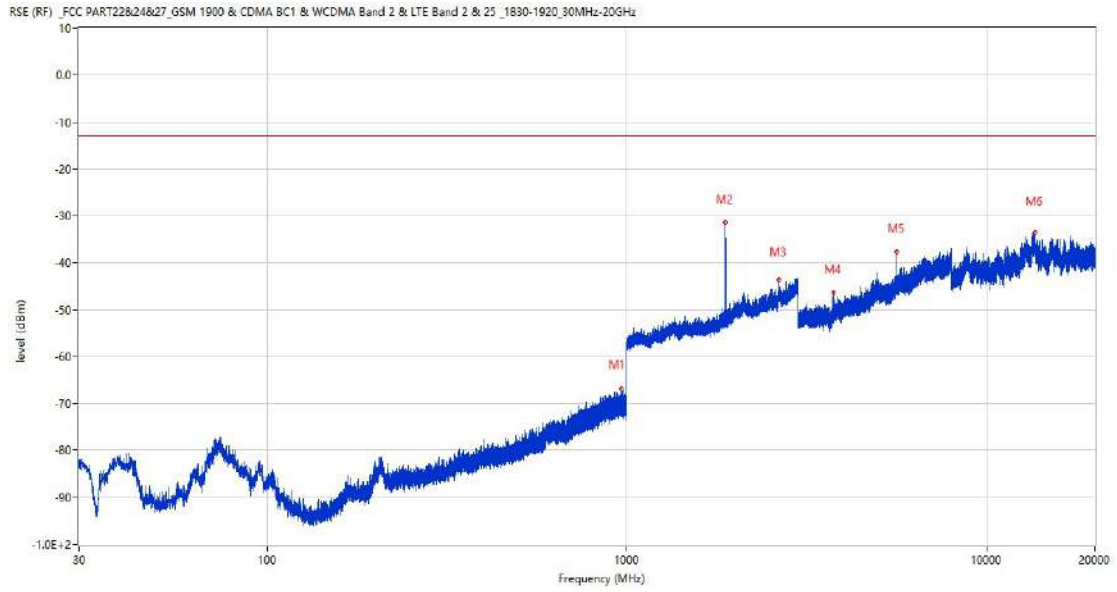
2.2 GSM 1900 Middle Channel

RSE-H&H GSM 1900 CH661



Frequency (MHz)	Result (dBm)	Factor (dB)	PK Limit (dBm)	Over Limit (dB)	Table (o)	ANT	EUT	Verdict
971.579	-67.34	2.99	-13.0	-54.34	212.00	Horizontal	Horizontal	Pass
1880.800	-27.30	2.77	-13.0	-14.30	225.00	Horizontal	Horizontal	N/A
1960.800	-44.07	3.39	-13.0	-31.07	272.00	Horizontal	Horizontal	N/A
2961.100	-43.31	11.13	-13.0	-30.31	72.00	Horizontal	Horizontal	Pass
5640.750	-41.21	13.52	-13.0	-28.21	151.00	Horizontal	Horizontal	Pass
13552.575	-33.24	25.20	-13.0	-20.24	15.00	Horizontal	Horizontal	Pass

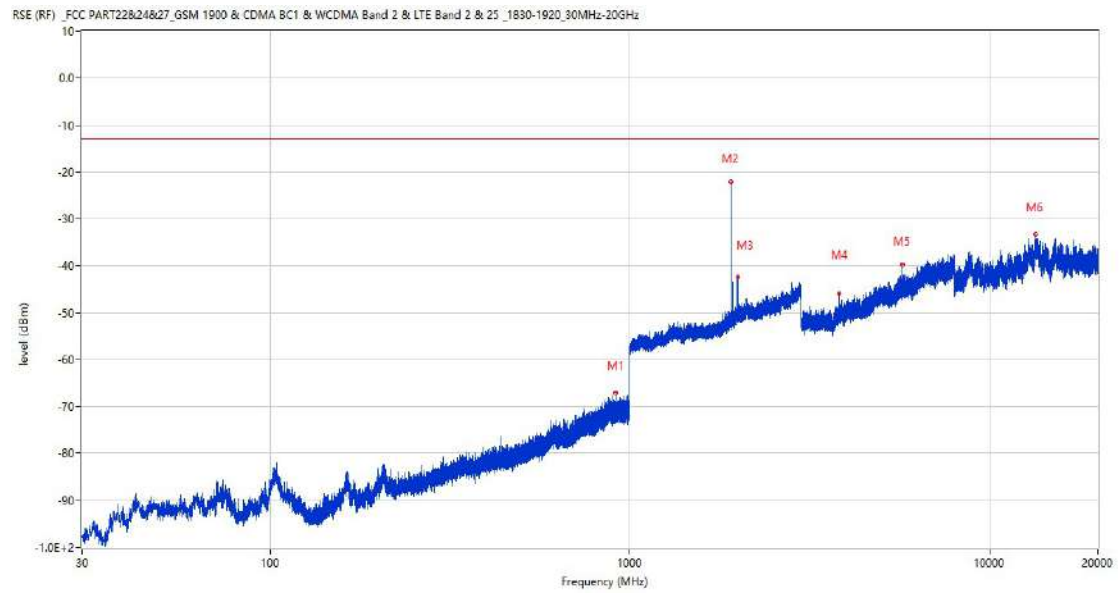
RSE-V&V GSM 1900 CH661



Frequency (MHz)	Result (dBm)	Factor (dB)	PK Limit (dBm)	Over Limit (dB)	Table (o)	ANT	EUT	Verdict
965.420	-66.83	2.99	-13.0	-53.83	249.00	Vertical	Vertical	Pass
1880.800	-31.50	2.77	-13.0	-18.50	234.00	Vertical	Vertical	N/A
2648.500	-43.64	9.18	-13.0	-30.64	38.00	Vertical	Vertical	Pass
3760.750	-46.43	9.18	-13.0	-33.43	262.00	Vertical	Vertical	Pass
5640.750	-37.66	13.52	-13.0	-24.66	135.00	Vertical	Vertical	Pass
13623.987	-33.56	24.85	-13.0	-20.56	251.00	Vertical	Vertical	Pass

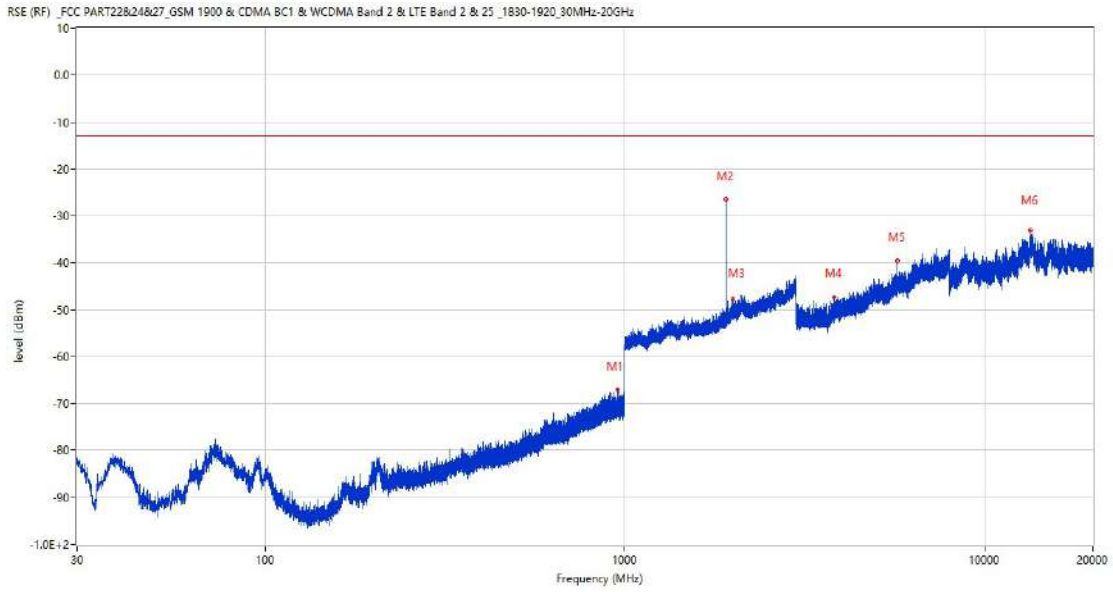
2.3 GSM 1900 High Channel

RSE-H&H GSM 1900 CH810



Frequency (MHz)	Result (dBm)	Factor (dB)	PK Limit (dBm)	Over Limit (dB)	Table (o)	ANT	EUT	Verdict
910.906	-66.98	2.26	-13.0	-53.98	93.00	Horizontal	Horizontal	Pass
1910.600	-22.21	3.10	-13.0	-9.21	229.00	Horizontal	Horizontal	N/A
1990.600	-42.40	4.55	-13.0	-29.40	284.00	Horizontal	Horizontal	N/A
3819.750	-45.87	9.05	-13.0	-32.87	120.00	Horizontal	Horizontal	Pass
5729.750	-39.79	13.87	-13.0	-26.79	11.00	Horizontal	Horizontal	Pass
13406.125	-33.23	24.81	-13.0	-20.23	291.00	Horizontal	Horizontal	Pass

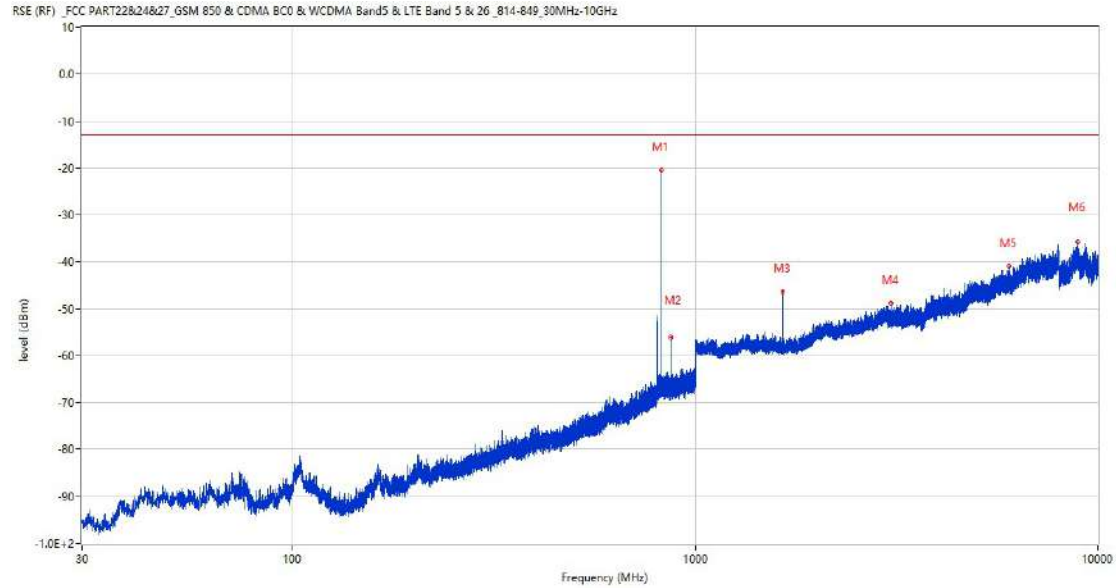
RSE-V&V GSM 1900 CH810



Frequency (MHz)	Result (dBm)	Factor (dB)	PK Limit (dBm)	Over Limit (dB)	Table (o)	ANT	EUT	Verdict
956.059	-67.11	2.93	-13.0	-54.11	77.00	Vertical	Vertical	Pass
1910.600	-26.45	3.10	-13.0	-13.45	241.00	Vertical	Vertical	N/A
1990.500	-47.73	4.56	-13.0	-34.73	184.00	Vertical	Vertical	N/A
3820.250	-47.41	9.03	-13.0	-34.41	112.00	Vertical	Vertical	Pass
5730.250	-39.52	13.87	-13.0	-26.52	123.00	Vertical	Vertical	Pass
13407.938	-33.17	24.80	-13.0	-20.17	360.00	Vertical	Vertical	Pass

EGPRS
 3 EGPRS 850
 3.1 EGPRS 850 Low Channel

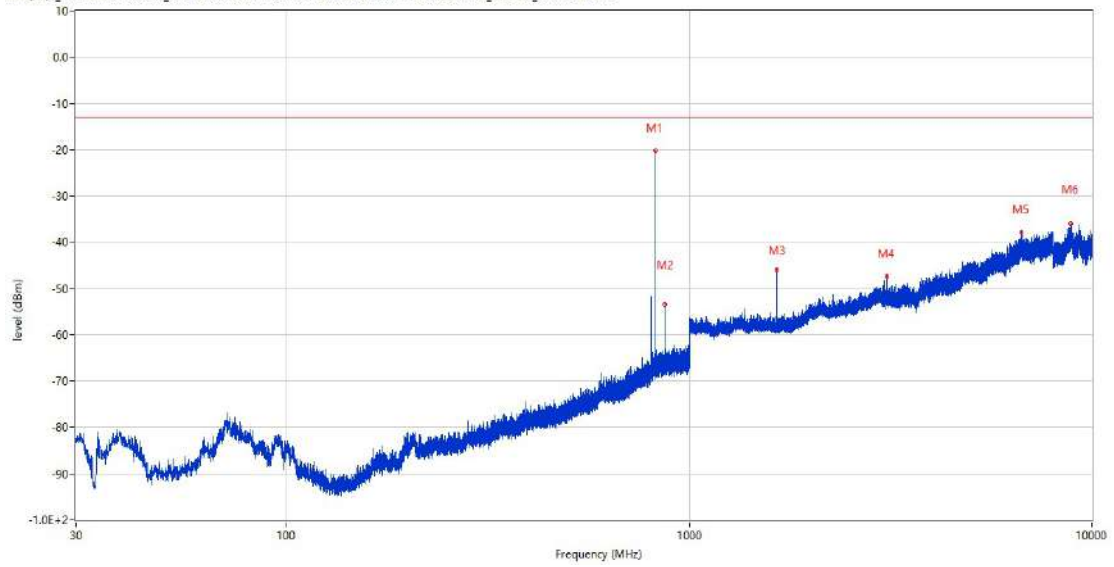
RSE-H&H EGPRS 850 CH128



Frequency (MHz)	Result (dBm)	Factor (dB)	PK Limit (dBm)	Over Limit (dB)	Table (o)	ANT	EUT	Verdict
824.188	-20.41	6.91	-13.0	-7.41	72.00	Horizontal	Horizontal	N/A
869.147	-56.06	6.35	-13.0	-43.06	309.00	Horizontal	Horizontal	N/A
1649.100	-46.34	-3.69	-13.0	-33.34	158.00	Horizontal	Horizontal	Pass
3063.000	-48.89	5.87	-13.0	-35.89	142.00	Horizontal	Horizontal	Pass
6015.500	-40.87	14.93	-13.0	-27.87	42.00	Horizontal	Horizontal	Pass
8887.200	-35.87	19.91	-13.0	-22.87	170.00	Horizontal	Horizontal	Pass

RSE-V&V EGPRS 850 CH128

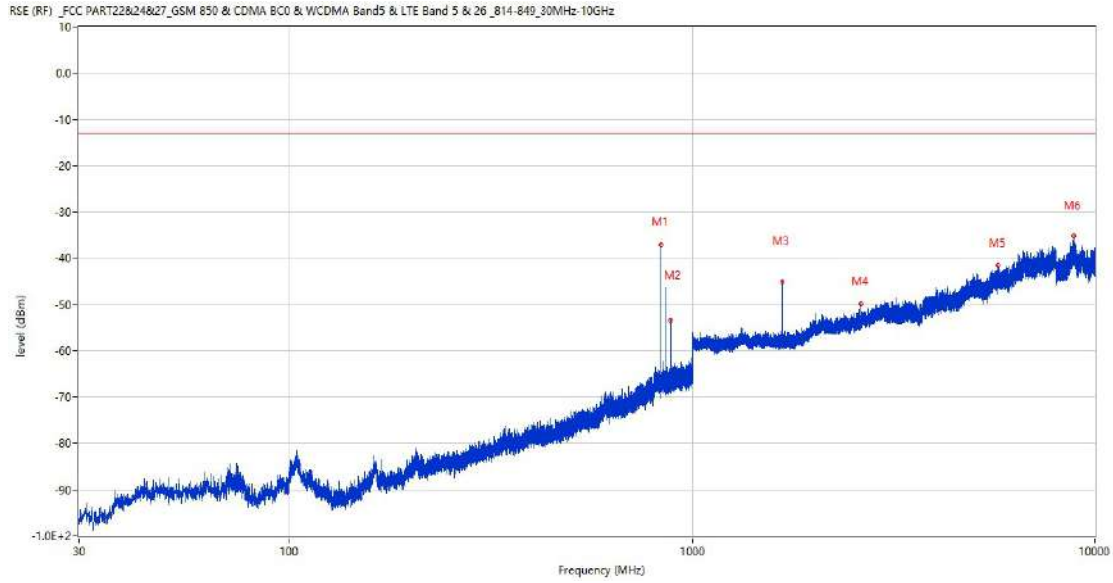
RSE (RF) _FCC PART22&24&27_GSM 850 & CDMA BC0 & WCDMA Band5 & LTE Band 5 & 26_814-849_30MHz-10GHz



Frequency (MHz)	Result (dBm)	Factor (dB)	PK Limit (dBm)	Over Limit (dB)	Table (o)	ANT	EUT	Verdict
824.188	-20.32	6.91	-13.0	-7.32	92.00	Vertical	Vertical	N/A
869.147	-53.45	6.35	-13.0	-40.45	193.00	Vertical	Vertical	N/A
1649.300	-46.00	-3.69	-13.0	-33.00	210.00	Vertical	Vertical	Pass
3096.250	-47.46	6.49	-13.0	-34.46	289.00	Vertical	Vertical	Pass
6690.500	-37.94	16.99	-13.0	-24.94	289.00	Vertical	Vertical	Pass
8857.700	-36.07	20.27	-13.0	-23.07	316.00	Vertical	Vertical	Pass

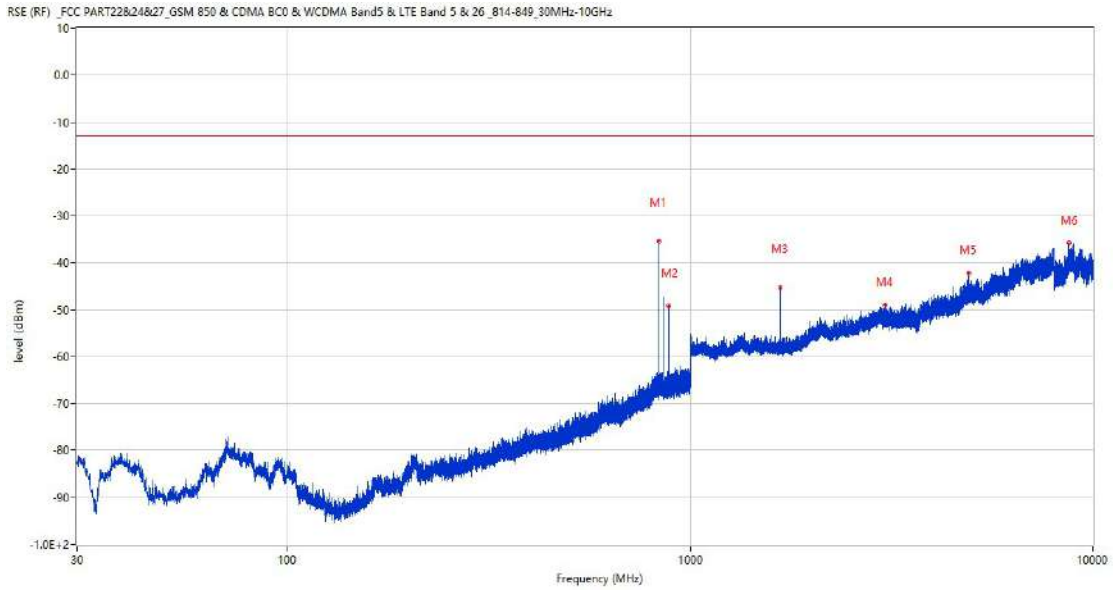
3.2 EGPRS 850 Middle Channel

RSE-H&H EGPRS 850 CH190



Frequency (MHz)	Result (dBm)	Factor (dB)	PK Limit (dBm)	Over Limit (dB)	Table (o)	ANT	EUT	Verdict
836.555	-37.10	7.13	-13.0	-24.10	80.00	Horizontal	Horizontal	N/A
881.660	-53.48	6.75	-13.0	-40.48	311.00	Horizontal	Horizontal	N/A
1673.900	-45.14	-3.60	-13.0	-32.14	156.00	Horizontal	Horizontal	Pass
2623.700	-49.95	1.54	-13.0	-36.95	312.00	Horizontal	Horizontal	Pass
5754.250	-41.56	14.30	-13.0	-28.56	66.00	Horizontal	Horizontal	Pass
8857.800	-35.21	20.26	-13.0	-22.21	30.00	Horizontal	Horizontal	Pass

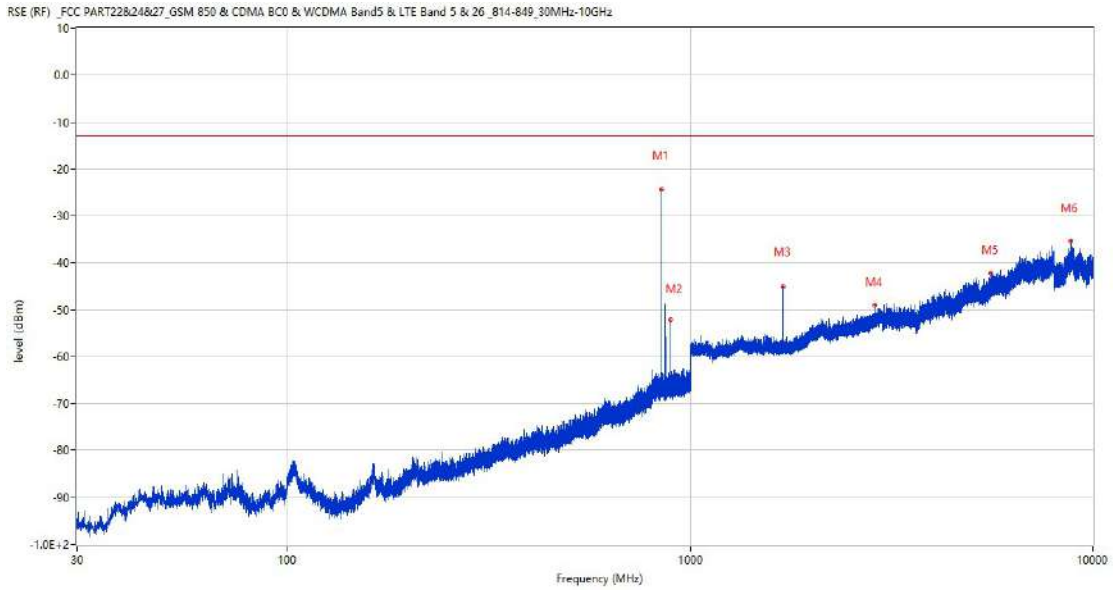
RSE-V&V EGPRS 850 CH190



Frequency (MHz)	Result (dBm)	Factor (dB)	PK Limit (dBm)	Over Limit (dB)	Table (o)	ANT	EUT	Verdict
836.555	-35.31	7.13	-13.0	-22.31	72.00	Vertical	Vertical	N/A
881.660	-49.15	6.75	-13.0	-36.15	284.00	Vertical	Vertical	N/A
1674.100	-45.38	-3.61	-13.0	-32.38	185.00	Vertical	Vertical	Pass
3046.000	-49.08	7.04	-13.0	-36.08	360.00	Vertical	Vertical	Pass
4921.000	-42.20	13.36	-13.0	-29.20	257.00	Vertical	Vertical	Pass
8722.600	-35.69	19.16	-13.0	-22.69	3.00	Vertical	Vertical	Pass

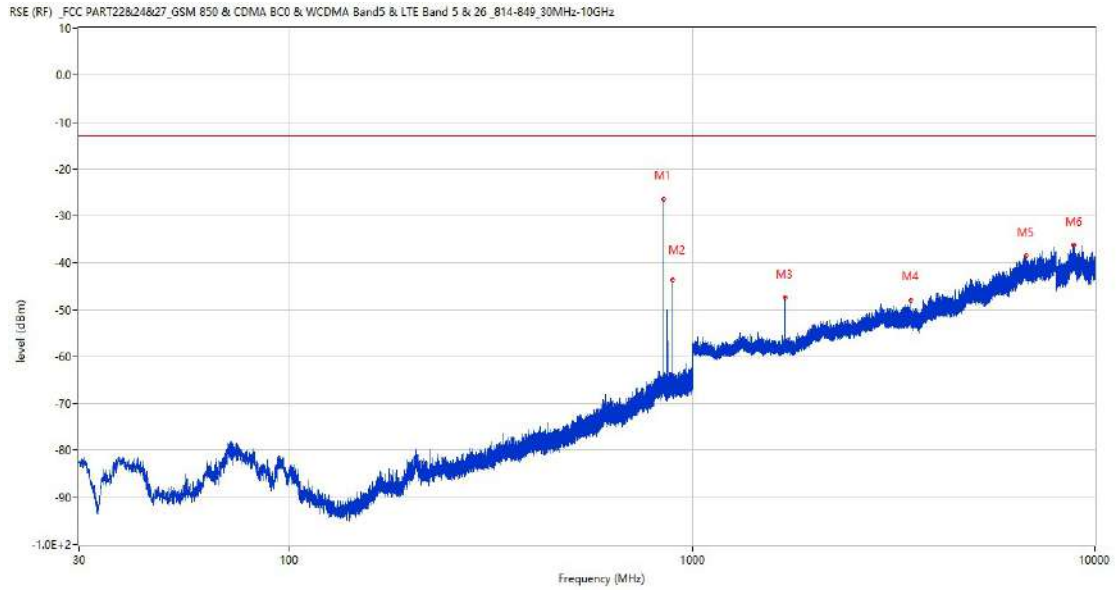
3.3 EGPRS 850 High Channel

RSE-H&H EGPRS 850 CH251



Frequency (MHz)	Result (dBm)	Factor (dB)	PK Limit (dBm)	Over Limit (dB)	Table (o)	ANT	EUT	Verdict
848.874	-24.48	7.31	-13.0	-11.48	71.00	Horizontal	Horizontal	N/A
893.785	-52.10	6.89	-13.0	-39.10	360.00	Horizontal	Horizontal	N/A
1698.500	-45.08	-3.60	-13.0	-32.08	218.00	Horizontal	Horizontal	Pass
2874.900	-49.12	4.13	-13.0	-36.12	206.00	Horizontal	Horizontal	Pass
5566.000	-42.20	12.95	-13.0	-29.20	44.00	Horizontal	Horizontal	Pass
8818.201	-35.41	19.84	-13.0	-22.41	360.00	Horizontal	Horizontal	Pass

RSE-V&V EGPRS 850 CH251

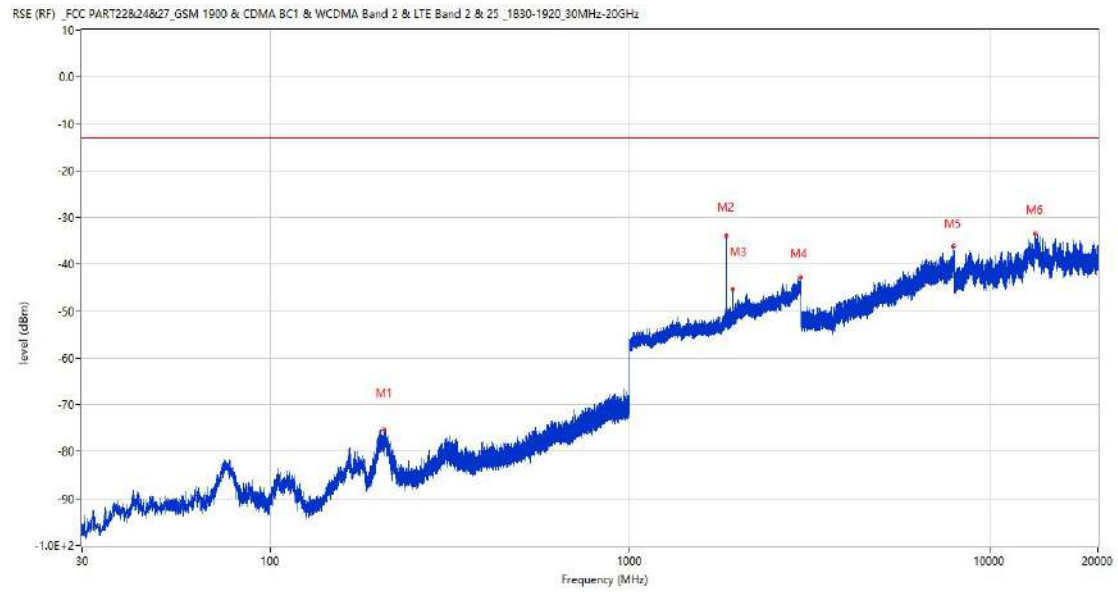


Frequency (MHz)	Result (dBm)	Factor (dB)	PK Limit (dBm)	Over Limit (dB)	Table (o)	ANT	EUT	Verdict
848.874	-26.37	7.31	-13.0	-13.37	360.00	Vertical	Vertical	N/A
893.882	-43.71	6.88	-13.0	-30.71	324.00	Vertical	Vertical	N/A
1698.500	-47.40	-3.60	-13.0	-34.40	182.00	Vertical	Vertical	Pass
3500.250	-48.04	6.96	-13.0	-35.04	360.00	Vertical	Vertical	Pass
6755.250	-38.51	15.93	-13.0	-25.51	155.00	Vertical	Vertical	Pass
8849.700	-36.23	20.36	-13.0	-23.23	271.00	Vertical	Vertical	Pass

4 EGPRS 1900

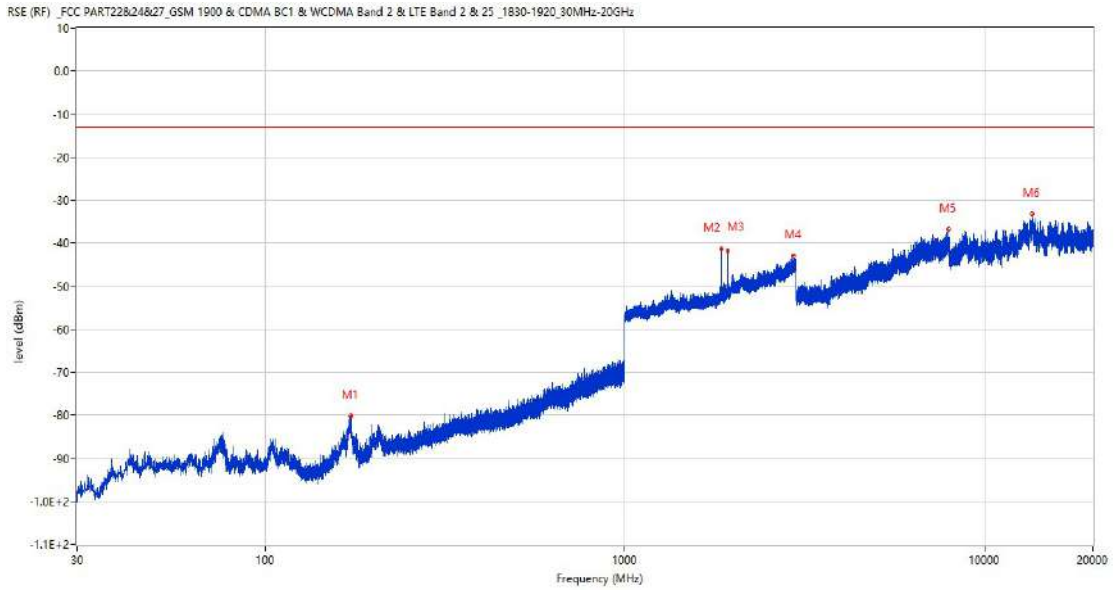
4.1 EGPRS 1900 Low Channel

RSE-H&H EGPRS 1900 CH512



Frequency (MHz)	Result (dBm)	Factor (dB)	PK Limit (dBm)	Over Limit (dB)	Table (o)	ANT	EUT	Verdict
207.413	-75.28	-15.40	-13.0	-62.28	189.00	Horizontal	Horizontal	Pass
1851.100	-33.93	2.54	-13.0	-20.93	227.00	Horizontal	Horizontal	N/A
1931.200	-45.40	3.16	-13.0	-32.40	281.00	Horizontal	Horizontal	N/A
2980.800	-42.84	10.99	-13.0	-29.84	323.00	Horizontal	Horizontal	Pass
7921.250	-36.15	18.30	-13.0	-23.15	320.00	Horizontal	Horizontal	Pass
13395.613	-33.43	24.82	-13.0	-20.43	328.00	Horizontal	Horizontal	Pass

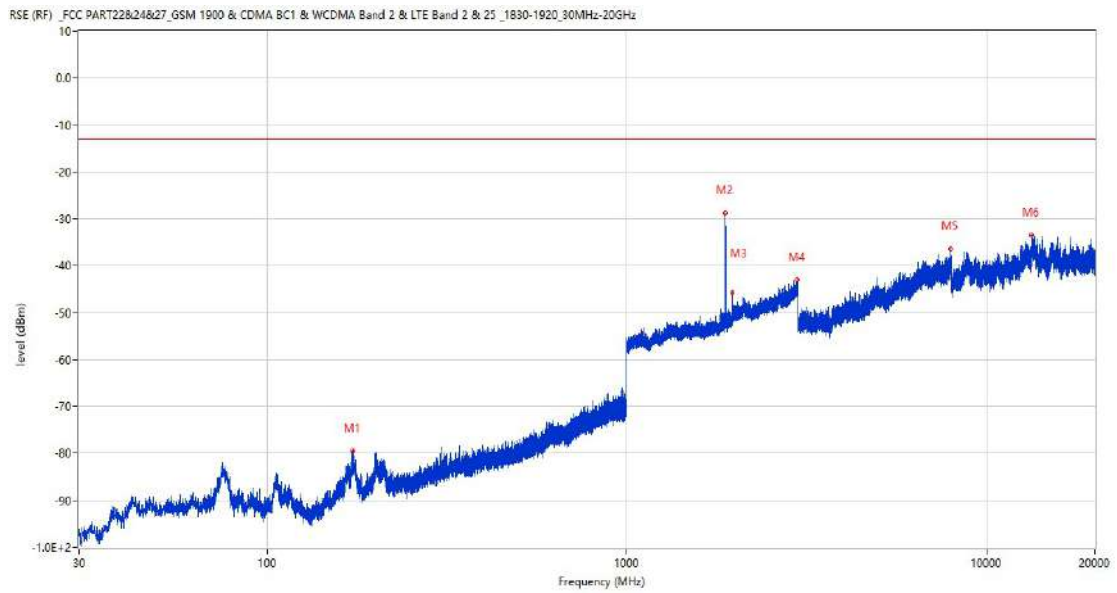
RSE-H&V EGPRS 1900 CH512



Frequency (MHz)	Result (dBm)	Factor (dB)	PK Limit (dBm)	Over Limit (dB)	Table (o)	ANT	EUT	Verdict
172.687	-80.25	-17.78	-13.0	-67.25	0.00	Horizontal	Vertical	Pass
1851.000	-41.35	2.54	-13.0	-28.35	168.00	Horizontal	Vertical	N/A
1931.200	-41.70	3.16	-13.0	-28.70	287.00	Horizontal	Vertical	N/A
2948.000	-42.81	11.02	-13.0	-29.81	192.00	Horizontal	Vertical	Pass
7927.000	-36.88	18.44	-13.0	-23.88	335.00	Horizontal	Vertical	Pass
13573.963	-33.22	25.05	-13.0	-20.22	190.00	Horizontal	Vertical	Pass

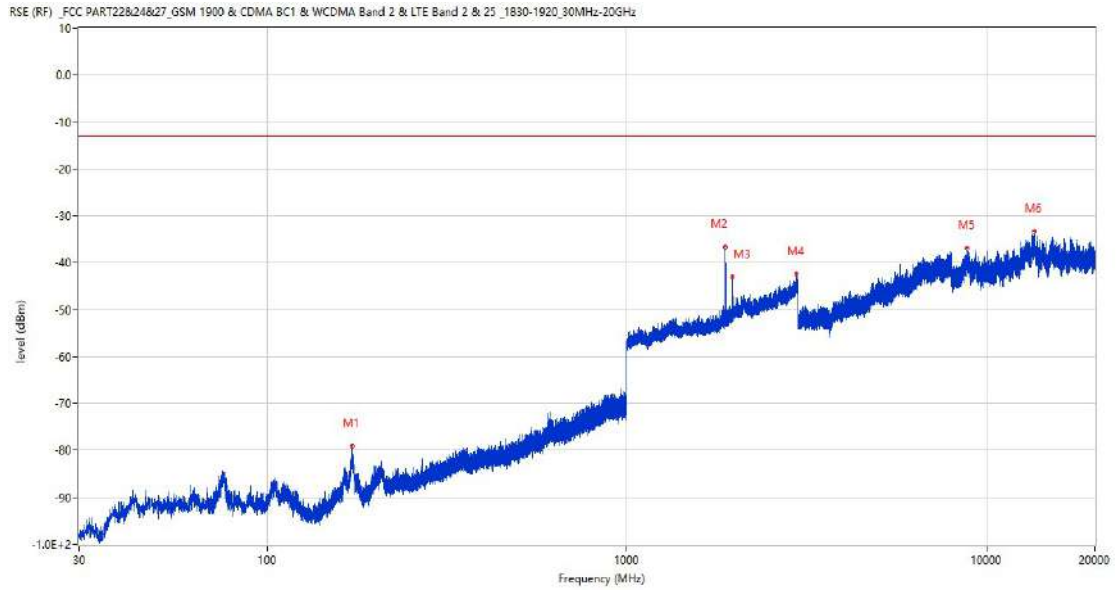
4.2 EGPRS 1900 Middle Channel

RSE-H&H EGPRS 1900 CH661



Frequency (MHz)	Result (dBm)	Factor (dB)	PK Limit (dBm)	Over Limit (dB)	Table (o)	ANT	EUT	Verdict
172.590	-79.55	-17.78	-13.0	-66.55	360.00	Horizontal	Horizontal	Pass
1881.000	-28.72	2.77	-13.0	-15.72	234.00	Horizontal	Horizontal	N/A
1961.000	-45.73	3.38	-13.0	-32.73	289.00	Horizontal	Horizontal	N/A
2976.800	-43.04	11.49	-13.0	-30.04	96.00	Horizontal	Horizontal	Pass
7942.000	-36.38	18.93	-13.0	-23.38	224.00	Horizontal	Horizontal	Pass
13366.612	-33.41	24.64	-13.0	-20.41	-2.00	Horizontal	Horizontal	Pass

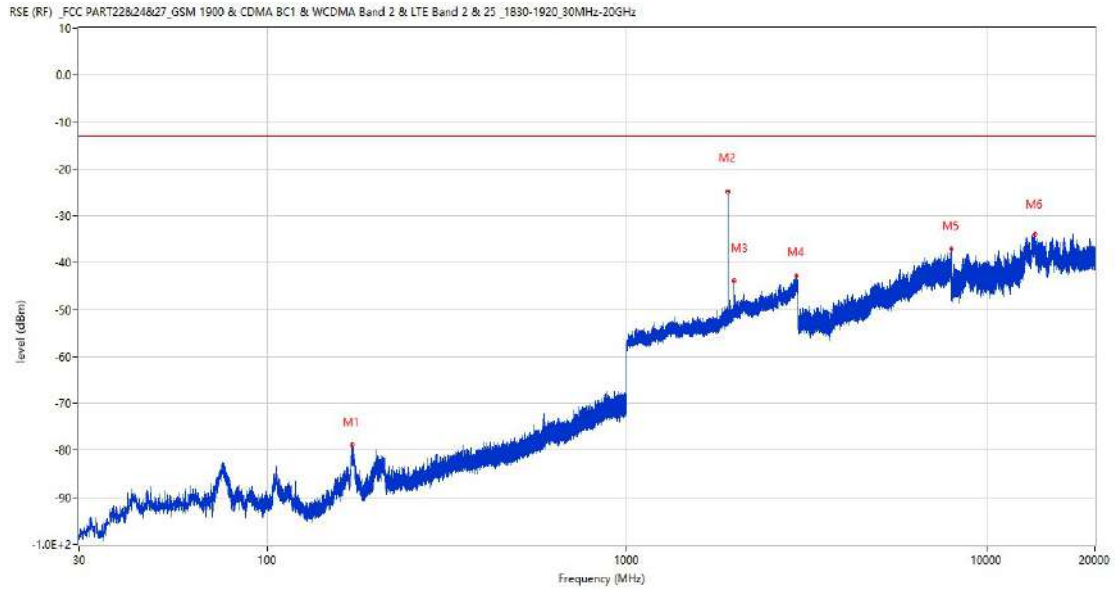
RSE-H&V EGPRS 1900 CH661



Frequency (MHz)	Result (dBm)	Factor (dB)	PK Limit (dBm)	Over Limit (dB)	Table (o)	ANT	EUT	Verdict
172.056	-79.09	-17.76	-13.0	-66.09	359.00	Horizontal	Vertical	Pass
1880.900	-36.63	2.77	-13.0	-23.63	176.00	Horizontal	Vertical	N/A
1960.700	-42.96	3.40	-13.0	-29.96	290.00	Horizontal	Vertical	N/A
2969.600	-42.46	11.88	-13.0	-29.46	206.00	Horizontal	Vertical	Pass
8832.675	-36.88	20.08	-13.0	-23.88	263.00	Horizontal	Vertical	Pass
13573.238	-33.38	25.06	-13.0	-20.38	348.00	Horizontal	Vertical	Pass

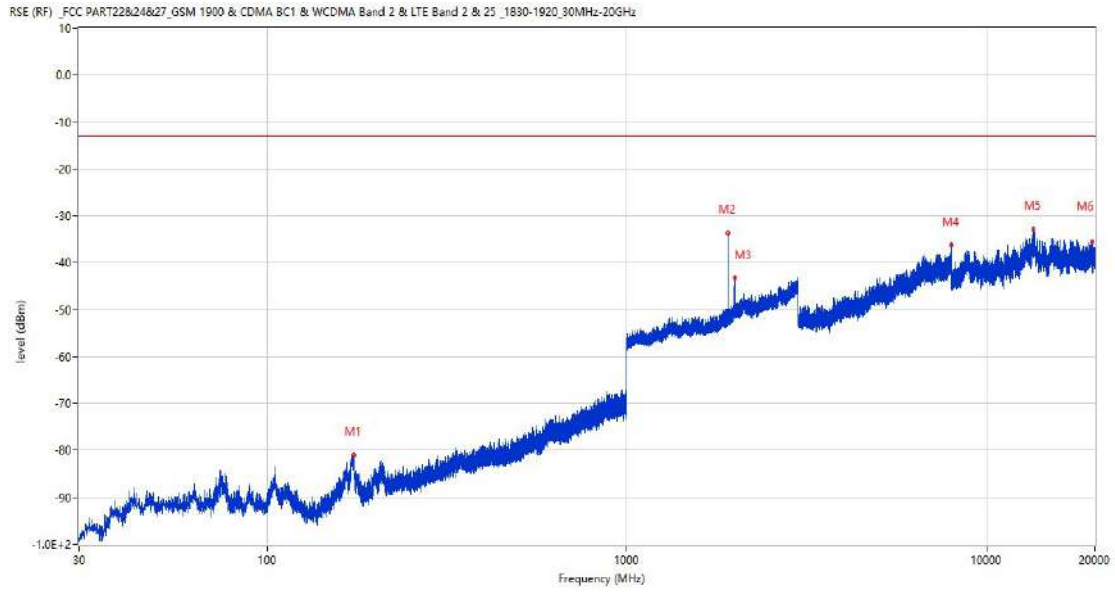
4.3 EGPRS 1900 High Channel

RSE-H&H EGPRS 1900 CH810



Frequency (MHz)	Result (dBm)	Factor (dB)	PK Limit (dBm)	Over Limit (dB)	Table (o)	ANT	EUT	Verdict
172.348	-78.89	-17.77	-13.0	-65.89	0.00	Horizontal	Horizontal	Pass
1909.800	-24.80	3.09	-13.0	-11.80	227.00	Horizontal	Horizontal	N/A
1989.800	-43.85	4.60	-13.0	-30.85	287.00	Horizontal	Horizontal	N/A
2959.400	-42.92	10.99	-13.0	-29.92	293.00	Horizontal	Horizontal	Pass
7997.000	-36.96	18.84	-13.0	-23.96	122.00	Horizontal	Horizontal	Pass
13623.262	-33.87	24.85	-13.0	-20.87	110.00	Horizontal	Horizontal	Pass

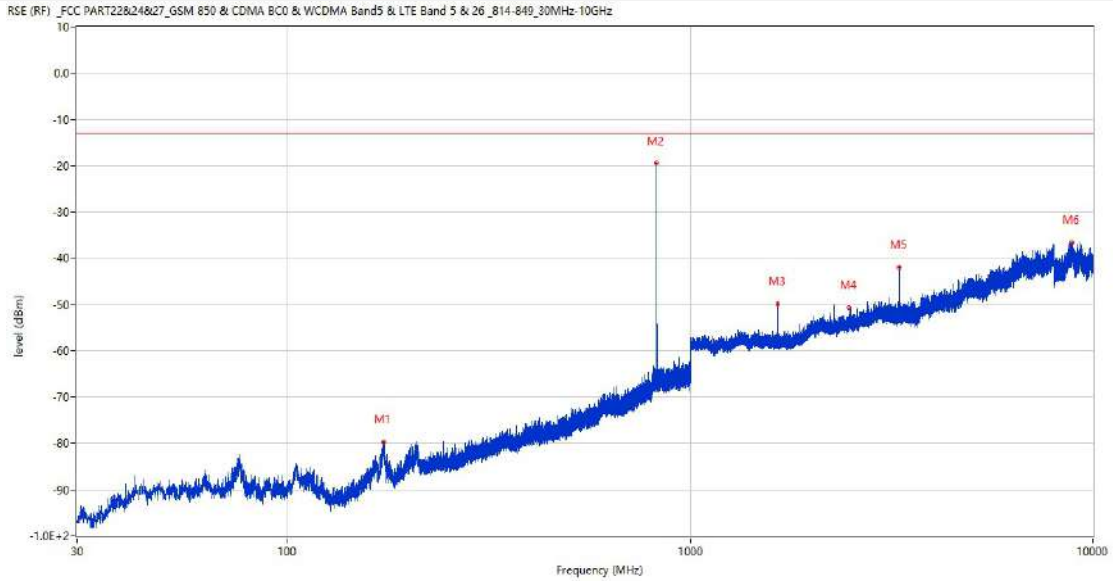
RSE-H&V EGPRS 1900 CH810



Frequency (MHz)	Result (dBm)	Factor (dB)	PK Limit (dBm)	Over Limit (dB)	Table (o)	ANT	EUT	Verdict
173.657	-80.98	-17.76	-13.0	-67.98	18.00	Horizontal	Vertical	Pass
1910.700	-33.78	3.11	-13.0	-20.78	169.00	Horizontal	Vertical	N/A
1990.800	-43.28	4.53	-13.0	-30.28	289.00	Horizontal	Vertical	N/A
7967.750	-36.16	18.09	-13.0	-23.16	2.00	Horizontal	Vertical	Pass
13504.362	-32.78	24.05	-13.0	-19.78	189.00	Horizontal	Vertical	Pass
19630.612	-35.66	21.49	-13.0	-22.66	149.00	Horizontal	Vertical	Pass

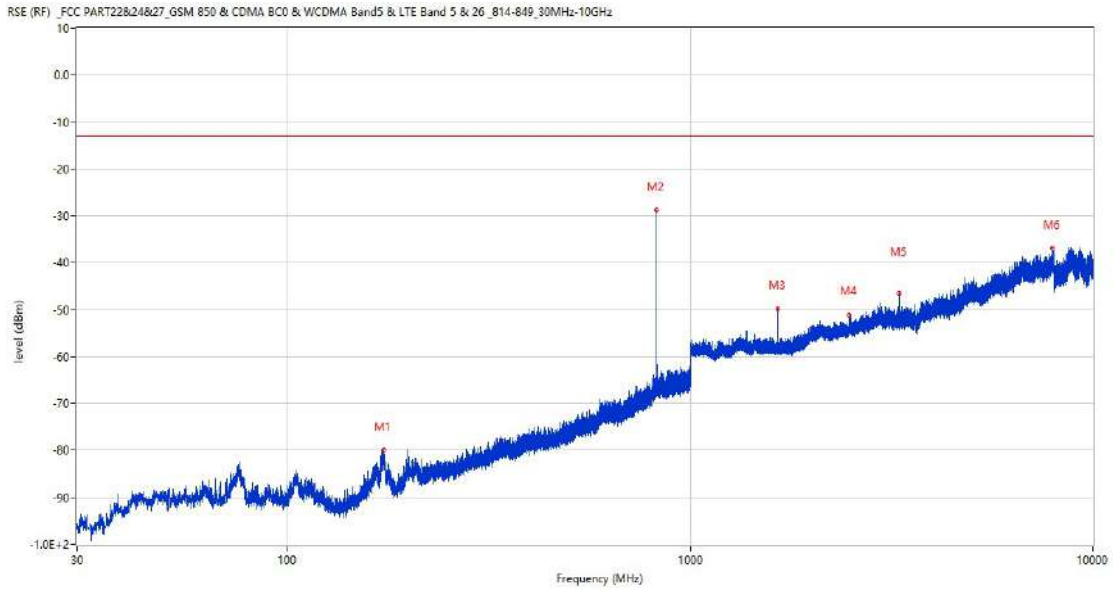
CDMA
 5 CDMA BC0
 5.1 CDMA BC0 Low Channel

RSE-H&H CDMA BC0 CH1013



Frequency (MHz)	Result (dBm)	Factor (dB)	PK Limit (dBm)	Over Limit (dB)	Table (o)	ANT	EUT	Verdict
172.833	-79.79	-15.79	-13.0	-66.79	335.00	Horizontal	Horizontal	Pass
824.673	-19.50	6.91	-13.0	-6.50	74.00	Horizontal	Horizontal	N/A
1649.900	-50.21	-3.68	-13.0	-37.21	298.00	Horizontal	Horizontal	Pass
2474.900	-50.79	1.02	-13.0	-37.79	262.00	Horizontal	Horizontal	Pass
3300.500	-42.00	6.62	-13.0	-29.00	80.00	Horizontal	Horizontal	Pass
8878.900	-36.57	20.01	-13.0	-23.57	233.00	Horizontal	Horizontal	Pass

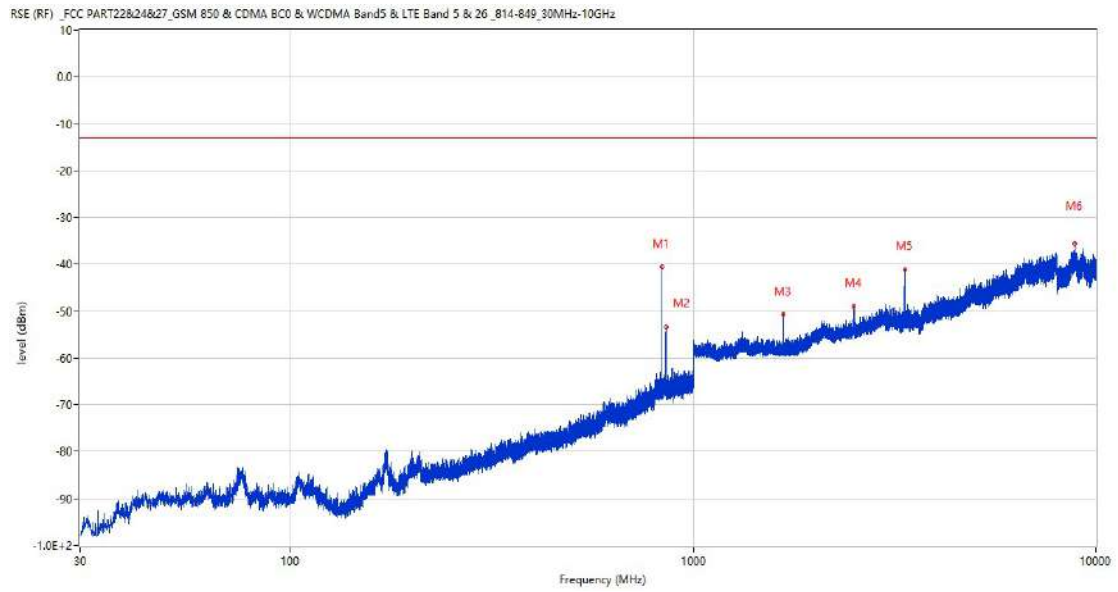
RSE-H&V CDMA BC0 CH1013



Frequency (MHz)	Result (dBm)	Factor (dB)	PK Limit (dBm)	Over Limit (dB)	Table (o)	ANT	EUT	Verdict
173.075	-79.95	-15.79	-13.0	-66.95	34.00	Horizontal	Vertical	Pass
824.624	-28.67	6.91	-13.0	-15.67	50.00	Horizontal	Vertical	N/A
1649.700	-49.79	-3.68	-13.0	-36.79	172.00	Horizontal	Vertical	Pass
2474.700	-51.18	1.02	-13.0	-38.18	220.00	Horizontal	Vertical	Pass
3298.500	-46.48	6.66	-13.0	-33.48	122.00	Horizontal	Vertical	Pass
7926.750	-36.77	18.45	-13.0	-23.77	193.00	Horizontal	Vertical	Pass

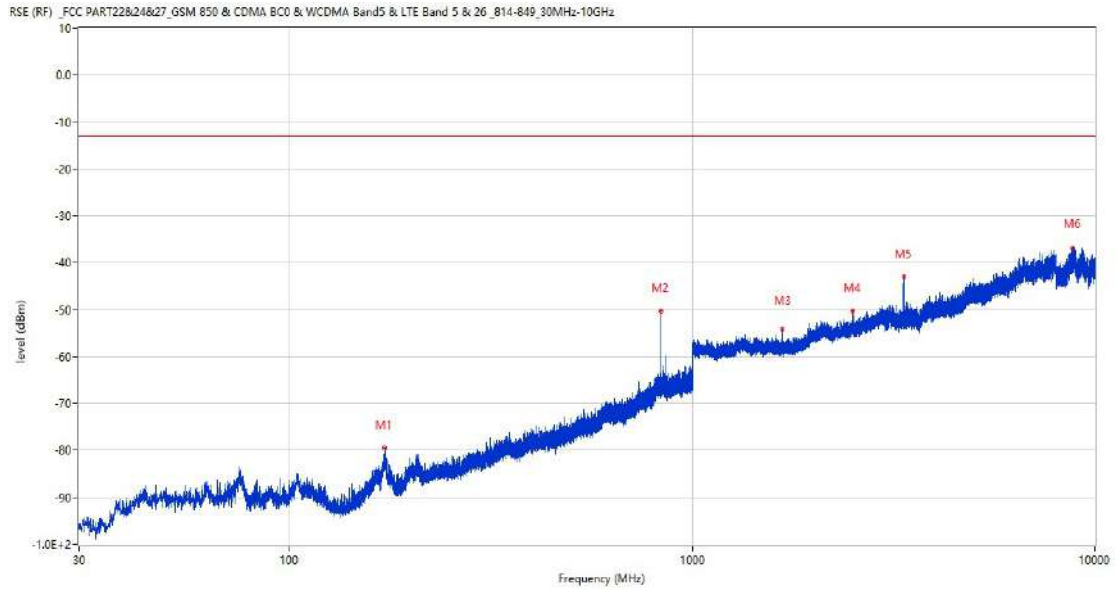
5.2 CDMA BC0 Middle Channel

RSE-H&H CDMA BC0 CH384



Frequency (MHz)	Result (dBm)	Factor (dB)	PK Limit (dBm)	Over Limit (dB)	Table (o)	ANT	EUT	Verdict
837.040	-40.57	7.14	-13.0	-27.57	78.00	Horizontal	Horizontal	N/A
855.227	-53.35	7.13	-13.0	-40.35	73.00	Horizontal	Horizontal	Pass
1673.600	-50.64	-3.61	-13.0	-37.64	233.00	Horizontal	Horizontal	Pass
2509.800	-48.95	1.50	-13.0	-35.95	71.00	Horizontal	Horizontal	Pass
3347.750	-41.12	7.07	-13.0	-28.12	23.00	Horizontal	Horizontal	Pass
8878.200	-35.57	20.02	-13.0	-22.57	156.00	Horizontal	Horizontal	Pass

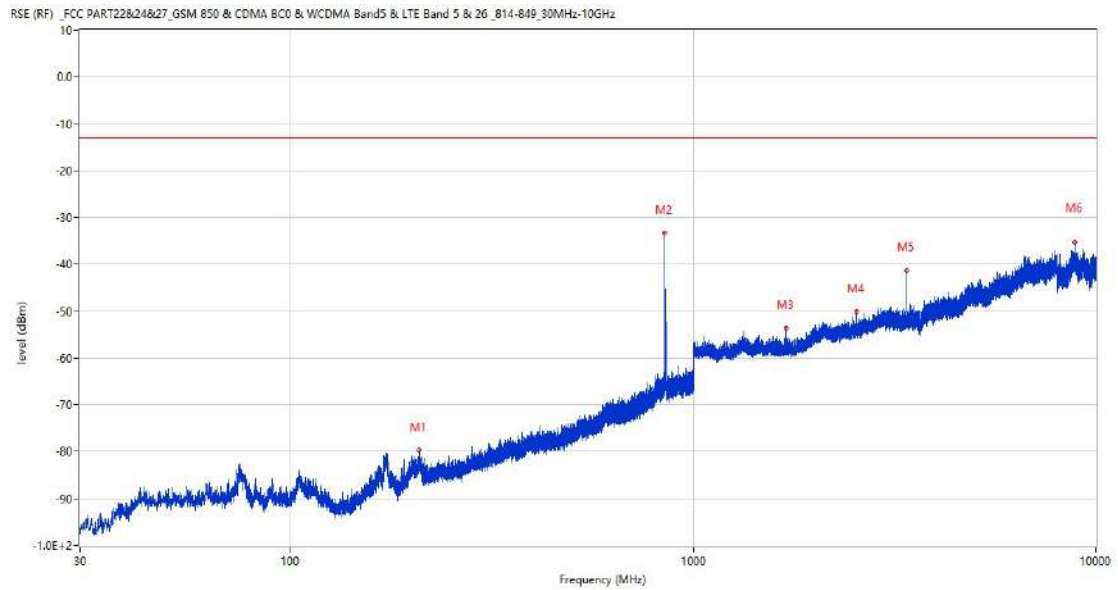
RSE-H&V CDMA BC0 CH384



Frequency (MHz)	Result (dBm)	Factor (dB)	PK Limit (dBm)	Over Limit (dB)	Table (o)	ANT	EUT	Verdict
172.396	-79.53	-15.80	-13.0	-66.53	353.00	Horizontal	Vertical	Pass
836.604	-50.32	7.13	-13.0	-37.32	26.00	Horizontal	Vertical	N/A
1673.200	-54.21	-3.65	-13.0	-41.21	195.00	Horizontal	Vertical	Pass
2510.000	-50.34	1.50	-13.0	-37.34	352.00	Horizontal	Vertical	Pass
3346.250	-42.97	7.15	-13.0	-29.97	136.00	Horizontal	Vertical	Pass
8836.300	-36.71	20.14	-13.0	-23.71	136.00	Horizontal	Vertical	Pass

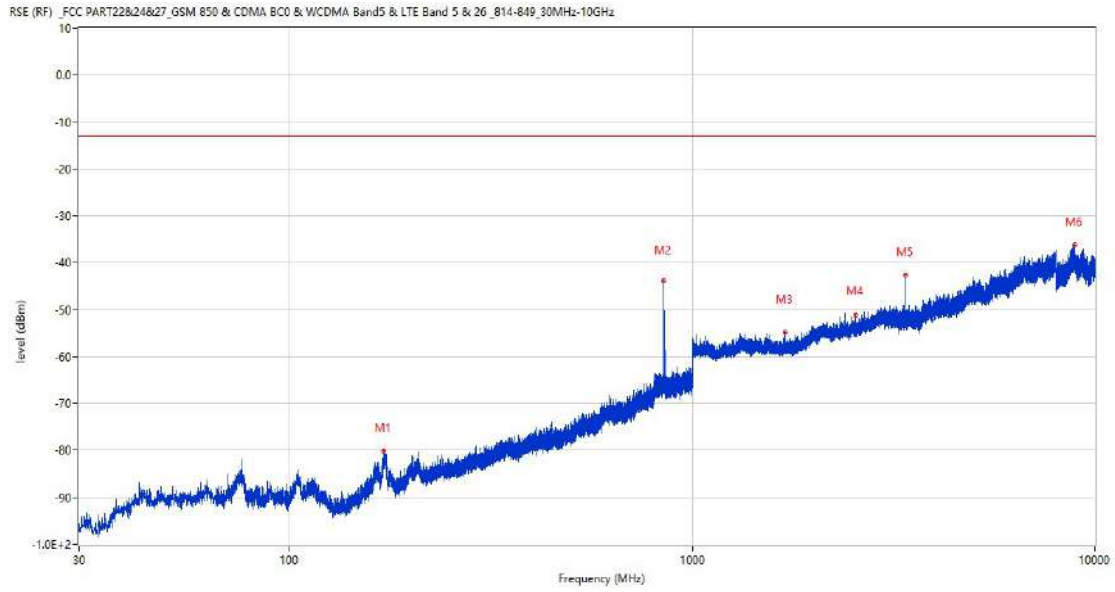
5.3 CDMA BC0 High Channel

RSE-H&H CDMA BC0 CH777



Frequency (MHz)	Result (dBm)	Factor (dB)	PK Limit (dBm)	Over Limit (dB)	Table (o)	ANT	EUT	Verdict
208.286	-79.72	-13.32	-13.0	-66.72	123.00	Horizontal	Horizontal	Pass
848.874	-33.37	7.31	-13.0	-20.37	82.00	Horizontal	Horizontal	N/A
1698.200	-53.63	-3.60	-13.0	-40.63	237.00	Horizontal	Horizontal	Pass
2546.500	-50.14	1.51	-13.0	-37.14	220.00	Horizontal	Horizontal	Pass
3393.250	-41.30	7.21	-13.0	-28.30	79.00	Horizontal	Horizontal	Pass
8855.800	-35.42	20.29	-13.0	-22.42	2.00	Horizontal	Horizontal	Pass

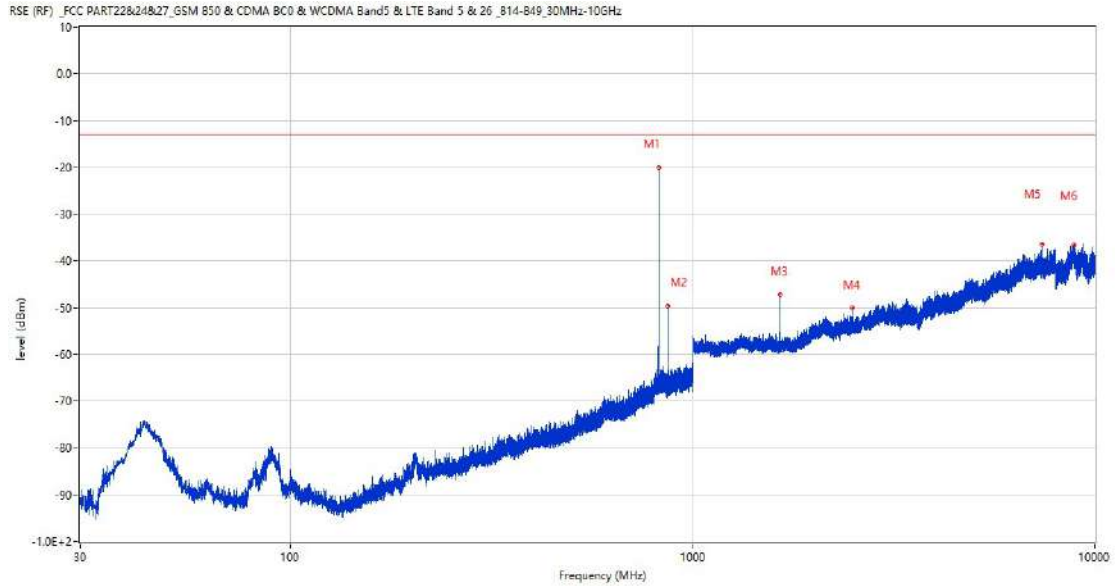
RSE-H&V CDMA BC0 CH777



Frequency (MHz)	Result (dBm)	Factor (dB)	PK Limit (dBm)	Over Limit (dB)	Table (o)	ANT	EUT	Verdict
171.620	-80.20	-15.81	-13.0	-67.20	354.00	Horizontal	Vertical	Pass
848.825	-43.88	7.31	-13.0	-30.88	13.00	Horizontal	Vertical	N/A
1697.600	-54.88	-3.63	-13.0	-41.88	183.00	Horizontal	Vertical	Pass
2545.600	-51.19	1.49	-13.0	-38.19	0.00	Horizontal	Vertical	Pass
3393.000	-42.55	7.22	-13.0	-29.55	211.00	Horizontal	Vertical	Pass
8900.700	-36.11	19.75	-13.0	-23.11	32.00	Horizontal	Vertical	Pass

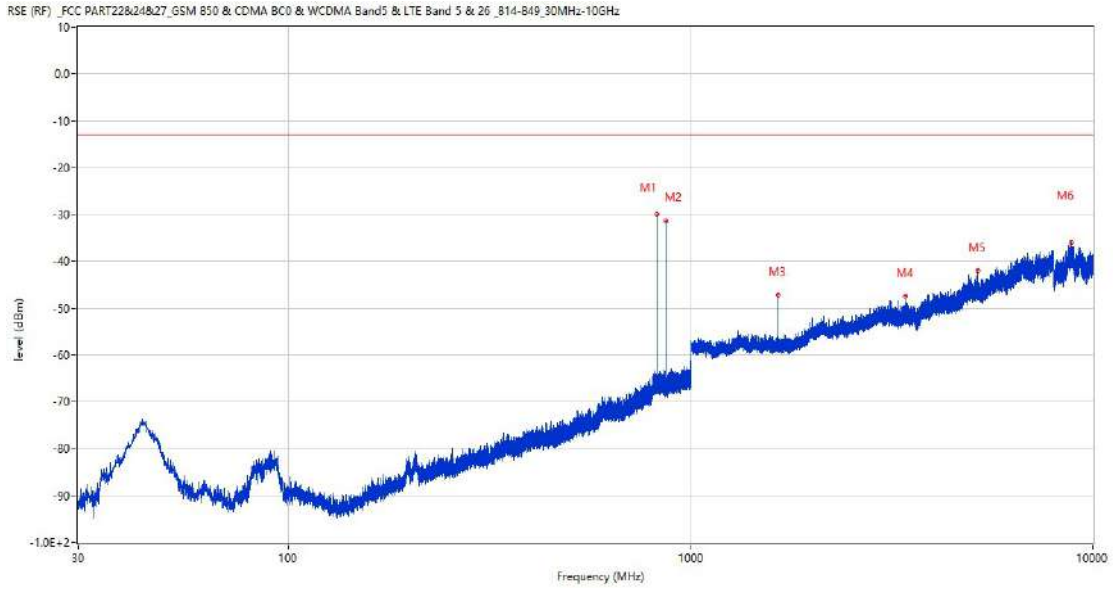
EVDO
 6 EVDO BC0
 6.1 EVDO BC0 Low Channel

RSE-H&H EVDO BC0 CH1013



Frequency (MHz)	Result (dBm)	Factor (dB)	PK Limit (dBm)	Over Limit (dB)	Table (o)	ANT	EUT	Verdict
824.430	-19.94	6.91	-13.0	-6.94	69.00	Horizontal	Horizontal	N/A
869.196	-49.74	6.35	-13.0	-36.74	231.00	Horizontal	Horizontal	N/A
1650.800	-47.19	-3.73	-13.0	-34.19	234.00	Horizontal	Horizontal	Pass
2496.000	-50.17	2.25	-13.0	-37.17	78.00	Horizontal	Horizontal	Pass
7412.000	-36.49	18.12	-13.0	-23.49	202.00	Horizontal	Horizontal	Pass
8881.299	-36.62	19.98	-13.0	-23.62	204.00	Horizontal	Horizontal	Pass

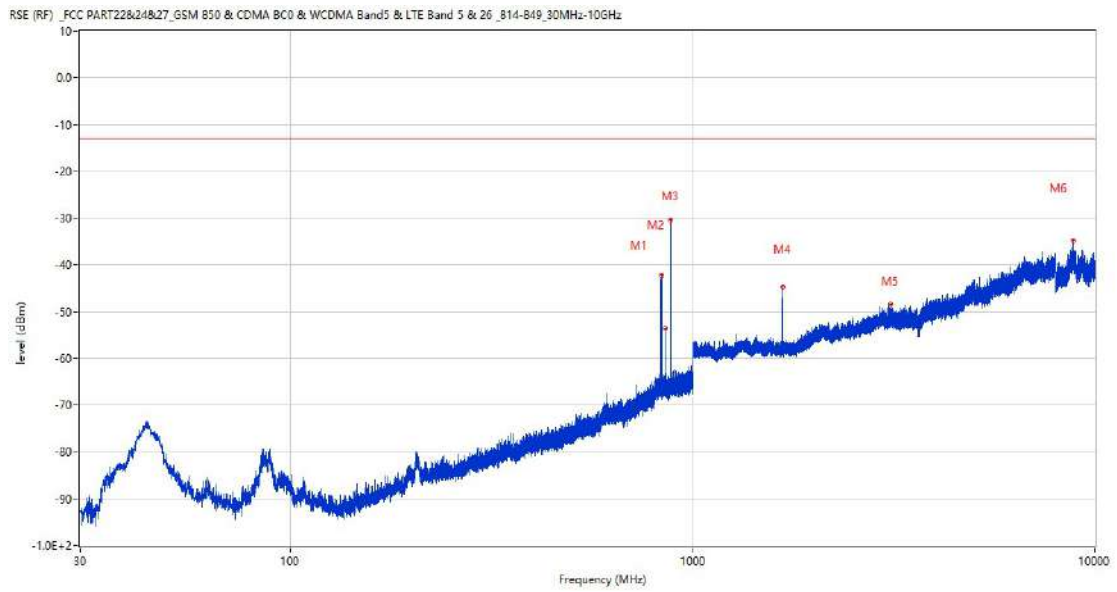
RSE-H&V EVDO BC0 CH1013



Frequency (MHz)	Result (dBm)	Factor (dB)	PK Limit (dBm)	Over Limit (dB)	Table (o)	ANT	EUT	Verdict
824.381	-29.94	6.91	-13.0	-16.94	277.00	Horizontal	Vertical	N/A
869.778	-31.38	6.40	-13.0	-18.38	264.00	Horizontal	Vertical	N/A
1651.000	-47.18	-3.72	-13.0	-34.18	186.00	Horizontal	Vertical	Pass
3420.000	-47.37	6.92	-13.0	-34.37	29.00	Horizontal	Vertical	Pass
5198.000	-41.98	12.28	-13.0	-28.98	192.00	Horizontal	Vertical	Pass
8860.900	-35.89	20.23	-13.0	-22.89	204.00	Horizontal	Vertical	Pass

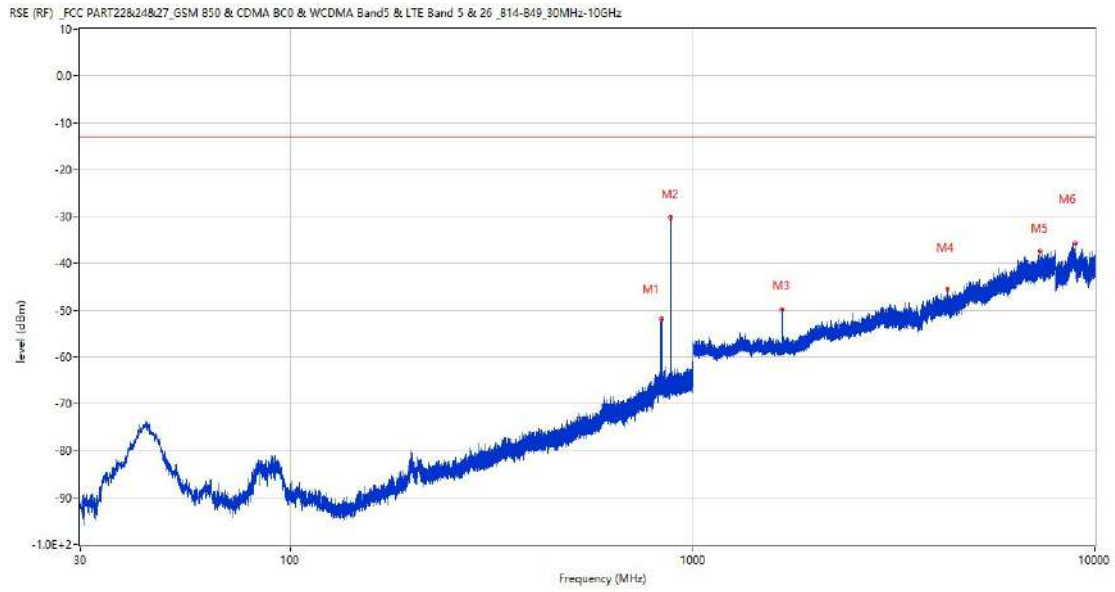
6.2 EVDO BC0 Middle Channel

RSE-H&H EVDO BC0 CH384



Frequency (MHz)	Result (dBm)	Factor (dB)	PK Limit (dBm)	Over Limit (dB)	Table (o)	ANT	EUT	Verdict
836.506	-42.31	7.13	-13.0	-29.31	94.00	Horizontal	Horizontal	N/A
856.101	-53.62	6.92	-13.0	-40.62	77.00	Horizontal	Horizontal	Pass
882.048	-30.30	6.77	-13.0	-17.30	9.00	Horizontal	Horizontal	N/A
1674.200	-44.77	-3.61	-13.0	-31.77	235.00	Horizontal	Horizontal	Pass
3109.750	-48.37	6.44	-13.0	-35.37	288.00	Horizontal	Horizontal	Pass
8855.500	-34.70	20.29	-13.0	-21.70	128.00	Horizontal	Horizontal	Pass

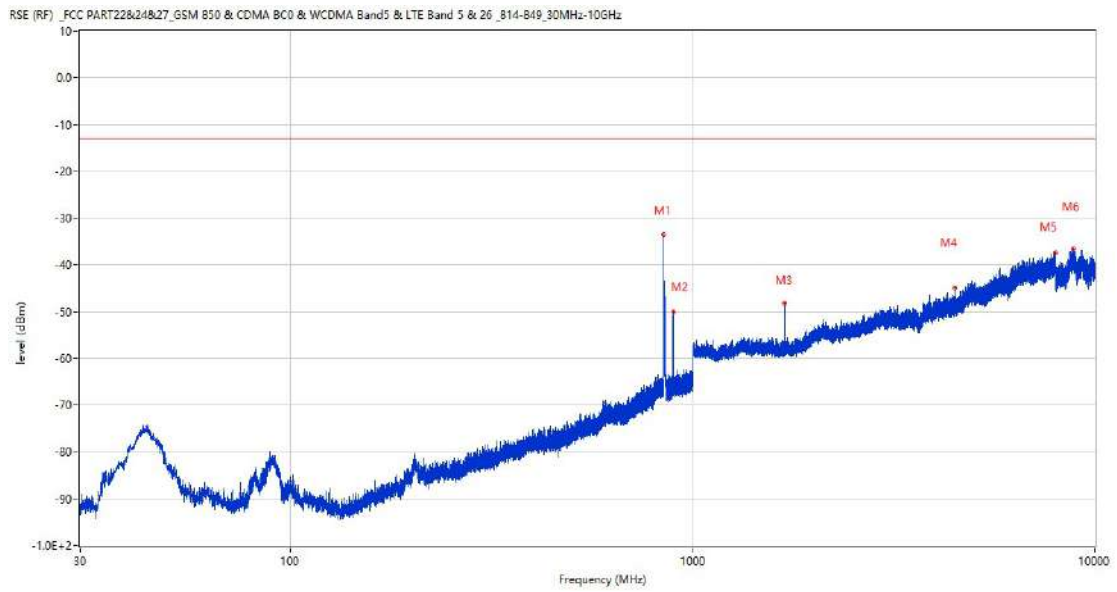
RSE-H&V EVDO BC0 CH384



Frequency (MHz)	Result (dBm)	Factor (dB)	PK Limit (dBm)	Over Limit (dB)	Table (o)	ANT	EUT	Verdict
836.846	-51.87	7.13	-13.0	-38.87	277.00	Horizontal	Vertical	N/A
881.175	-30.17	6.74	-13.0	-17.17	18.00	Horizontal	Vertical	N/A
1673.100	-49.79	-3.66	-13.0	-36.79	193.00	Horizontal	Vertical	Pass
4302.000	-45.59	10.78	-13.0	-32.59	147.00	Horizontal	Vertical	Pass
7325.000	-37.38	17.25	-13.0	-24.38	3.00	Horizontal	Vertical	Pass
8944.800	-35.88	19.46	-13.0	-22.88	158.00	Horizontal	Vertical	Pass

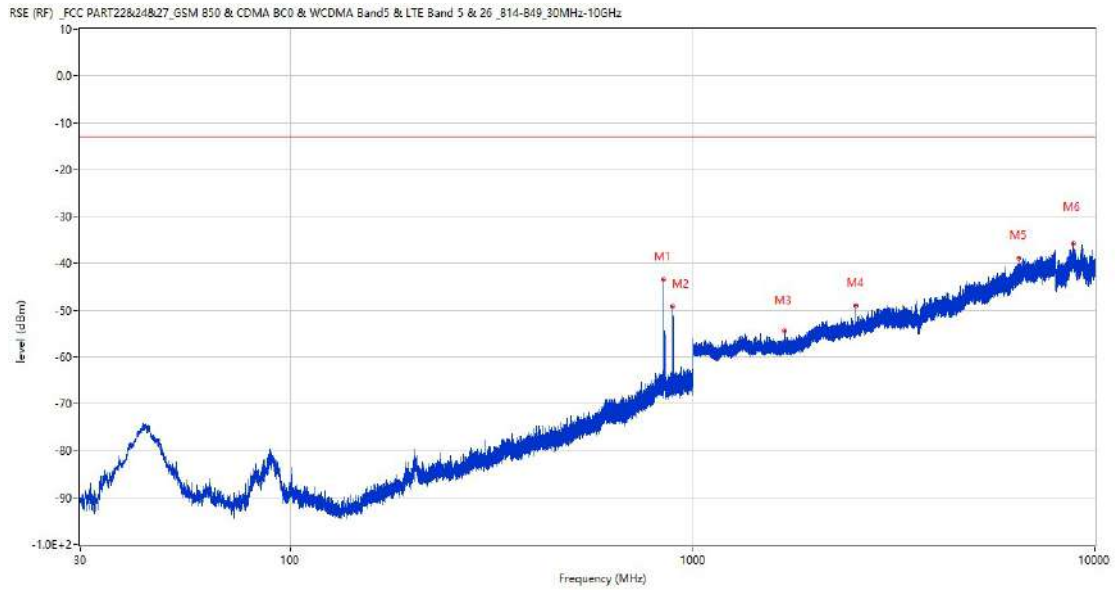
6.3 EVDO BC0 High Channel

RSE-H&H EVDO BC0 CH777



Frequency (MHz)	Result (dBm)	Factor (dB)	PK Limit (dBm)	Over Limit (dB)	Table (o)	ANT	EUT	Verdict
848.825	-33.41	7.31	-13.0	-20.41	63.00	Horizontal	Horizontal	N/A
893.833	-50.01	6.89	-13.0	-37.01	12.00	Horizontal	Horizontal	N/A
1697.400	-48.14	-3.64	-13.0	-35.14	244.00	Horizontal	Horizontal	Pass
4501.250	-44.92	11.13	-13.0	-31.92	341.00	Horizontal	Horizontal	Pass
7996.750	-37.46	18.82	-13.0	-24.46	178.00	Horizontal	Horizontal	Pass
8860.500	-36.67	20.23	-13.0	-23.67	40.00	Horizontal	Horizontal	Pass

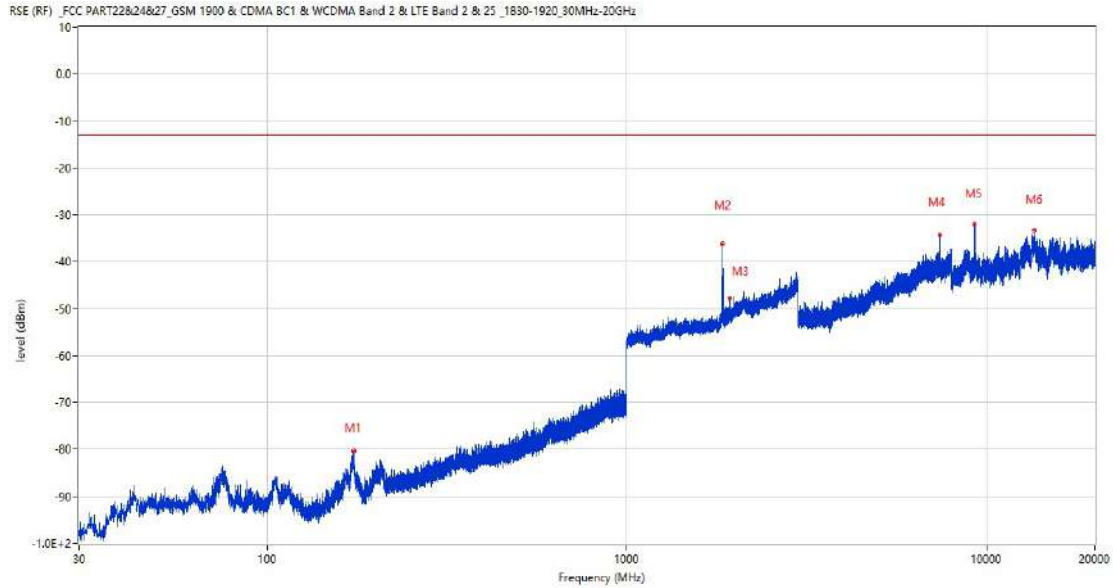
RSE-H&V EVDO BC0 CH777



Frequency (MHz)	Result (dBm)	Factor (dB)	PK Limit (dBm)	Over Limit (dB)	Table (o)	ANT	EUT	Verdict
848.825	-43.52	7.31	-13.0	-30.52	271.00	Horizontal	Vertical	N/A
893.640	-49.21	6.91	-13.0	-36.21	13.00	Horizontal	Vertical	N/A
1697.300	-54.49	-3.64	-13.0	-41.49	191.00	Horizontal	Vertical	Pass
2545.800	-49.00	1.48	-13.0	-36.00	164.00	Horizontal	Vertical	Pass
6468.250	-38.82	16.07	-13.0	-25.82	84.00	Horizontal	Vertical	Pass
8831.799	-35.77	20.06	-13.0	-22.77	130.00	Horizontal	Vertical	Pass

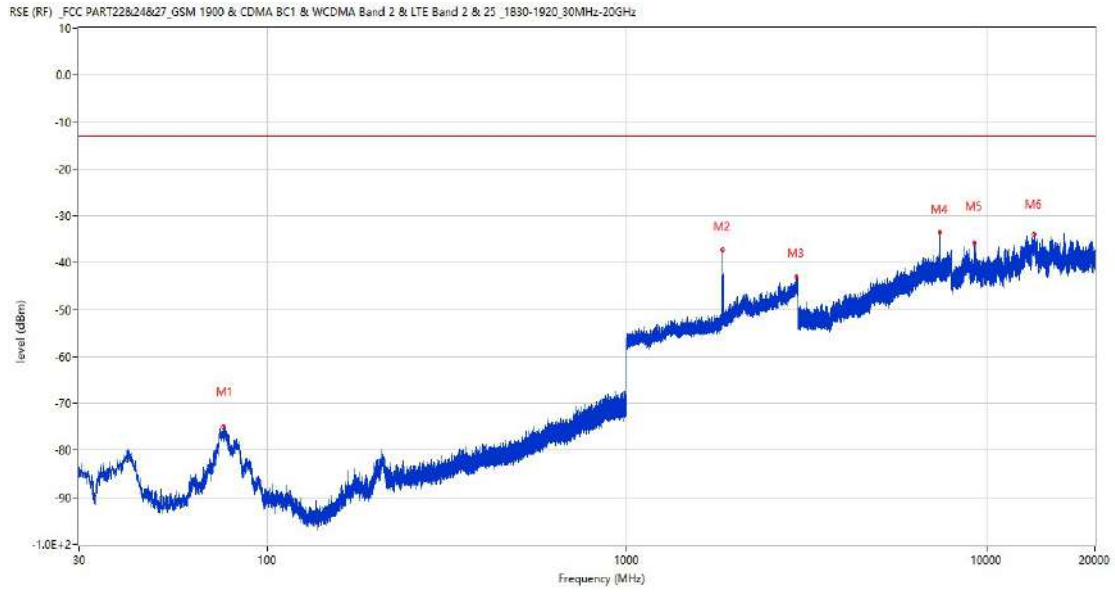
WCDMA
 7 WCDMA Band 2
 7.1 WCDMA Band 2 Low Channel

RSE-H&V WCDMA Band 2 CH9262



Frequency (MHz)	Result (dBm)	Factor (dB)	PK Limit (dBm)	Over Limit (dB)	Table (o)	ANT	EUT	Verdict
174.142	-80.40	-17.75	-13.0	-67.40	209.00	Horizontal	Vertical	Pass
1842.500	-36.25	2.42	-13.0	-23.25	181.00	Horizontal	Vertical	N/A
1934.300	-47.85	3.08	-13.0	-34.85	103.00	Horizontal	Vertical	N/A
7405.250	-34.32	17.95	-13.0	-21.32	139.00	Horizontal	Vertical	Pass
9267.063	-32.11	18.92	-13.0	-19.11	129.00	Horizontal	Vertical	Pass
13543.151	-33.36	25.04	-13.0	-20.36	2.00	Horizontal	Vertical	Pass

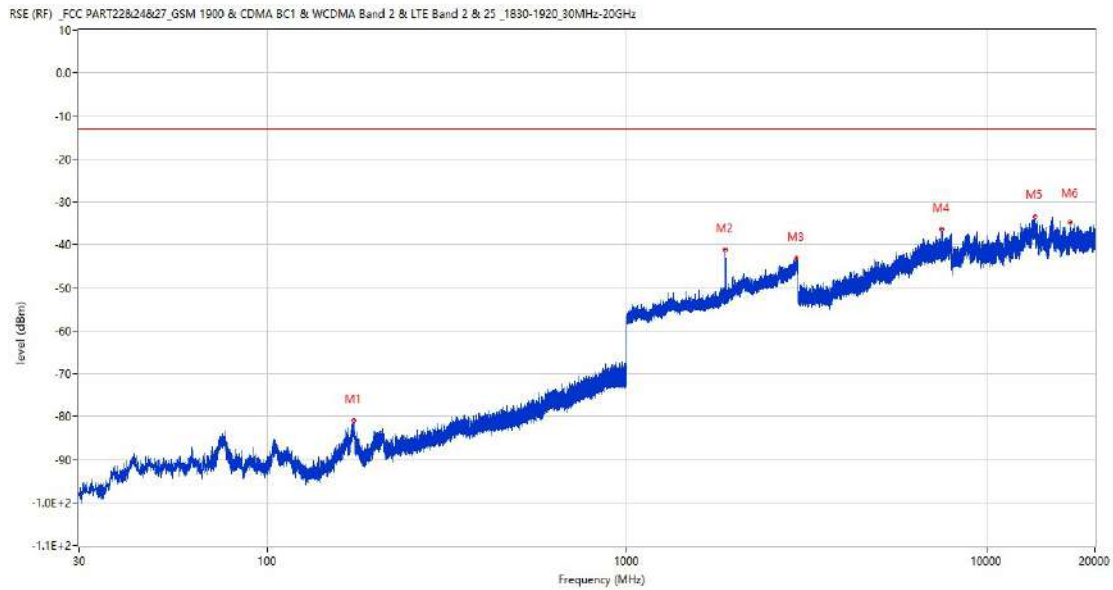
RSE-V&H WCDMA Band 2 CH9262



Frequency (MHz)	Result (dBm)	Factor (dB)	PK Limit (dBm)	Over Limit (dB)	Table (o)	ANT	EUT	Verdict
75.590	-75.02	-20.42	-13.0	-62.02	55.00	Vertical	Horizontal	Pass
1842.200	-37.18	2.42	-13.0	-24.18	218.00	Vertical	Horizontal	N/A
2965.000	-42.99	11.54	-13.0	-29.99	37.00	Vertical	Horizontal	Pass
7413.250	-33.44	18.12	-13.0	-20.44	238.00	Vertical	Horizontal	Pass
9263.737	-35.82	18.84	-13.0	-22.82	108.00	Vertical	Horizontal	Pass
13519.950	-33.88	24.45	-13.0	-20.88	210.00	Vertical	Horizontal	Pass

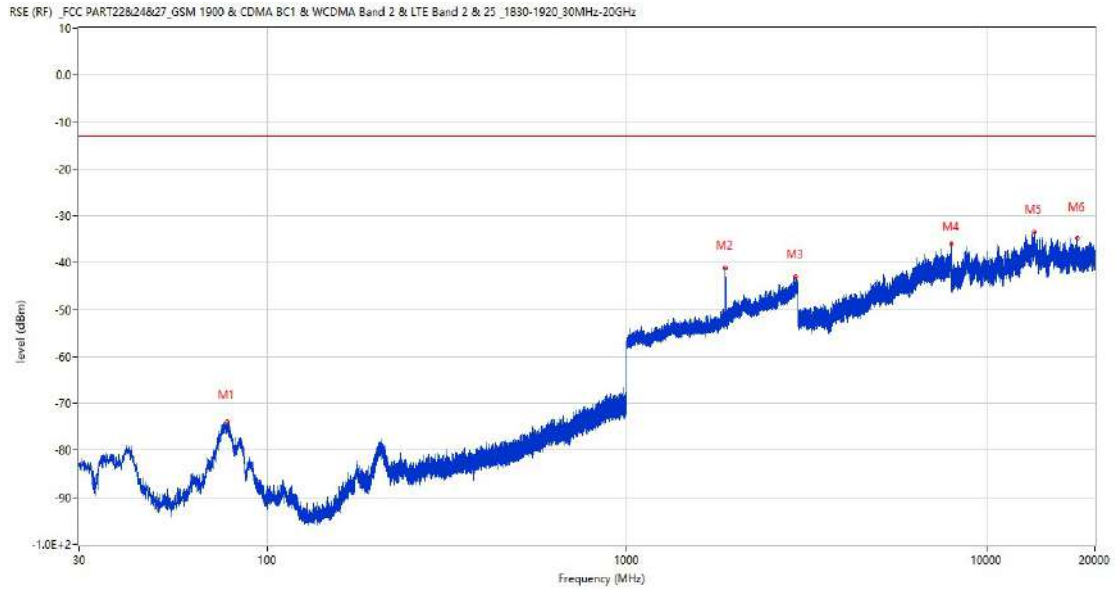
7.2 WCDMA Band 2 Middle Channel

RSE-H&V WCDMA Band 2 CH9400



Frequency (MHz)	Result (dBm)	Factor (dB)	PK Limit (dBm)	Over Limit (dB)	Table (o)	ANT	EUT	Verdict
173.609	-80.87	-17.77	-13.0	-67.87	6.00	Horizontal	Vertical	Pass
1879.900	-41.11	2.76	-13.0	-28.11	175.00	Horizontal	Vertical	N/A
2960.700	-43.11	10.99	-13.0	-30.11	246.00	Horizontal	Vertical	Pass
7515.750	-36.32	16.41	-13.0	-23.32	137.00	Horizontal	Vertical	Pass
13649.000	-33.33	24.83	-13.0	-20.33	91.00	Horizontal	Vertical	Pass
17096.375	-34.77	23.59	-13.0	-21.77	1.00	Horizontal	Vertical	Pass

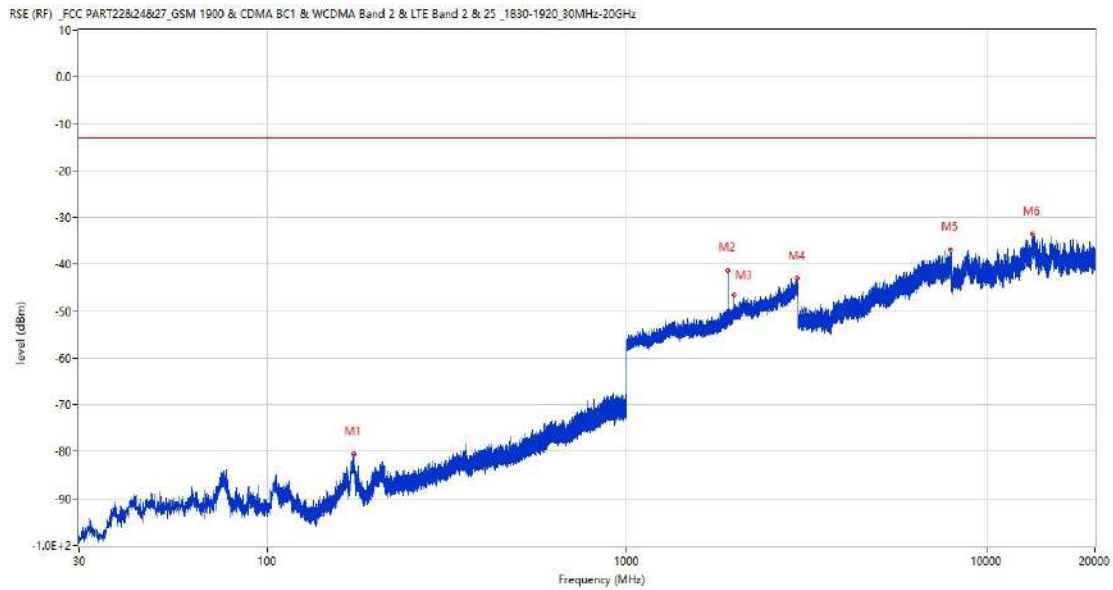
RSE-V&H WCDMA Band 2 CH9400



Frequency (MHz)	Result (dBm)	Factor (dB)	PK Limit (dBm)	Over Limit (dB)	Table (o)	ANT	EUT	Verdict
77.093	-73.81	-20.63	-13.0	-60.81	35.00	Vertical	Horizontal	Pass
1879.500	-41.19	2.76	-13.0	-28.19	6.00	Vertical	Horizontal	N/A
2943.100	-43.06	10.70	-13.0	-30.06	114.00	Vertical	Horizontal	Pass
7961.000	-35.97	18.23	-13.0	-22.97	168.00	Vertical	Horizontal	Pass
13532.276	-33.46	24.77	-13.0	-20.46	360.00	Vertical	Horizontal	Pass
17823.551	-34.76	22.04	-13.0	-21.76	209.00	Vertical	Horizontal	Pass

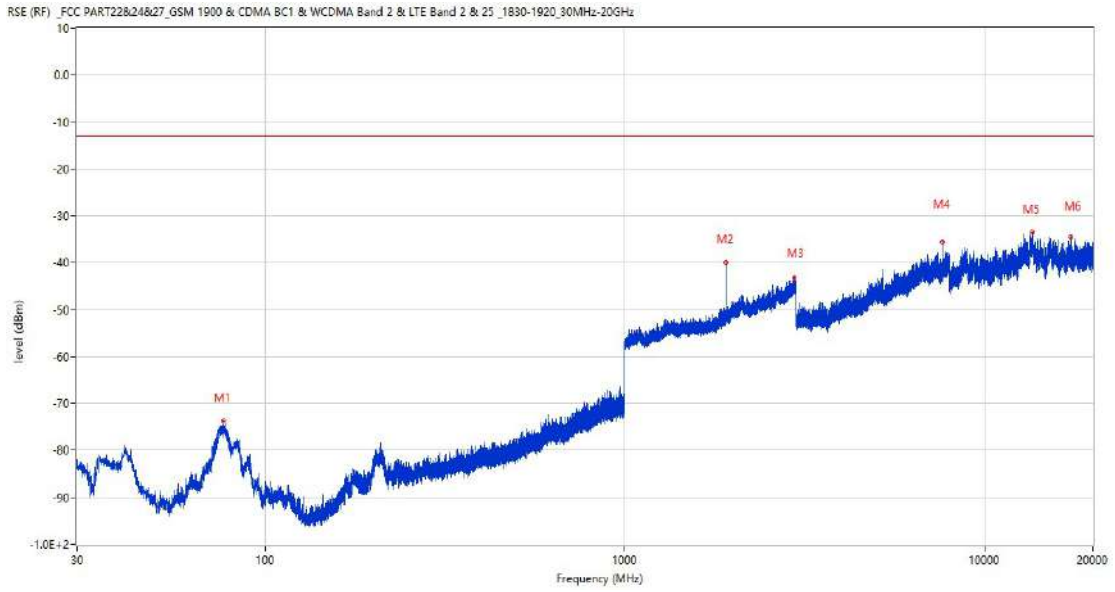
7.3 WCDMA Band 2 High Channel

RSE-H&V WCDMA Band 2 CH9538



Frequency (MHz)	Result (dBm)	Factor (dB)	PK Limit (dBm)	Over Limit (dB)	Table (o)	ANT	EUT	Verdict
173.851	-80.55	-17.76	-13.0	-67.55	174.00	Horizontal	Vertical	Pass
1910.000	-41.27	3.09	-13.0	-28.27	163.00	Horizontal	Vertical	N/A
1989.100	-46.51	4.55	-13.0	-33.51	290.00	Horizontal	Vertical	N/A
2975.100	-43.07	11.70	-13.0	-30.07	182.00	Horizontal	Vertical	Pass
7934.500	-36.89	18.85	-13.0	-23.89	111.00	Horizontal	Vertical	Pass
13420.625	-33.45	24.71	-13.0	-20.45	348.00	Horizontal	Vertical	Pass

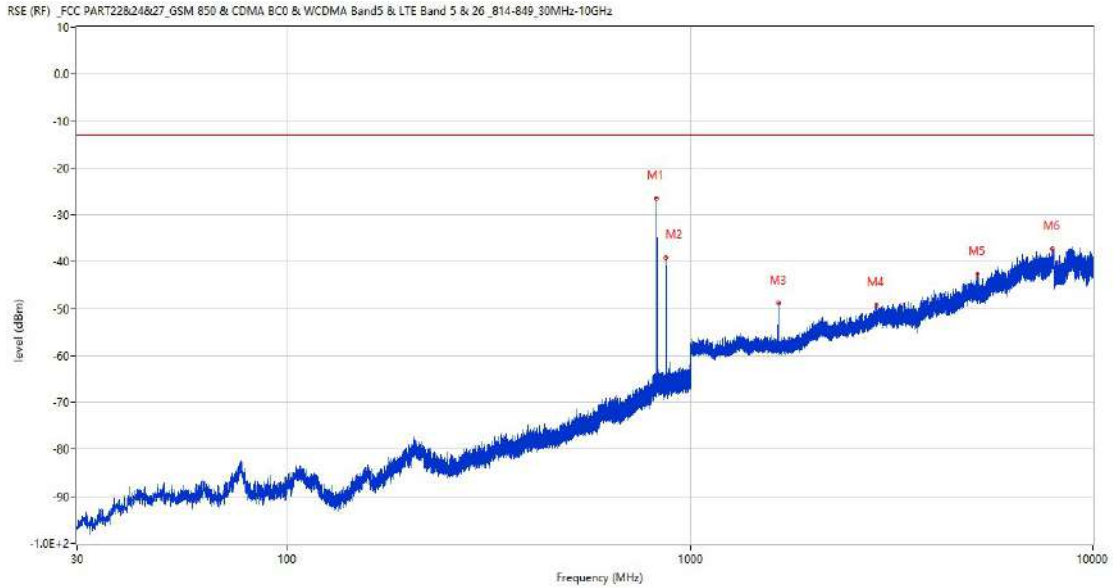
RSE-V&H WCDMA Band 2 CH9538



Frequency (MHz)	Result (dBm)	Factor (dB)	PK Limit (dBm)	Over Limit (dB)	Table (o)	ANT	EUT	Verdict
76.657	-73.78	-20.62	-13.0	-60.78	51.00	Vertical	Horizontal	Pass
1909.800	-39.96	3.09	-13.0	-26.96	13.00	Vertical	Horizontal	N/A
2957.500	-43.27	10.83	-13.0	-30.27	115.00	Vertical	Horizontal	Pass
7627.250	-35.62	17.31	-13.0	-22.62	249.00	Vertical	Horizontal	Pass
13542.787	-33.51	25.04	-13.0	-20.51	250.00	Vertical	Horizontal	Pass
17329.824	-34.53	22.90	-13.0	-21.53	111.00	Vertical	Horizontal	Pass

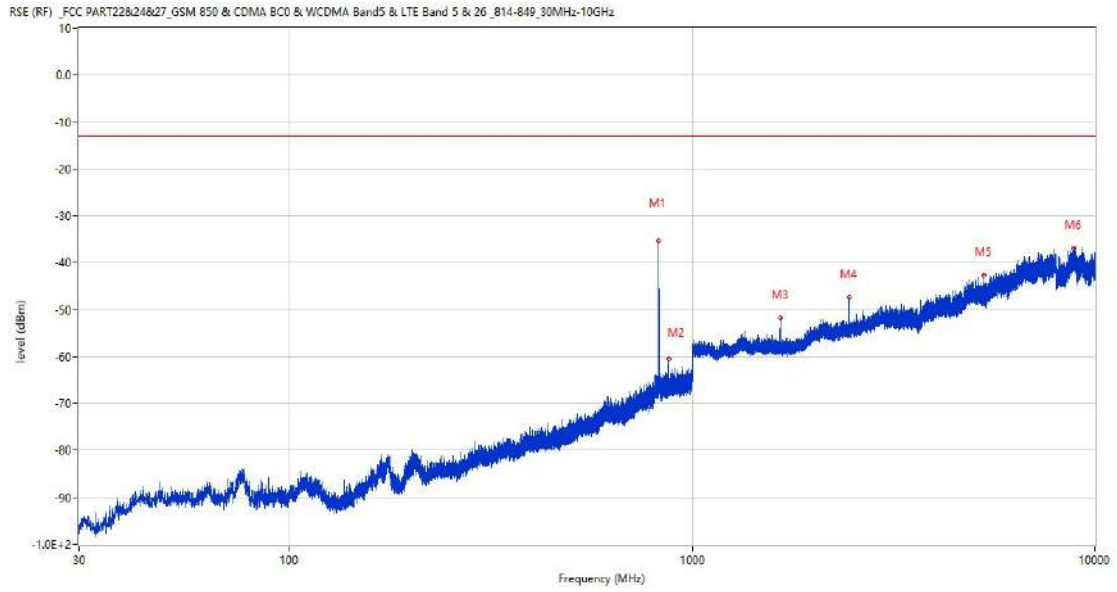
8 WCDMA Band 5
8.1 WCDMA Band 5 Low Channel

RSE-H&H WCDMA Band 5 CH4132



Frequency (MHz)	Result (dBm)	Factor (dB)	PK Limit (dBm)	Over Limit (dB)	Table (o)	ANT	EUT	Verdict
824.769	-26.48	6.92	-13.0	-13.48	68.00	Horizontal	Horizontal	N/A
870.166	-39.18	6.39	-13.0	-26.18	224.00	Horizontal	Horizontal	N/A
1655.900	-49.34	-3.58	-13.0	-36.34	228.00	Horizontal	Horizontal	Pass
2905.700	-49.32	4.21	-13.0	-36.32	149.00	Horizontal	Horizontal	Pass
5181.750	-42.65	12.36	-13.0	-29.65	248.00	Horizontal	Horizontal	Pass
7951.750	-37.17	18.50	-13.0	-24.17	102.00	Horizontal	Horizontal	Pass

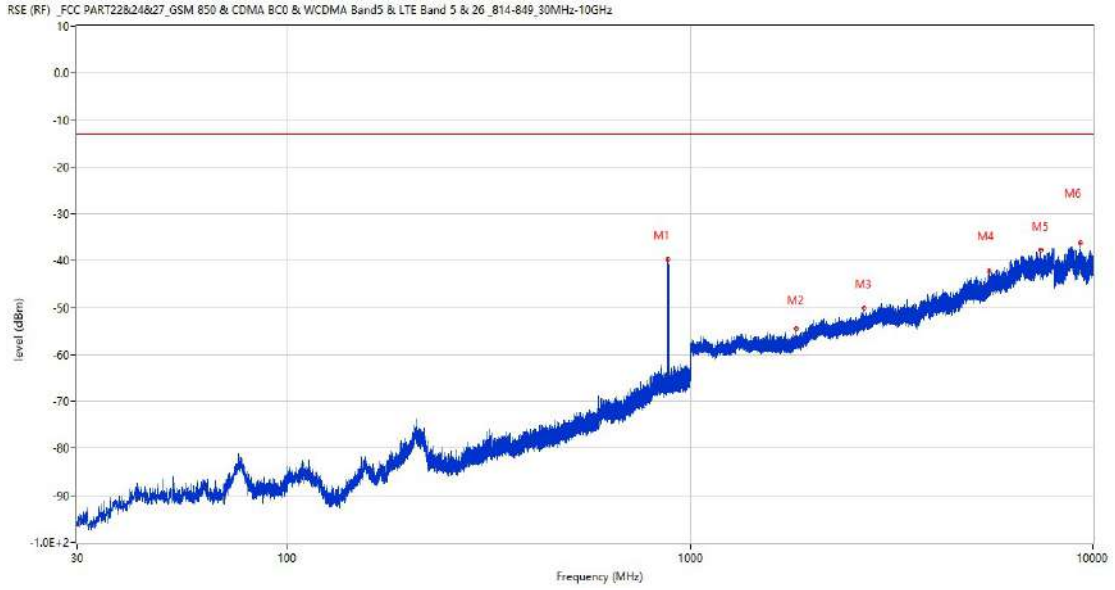
RSE-H&V WCDMA Band 5 CH4132



Frequency (MHz)	Result (dBm)	Factor (dB)	PK Limit (dBm)	Over Limit (dB)	Table (o)	ANT	EUT	Verdict
824.673	-35.28	6.91	-13.0	-22.28	38.00	Horizontal	Vertical	N/A
872.591	-60.39	6.42	-13.0	-47.39	296.00	Horizontal	Vertical	N/A
1655.200	-51.71	-3.60	-13.0	-38.71	159.00	Horizontal	Vertical	Pass
2450.300	-47.33	0.36	-13.0	-34.33	274.00	Horizontal	Vertical	Pass
5311.750	-42.52	12.30	-13.0	-29.52	1.00	Horizontal	Vertical	Pass
8851.299	-36.79	20.34	-13.0	-23.79	114.00	Horizontal	Vertical	Pass

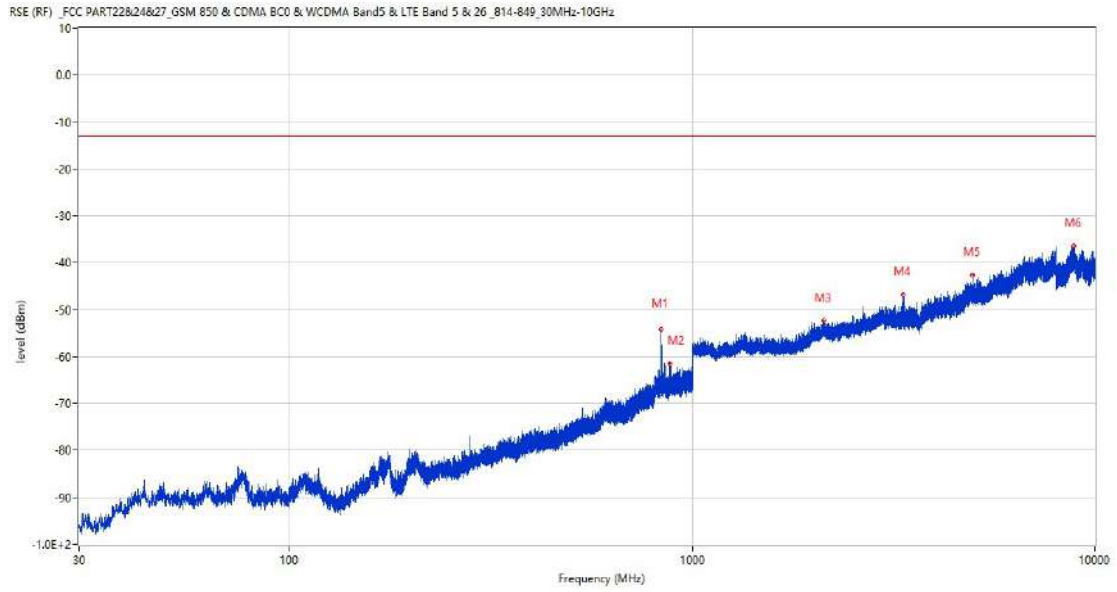
8.2 WCDMA Band 5 Middle Channel

RSE-H&H WCDMA Band 5 CH4182



Frequency (MHz)	Result (dBm)	Factor (dB)	PK Limit (dBm)	Over Limit (dB)	Table (o)	ANT	EUT	Verdict
880.690	-39.68	6.73	-13.0	-26.68	289.00	Horizontal	Horizontal	N/A
1830.900	-54.52	-3.30	-13.0	-41.52	171.00	Horizontal	Horizontal	Pass
2704.000	-50.15	2.38	-13.0	-37.15	189.00	Horizontal	Horizontal	Pass
5526.750	-42.22	12.96	-13.0	-29.22	311.00	Horizontal	Horizontal	Pass
7413.250	-37.75	18.12	-13.0	-24.75	270.00	Horizontal	Horizontal	Pass
9314.600	-36.26	19.60	-13.0	-23.26	363.00	Horizontal	Horizontal	Pass

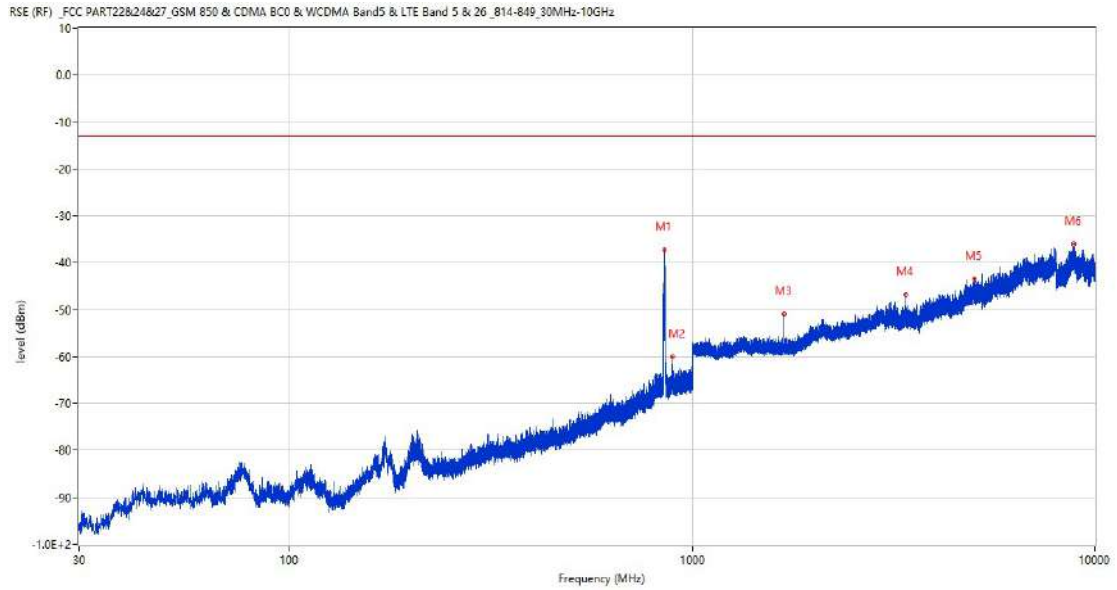
RSE-H&V WCDMA Band 5 CH4182



Frequency (MHz)	Result (dBm)	Factor (dB)	PK Limit (dBm)	Over Limit (dB)	Table (o)	ANT	EUT	Verdict
837.380	-54.29	7.14	-13.0	-41.29	14.00	Horizontal	Vertical	N/A
879.865	-61.45	6.58	-13.0	-48.45	308.00	Horizontal	Vertical	N/A
2121.000	-52.38	-0.17	-13.0	-39.38	360.00	Horizontal	Vertical	Pass
3345.500	-46.70	7.14	-13.0	-33.70	136.00	Horizontal	Vertical	Pass
4968.000	-42.72	13.47	-13.0	-29.72	250.00	Horizontal	Vertical	Pass
8861.200	-36.50	20.22	-13.0	-23.50	288.00	Horizontal	Vertical	Pass

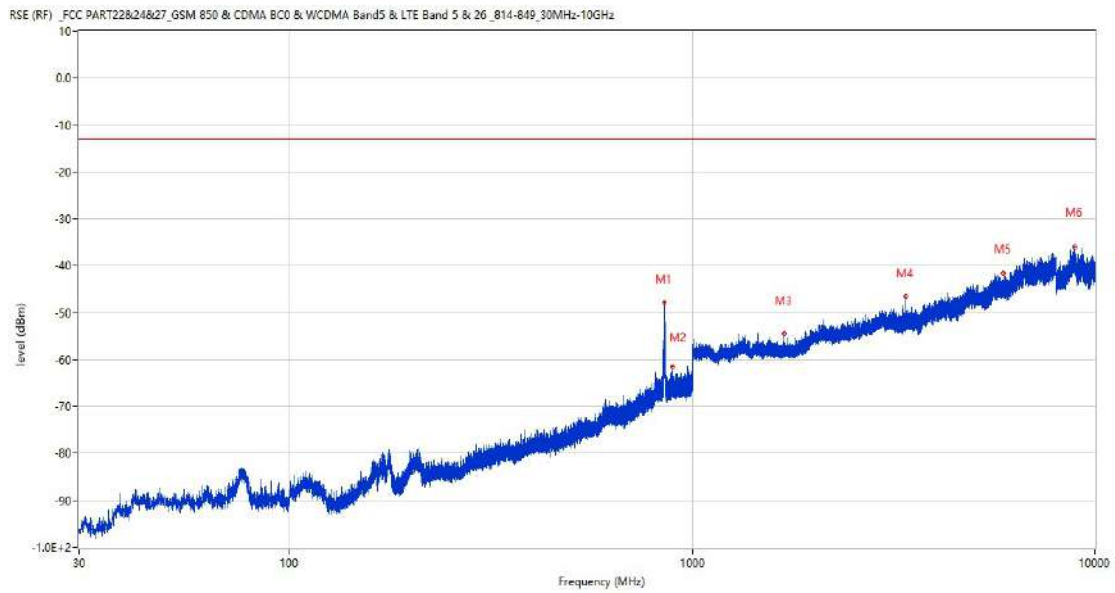
8.3 WCDMA Band 5 High Channel

RSE-H&H WCDMA Band 5 CH4233



Frequency (MHz)	Result (dBm)	Factor (dB)	PK Limit (dBm)	Over Limit (dB)	Table (o)	ANT	EUT	Verdict
854.015	-37.27	7.39	-13.0	-24.27	60.00	Horizontal	Horizontal	N/A
893.057	-60.02	6.93	-13.0	-47.02	307.00	Horizontal	Horizontal	N/A
1690.900	-50.97	-3.66	-13.0	-37.97	232.00	Horizontal	Horizontal	Pass
3386.500	-46.78	6.71	-13.0	-33.78	80.00	Horizontal	Horizontal	Pass
5018.500	-43.48	12.38	-13.0	-30.48	264.00	Horizontal	Horizontal	Pass
8854.000	-36.02	20.31	-13.0	-23.02	214.00	Horizontal	Horizontal	Pass

RSE-H&V WCDMA Band 5 CH4233



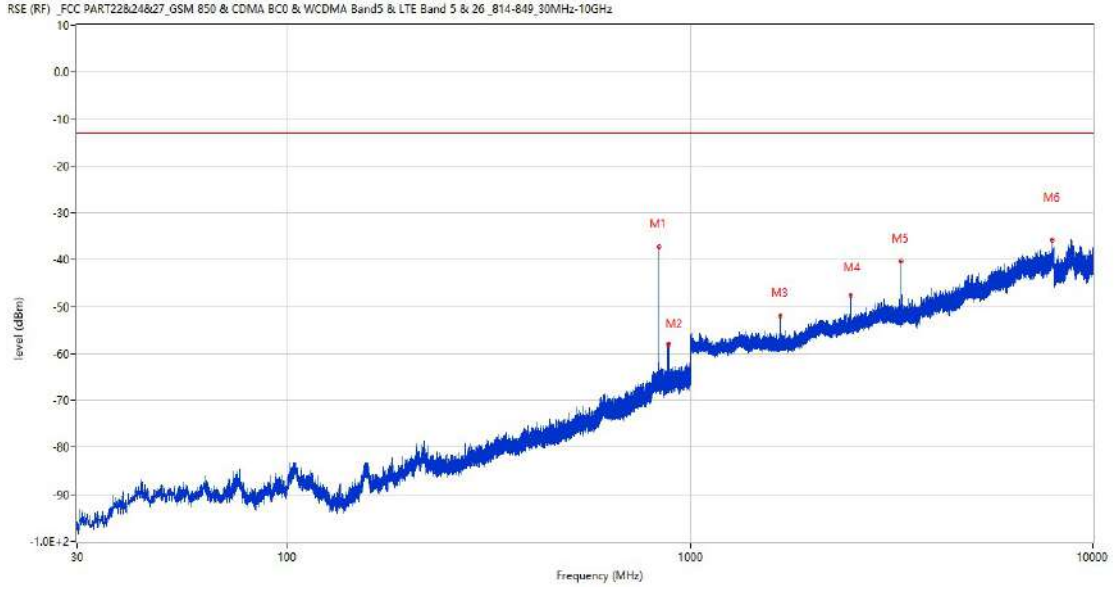
Frequency (MHz)	Result (dBm)	Factor (dB)	PK Limit (dBm)	Over Limit (dB)	Table (o)	ANT	EUT	Verdict
854.015	-47.80	7.39	-13.0	-34.80	30.00	Horizontal	Vertical	N/A
891.748	-61.57	6.96	-13.0	-48.57	309.00	Horizontal	Vertical	N/A
1691.500	-54.43	-3.56	-13.0	-41.43	195.00	Horizontal	Vertical	Pass
3386.750	-46.49	6.71	-13.0	-33.49	206.00	Horizontal	Vertical	Pass
5932.250	-41.60	14.28	-13.0	-28.60	135.00	Horizontal	Vertical	Pass
8918.700	-36.07	19.63	-13.0	-23.07	360.00	Horizontal	Vertical	Pass

LTE

9 LTE Band 5

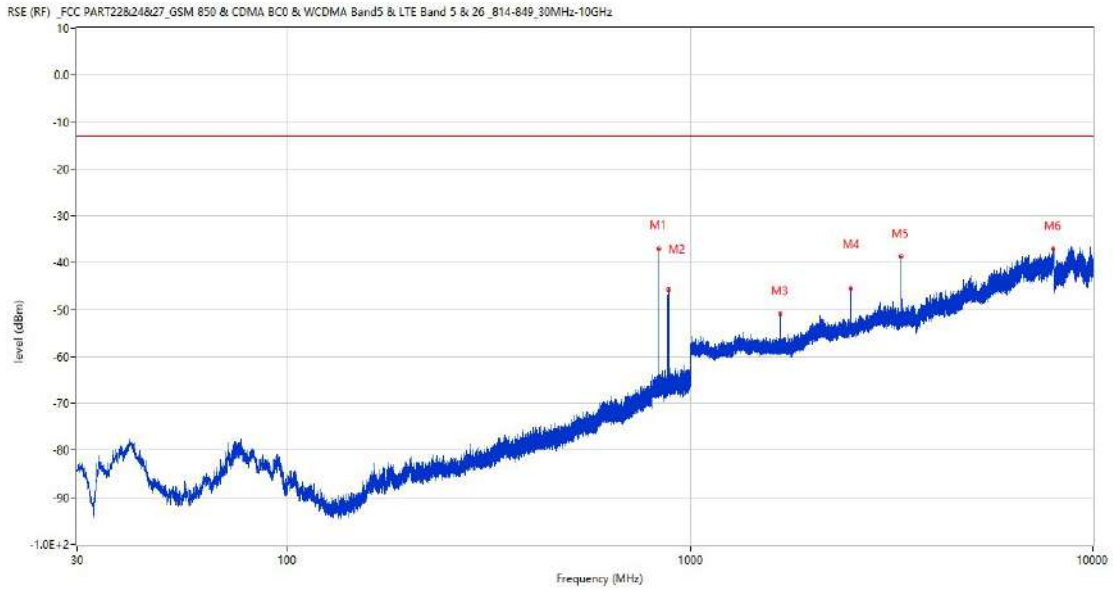
9.1 LTE Band 5 BW1.4, Middle Channel

RSE-H&H LTE Band 5 BW1.4 CH20525



Frequency (MHz)	Result (dBm)	Factor (dB)	PK Limit (dBm)	Over Limit (dB)	Table (o)	ANT	EUT	Verdict
836.022	-37.16	7.12	-13.0	-24.16	81.00	Horizontal	Horizontal	N/A
881.951	-57.99	6.77	-13.0	-44.99	281.00	Horizontal	Horizontal	N/A
1673.000	-51.84	-3.67	-13.0	-38.84	177.00	Horizontal	Horizontal	Pass
2508.900	-47.69	1.55	-13.0	-34.69	346.00	Horizontal	Horizontal	Pass
3344.750	-40.37	7.20	-13.0	-27.37	62.00	Horizontal	Horizontal	Pass
7948.500	-35.88	18.71	-13.0	-22.88	301.00	Horizontal	Horizontal	Pass

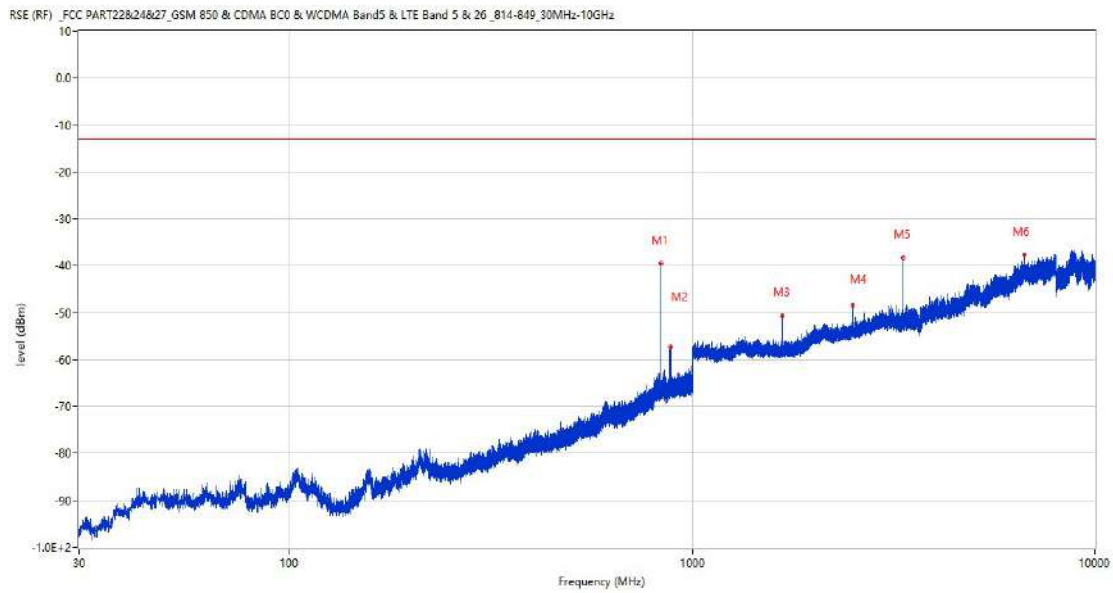
RSE-V&V LTE Band 5 BW1.4 CH20525



Frequency (MHz)	Result (dBm)	Factor (dB)	PK Limit (dBm)	Over Limit (dB)	Table (o)	ANT	EUT	Verdict
836.022	-36.94	7.12	-13.0	-23.94	159.00	Vertical	Vertical	N/A
881.999	-45.63	6.77	-13.0	-32.63	294.00	Vertical	Vertical	N/A
1673.300	-50.84	-3.64	-13.0	-37.84	172.00	Vertical	Vertical	Pass
2509.100	-45.46	1.52	-13.0	-32.46	129.00	Vertical	Vertical	Pass
3344.750	-38.68	7.20	-13.0	-25.68	105.00	Vertical	Vertical	Pass
7953.500	-37.10	18.52	-13.0	-24.10	0.00	Vertical	Vertical	Pass

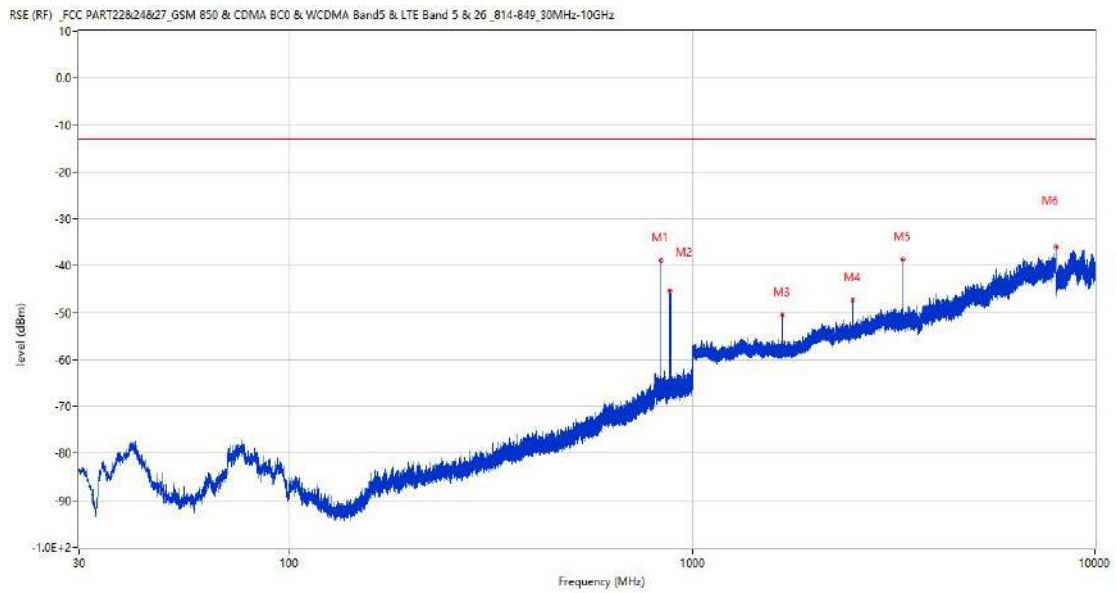
9.2 LTE Band 5 BW3, Middle Channel

RSE-H&H LTE Band 5 BW3 CH20525



Frequency (MHz)	Result (dBm)	Factor (dB)	PK Limit (dBm)	Over Limit (dB)	Table (o)	ANT	EUT	Verdict
835.197	-39.59	7.10	-13.0	-26.59	88.00	Horizontal	Horizontal	N/A
882.097	-57.35	6.77	-13.0	-44.35	285.00	Horizontal	Horizontal	N/A
1671.600	-50.62	-3.75	-13.0	-37.62	243.00	Horizontal	Horizontal	Pass
2506.700	-48.37	1.72	-13.0	-35.37	225.00	Horizontal	Horizontal	Pass
3341.750	-38.30	7.19	-13.0	-25.30	61.00	Horizontal	Horizontal	Pass
6682.750	-37.64	16.96	-13.0	-24.64	0.00	Horizontal	Horizontal	Pass

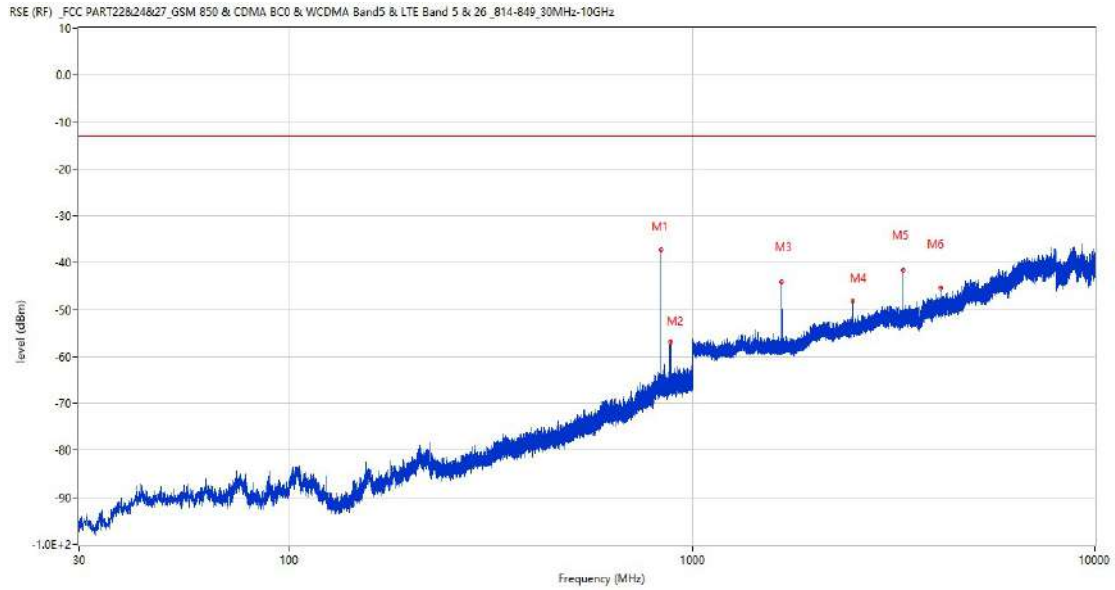
RSE-V&V LTE Band 5 BW3 CH20525



Frequency (MHz)	Result (dBm)	Factor (dB)	PK Limit (dBm)	Over Limit (dB)	Table (o)	ANT	EUT	Verdict
835.294	-38.85	7.11	-13.0	-25.85	169.00	Vertical	Vertical	N/A
880.787	-45.24	6.73	-13.0	-32.24	202.00	Vertical	Vertical	N/A
1671.400	-50.46	-3.75	-13.0	-37.46	355.00	Vertical	Vertical	Pass
2506.600	-47.37	1.74	-13.0	-34.37	124.00	Vertical	Vertical	Pass
3341.750	-38.62	7.19	-13.0	-25.62	135.00	Vertical	Vertical	Pass
7997.000	-36.03	18.84	-13.0	-23.03	94.00	Vertical	Vertical	Pass

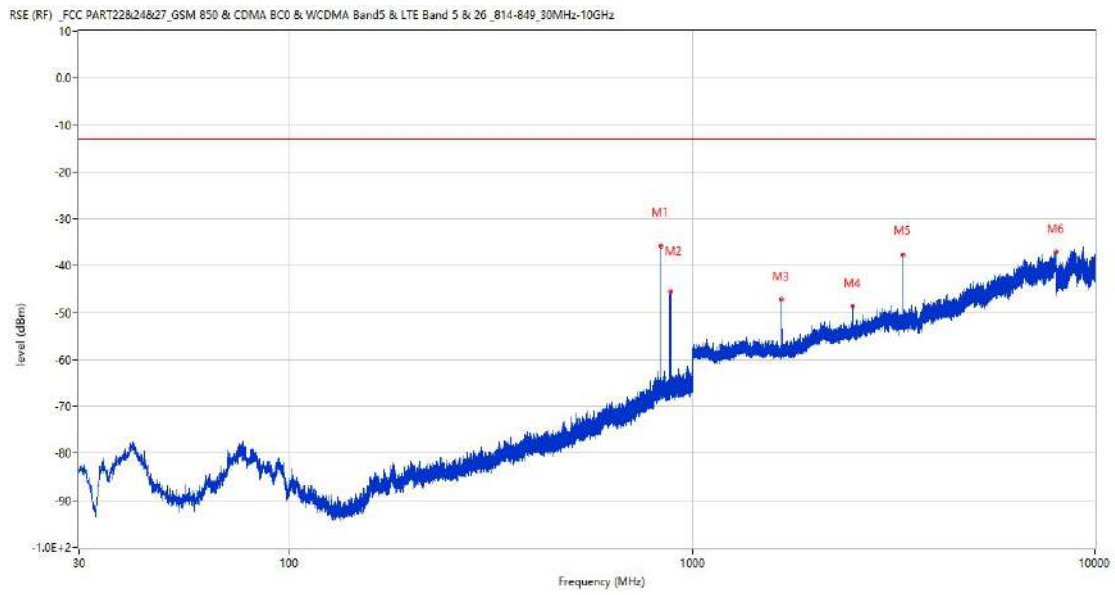
9.3 LTE Band 5 BW5, Middle Channel

RSE-H&H LTE Band 5 BW5 CH20525



Frequency (MHz)	Result (dBm)	Factor (dB)	PK Limit (dBm)	Over Limit (dB)	Table (o)	ANT	EUT	Verdict
834.372	-37.30	7.09	-13.0	-24.30	79.00	Horizontal	Horizontal	N/A
881.903	-56.87	6.76	-13.0	-43.87	294.00	Horizontal	Horizontal	N/A
1669.600	-44.16	-3.82	-13.0	-31.16	220.00	Horizontal	Horizontal	Pass
2503.700	-48.27	2.01	-13.0	-35.27	226.00	Horizontal	Horizontal	Pass
3338.000	-41.90	7.03	-13.0	-28.90	312.00	Horizontal	Horizontal	Pass
4148.500	-45.40	9.47	-13.0	-32.40	238.00	Horizontal	Horizontal	Pass

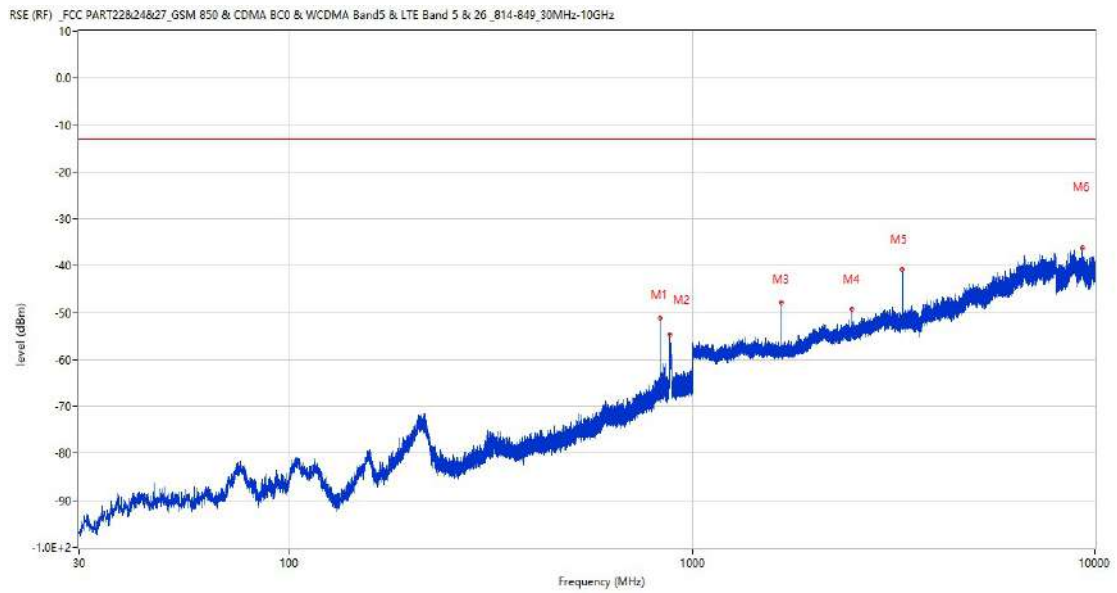
RSE-V&V LTE Band 5 BW5 CH20525



Frequency (MHz)	Result (dBm)	Factor (dB)	PK Limit (dBm)	Over Limit (dB)	Table (o)	ANT	EUT	Verdict
834.372	-35.73	7.09	-13.0	-22.73	121.00	Vertical	Vertical	N/A
881.999	-45.44	6.77	-13.0	-32.44	281.00	Vertical	Vertical	N/A
1669.600	-47.18	-3.82	-13.0	-34.18	319.00	Vertical	Vertical	Pass
2503.900	-48.71	1.99	-13.0	-35.71	131.00	Vertical	Vertical	Pass
3337.750	-37.55	7.03	-13.0	-24.55	145.00	Vertical	Vertical	Pass
7997.750	-37.07	18.89	-13.0	-24.07	301.00	Vertical	Vertical	Pass

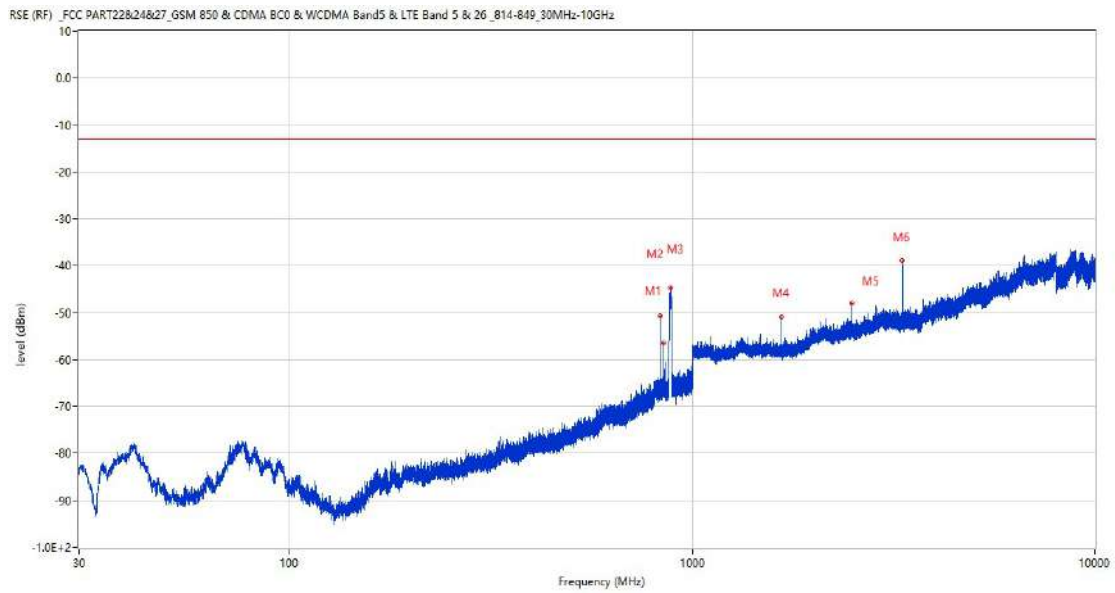
9.4 LTE Band 5 BW10, Middle Channel

RSE-H&H LTE Band 5 BW10 CH20525



Frequency (MHz)	Result (dBm)	Factor (dB)	PK Limit (dBm)	Over Limit (dB)	Table (o)	ANT	EUT	Verdict
832.142	-51.18	7.05	-13.0	-38.18	79.00	Horizontal	Horizontal	N/A
878.799	-54.72	6.51	-13.0	-41.72	294.00	Horizontal	Horizontal	N/A
1665.200	-47.85	-3.87	-13.0	-34.85	215.00	Horizontal	Horizontal	Pass
2497.200	-49.17	2.22	-13.0	-36.17	349.00	Horizontal	Horizontal	Pass
3329.000	-40.82	6.93	-13.0	-27.82	8.00	Horizontal	Horizontal	Pass
9300.300	-36.28	19.80	-13.0	-23.28	187.00	Horizontal	Horizontal	Pass

RSE-V&V LTE Band 5 BW10 CH20525

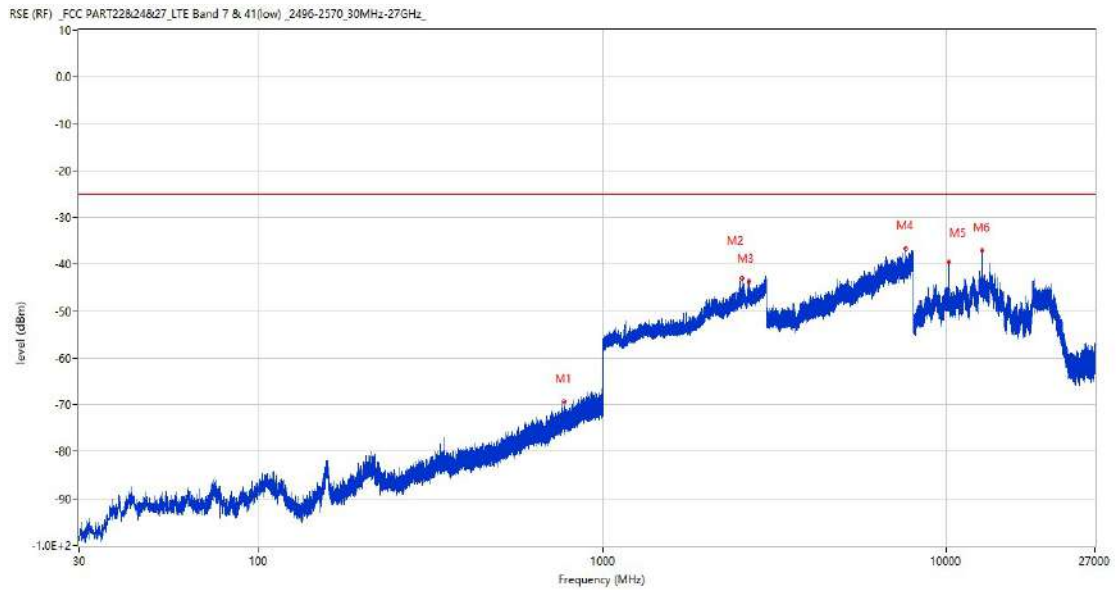


Frequency (MHz)	Result (dBm)	Factor (dB)	PK Limit (dBm)	Over Limit (dB)	Table (o)	ANT	EUT	Verdict
832.142	-50.64	7.05	-13.0	-37.64	142.00	Vertical	Vertical	N/A
849.747	-56.51	7.33	-13.0	-43.51	353.00	Vertical	Vertical	N/A
883.794	-44.67	6.99	-13.0	-31.67	205.00	Vertical	Vertical	N/A
1665.100	-51.00	-3.87	-13.0	-38.00	292.00	Vertical	Vertical	Pass
2496.900	-47.94	2.24	-13.0	-34.94	257.00	Vertical	Vertical	Pass
3329.000	-43.12	6.93	-13.0	-30.12	279.00	Vertical	Vertical	Pass

10 LTE Band 7

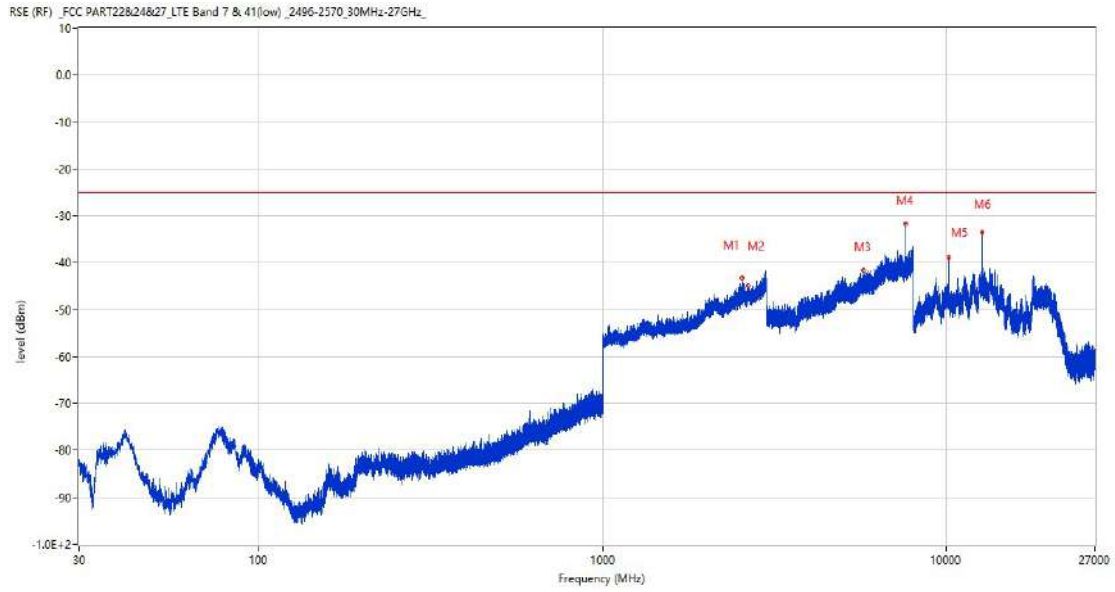
10.1 LTE Band 7 BW5, Middle Channel

RSE-H&V LTE Band 7 BW5 CH21100



Frequency (MHz)	Result (dBm)	Factor (dB)	PK Limit (dBm)	Over Limit (dB)	Table (o)	ANT	EUT	Verdict
773.893	-69.32	-0.24	-25.0	-44.32	93.00	Horizontal	Vertical	Pass
2533.700	-43.02	8.84	-25.0	-18.02	177.00	Horizontal	Vertical	N/A
2654.700	-43.69	8.39	-25.0	-18.69	87.00	Horizontal	Vertical	N/A
7599.250	-36.68	16.73	-25.0	-11.68	125.00	Horizontal	Vertical	Pass
10132.037	-39.53	11.36	-25.0	-14.53	138.00	Horizontal	Vertical	Pass
12664.500	-36.98	14.42	-25.0	-11.98	224.00	Horizontal	Vertical	Pass

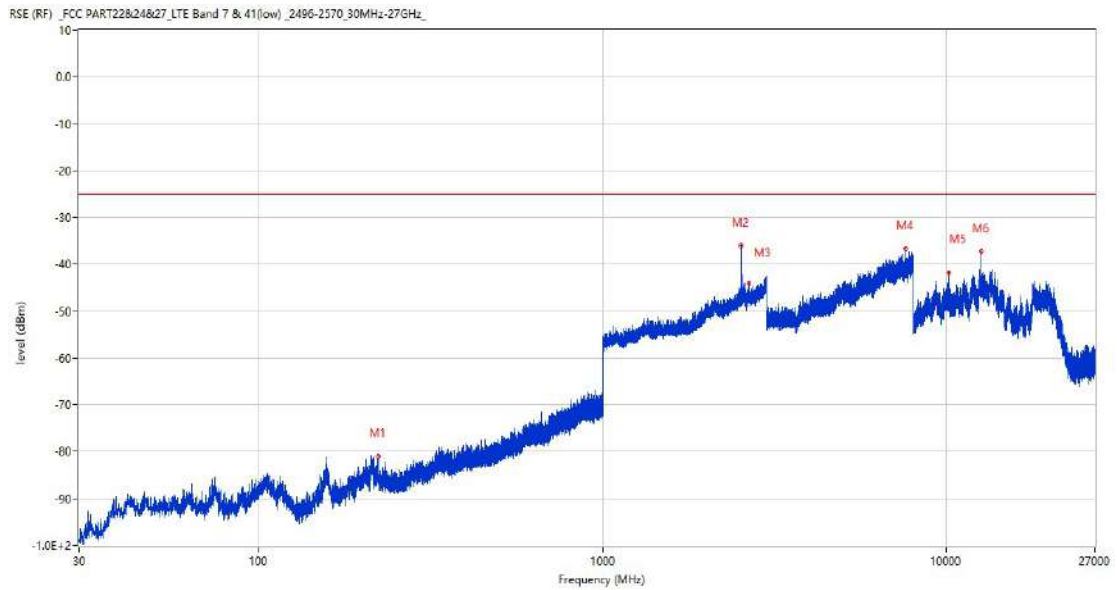
RSE-V&H LTE Band 7 BW5 CH21100



Frequency (MHz)	Result (dBm)	Factor (dB)	PK Limit (dBm)	Over Limit (dB)	Table (o)	ANT	EUT	Verdict
2533.200	-43.34	8.84	-25.0	-18.34	178.00	Vertical	Horizontal	N/A
2642.800	-44.81	8.53	-25.0	-19.81	318.00	Vertical	Horizontal	N/A
5730.500	-41.62	13.86	-25.0	-16.62	0.00	Vertical	Horizontal	Pass
7599.000	-31.59	16.70	-25.0	-6.59	235.00	Vertical	Horizontal	Pass
10132.037	-38.90	11.36	-25.0	-13.90	315.00	Vertical	Horizontal	Pass
12664.738	-33.57	14.42	-25.0	-8.57	68.00	Vertical	Horizontal	Pass

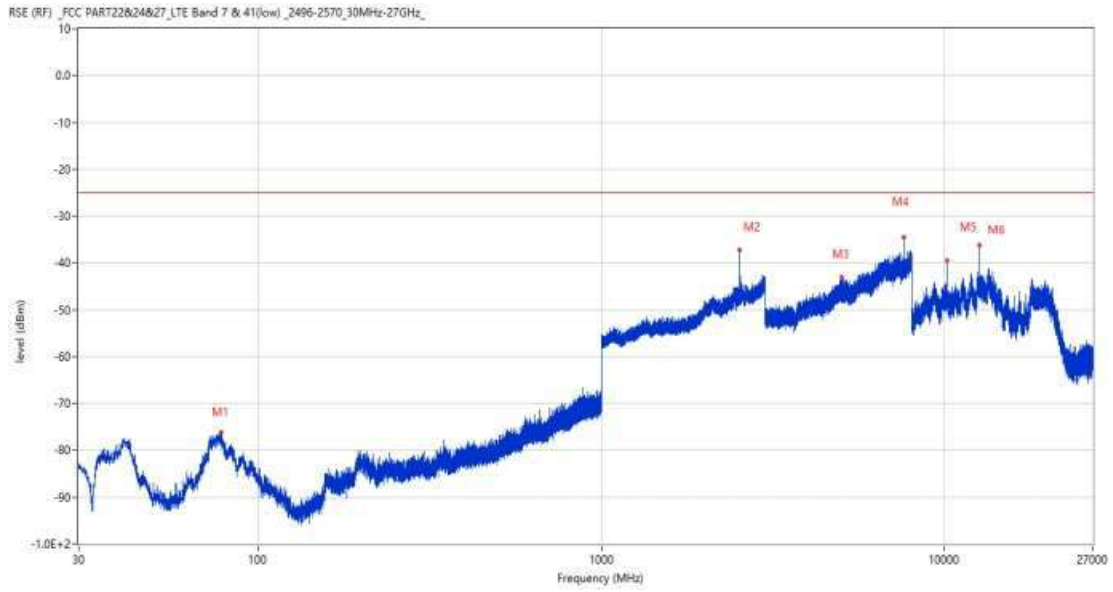
10.2 LTE Band 7 BW10, Middle Channel

RSE-H&V LTE Band 7 BW10 CH21100



Frequency (MHz)	Result (dBm)	Factor (dB)	PK Limit (dBm)	Over Limit (dB)	Table (o)	ANT	EUT	Verdict
221.963	-80.91	-14.58	-25.0	-55.91	92.00	Horizontal	Vertical	Pass
2531.700	-35.97	8.84	-25.0	-10.97	180.00	Horizontal	Vertical	N/A
2659.900	-44.17	8.60	-25.0	-19.17	88.00	Horizontal	Vertical	N/A
7592.250	-36.56	16.68	-25.0	-11.56	259.00	Horizontal	Vertical	Pass
10122.776	-41.71	11.45	-25.0	-16.71	139.00	Horizontal	Vertical	Pass
12653.575	-37.23	14.31	-25.0	-12.23	225.00	Horizontal	Vertical	Pass

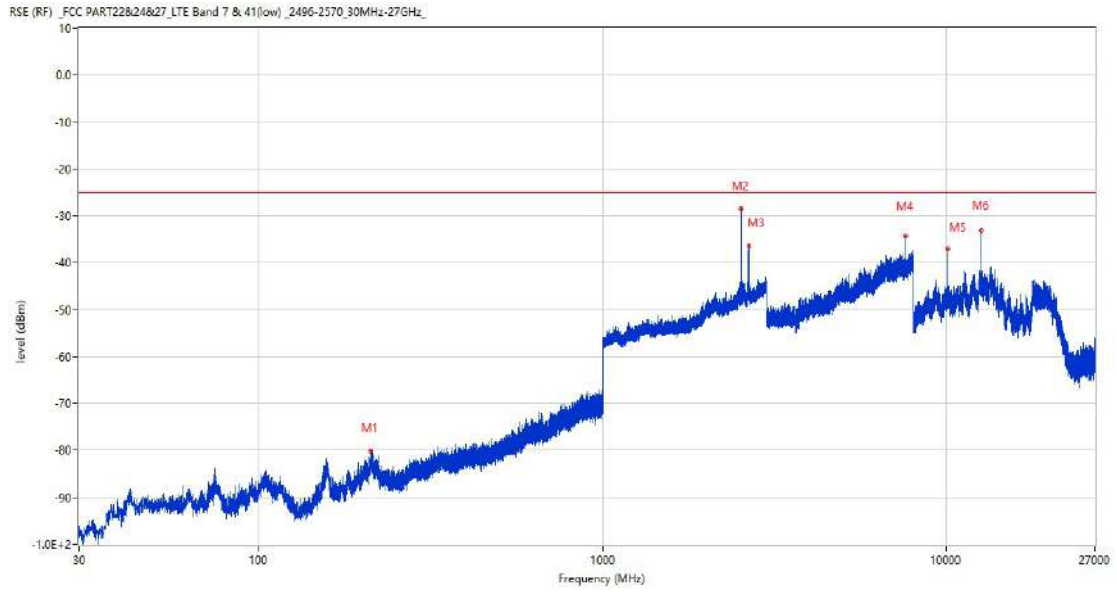
RSE-V&H LTE Band 7 BW10 CH21100



Frequency (MHz)	Result (dBm)	Factor (dB)	PK Limit (dBm)	Over Limit (dB)	Table (o)	ANT	EUT	Verdict
77.869	-76.24	-20.66	-25.0	-51.24	360.00	Vertical	Horizontal	Pass
2531.200	-37.31	8.85	-25.0	-12.31	171.00	Vertical	Horizontal	N/A
5005.000	-43.03	12.61	-25.0	-18.03	229.00	Vertical	Horizontal	Pass
7592.000	-34.52	16.67	-25.0	-9.52	229.00	Vertical	Horizontal	Pass
10123.250	-39.49	11.44	-25.0	-14.49	101.00	Vertical	Horizontal	Pass
12653.575	-36.20	14.31	-25.0	-11.20	80.00	Vertical	Horizontal	Pass

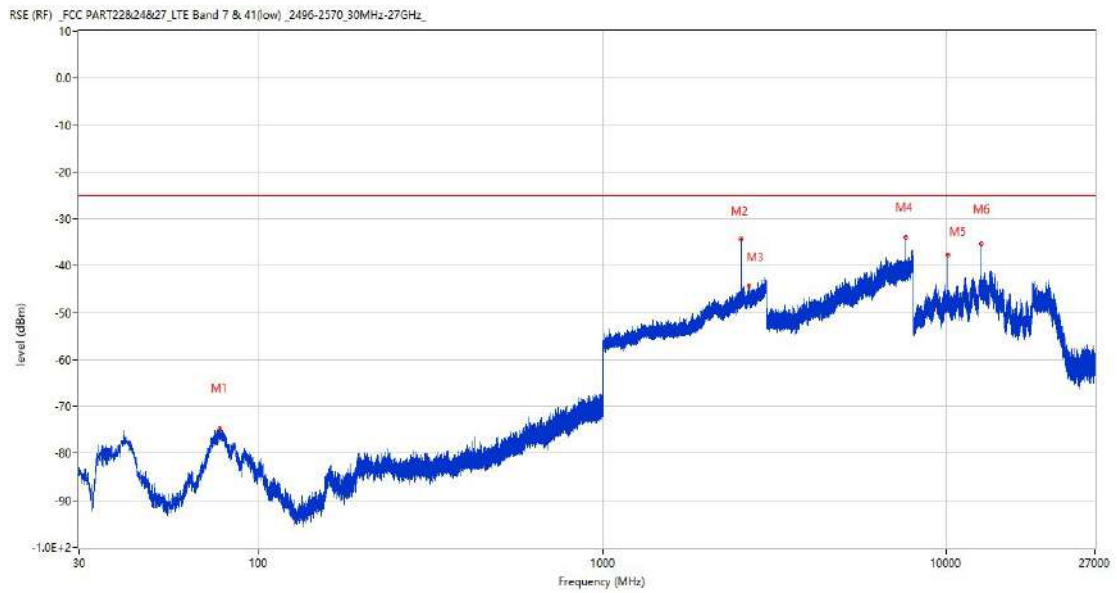
10.3 LTE Band 7 BW15, Middle Channel

RSE-H&V LTE Band 7 BW15 CH21100



Frequency (MHz)	Result (dBm)	Factor (dB)	PK Limit (dBm)	Over Limit (dB)	Table (o)	ANT	EUT	Verdict
210.614	-80.02	-15.28	-25.0	-55.02	264.00	Horizontal	Vertical	Pass
2529.200	-28.55	8.85	-25.0	-3.55	197.00	Horizontal	Vertical	N/A
2657.300	-36.38	8.47	-25.0	-11.38	240.00	Horizontal	Vertical	N/A
7585.250	-34.30	16.72	-25.0	-9.30	218.00	Horizontal	Vertical	Pass
10114.224	-37.12	11.53	-25.0	-12.12	125.00	Horizontal	Vertical	Pass
12642.175	-33.01	14.26	-25.0	-8.01	196.00	Horizontal	Vertical	Pass

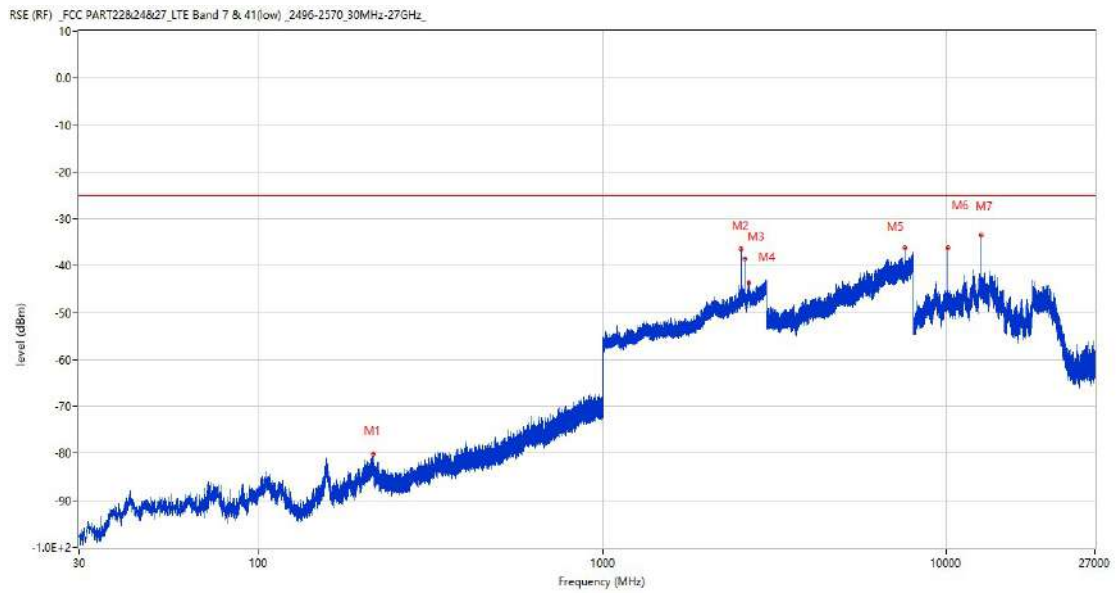
RSE-V&H LTE Band 7 BW15 CH21100



Frequency (MHz)	Result (dBm)	Factor (dB)	PK Limit (dBm)	Over Limit (dB)	Table (o)	ANT	EUT	Verdict
77.239	-74.79	-20.63	-25.0	-49.79	12.00	Vertical	Horizontal	Pass
2529.100	-34.32	8.85	-25.0	-9.32	171.00	Vertical	Horizontal	N/A
2663.300	-44.37	8.92	-25.0	-19.37	33.00	Vertical	Horizontal	N/A
7586.000	-33.91	16.69	-25.0	-8.91	229.00	Vertical	Horizontal	Pass
10113.988	-37.62	11.53	-25.0	-12.62	82.00	Vertical	Horizontal	Pass
12642.413	-35.34	14.26	-25.0	-10.34	67.00	Vertical	Horizontal	Pass

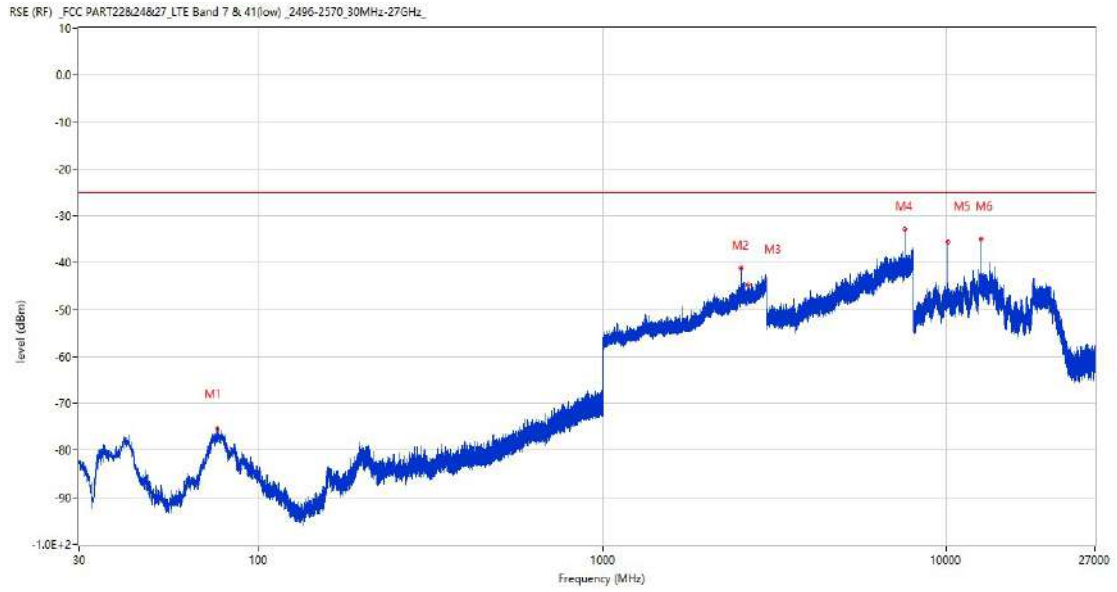
10.4 LTE Band 7 BW20, Middle Channel

RSE-H&V LTE Band 7 BW20 CH21100



Frequency (MHz)	Result (dBm)	Factor (dB)	PK Limit (dBm)	Over Limit (dB)	Table (o)	ANT	EUT	Verdict
214.834	-80.22	-15.36	-25.0	-55.22	243.00	Horizontal	Vertical	Pass
2527.100	-36.45	8.86	-25.0	-11.45	215.00	Horizontal	Vertical	N/A
2578.500	-38.55	8.73	-25.0	-13.55	21.00	Horizontal	Vertical	N/A
2660.700	-43.75	8.61	-25.0	-18.75	245.00	Horizontal	Vertical	N/A
7578.500	-36.21	16.96	-25.0	-11.21	227.00	Horizontal	Vertical	Pass
10105.201	-36.20	11.61	-25.0	-11.20	124.00	Horizontal	Vertical	Pass
12631.250	-33.43	14.24	-25.0	-8.43	253.00	Horizontal	Vertical	Pass

RSE-V&H LTE Band 7 BW20 CH21100

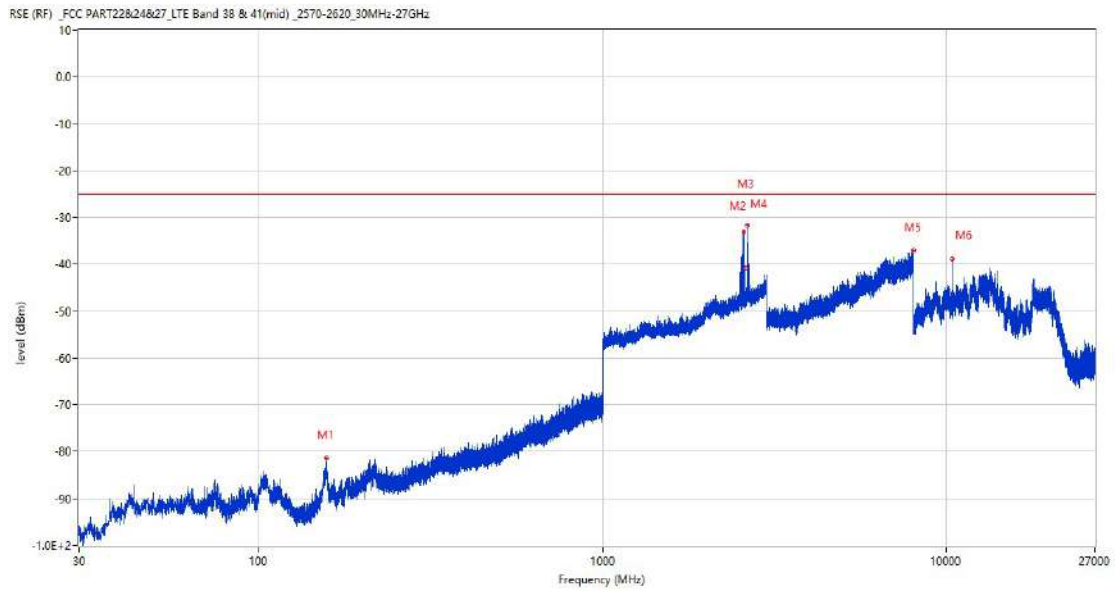


Frequency (MHz)	Result (dBm)	Factor (dB)	PK Limit (dBm)	Over Limit (dB)	Table (o)	ANT	EUT	Verdict
75.541	-75.39	-20.41	-25.0	-50.39	19.00	Vertical	Horizontal	Pass
2527.000	-41.22	8.86	-25.0	-16.22	171.00	Vertical	Horizontal	N/A
2647.600	-44.77	8.67	-25.0	-19.77	244.00	Vertical	Horizontal	N/A
7578.750	-32.85	16.96	-25.0	-7.85	226.00	Vertical	Horizontal	Pass
10104.963	-35.66	11.61	-25.0	-10.66	99.00	Vertical	Horizontal	Pass
12631.012	-34.97	14.24	-25.0	-9.97	184.00	Vertical	Horizontal	Pass

11 LTE Band 38

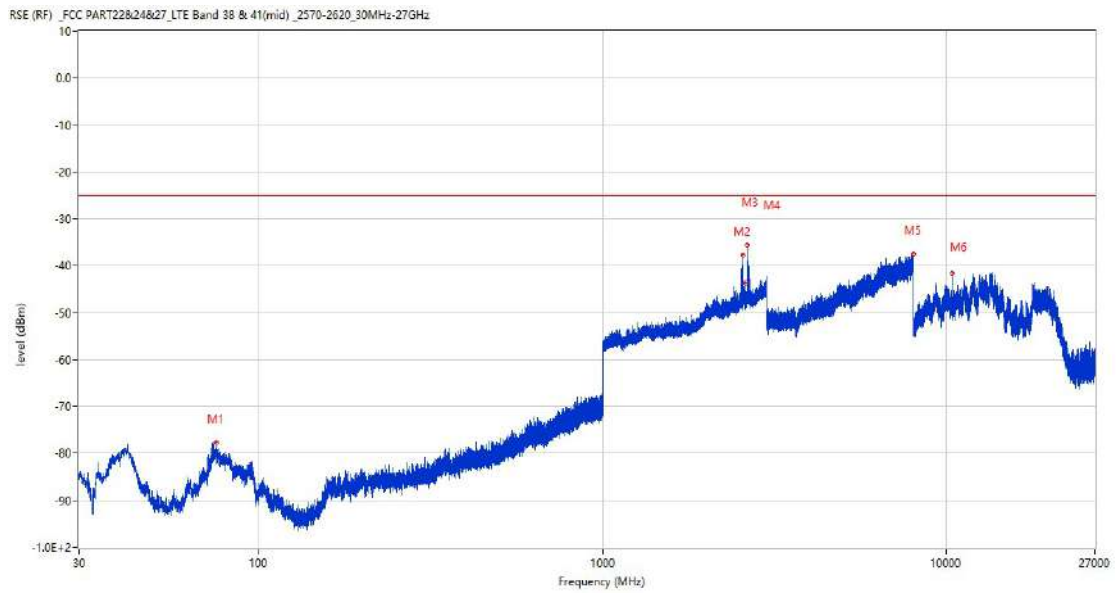
11.1 LTE Band 38 BW5, Middle Channel

RSE-H&V LTE Band 38 BW5 CH38000



Frequency (MHz)	Result (dBm)	Factor (dB)	PK Limit (dBm)	Over Limit (dB)	Table (o)	ANT	EUT	Verdict
156.924	-81.46	-18.80	-25.0	-56.46	194.00	Horizontal	Vertical	Pass
2563.600	-33.18	8.29	-25.0	-8.18	215.00	Horizontal	Vertical	Pass
2593.800	-40.72	8.67	-25.0	-15.72	202.00	Horizontal	Vertical	N/A
2632.700	-31.63	9.00	-25.0	-6.63	196.00	Horizontal	Vertical	Pass
7996.250	-37.02	18.78	-25.0	-12.02	218.00	Horizontal	Vertical	Pass
10372.150	-38.99	9.35	-25.0	-13.99	255.00	Horizontal	Vertical	Pass

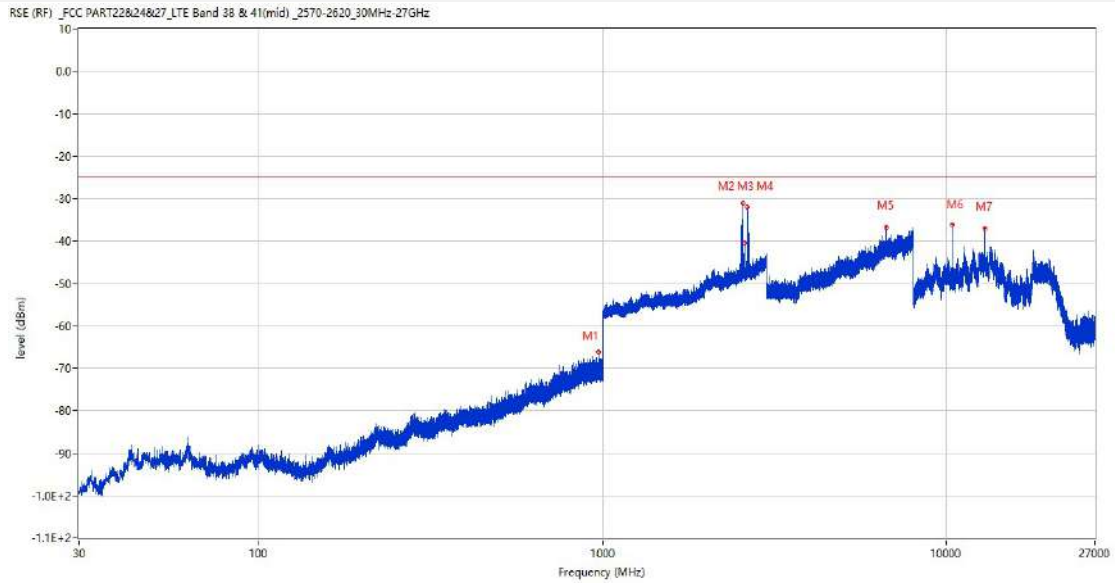
RSE-V&V LTE Band 38 BW5 CH38000



Frequency (MHz)	Result (dBm)	Factor (dB)	PK Limit (dBm)	Over Limit (dB)	Table (o)	ANT	EUT	Verdict
75.057	-77.62	-20.33	-25.0	-52.62	350.00	Vertical	Vertical	Pass
2551.500	-37.60	8.12	-25.0	-12.60	172.00	Vertical	Vertical	Pass
2593.600	-43.63	8.67	-25.0	-18.63	287.00	Vertical	Vertical	N/A
2629.600	-35.63	9.01	-25.0	-10.63	215.00	Vertical	Vertical	Pass
7997.500	-37.40	18.88	-25.0	-12.40	322.00	Vertical	Vertical	Pass
10372.150	-41.66	9.35	-25.0	-16.66	139.00	Vertical	Vertical	Pass

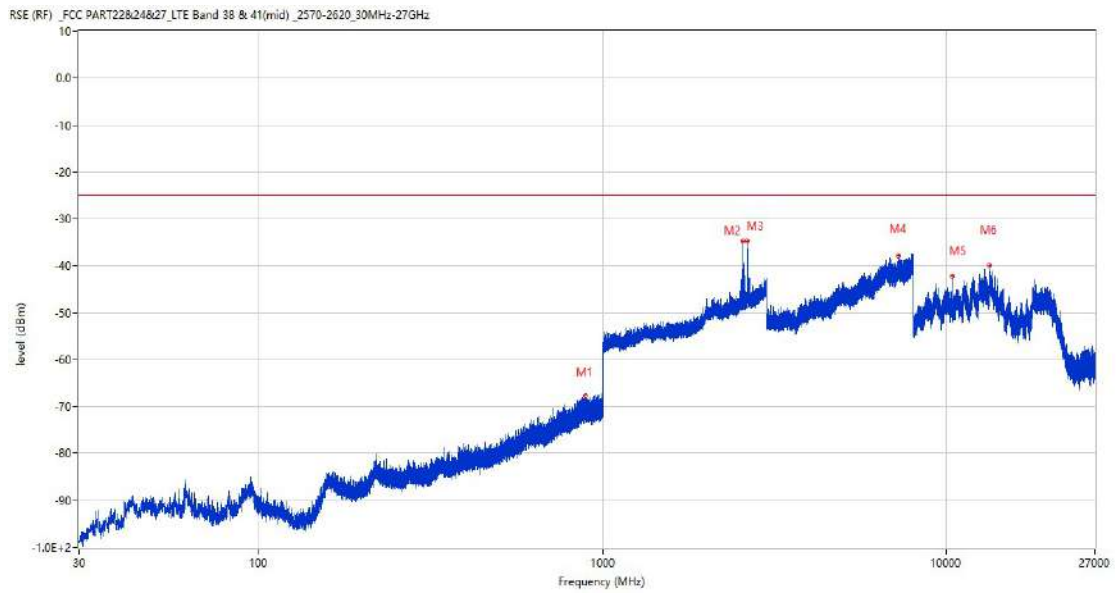
11.2 LTE Band 38 BW10, Middle Channel

RSE-H&V LTE Band 38 BW10 CH38000



Frequency (MHz)	Result (dBm)	Factor (dB)	PK Limit (dBm)	Over Limit (dB)	Table (o)	ANT	EUT	Verdict
974.004	-66.23	3.07	-25.0	-41.23	363.00	Horizontal	Vertical	Pass
2556.500	-31.18	8.20	-25.0	-6.18	221.00	Horizontal	Vertical	Pass
2591.600	-40.41	8.64	-25.0	-15.41	182.00	Horizontal	Vertical	N/A
2637.500	-32.10	9.10	-25.0	-7.10	201.00	Horizontal	Vertical	Pass
6687.000	-36.85	17.07	-25.0	-11.85	314.00	Horizontal	Vertical	Pass
10363.125	-36.20	9.25	-25.0	-11.20	199.00	Horizontal	Vertical	Pass
12953.175	-36.94	14.62	-25.0	-11.94	204.00	Horizontal	Vertical	Pass

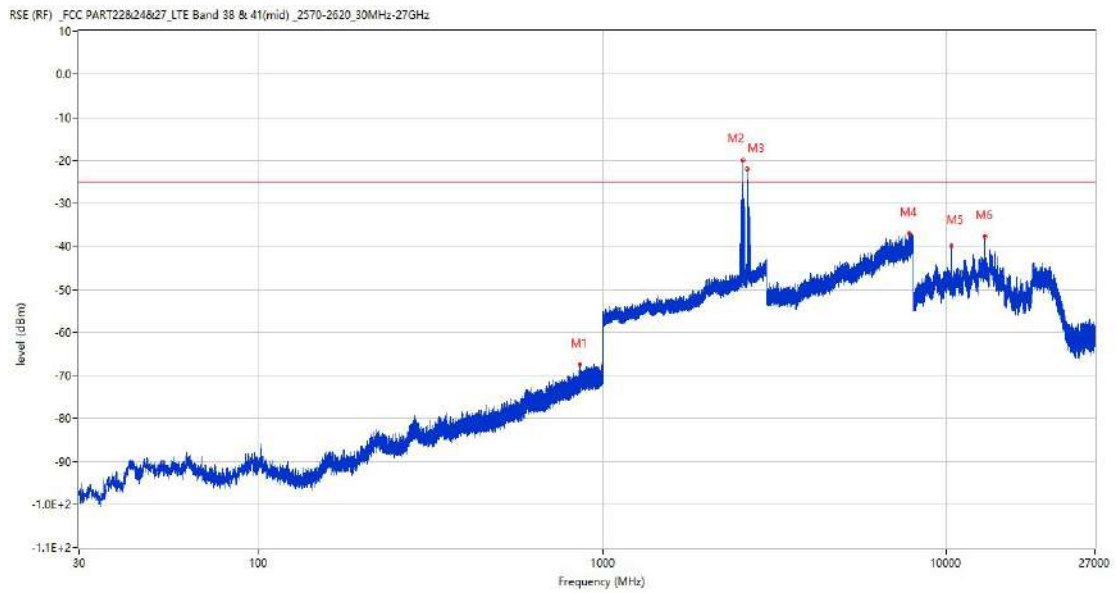
RSE-V&V LTE Band 38 BW10 CH38000



Frequency (MHz)	Result (dBm)	Factor (dB)	PK Limit (dBm)	Over Limit (dB)	Table (o)	ANT	EUT	Verdict
891.214	-67.72	2.04	-25.0	-42.72	360.00	Vertical	Vertical	Pass
2552.800	-34.76	8.33	-25.0	-9.76	175.00	Vertical	Vertical	Pass
2632.900	-34.67	8.97	-25.0	-9.67	136.00	Vertical	Vertical	Pass
7262.500	-37.89	17.57	-25.0	-12.89	220.00	Vertical	Vertical	Pass
10362.651	-42.10	9.25	-25.0	-17.10	135.00	Vertical	Vertical	Pass
13342.725	-39.98	16.25	-25.0	-14.98	38.00	Vertical	Vertical	Pass

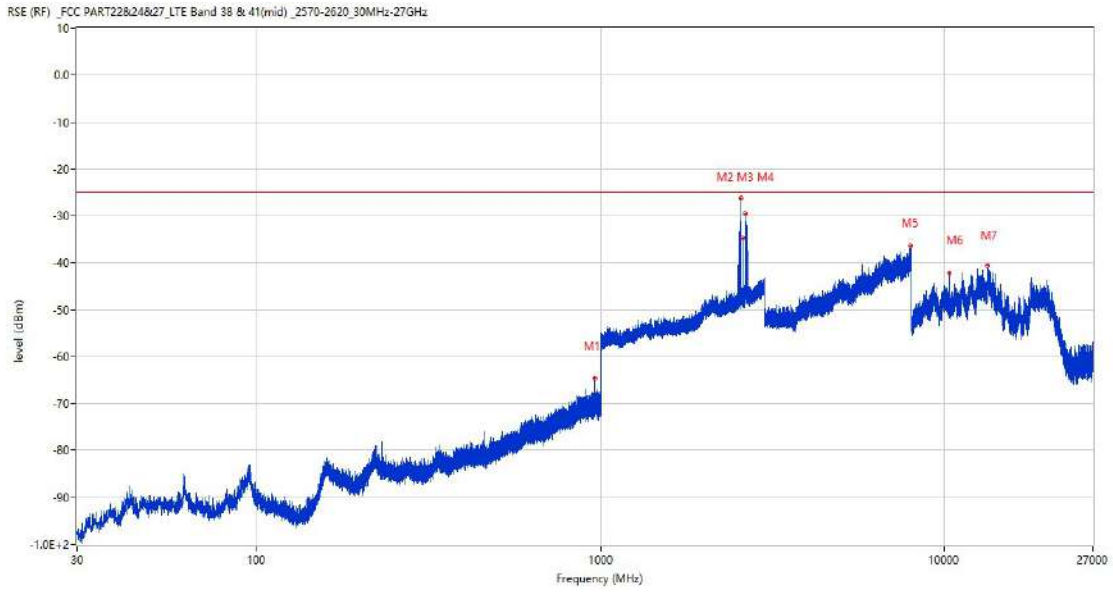
11.3 LTE Band 38 BW15, Middle Channel

RSE-H&V LTE Band 38 BW15 CH38000



Frequency (MHz)	Result (dBm)	Factor (dB)	PK Limit (dBm)	Over Limit (dB)	Table (o)	ANT	EUT	Verdict
859.690	-67.54	1.71	-25.0	-42.54	183.00	Horizontal	Vertical	Pass
2558.400	-20.14	8.23	-25.0	4.86	199.00	Horizontal	Vertical	N/A
2630.100	-22.03	9.01	-25.0	2.97	190.00	Horizontal	Vertical	N/A
7782.000	-36.97	18.20	-25.0	-11.97	245.00	Horizontal	Vertical	Pass
10353.863	-39.89	9.15	-25.0	-14.89	219.00	Horizontal	Vertical	Pass
12942.412	-37.75	14.78	-25.0	-12.75	190.00	Horizontal	Vertical	Pass

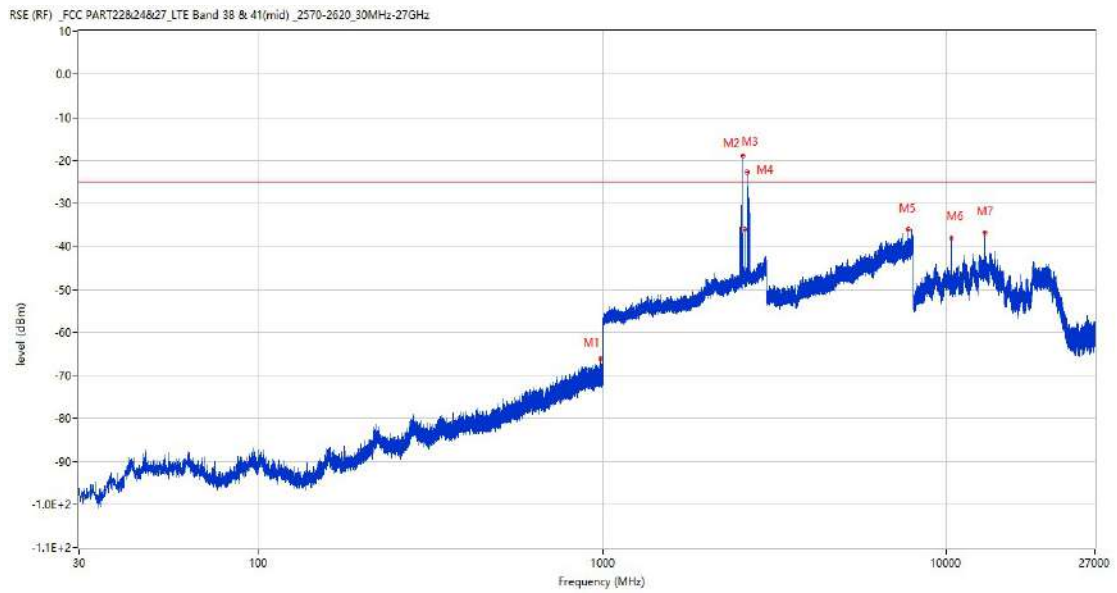
RSE-V&V LTE Band 38 BW15 CH38000



Frequency (MHz)	Result (dBm)	Factor (dB)	PK Limit (dBm)	Over Limit (dB)	Table (o)	ANT	EUT	Verdict
959.308	-64.66	3.01	-25.0	-39.66	56.00	Vertical	Vertical	Pass
2558.600	-26.29	8.23	-25.0	-1.29	183.00	Vertical	Vertical	N/A
2589.400	-34.78	8.61	-25.0	-9.78	193.00	Vertical	Vertical	N/A
2626.000	-29.54	8.98	-25.0	-4.54	220.00	Vertical	Vertical	N/A
7987.250	-36.42	18.31	-25.0	-11.42	298.00	Vertical	Vertical	Pass
10353.863	-42.25	9.15	-25.0	-17.25	137.00	Vertical	Vertical	Pass
13330.125	-40.51	15.76	-25.0	-15.51	360.00	Vertical	Vertical	Pass

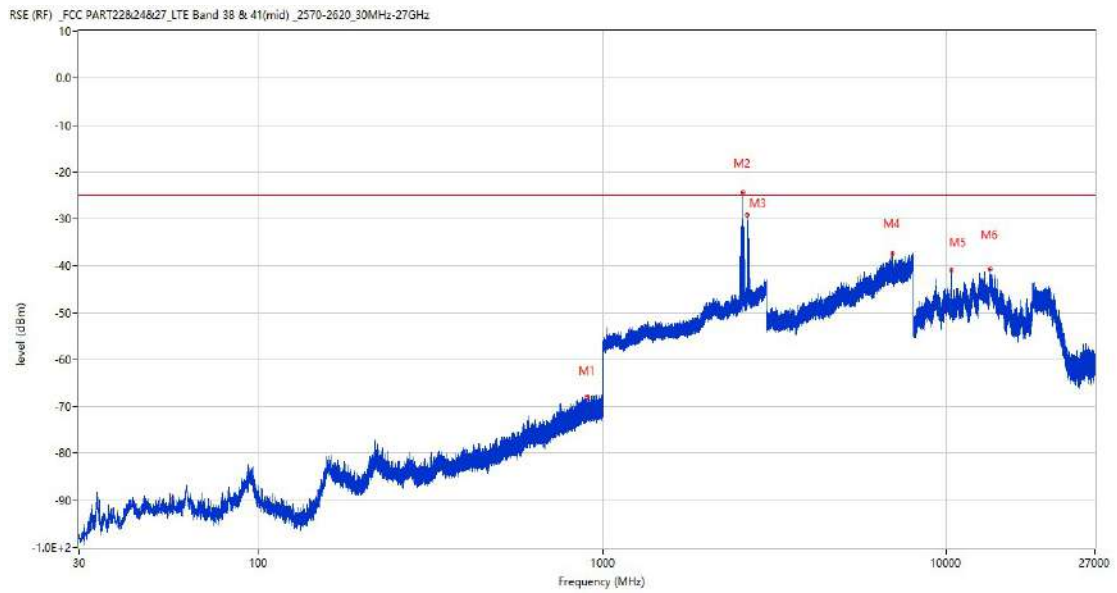
11.4 LTE Band 38 BW20, Middle Channel

RSE-H&V LTE Band 38 BW20 CH38000



Frequency (MHz)	Result (dBm)	Factor (dB)	PK Limit (dBm)	Over Limit (dB)	Table (o)	ANT	EUT	Verdict
982.443	-66.19	3.08	-25.0	-41.19	206.00	Horizontal	Vertical	Pass
2560.300	-18.88	8.25	-25.0	6.12	166.00	Horizontal	Vertical	N/A
2587.000	-36.14	8.58	-25.0	-11.14	184.00	Horizontal	Vertical	N/A
2636.900	-22.88	9.11	-25.0	2.12	184.00	Horizontal	Vertical	N/A
7758.750	-36.17	17.35	-25.0	-11.17	233.00	Horizontal	Vertical	Pass
10345.075	-38.16	9.30	-25.0	-13.16	193.00	Horizontal	Vertical	Pass
12930.862	-36.81	14.97	-25.0	-11.81	236.00	Horizontal	Vertical	Pass

RSE-V&V LTE Band 38 BW20 CH38000

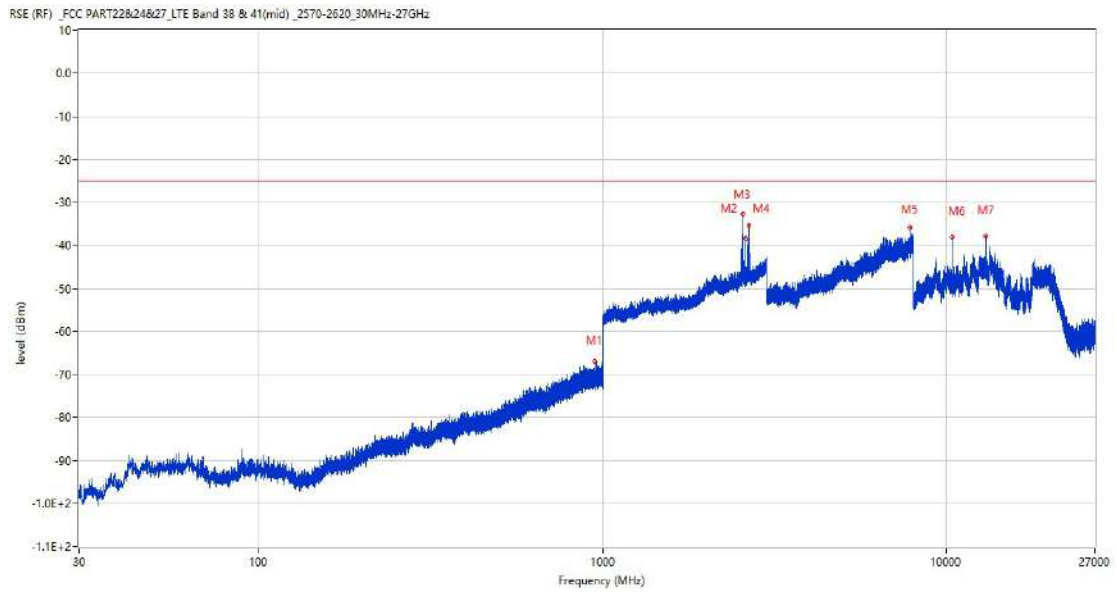


Frequency (MHz)	Result (dBm)	Factor (dB)	PK Limit (dBm)	Over Limit (dB)	Table (o)	ANT	EUT	Verdict
897.859	-67.86	2.13	-25.0	-42.86	192.00	Vertical	Vertical	Pass
2556.900	-24.35	8.21	-25.0	0.65	243.00	Vertical	Vertical	N/A
2631.300	-29.14	9.02	-25.0	-4.14	243.00	Vertical	Vertical	N/A
6953.000	-37.41	16.00	-25.0	-12.41	140.00	Vertical	Vertical	Pass
10345.075	-40.97	9.30	-25.0	-15.97	121.00	Vertical	Vertical	Pass
13353.750	-40.68	16.58	-25.0	-15.68	0.00	Vertical	Vertical	Pass

12 LTE Band 41

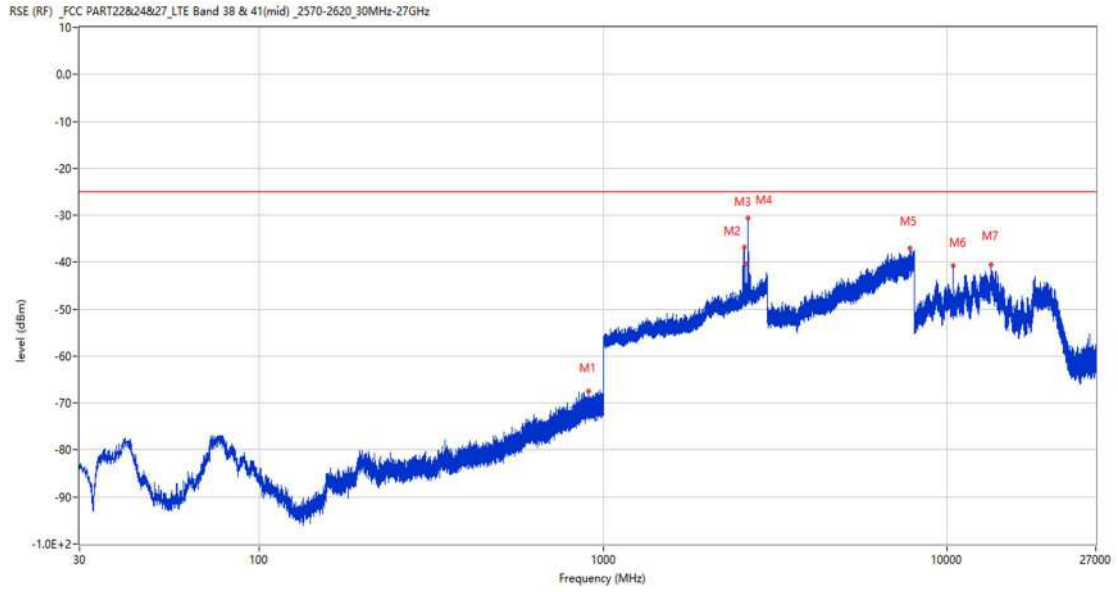
12.1 LTE Band 41 BW5, Middle Channel

RSE-H&V LTE Band 41 BW5 CH40740



Frequency (MHz)	Result (dBm)	Factor (dB)	PK Limit (dBm)	Over Limit (dB)	Table (o)	ANT	EUT	Verdict
947.959	-67.16	2.69	-25.0	-42.16	360.00	Horizontal	Vertical	Pass
2557.400	-32.73	8.22	-25.0	-7.73	202.00	Horizontal	Vertical	Pass
2603.700	-38.36	8.78	-25.0	-13.36	202.00	Horizontal	Vertical	N/A
2656.400	-35.49	8.88	-25.0	-10.49	202.00	Horizontal	Vertical	Pass
7808.750	-35.97	17.95	-25.0	-10.97	217.00	Horizontal	Vertical	Pass
10411.813	-38.04	9.70	-25.0	-13.04	193.00	Horizontal	Vertical	Pass
13014.075	-37.97	13.96	-25.0	-12.97	188.00	Horizontal	Vertical	Pass

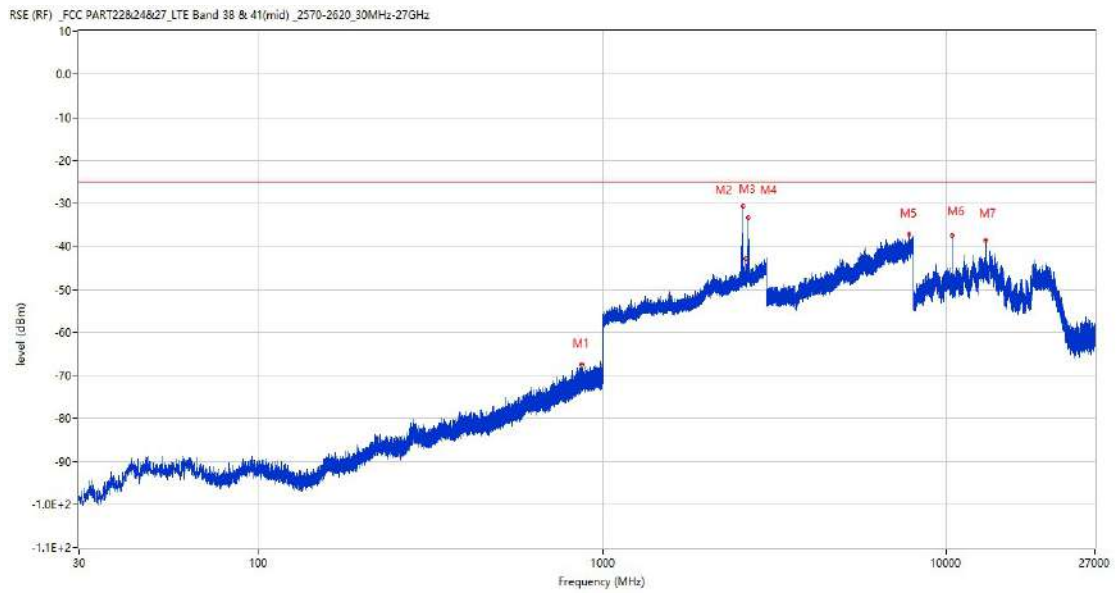
RSE-V&V LTE Band 41 BW5 CH40740



Frequency (MHz)	Result (dBm)	Factor (dB)	PK Limit (dBm)	Over Limit (dB)	Table (o)	ANT	EUT	Verdict
902.951	-67.54	2.21	-25.0	-42.54	232.00	Vertical	Vertical	Pass
2562.800	-36.87	8.28	-25.0	-11.87	170.00	Vertical	Vertical	Pass
2603.600	-40.30	8.78	-25.0	-15.30	187.00	Vertical	Vertical	N/A
2633.300	-30.62	8.90	-25.0	-5.62	170.00	Vertical	Vertical	Pass
7780.500	-36.99	18.21	-25.0	-11.99	290.00	Vertical	Vertical	Pass
10411.813	-40.82	9.70	-25.0	-15.82	125.00	Vertical	Vertical	Pass
13366.875	-40.64	16.70	-25.0	-15.64	339.00	Vertical	Vertical	Pass

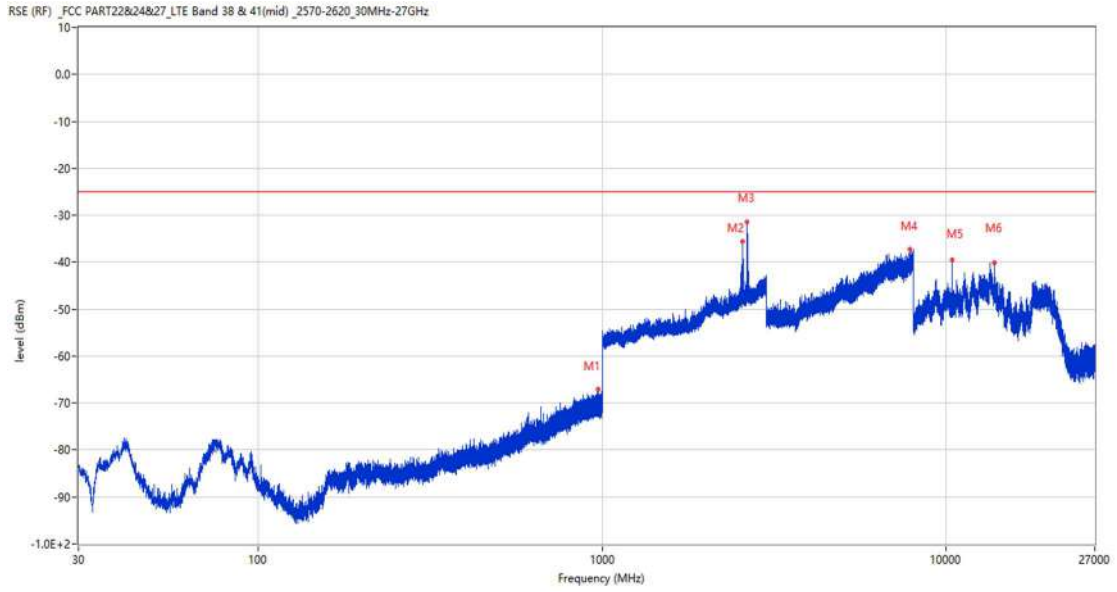
12.2 LTE Band 41 BW10, Middle Channel

RSE-H&V LTE Band 41 BW10 CH40740



Frequency (MHz)	Result (dBm)	Factor (dB)	PK Limit (dBm)	Over Limit (dB)	Table (o)	ANT	EUT	Verdict
868.904	-67.57	2.02	-25.0	-42.57	217.00	Horizontal	Vertical	Pass
2560.300	-30.77	8.25	-25.0	-5.77	180.00	Horizontal	Vertical	Pass
2601.200	-42.90	8.76	-25.0	-17.90	199.00	Horizontal	Vertical	N/A
2648.100	-33.42	9.18	-25.0	-8.42	180.00	Horizontal	Vertical	Pass
7802.250	-37.34	18.12	-25.0	-12.34	237.00	Horizontal	Vertical	Pass
10403.025	-37.56	9.66	-25.0	-12.56	181.00	Horizontal	Vertical	Pass
13003.575	-38.51	14.06	-25.0	-13.51	204.00	Horizontal	Vertical	Pass

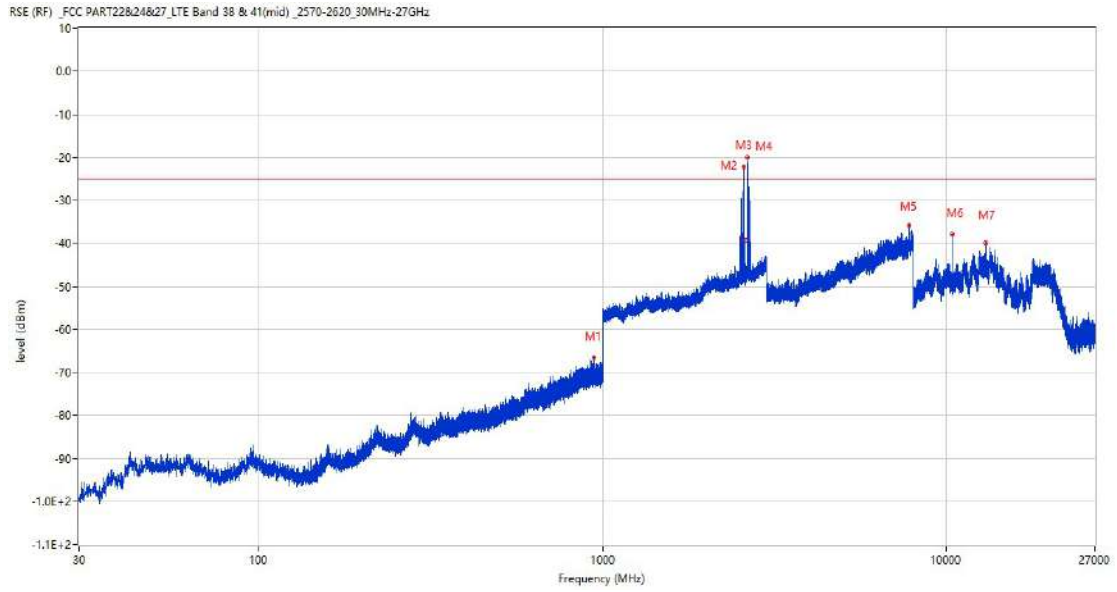
RSE-V&V LTE Band 41 BW10 CH40740



Frequency (MHz)	Result (dBm)	Factor (dB)	PK Limit (dBm)	Over Limit (dB)	Table (o)	ANT	EUT	Verdict
971.337	-67.09	2.95	-25.0	-42.09	118.00	Vertical	Vertical	Pass
2558.000	-35.48	8.22	-25.0	-10.48	238.00	Vertical	Vertical	Pass
2634.100	-31.34	8.84	-25.0	-6.34	182.00	Vertical	Vertical	Pass
7852.000	-37.21	17.92	-25.0	-12.21	358.00	Vertical	Vertical	Pass
10403.262	-39.55	9.66	-25.0	-14.55	137.00	Vertical	Vertical	Pass
13800.787	-40.10	16.99	-25.0	-15.10	70.00	Vertical	Vertical	Pass

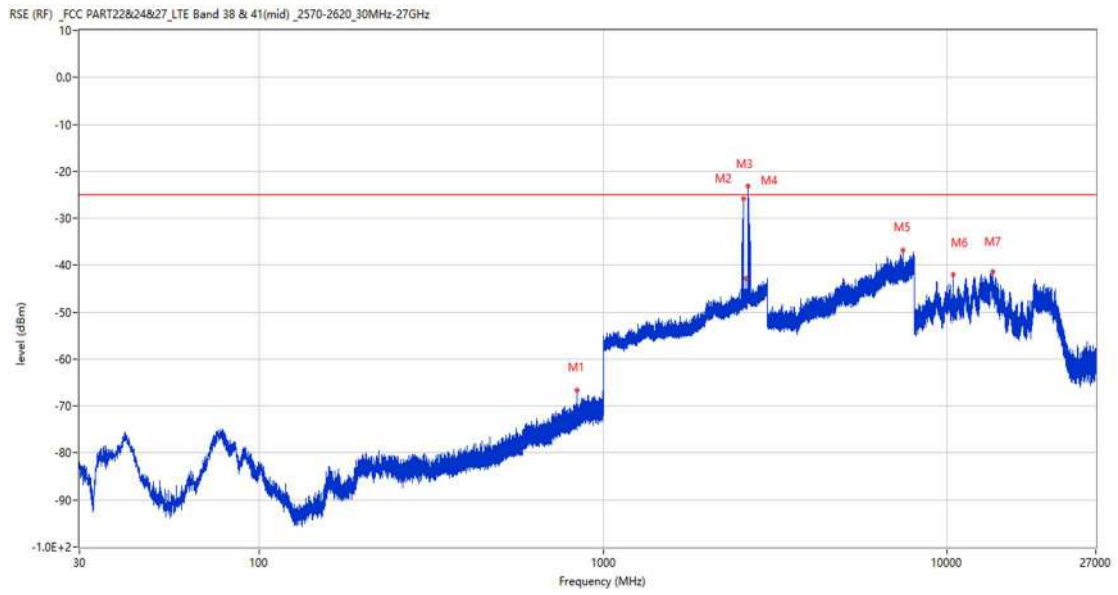
12.3 LTE Band 41 BW15, Middle Channel

RSE-H&V LTE Band 41 BW15 CH40740



Frequency (MHz)	Result (dBm)	Factor (dB)	PK Limit (dBm)	Over Limit (dB)	Table (o)	ANT	EUT	Verdict
941.849	-66.61	2.55	-25.0	-41.61	332.00	Horizontal	Vertical	Pass
2567.600	-22.39	8.34	-25.0	2.61	191.00	Horizontal	Vertical	N/A
2599.200	-39.16	8.74	-25.0	-14.16	191.00	Horizontal	Vertical	N/A
2633.800	-19.99	8.86	-25.0	5.01	210.00	Horizontal	Vertical	N/A
7795.750	-35.98	18.15	-25.0	-10.98	227.00	Horizontal	Vertical	Pass
10394.000	-37.89	9.59	-25.0	-12.89	198.00	Horizontal	Vertical	Pass
12992.026	-40.04	14.18	-25.0	-15.04	197.00	Horizontal	Vertical	Pass

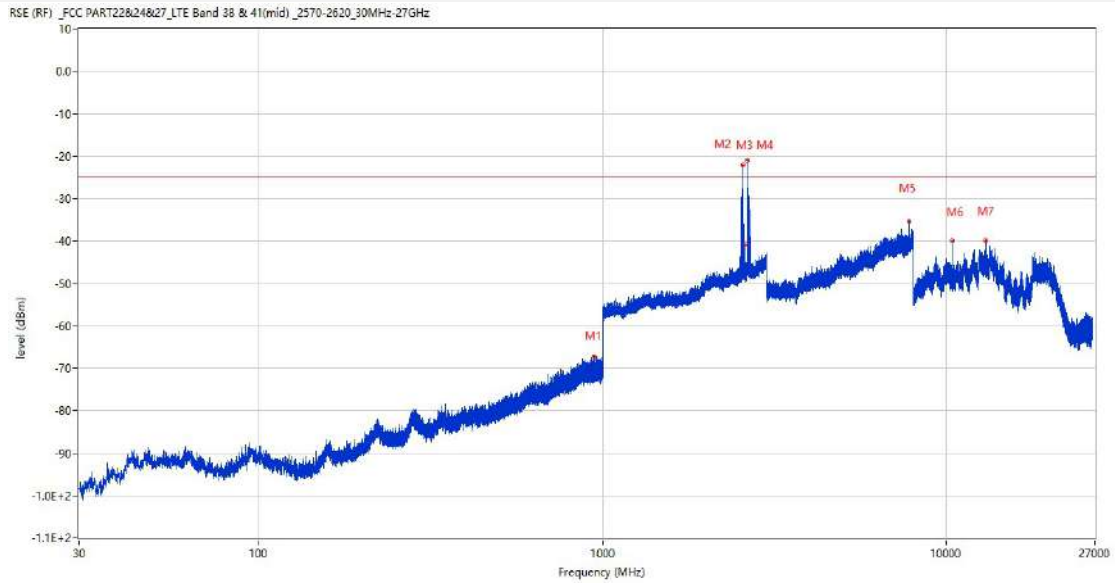
RSE-V&V LTE Band 41 BW15 CH40740



Frequency (MHz)	Result (dBm)	Factor (dB)	PK Limit (dBm)	Over Limit (dB)	Table (o)	ANT	EUT	Verdict
836.894	-66.62	0.98	-25.0	-41.62	247.00	Vertical	Vertical	Pass
2568.900	-25.82	8.36	-25.0	-0.82	170.00	Vertical	Vertical	N/A
2599.000	-42.72	8.73	-25.0	-17.72	201.00	Vertical	Vertical	N/A
2628.700	-23.11	9.00	-25.0	1.89	160.00	Vertical	Vertical	N/A
7409.250	-36.81	18.01	-25.0	-11.81	313.00	Vertical	Vertical	Pass
10393.525	-41.95	9.58	-25.0	-16.95	131.00	Vertical	Vertical	Pass
13518.338	-41.40	15.54	-25.0	-16.40	277.00	Vertical	Vertical	Pass

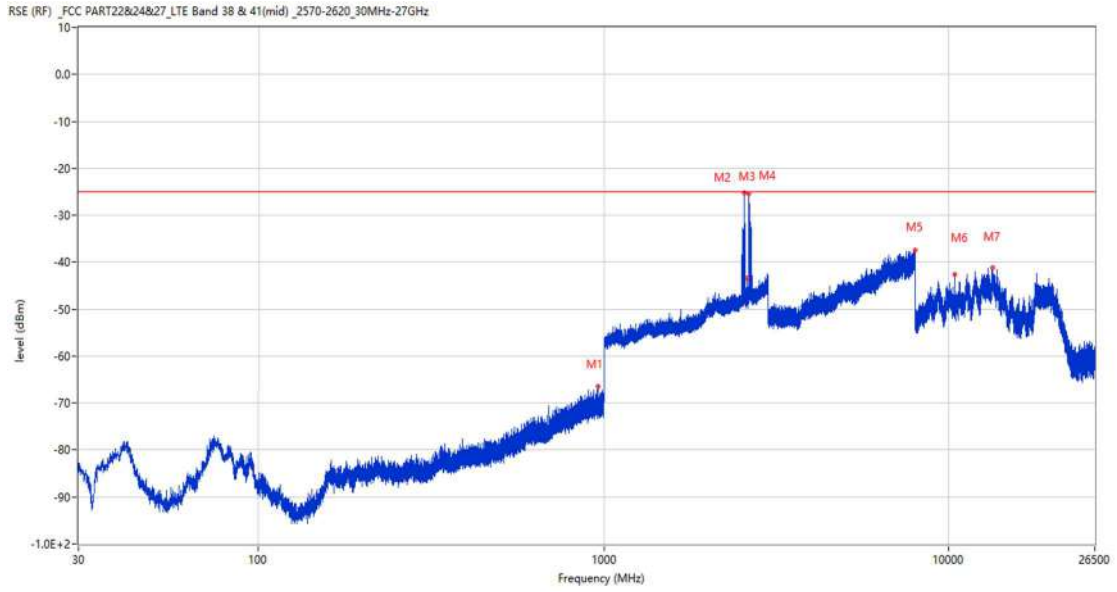
12.4 LTE Band 41 BW20, Middle Channel

RSE-H&V LTE Band 41 BW20 CH40740



Frequency (MHz)	Result (dBm)	Factor (dB)	PK Limit (dBm)	Over Limit (dB)	Table (o)	ANT	EUT	Verdict
940.927	-67.26	2.46	-25.0	-42.26	66.00	Horizontal	Vertical	Pass
2557.200	-22.10	8.21	-25.0	2.90	176.00	Horizontal	Vertical	N/A
2597.100	-40.96	8.71	-25.0	-15.96	176.00	Horizontal	Vertical	N/A
2629.000	-20.95	9.00	-25.0	4.05	203.00	Horizontal	Vertical	N/A
7788.750	-35.46	18.27	-25.0	-10.46	236.00	Horizontal	Vertical	Pass
10385.212	-39.94	9.49	-25.0	-14.94	197.00	Horizontal	Vertical	Pass
12981.000	-39.93	14.31	-25.0	-14.93	198.00	Horizontal	Vertical	Pass

RSE-V&V LTE Band 41 BW20 CH40740



Frequency (MHz)	Result (dBm)	Factor (dB)	PK Limit (dBm)	Over Limit (dB)	Table (o)	ANT	EUT	Verdict
960.472	-66.54	2.98	-25.0	-41.54	294.00	Vertical	Vertical	Pass
2558.000	-25.21	8.22	-25.0	-0.21	159.00	Vertical	Vertical	N/A
2597.000	-43.46	8.71	-25.0	-18.46	140.00	Vertical	Vertical	N/A
2631.600	-25.40	9.03	-25.0	-0.40	226.00	Vertical	Vertical	N/A
7997.750	-37.42	18.89	-25.0	-12.42	30.00	Vertical	Vertical	Pass
10385.212	-42.70	9.49	-25.0	-17.70	146.00	Vertical	Vertical	Pass
12980.737	-41.28	14.31	-25.0	-16.28	197.00	Vertical	Vertical	Pass