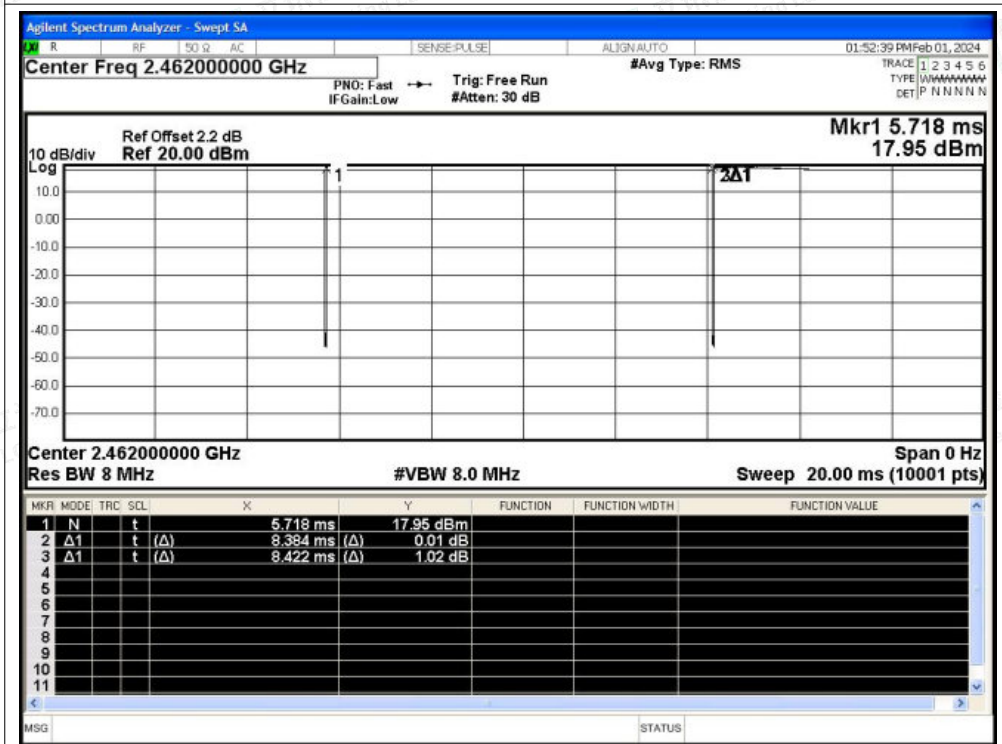
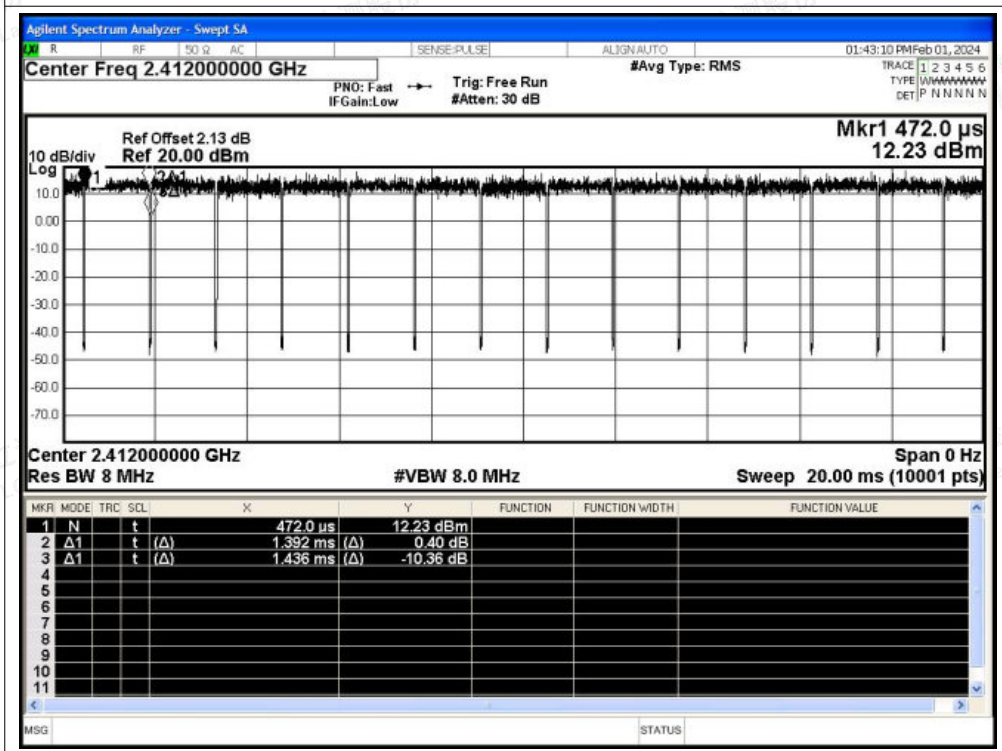




Duty Cycle NVNT b 2462MHz Ant1

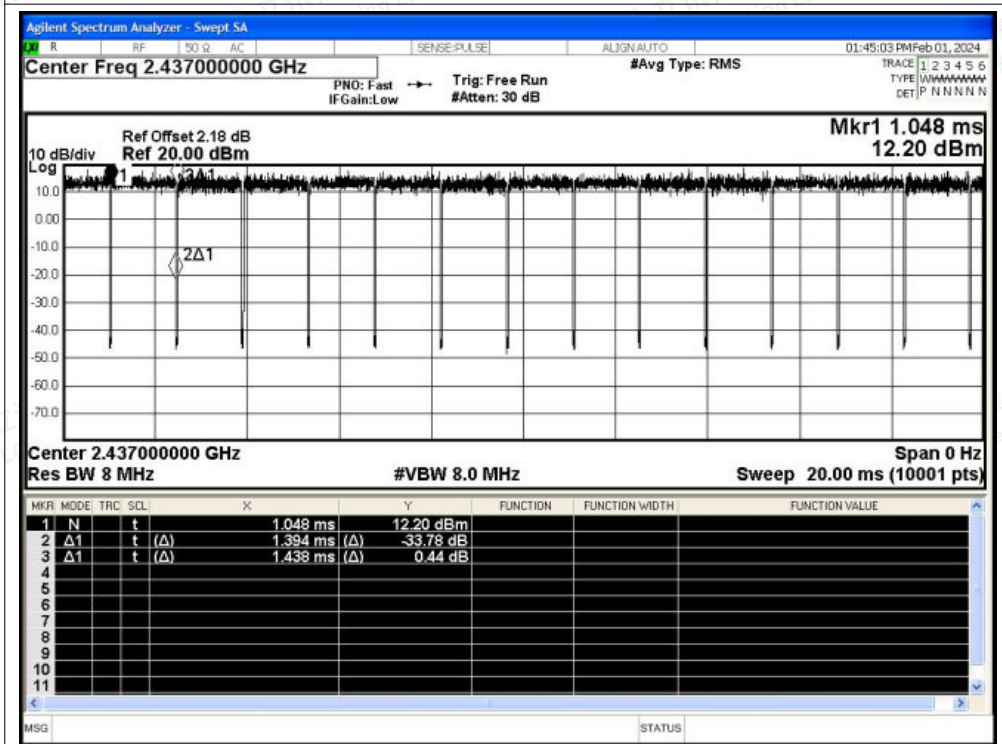


Duty Cycle NVNT g 2412MHz Ant1

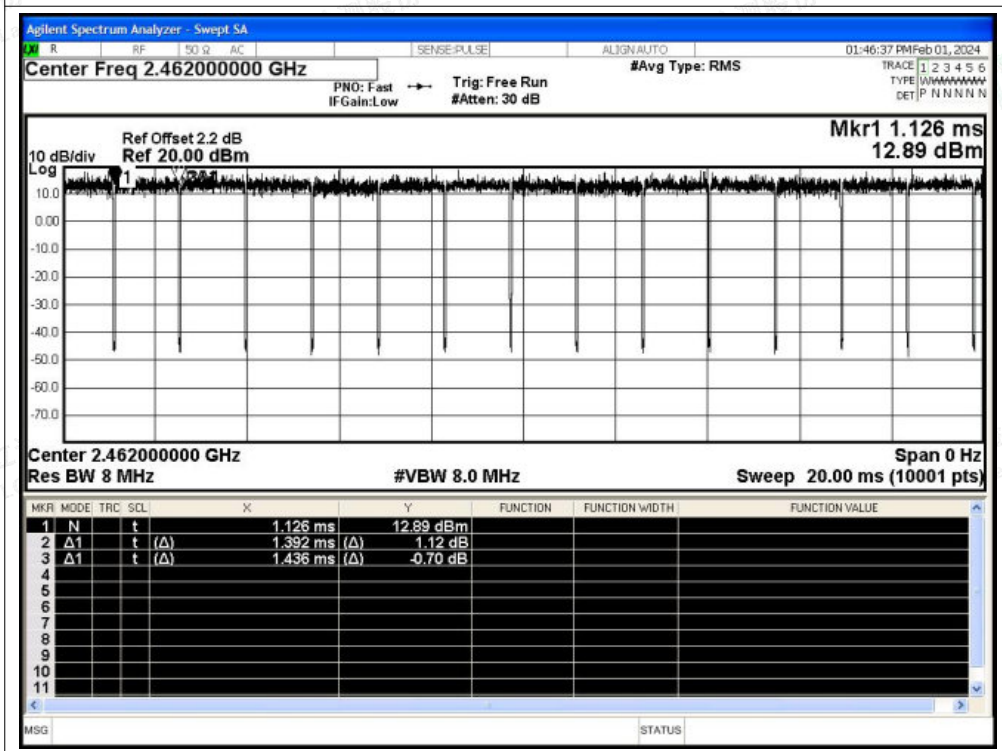




Duty Cycle NVNT g 2437MHz Ant1

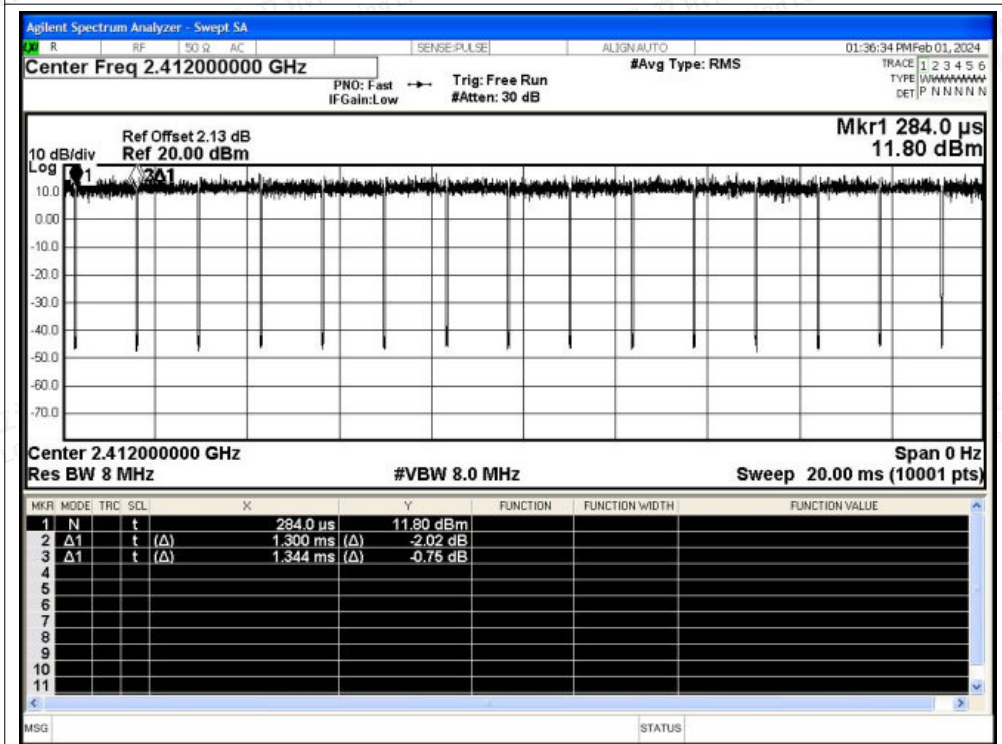


Duty Cycle NVNT g 2462MHz Ant1

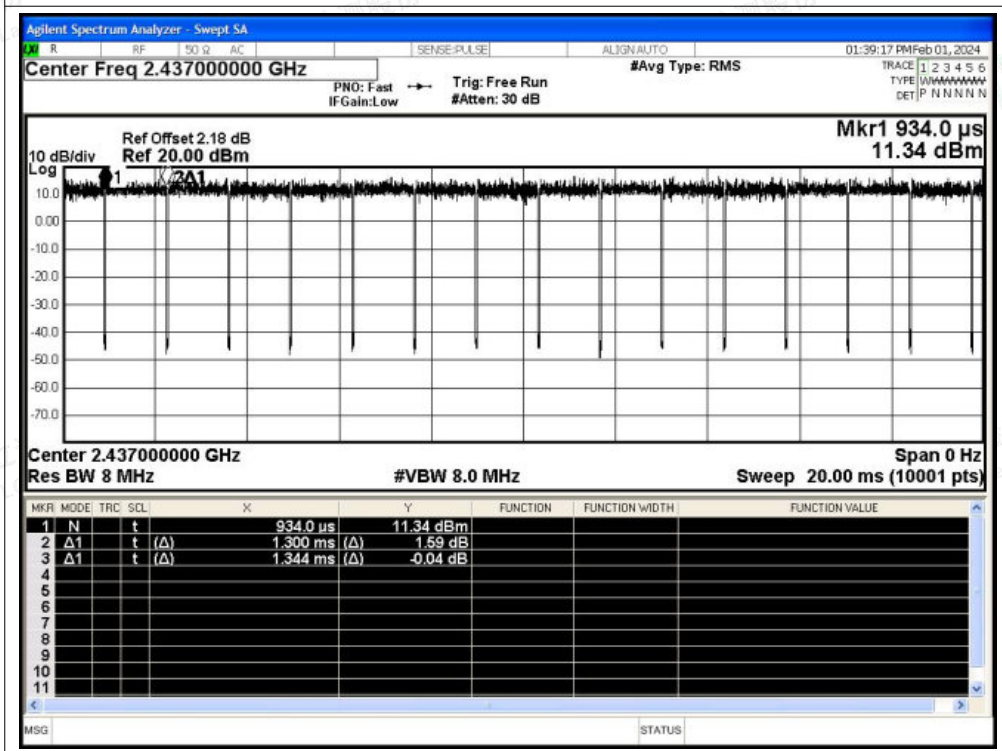




Duty Cycle NVNT n20 2412MHz Ant1

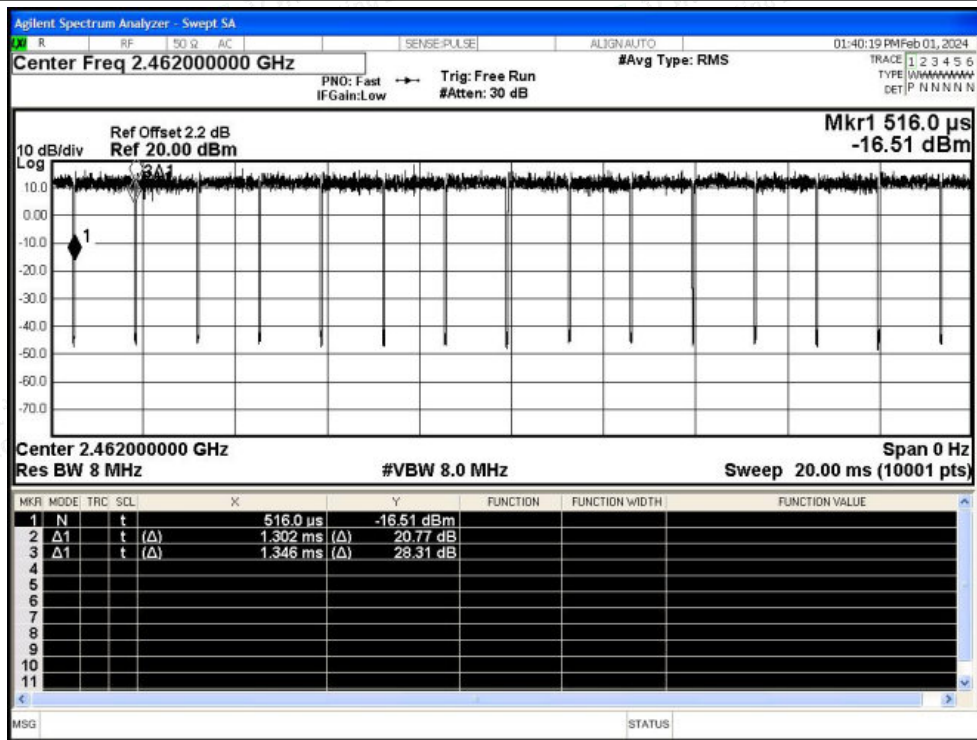


Duty Cycle NVNT n20 2437MHz Ant1

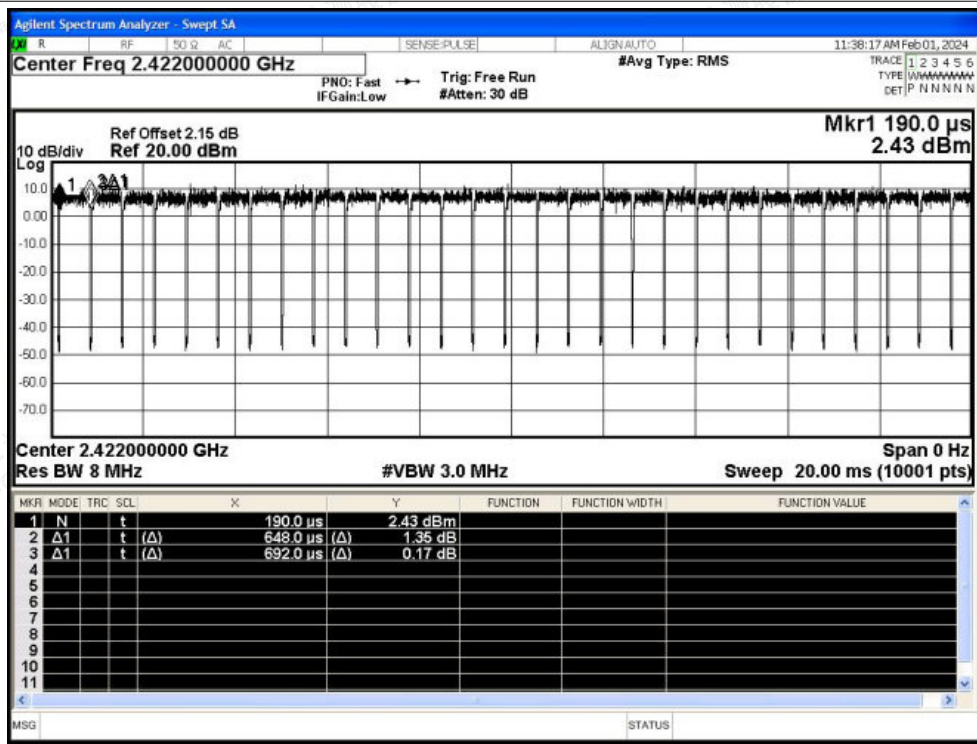




Duty Cycle NVNT n20 2462MHz Ant1

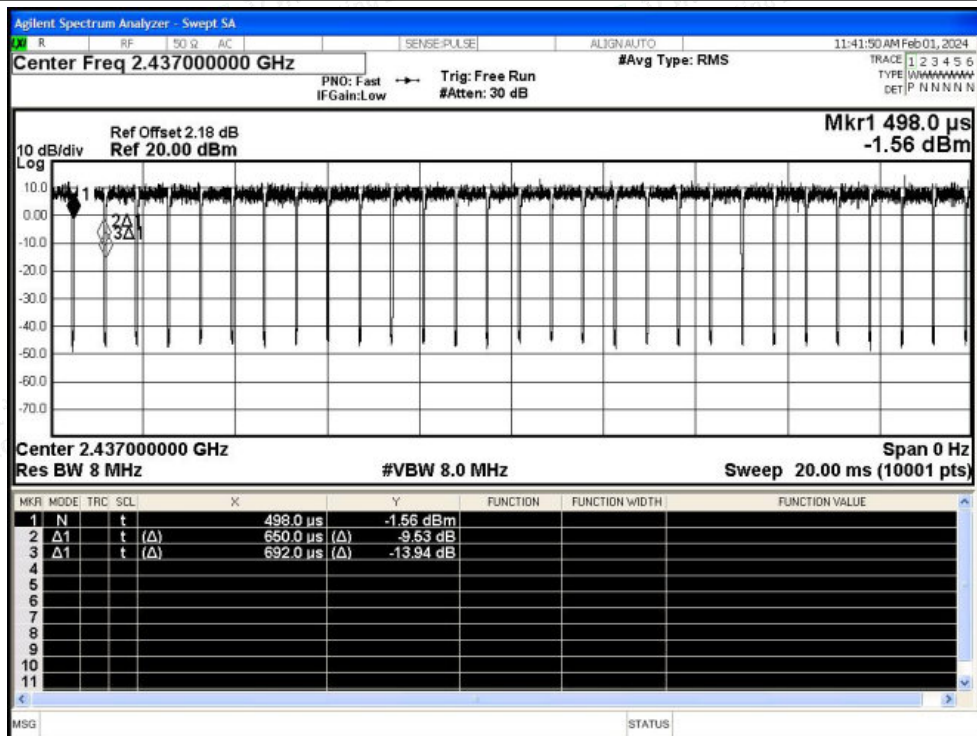


Duty Cycle NVNT n40 2422MHz Ant1

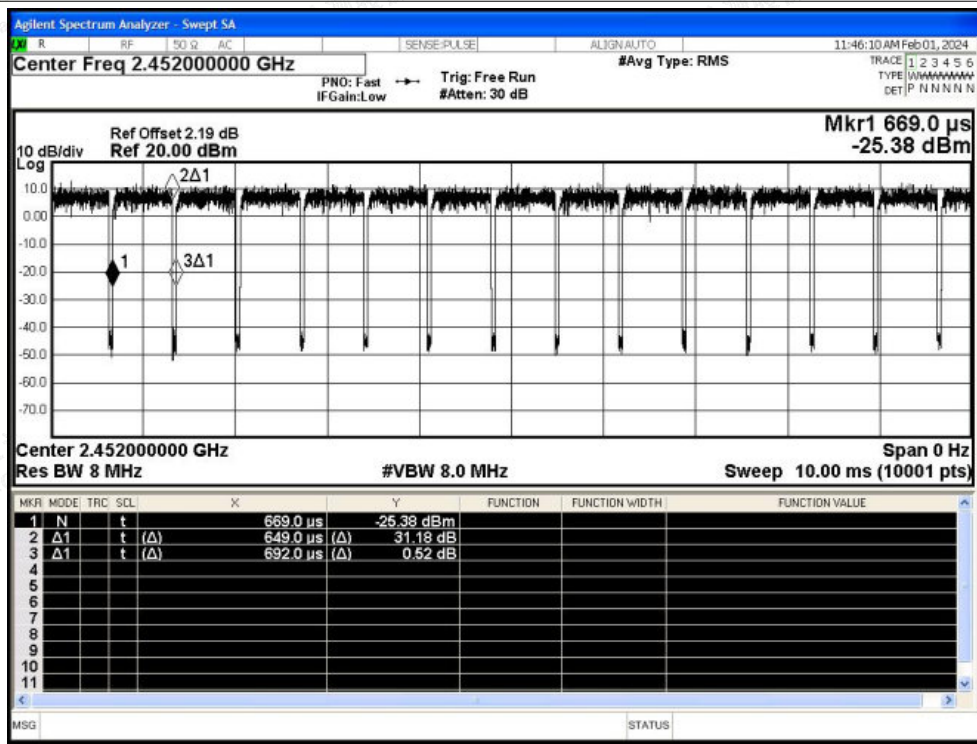




Duty Cycle NVNT n40 2437MHz Ant1



Duty Cycle NVNT n40 2452MHz Ant1





Condition	Mode	Frequency (MHz)	Antenna	Duty Cycle (%)	Correction Factor (dB)	1/T (kHz)
NVNT	b	2412	Ant2	99.57	0	0.12
NVNT	b	2437	Ant2	99.57	0	0.12
NVNT	b	2462	Ant2	99.57	0	0.12
NVNT	g	2412	Ant2	96.94	0.13	0.72
NVNT	g	2437	Ant2	96.94	0.13	0.72
NVNT	g	2462	Ant2	96.94	0.13	0.72
NVNT	n20	2412	Ant2	96.73	0.14	0.77
NVNT	n20	2437	Ant2	96.73	0.14	0.77
NVNT	n20	2462	Ant2	96.88	0.14	0.77
NVNT	n40	2422	Ant2	93.66	0.28	1.54
NVNT	n40	2437	Ant2	93.64	0.29	1.54
NVNT	n40	2452	Ant2	93.93	0.27	1.54

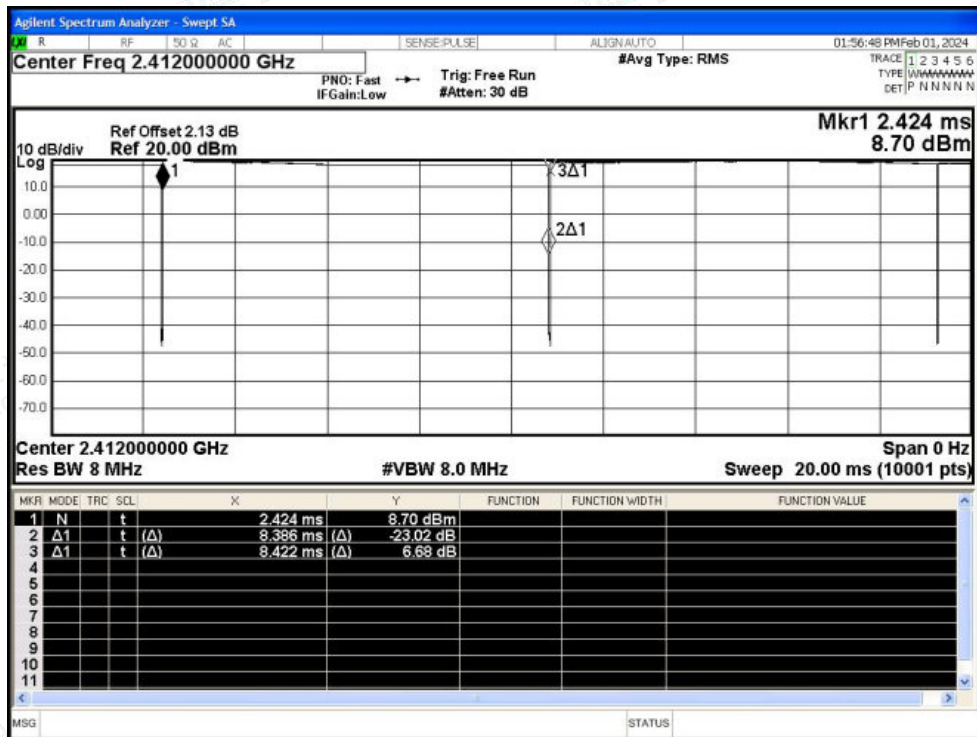


Shenzhen LCS Compliance Testing Laboratory Ltd.
Add: 101, 201 Bldg A & 301 Bldg C, Juji Industrial Park Yabianxueziwei, Shajing Street, Baoan District, Shenzhen, 518000, China
Tel: +(86) 0755-82591330 | E-mail: webmaster@lcs-cert.com | Web: www.lcs-cert.com
Scan code to check authenticity

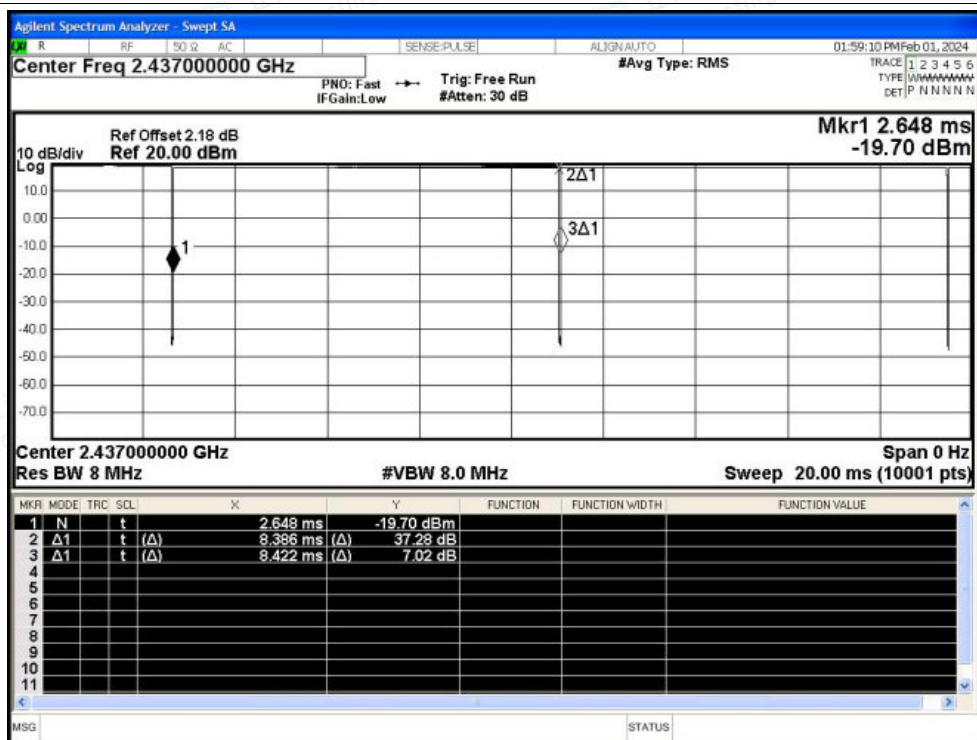


Test Graphs

Duty Cycle NVNT b 2412MHz Ant2

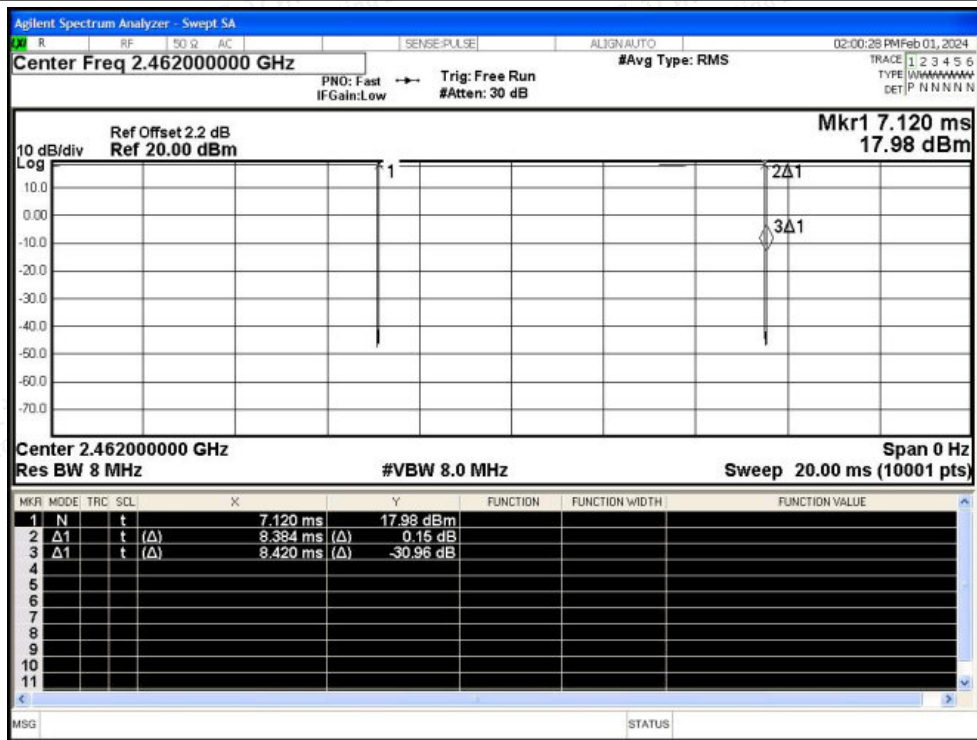


Duty Cycle NVNT b 2437MHz Ant2

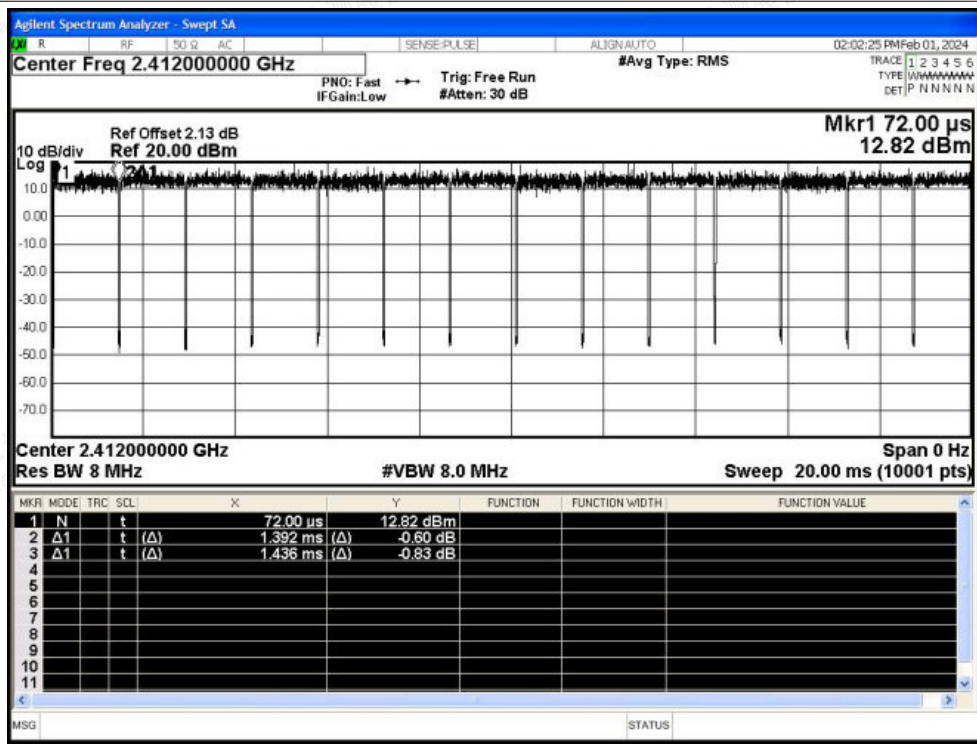




Duty Cycle NVNT b 2462MHz Ant2

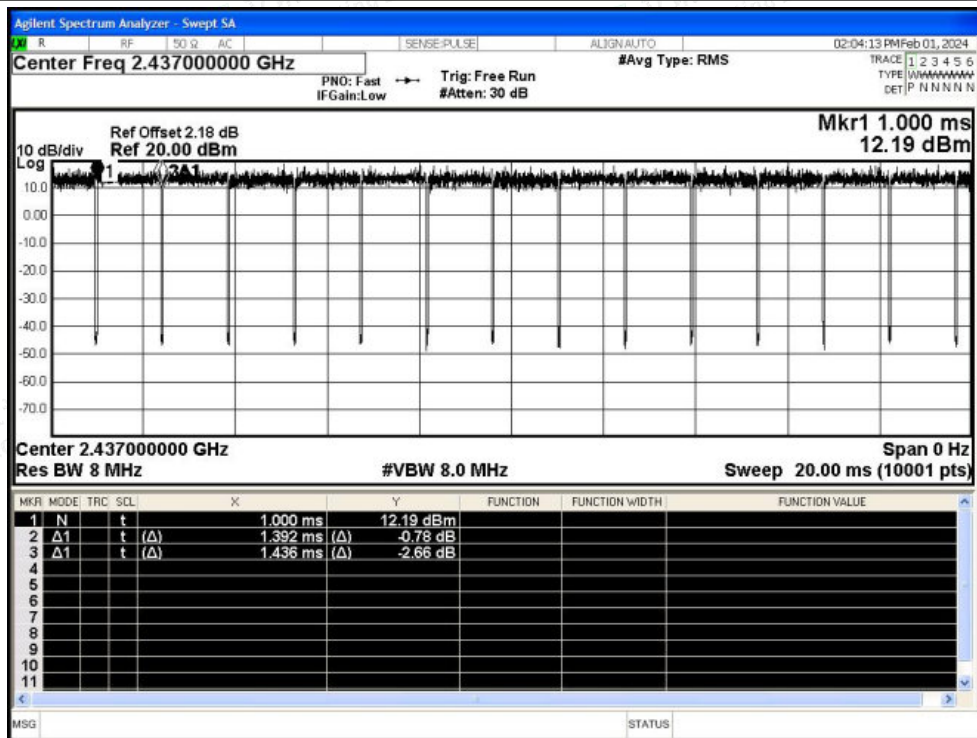


Duty Cycle NVNT g 2412MHz Ant2

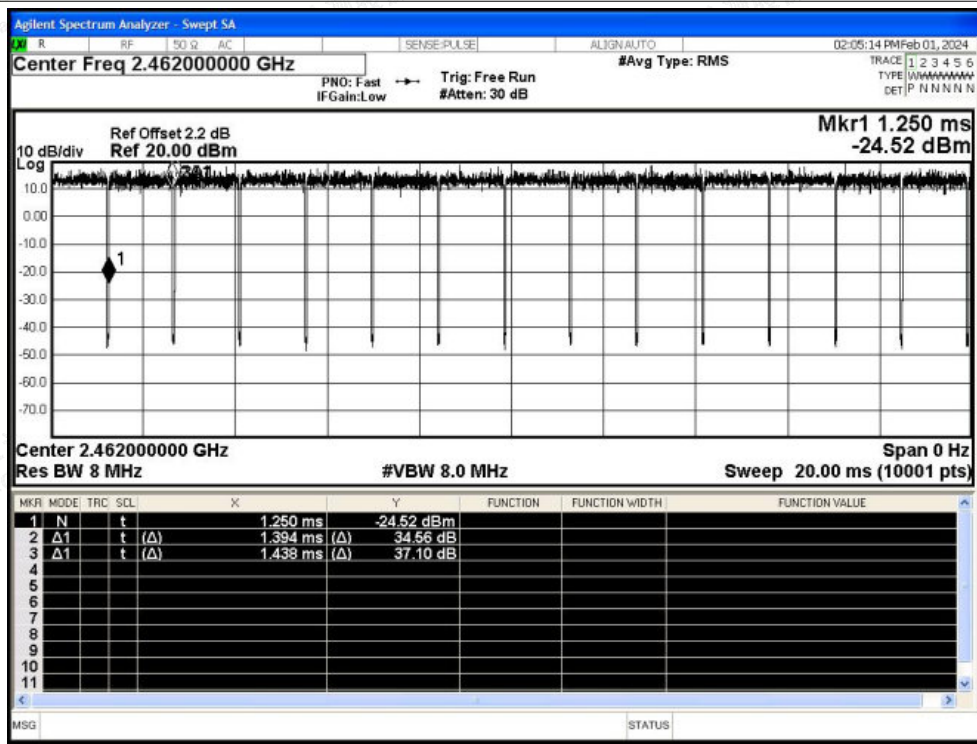




Duty Cycle NVNT g 2437MHz Ant2

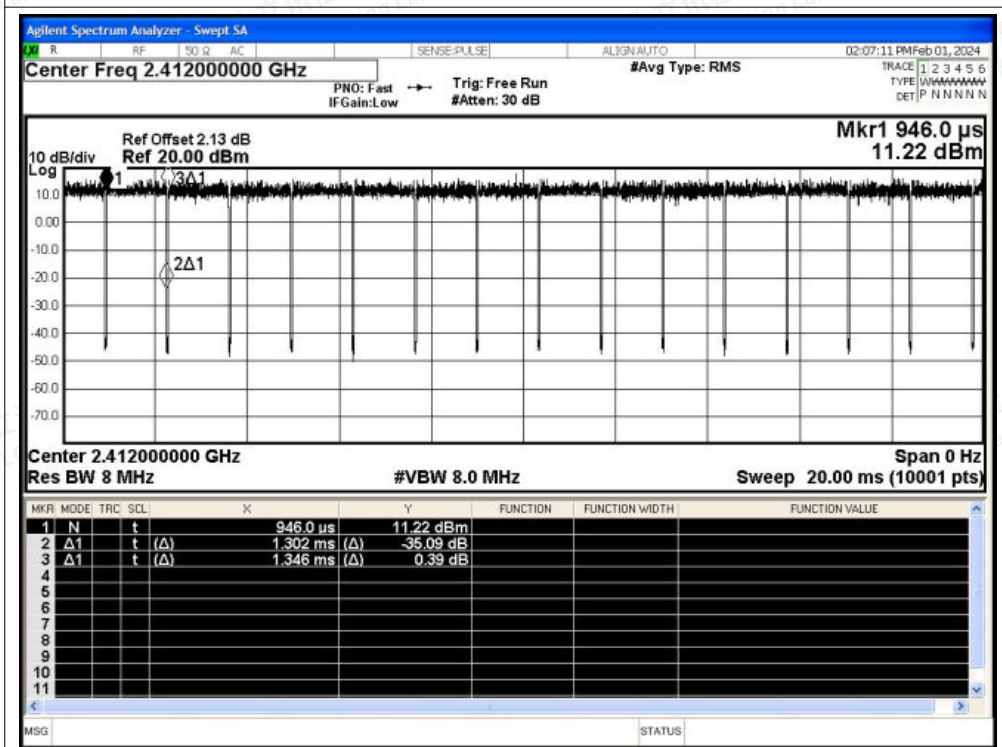


Duty Cycle NVNT g 2462MHz Ant2

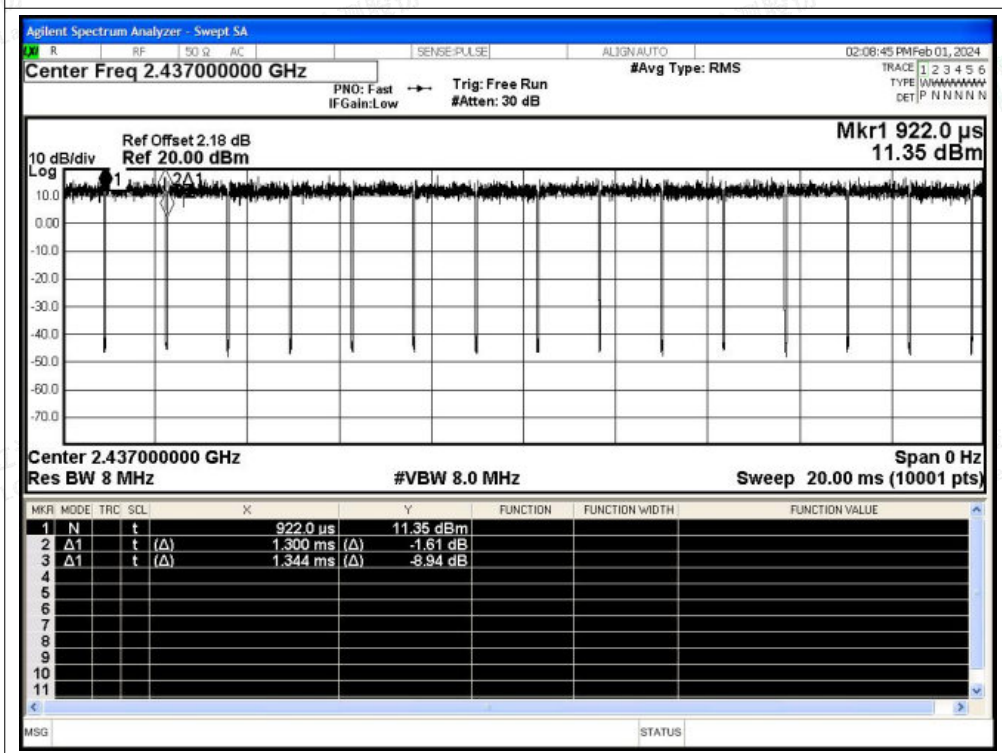




Duty Cycle NVNT n20 2412MHz Ant2

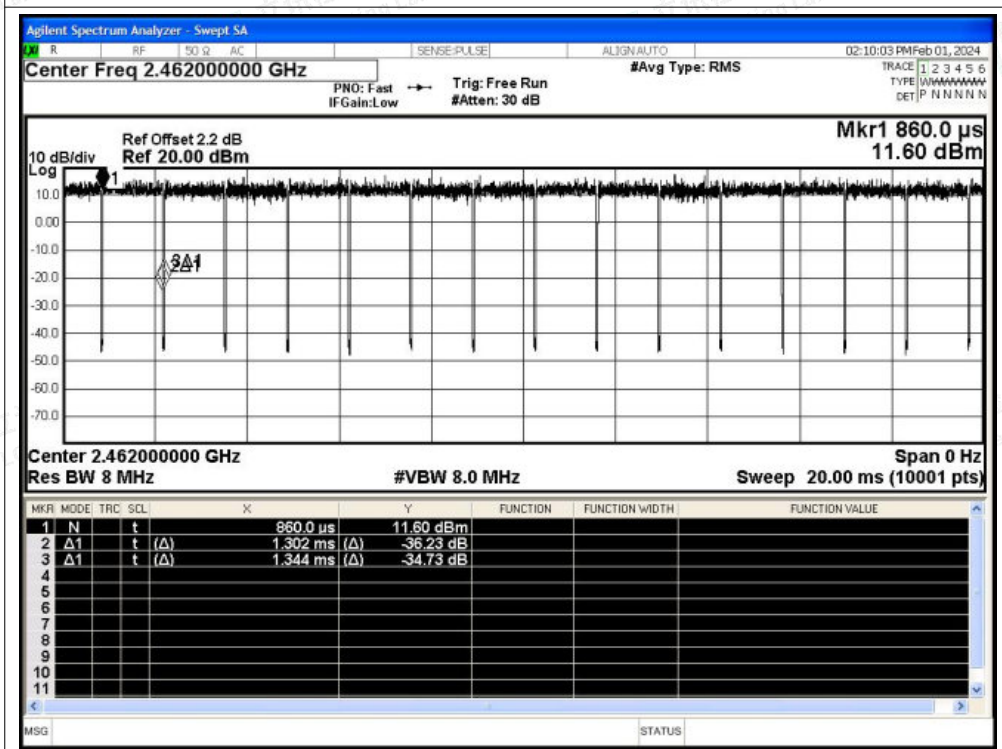


Duty Cycle NVNT n20 2437MHz Ant2

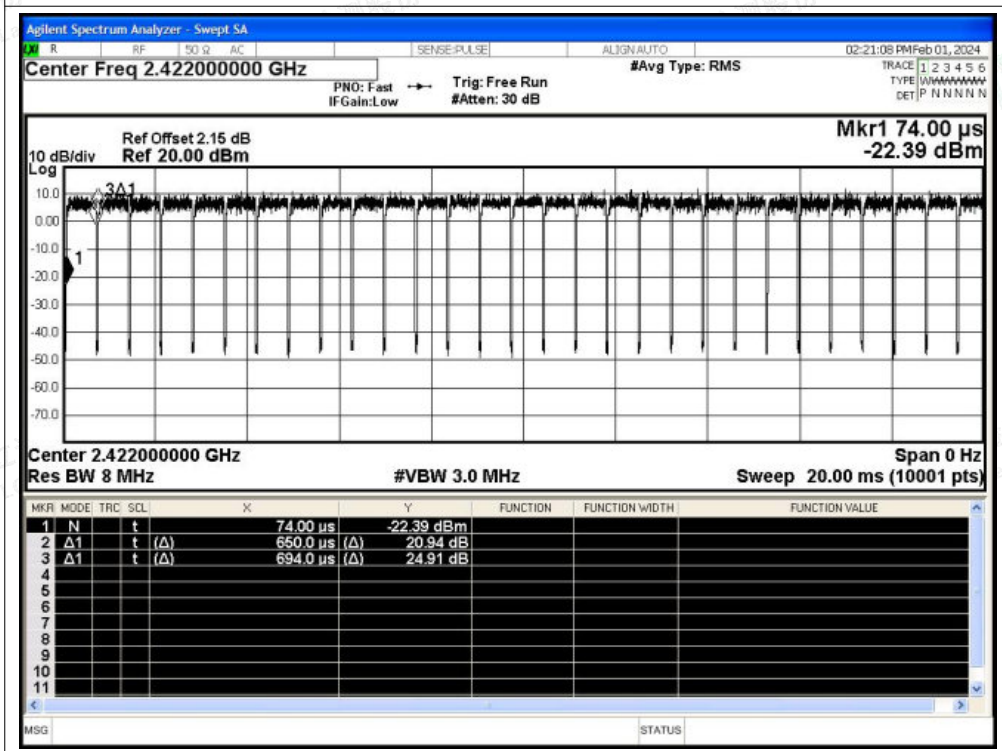




Duty Cycle NVNT n20 2462MHz Ant2

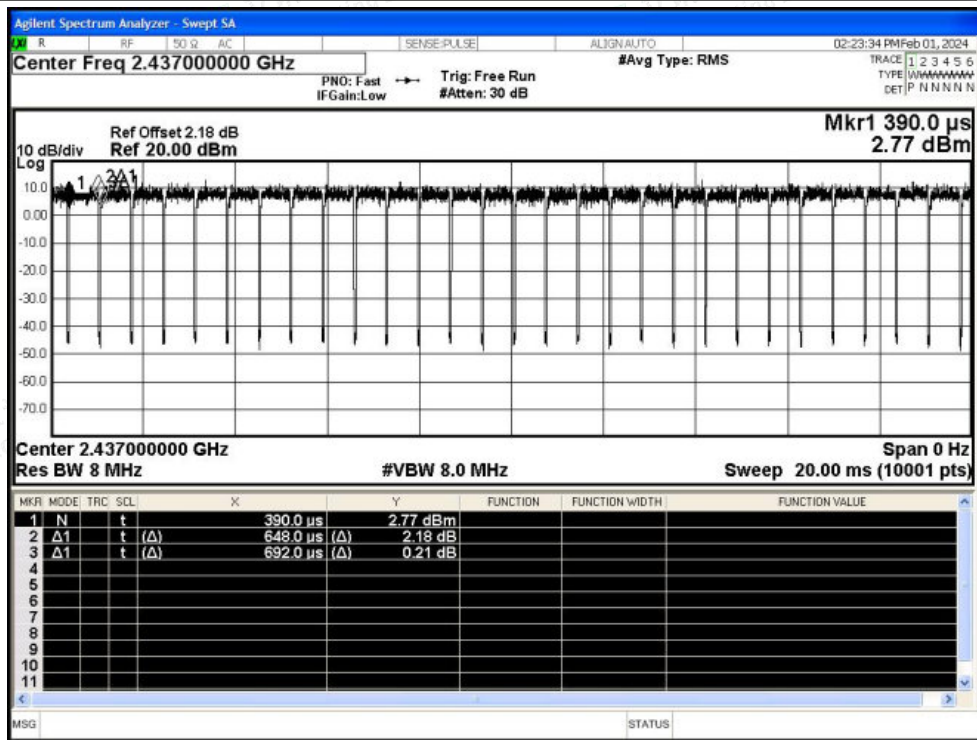


Duty Cycle NVNT n40 2422MHz Ant2

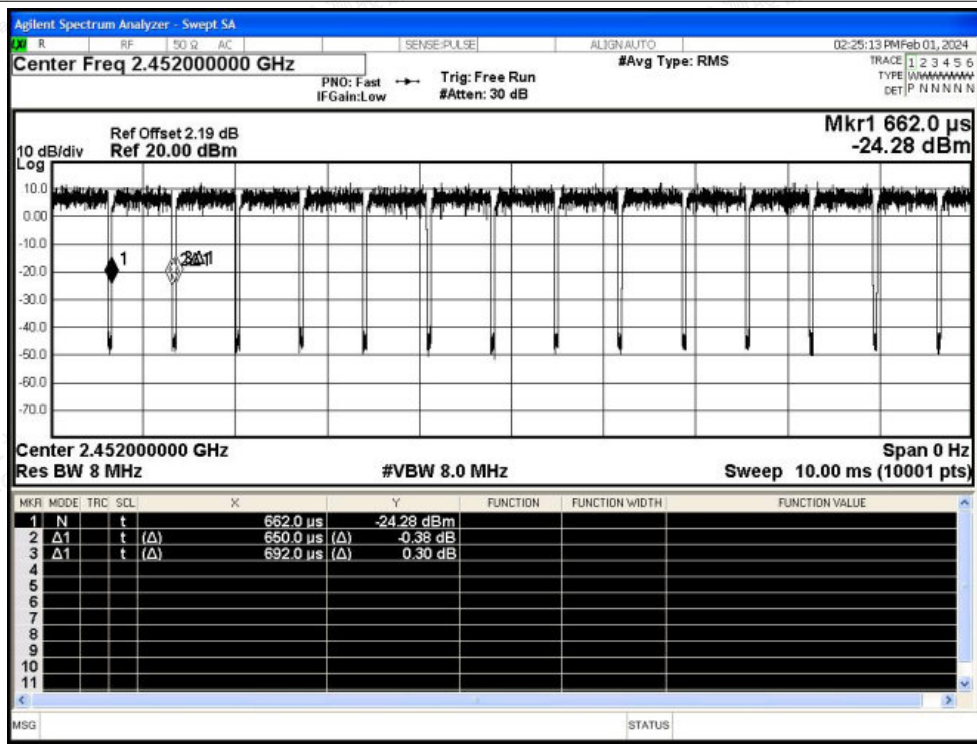




Duty Cycle NVNT n40 2437MHz Ant2



Duty Cycle NVNT n40 2452MHz Ant2





C.7 Restrict Band

Condition	Mode	Frequency (MHz)	Antenna	Spur Freq (MHz)	Power (dBm)	Gain (dBi)	Duty Factor (dB)	E (dBuV/m)	Detector	Limit (dBuV/m)	Verdict
NVNT	b	2412	Ant1	2310	-51.66	2	-	45.6	Peak	74	Pass
NVNT	b	2412	Ant1	2310	-58.39	2	0	38.87	Average	54	Pass
NVNT	b	2412	Ant1	2378.445	-46.85	2	-	50.41	Peak	74	Pass
NVNT	b	2412	Ant1	2386.752	-56.64	2	0	40.62	Average	54	Pass
NVNT	b	2412	Ant1	2390	-50.1	2	-	47.16	Peak	74	Pass
NVNT	b	2412	Ant1	2390	-57.59	2	0	39.67	Average	54	Pass
NVNT	b	2462	Ant1	2483.5	-47.95	2	-	49.31	Peak	74	Pass
NVNT	b	2462	Ant1	2483.5	-56.75	2	0	40.51	Average	54	Pass
NVNT	b	2462	Ant1	2489.665	-46.11	2	-	51.15	Peak	74	Pass
NVNT	b	2462	Ant1	2497.244	-56.23	2	0	41.03	Average	54	Pass
NVNT	b	2462	Ant1	2500	-49.43	2	-	47.83	Peak	74	Pass
NVNT	b	2462	Ant1	2500	-56.98	2	0	40.28	Average	54	Pass
NVNT	g	2412	Ant1	2310	-50.41	2	-	46.85	Peak	74	Pass
NVNT	g	2412	Ant1	2310	-58.95	2	0.13	38.44	Average	54	Pass
NVNT	g	2412	Ant1	2375.988	-47.14	2	-	50.12	Peak	74	Pass
NVNT	g	2412	Ant1	2389.209	-56.23	2	0.13	41.16	Average	54	Pass
NVNT	g	2412	Ant1	2390	-48.86	2	-	48.4	Peak	74	Pass
NVNT	g	2412	Ant1	2390	-56.9	2	0.13	40.49	Average	54	Pass
NVNT	g	2462	Ant1	2483.5	-49.21	2	-	48.05	Peak	74	Pass
NVNT	g	2462	Ant1	2483.5	-56.74	2	0.13	40.65	Average	54	Pass
NVNT	g	2462	Ant1	2489.294	-46.23	2	-	51.03	Peak	74	Pass
NVNT	g	2462	Ant1	2486.538	-55.7	2	0.13	41.69	Average	54	Pass
NVNT	g	2462	Ant1	2500	-48.55	2	-	48.71	Peak	74	Pass
NVNT	g	2462	Ant1	2500	-57.14	2	0.13	40.25	Average	54	Pass
NVNT	n20	2412	Ant1	2310	-51.79	2	-	45.47	Peak	74	Pass
NVNT	n20	2412	Ant1	2310	-58.39	2	0.14	39.01	Average	54	Pass
NVNT	n20	2412	Ant1	2385.582	-46.96	2	-	50.3	Peak	74	Pass
NVNT	n20	2412	Ant1	2383.71	-57.02	2	0.14	40.38	Average	54	Pass
NVNT	n20	2412	Ant1	2390	-48.77	2	-	48.49	Peak	74	Pass
NVNT	n20	2412	Ant1	2390	-57.34	2	0.14	40.06	Average	54	Pass
NVNT	n20	2462	Ant1	2483.5	-48.98	2	-	48.28	Peak	74	Pass
NVNT	n20	2462	Ant1	2483.5	-56.87	2	0.14	40.53	Average	54	Pass
NVNT	n20	2462	Ant1	2487.81	-46.32	2	-	50.94	Peak	74	Pass
NVNT	n20	2462	Ant1	2484.895	-56.02	2	0.14	41.38	Average	54	Pass
NVNT	n20	2462	Ant1	2500	-48.4	2	-	48.86	Peak	74	Pass
NVNT	n20	2462	Ant1	2500	-56.73	2	0.14	40.67	Average	54	Pass



Shenzhen LCS Compliance Testing Laboratory Ltd.
 Add: 101, 201 Bldg A & 301 Bldg C, Juji Industrial Park Yabianxueziwei, Shajing Street, Baoan District, Shenzhen, 518000, China
 Tel: +(86) 0755-82591330 | E-mail: webmaster@lcs-cert.com | Web: www.lcs-cert.com
 Scan code to check authenticity



NVNT	n40	2422	Ant1	2310	-51.27	2	-	45.99	Peak	74	Pass
NVNT	n40	2422	Ant1	2310	-58.49	2	0.29	39.06	Average	54	Pass
NVNT	n40	2422	Ant1	2386.254	-46.89	2	-	50.37	Peak	74	Pass
NVNT	n40	2422	Ant1	2389.804	-56.89	2	0.29	40.66	Average	54	Pass
NVNT	n40	2422	Ant1	2390	-49.44	2	-	47.82	Peak	74	Pass
NVNT	n40	2422	Ant1	2390	-56.93	2	0.29	40.62	Average	54	Pass
NVNT	n40	2452	Ant1	2483.5	-49.05	2	-	48.21	Peak	74	Pass
NVNT	n40	2452	Ant1	2483.5	-56.29	2	0.28	41.25	Average	54	Pass
NVNT	n40	2452	Ant1	2495.242	-46.16	2	-	51.1	Peak	74	Pass
NVNT	n40	2452	Ant1	2484.01	-55.75	2	0.28	41.79	Average	54	Pass
NVNT	n40	2452	Ant1	2500	-47.66	2	-	49.6	Peak	74	Pass
NVNT	n40	2452	Ant1	2500	-57.03	2	0.28	40.51	Average	54	Pass

Condition	Mode	Frequency (MHz)	Antenna	Spur Freq (MHz)	Power (dBm)	Gain (dBi)	Duty Factor (dB)	E (dBuV/m)	Detector	Limit (dBuV/m)	Verdict
NVNT	b	2412	Ant2	2310	-51.28	2	-	45.98	Peak	74	Pass
NVNT	b	2412	Ant2	2310	-58.86	2	0	38.4	Average	54	Pass
NVNT	b	2412	Ant2	2377.509	-47.14	2	-	50.12	Peak	74	Pass
NVNT	b	2412	Ant2	2388.156	-56.66	2	0	40.6	Average	54	Pass
NVNT	b	2412	Ant2	2390	-49.05	2	-	48.21	Peak	74	Pass
NVNT	b	2412	Ant2	2390	-57.68	2	0	39.58	Average	54	Pass
NVNT	b	2462	Ant2	2483.5	-46.52	2	-	50.74	Peak	74	Pass
NVNT	b	2462	Ant2	2483.5	-56.99	2	0	40.27	Average	54	Pass
NVNT	b	2462	Ant2	2493.693	-45.69	2	-	51.57	Peak	74	Pass
NVNT	b	2462	Ant2	2485.16	-56.11	2	0	41.15	Average	54	Pass
NVNT	b	2462	Ant2	2500	-48.67	2	-	48.59	Peak	74	Pass
NVNT	b	2462	Ant2	2500	-57.46	2	0	39.8	Average	54	Pass
NVNT	g	2412	Ant2	2310	-49.16	2	-	48.1	Peak	74	Pass
NVNT	g	2412	Ant2	2310	-58.26	2	0.13	39.13	Average	54	Pass
NVNT	g	2412	Ant2	2366.628	-45.66	2	-	51.6	Peak	74	Pass
NVNT	g	2412	Ant2	2389.443	-56.33	2	0.13	41.06	Average	54	Pass
NVNT	g	2412	Ant2	2390	-49.23	2	-	48.03	Peak	74	Pass
NVNT	g	2412	Ant2	2390	-56.92	2	0.13	40.47	Average	54	Pass
NVNT	g	2462	Ant2	2483.5	-47.49	2	-	49.77	Peak	74	Pass
NVNT	g	2462	Ant2	2483.5	-56.63	2	0.13	40.76	Average	54	Pass
NVNT	g	2462	Ant2	2498.834	-44.7	2	-	52.56	Peak	74	Pass
NVNT	g	2462	Ant2	2483.729	-55.74	2	0.13	41.65	Average	54	Pass
NVNT	g	2462	Ant2	2500	-49.9	2	-	47.36	Peak	74	Pass
NVNT	g	2462	Ant2	2500	-56.99	2	0.13	40.4	Average	54	Pass
NVNT	n20	2412	Ant2	2310	-50.48	2	-	46.78	Peak	74	Pass





NVNT	n20	2412	Ant2	2310	-58.82	2	0.14	38.58	Average	54	Pass
NVNT	n20	2412	Ant2	2386.401	-47.13	2	-	50.13	Peak	74	Pass
NVNT	n20	2412	Ant2	2389.092	-56.55	2	0.14	40.85	Average	54	Pass
NVNT	n20	2412	Ant2	2390	-49.03	2	-	48.23	Peak	74	Pass
NVNT	n20	2412	Ant2	2390	-57.36	2	0.14	40.04	Average	54	Pass
NVNT	n20	2462	Ant2	2483.5	-47.81	2	-	49.45	Peak	74	Pass
NVNT	n20	2462	Ant2	2483.5	-56.81	2	0.14	40.59	Average	54	Pass
NVNT	n20	2462	Ant2	2487.545	-45.38	2	-	51.88	Peak	74	Pass
NVNT	n20	2462	Ant2	2485.743	-56.04	2	0.14	41.36	Average	54	Pass
NVNT	n20	2462	Ant2	2500	-49.09	2	-	48.17	Peak	74	Pass
NVNT	n20	2462	Ant2	2500	-57.35	2	0.14	40.05	Average	54	Pass
NVNT	n40	2422	Ant2	2310	-49.7	2	-	47.56	Peak	74	Pass
NVNT	n40	2422	Ant2	2310	-58.98	2	0.28	38.56	Average	54	Pass
NVNT	n40	2422	Ant2	2377.734	-46.86	2	-	50.4	Peak	74	Pass
NVNT	n40	2422	Ant2	2387.958	-56.93	2	0.28	40.61	Average	54	Pass
NVNT	n40	2422	Ant2	2390	-49.75	2	-	47.51	Peak	74	Pass
NVNT	n40	2422	Ant2	2390	-57.46	2	0.28	40.08	Average	54	Pass
NVNT	n40	2452	Ant2	2483.5	-48.27	2	-	48.99	Peak	74	Pass
NVNT	n40	2452	Ant2	2483.5	-57.11	2	0.27	40.42	Average	54	Pass
NVNT	n40	2452	Ant2	2487.052	-46.46	2	-	50.8	Peak	74	Pass
NVNT	n40	2452	Ant2	2486.272	-56.02	2	0.27	41.51	Average	54	Pass
NVNT	n40	2452	Ant2	2500	-48.44	2	-	48.82	Peak	74	Pass
NVNT	n40	2452	Ant2	2500	-57	2	0.27	40.53	Average	54	Pass



Shenzhen LCS Compliance Testing Laboratory Ltd.
 Add: 101, 201 Bldg A & 301 Bldg C, Juji Industrial Park Yabianxueziwei, Shajing Street, Baoan District, Shenzhen, 518000, China
 Tel: +(86) 0755-82591330 | E-mail: webmaster@lcs-cert.com | Web: www.lcs-cert.com
 Scan code to check authenticity



MIMO

Condition	Mode	Frequency (MHz)	ANT1 Power (dBm)	ANT2 Power (dBm)	Gain (dBi)	Total E (dBuV/m)	Detector	Limit (dBuV/m)	Verdict
NVNT	n20	2412	-51.79	-50.48	2.91	50.09	Peak	74	Pass
NVNT	n20	2412	-58.39	-58.82	2.91	42.58	Average	54	Pass
NVNT	n20	2412	-46.96	-47.13	2.91	54.14	Peak	74	Pass
NVNT	n20	2412	-57.02	-56.55	2.91	44.40	Average	54	Pass
NVNT	n20	2412	-48.77	-49.03	2.91	52.28	Peak	74	Pass
NVNT	n20	2412	-57.34	-57.36	2.91	43.83	Average	54	Pass
NVNT	n20	2462	-48.98	-47.81	2.91	52.82	Peak	74	Pass
NVNT	n20	2462	-56.87	-56.81	2.91	44.34	Average	54	Pass
NVNT	n20	2462	-46.32	-45.38	2.91	55.36	Peak	74	Pass
NVNT	n20	2462	-56.02	-56.04	2.91	45.15	Average	54	Pass
NVNT	n20	2462	-48.4	-49.09	2.91	52.45	Peak	74	Pass
NVNT	n20	2462	-56.73	-57.35	2.91	44.15	Average	54	Pass
NVNT	n40	2422	-51.27	-49.7	2.91	50.77	Peak	74	Pass
NVNT	n40	2422	-58.49	-58.98	2.91	42.45	Average	54	Pass
NVNT	n40	2422	-46.89	-46.86	2.91	54.31	Peak	74	Pass
NVNT	n40	2422	-56.89	-56.93	2.91	44.27	Average	54	Pass
NVNT	n40	2422	-49.44	-49.75	2.91	51.59	Peak	74	Pass
NVNT	n40	2422	-56.93	-57.46	2.91	43.99	Average	54	Pass
NVNT	n40	2452	-49.05	-48.27	2.91	52.54	Peak	74	Pass
NVNT	n40	2452	-56.29	-57.11	2.91	44.50	Average	54	Pass
NVNT	n40	2452	-46.16	-46.46	2.91	54.87	Peak	74	Pass
NVNT	n40	2452	-55.75	-56.02	2.91	45.30	Average	54	Pass
NVNT	n40	2452	-47.66	-48.44	2.91	53.15	Peak	74	Pass
NVNT	n40	2452	-57.03	-57	2.91	44.17	Average	54	Pass

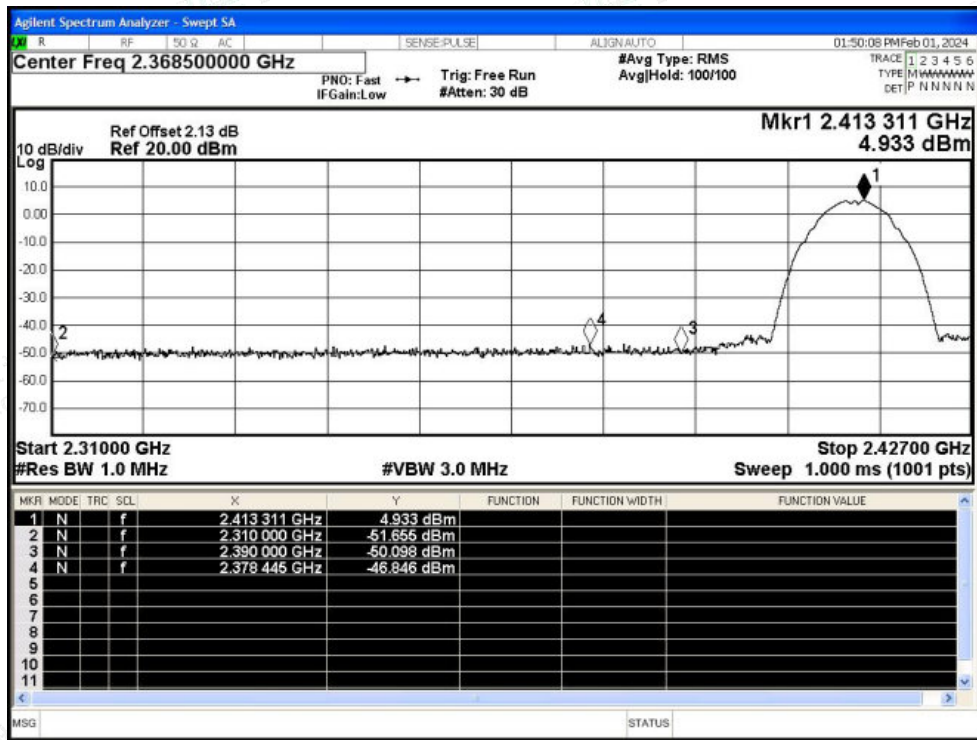


Shenzhen LCS Compliance Testing Laboratory Ltd.
 Add: 101, 201 Bldg A & 301 Bldg C, Juji Industrial Park Yabianxueziwei, Shajing Street, Baoan District, Shenzhen, 518000, China
 Tel: +(86) 0755-82591330 | E-mail: webmaster@lcs-cert.com | Web: www.lcs-cert.com
 Scan code to check authenticity

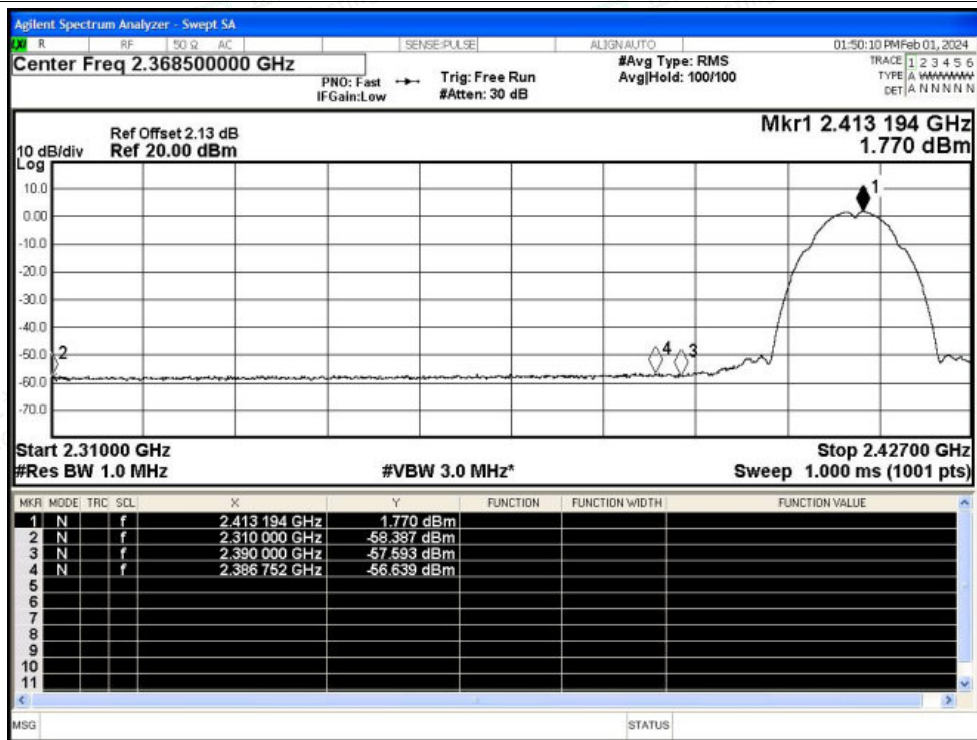


Test Graphs

Restrict Band NVNT b 2412MHz Ant1 Peak

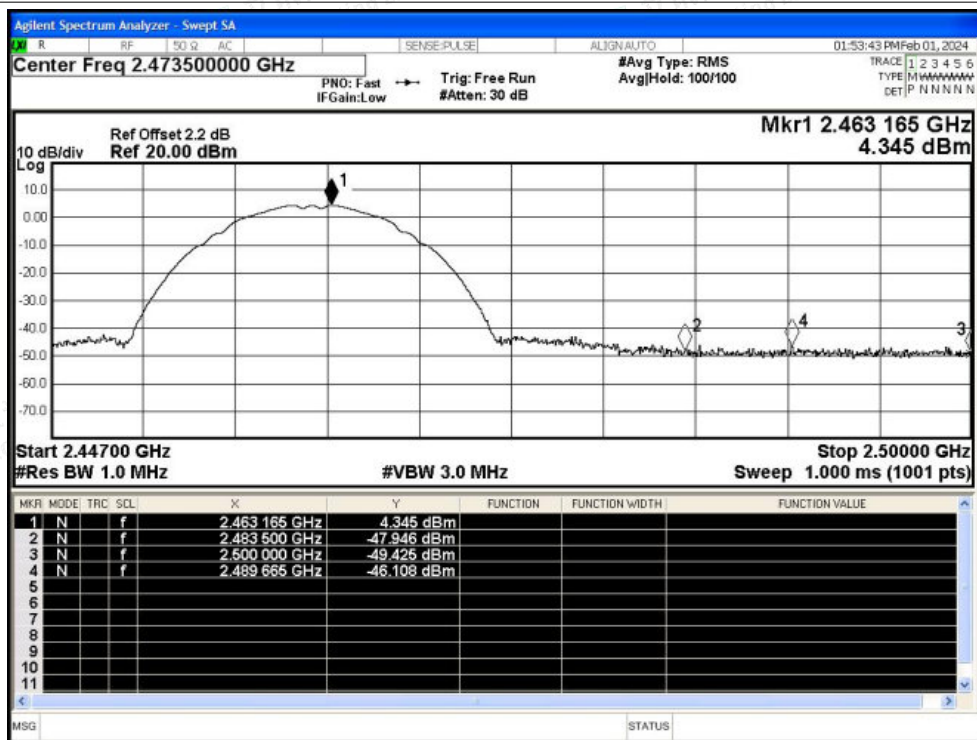


Restrict Band NVNT b 2412MHz Ant1 Average

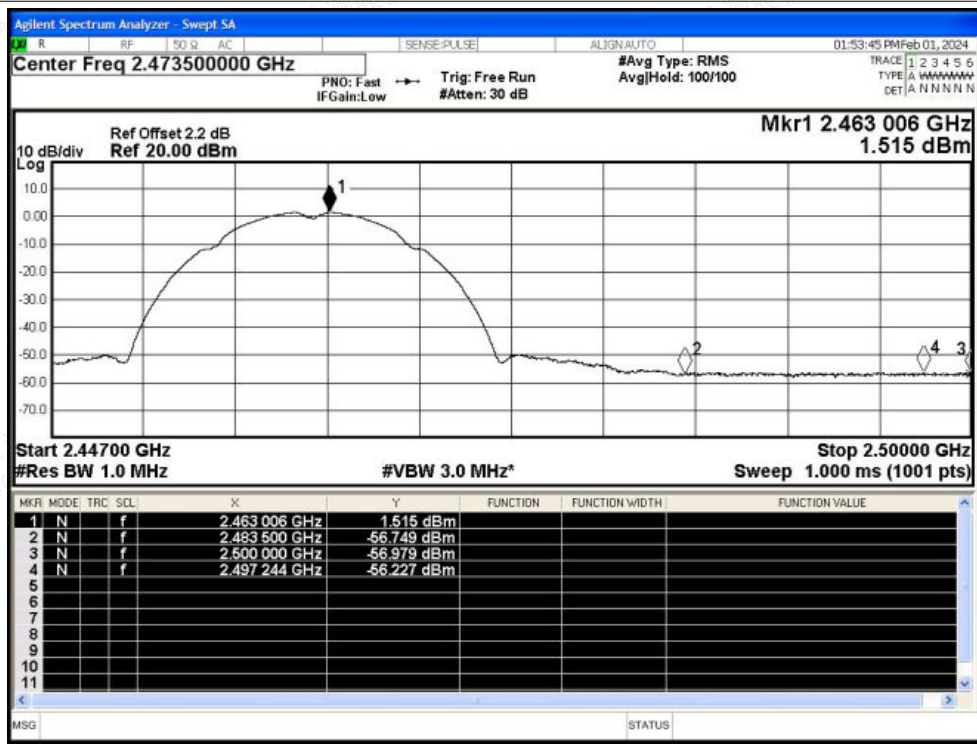




Restrict Band NVNT b 2462MHz Ant1 Peak

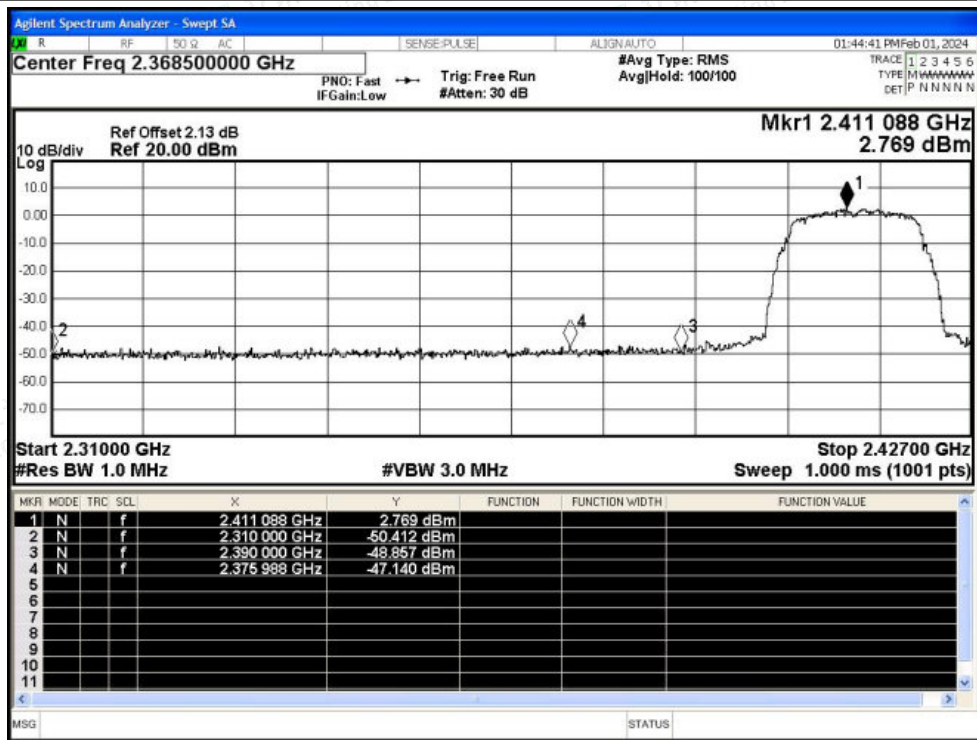


Restrict Band NVNT b 2462MHz Ant1 Average

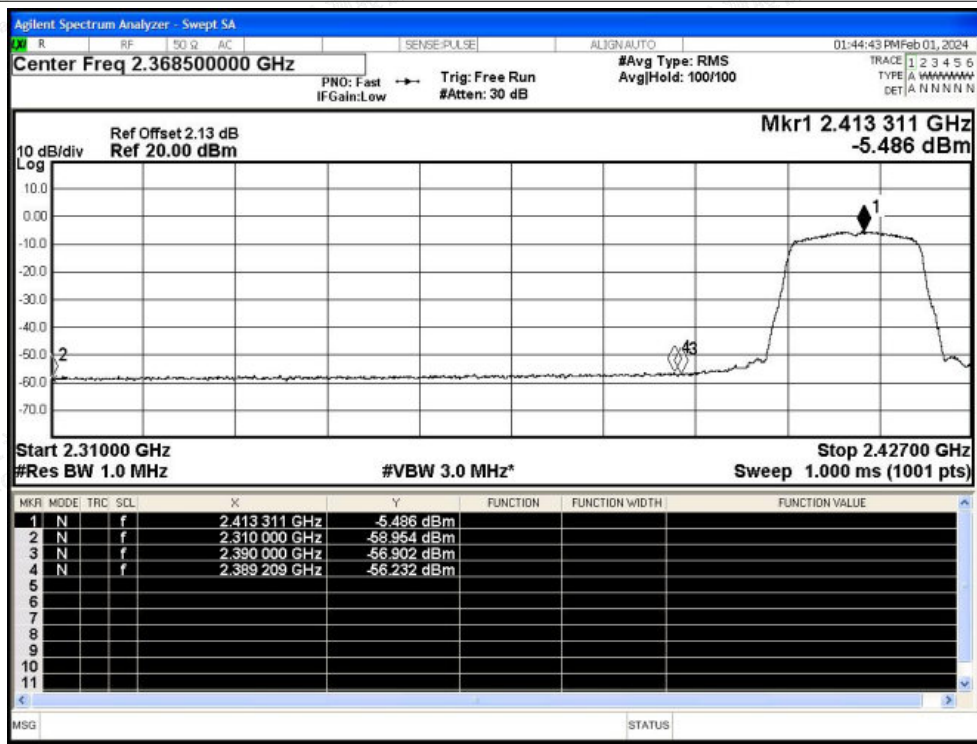




Restrict Band NVNT g 2412MHz Ant1 Peak

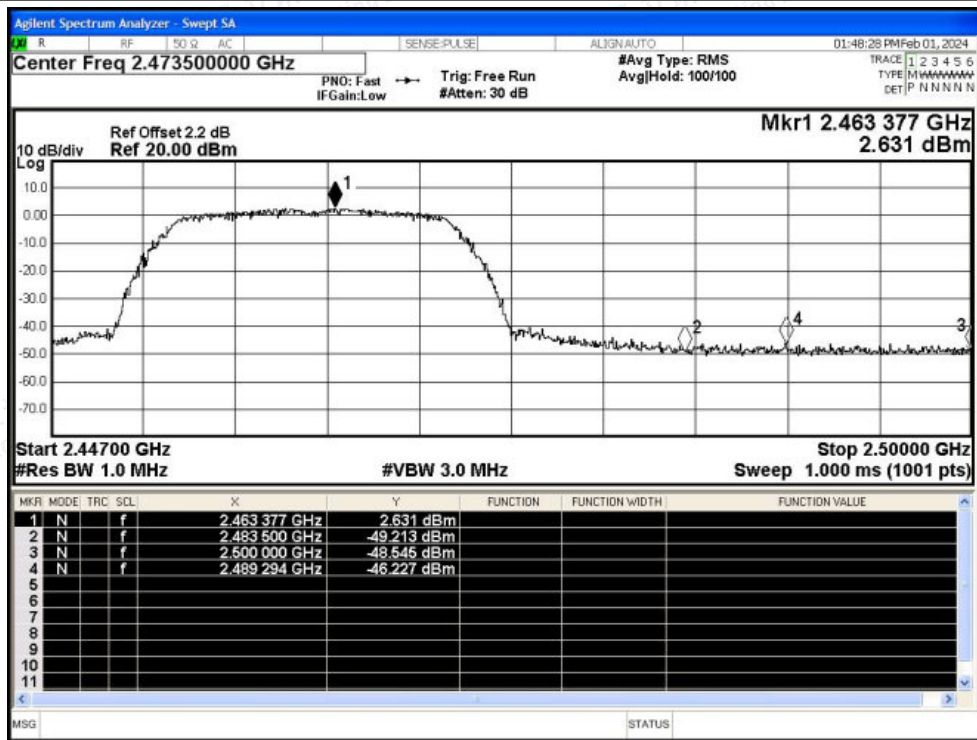


Restrict Band NVNT g 2412MHz Ant1 Average

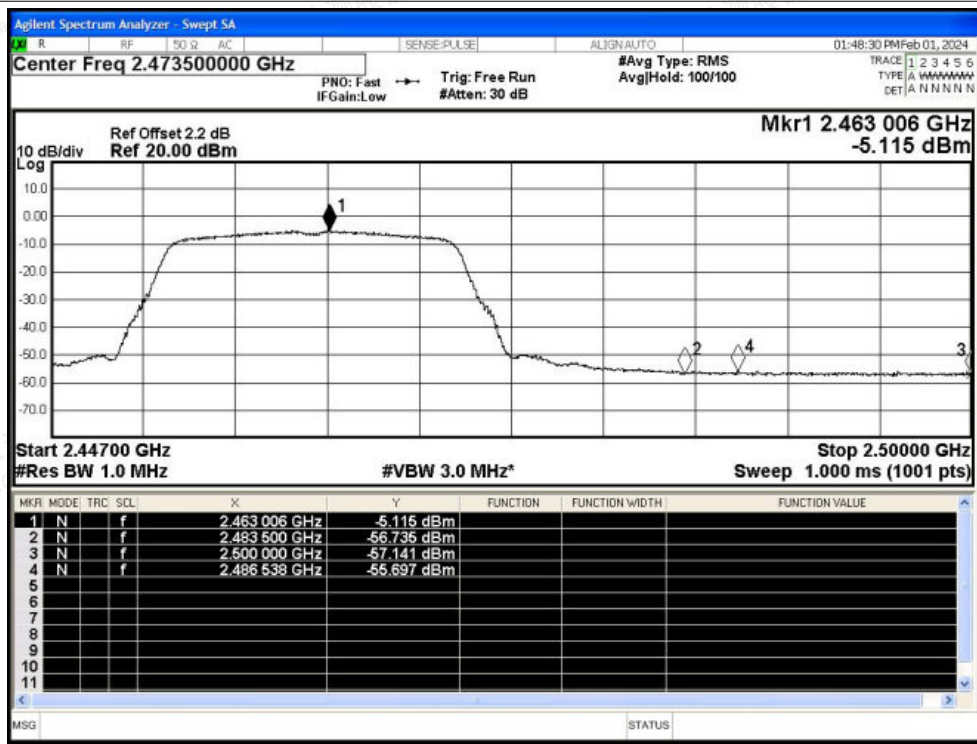




Restrict Band NVNT g 2462MHz Ant1 Peak

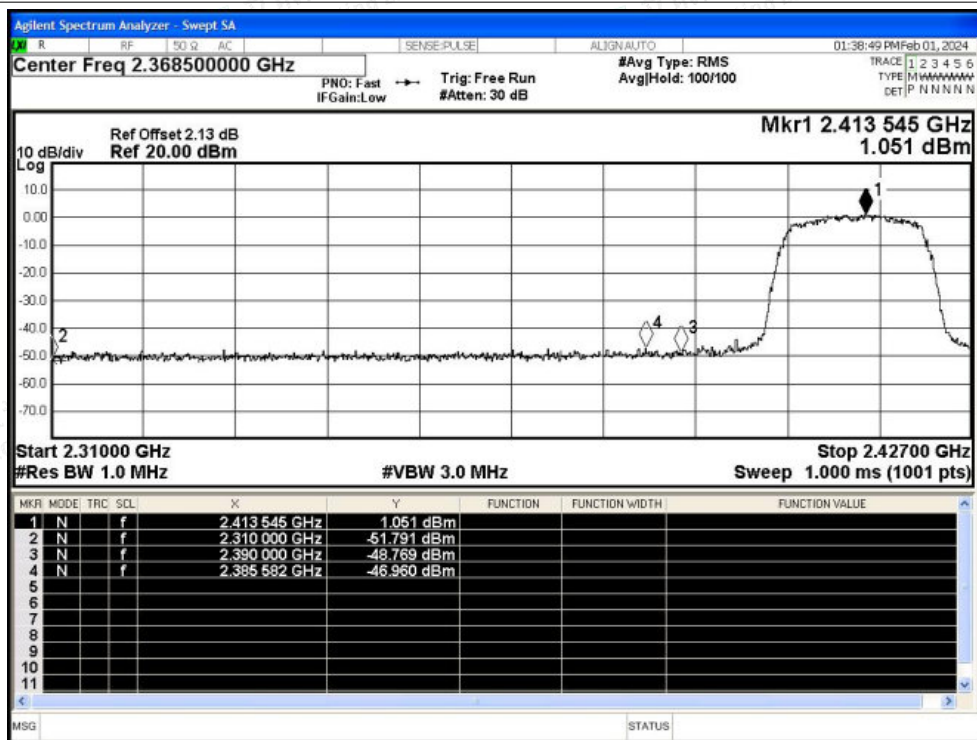


Restrict Band NVNT g 2462MHz Ant1 Average

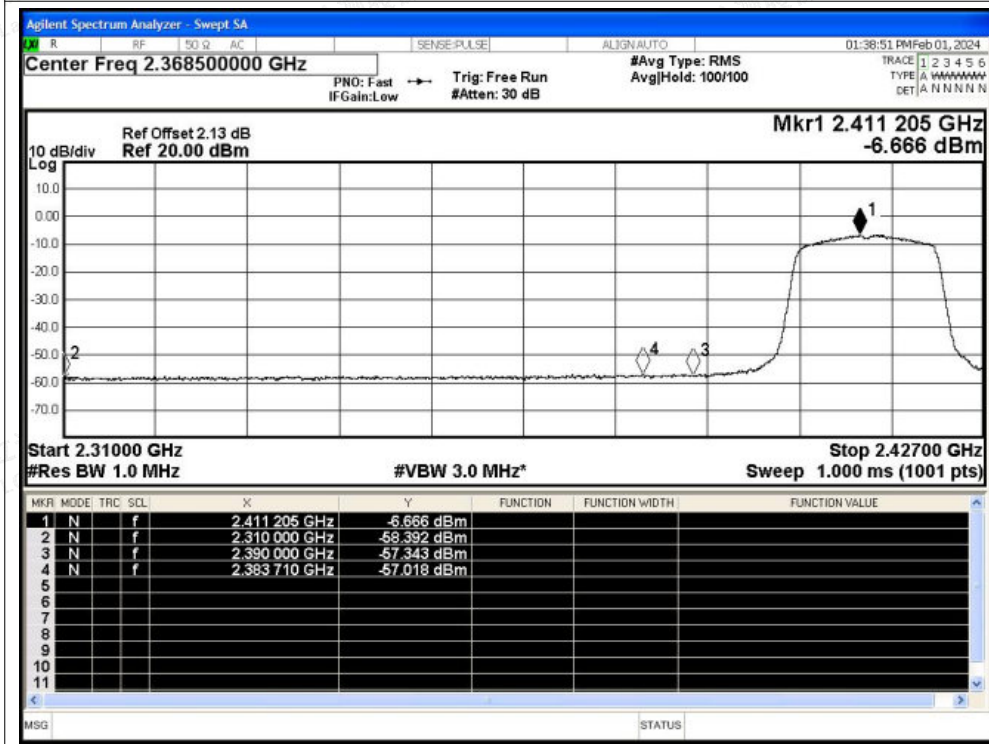




Restrict Band NVNT n20 2412MHz Ant1 Peak

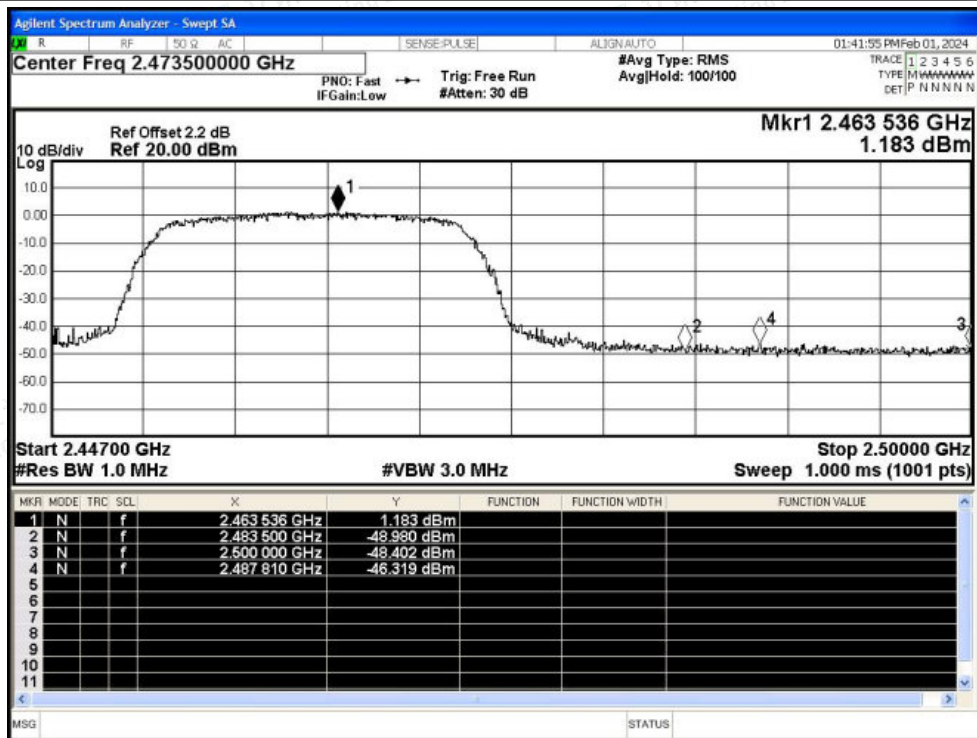


Restrict Band NVNT n20 2412MHz Ant1 Average

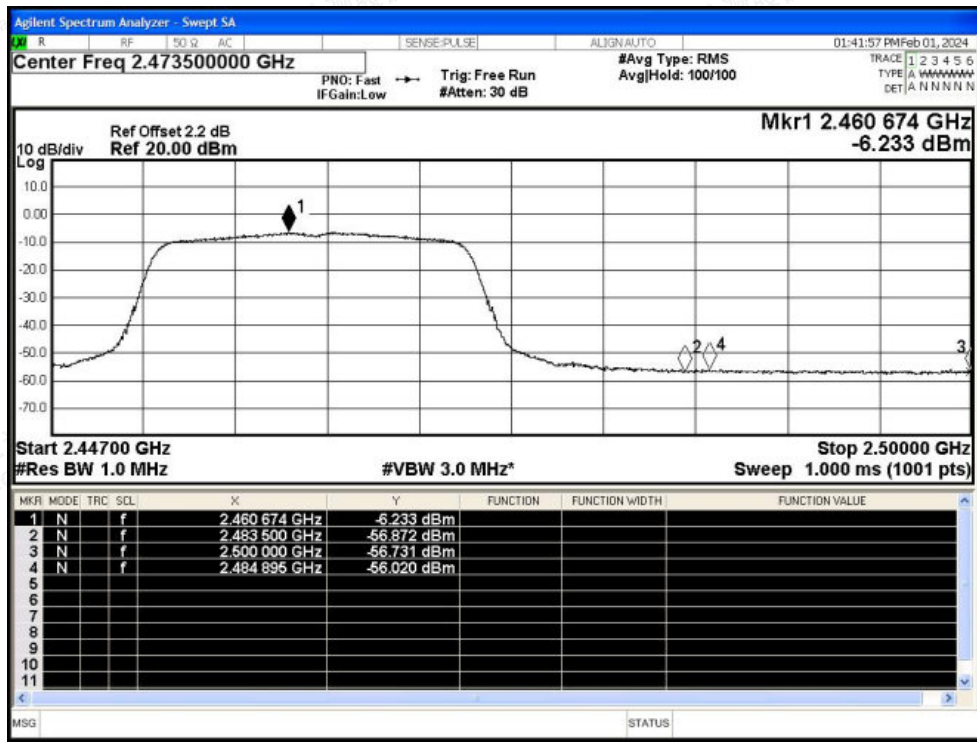




Restrict Band NVNT n20 2462MHz Ant1 Peak

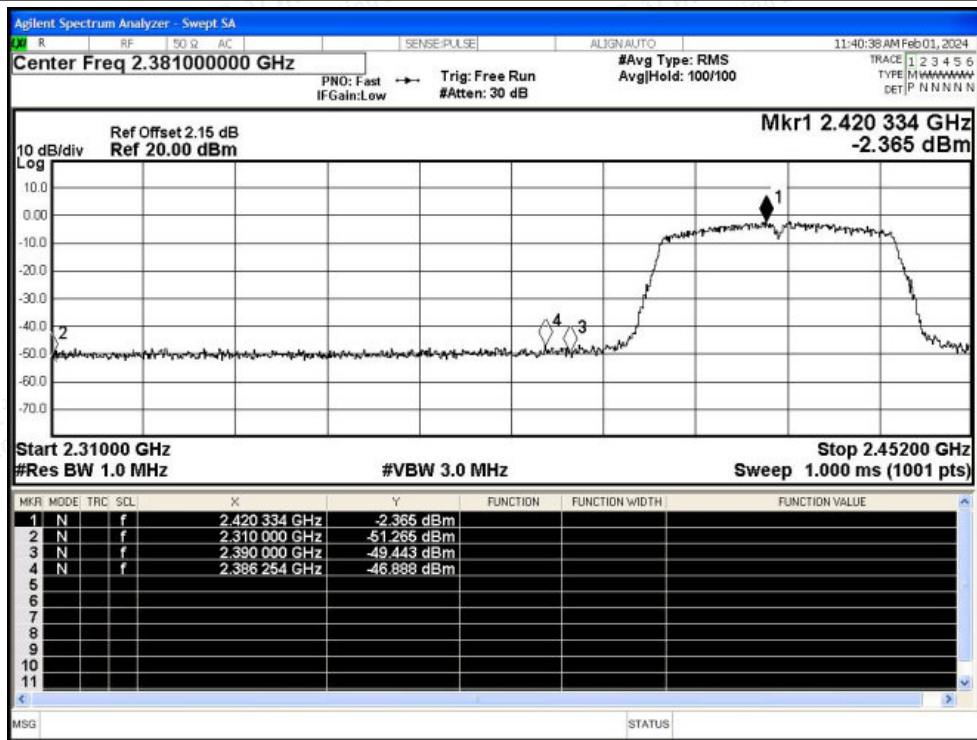


Restrict Band NVNT n20 2462MHz Ant1 Average

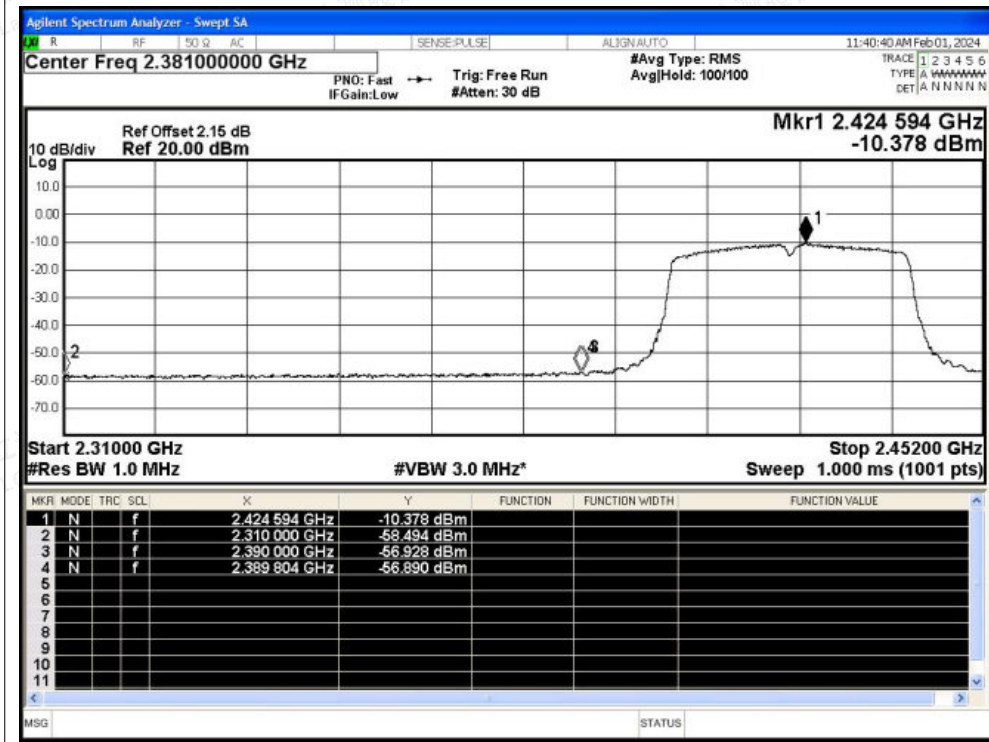




Restrict Band NVNT n40 2422MHz Ant1 Peak

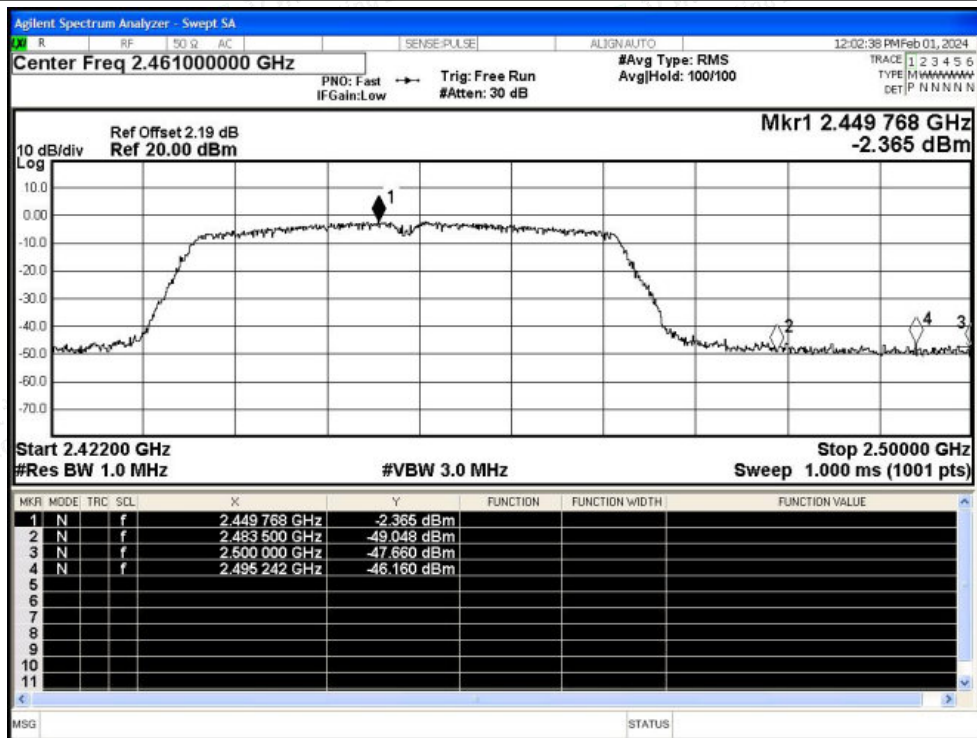


Restrict Band NVNT n40 2422MHz Ant1 Average

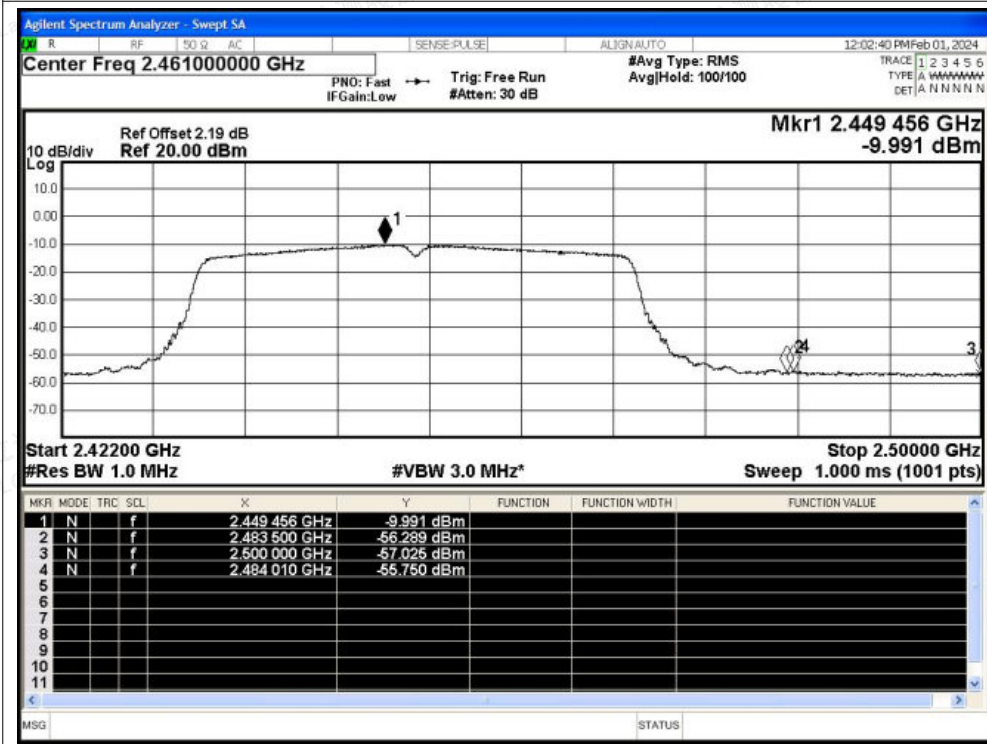




Restrict Band NVNT n40 2452MHz Ant1 Peak



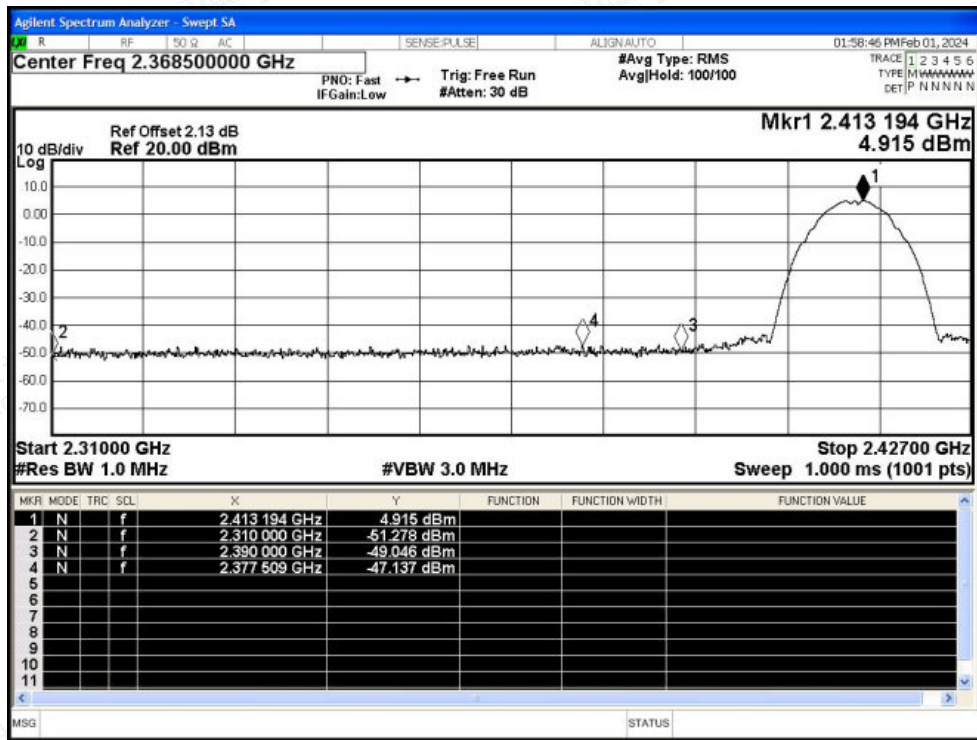
Restrict Band NVNT n40 2452MHz Ant1 Average



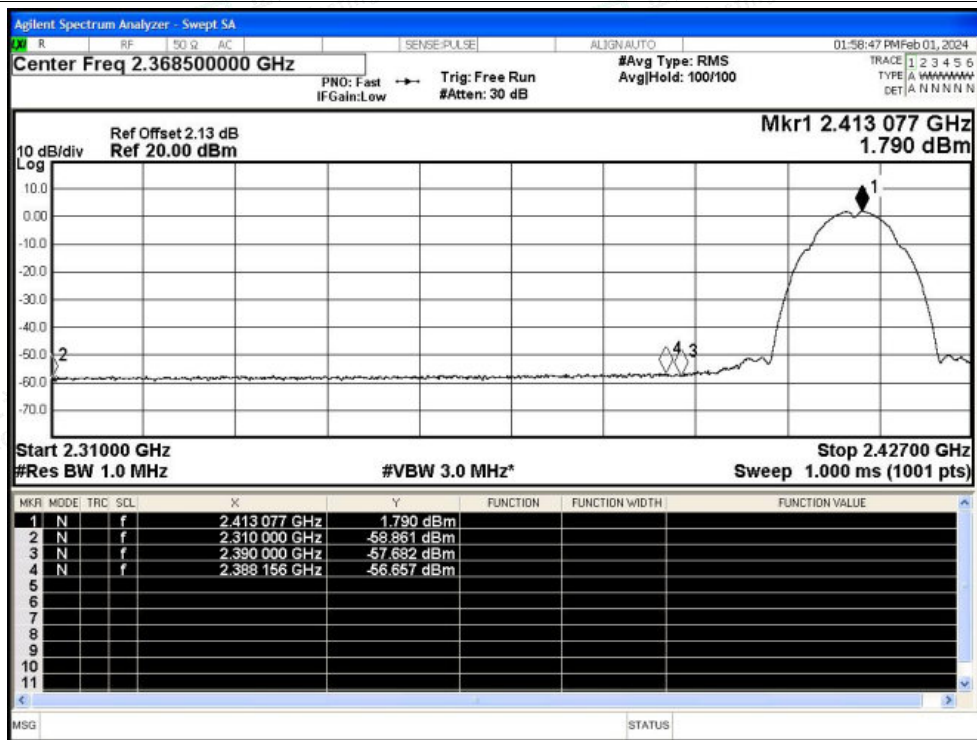


Test Graphs

Restrict Band NVNT b 2412MHz Ant2 Peak

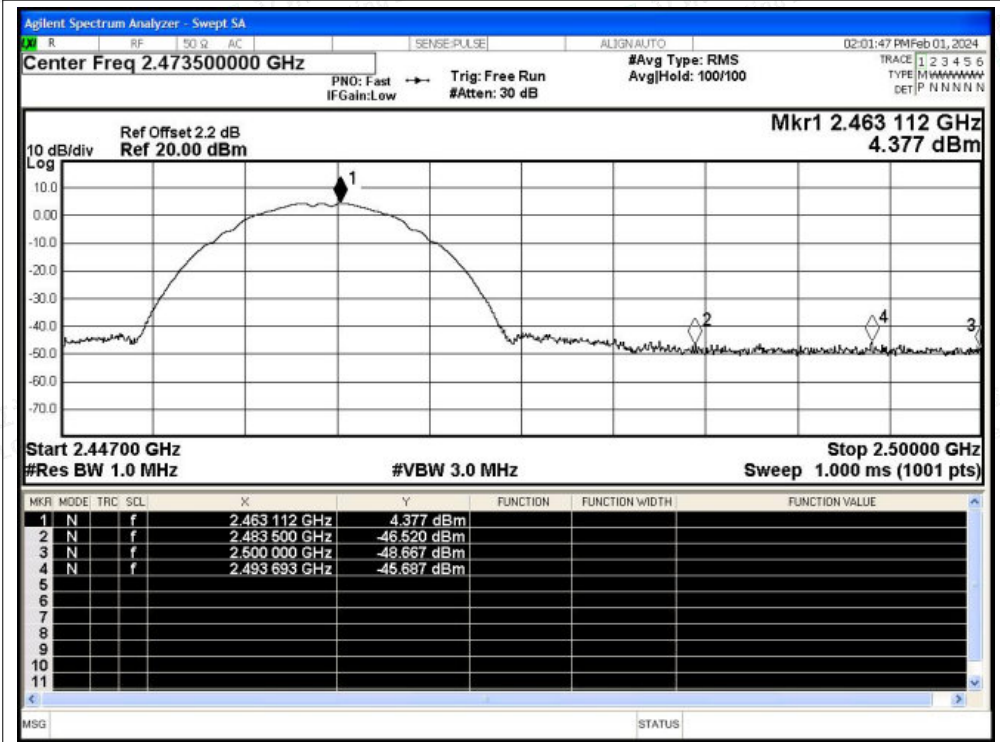


Restrict Band NVNT b 2412MHz Ant2 Average

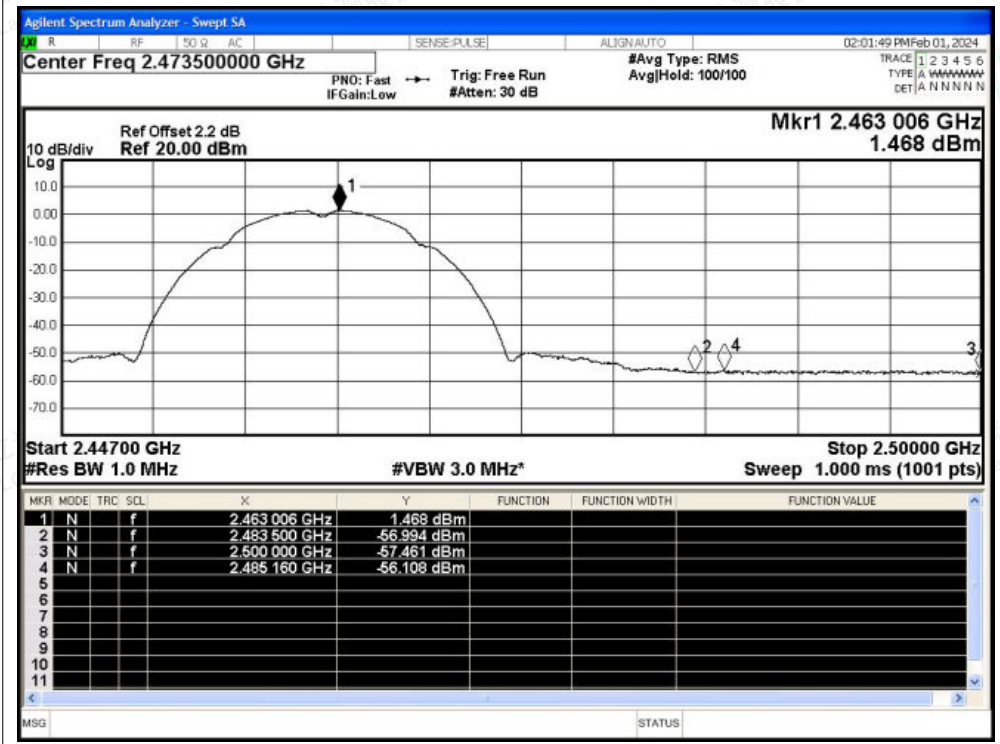




Restrict Band NVNT b 2462MHz Ant2 Peak

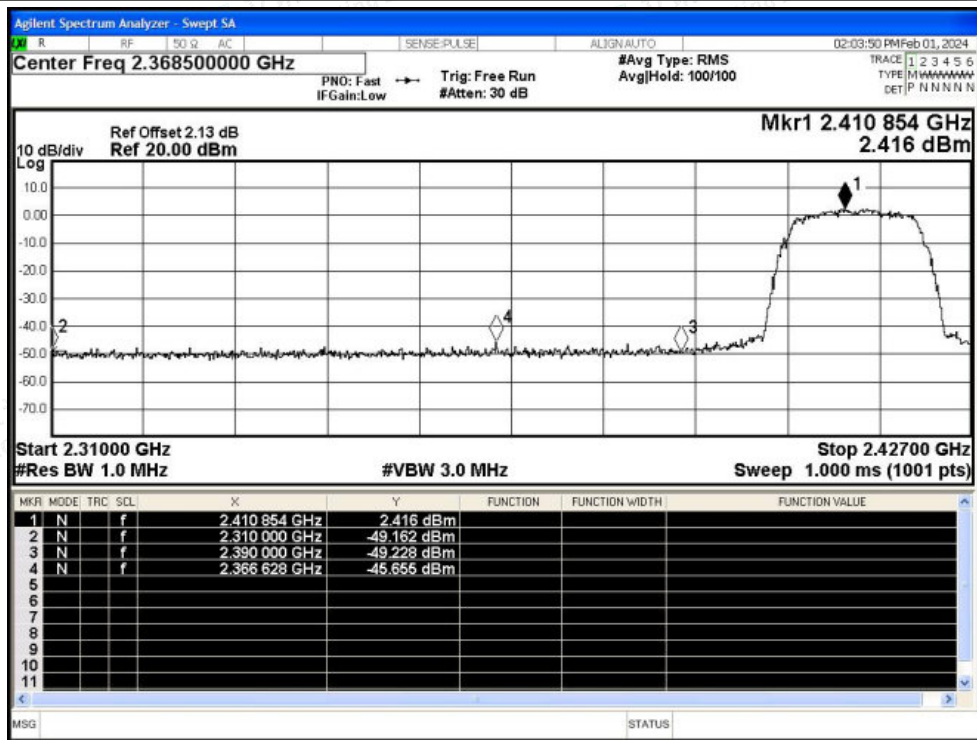


Restrict Band NVNT b 2462MHz Ant2 Average

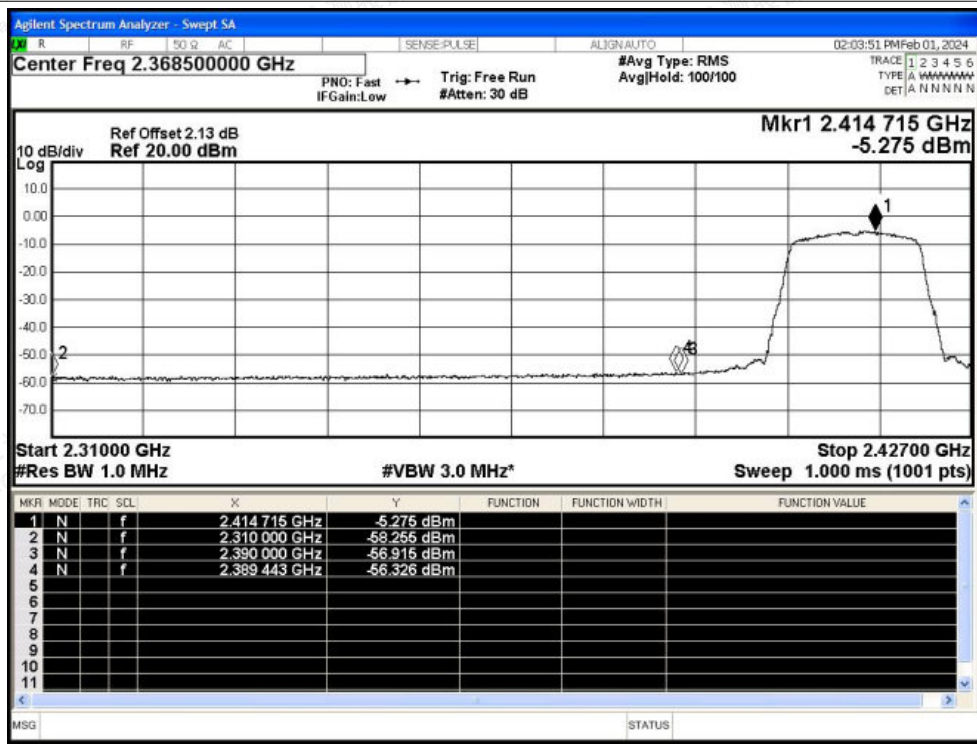




Restrict Band NVNT g 2412MHz Ant2 Peak

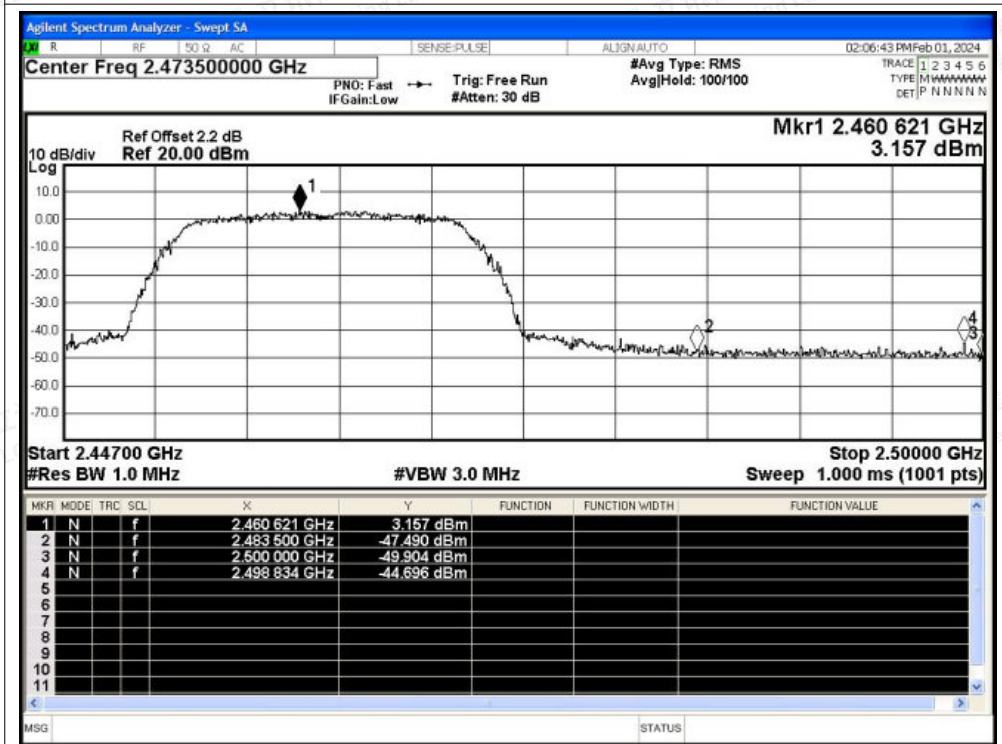


Restrict Band NVNT g 2412MHz Ant2 Average

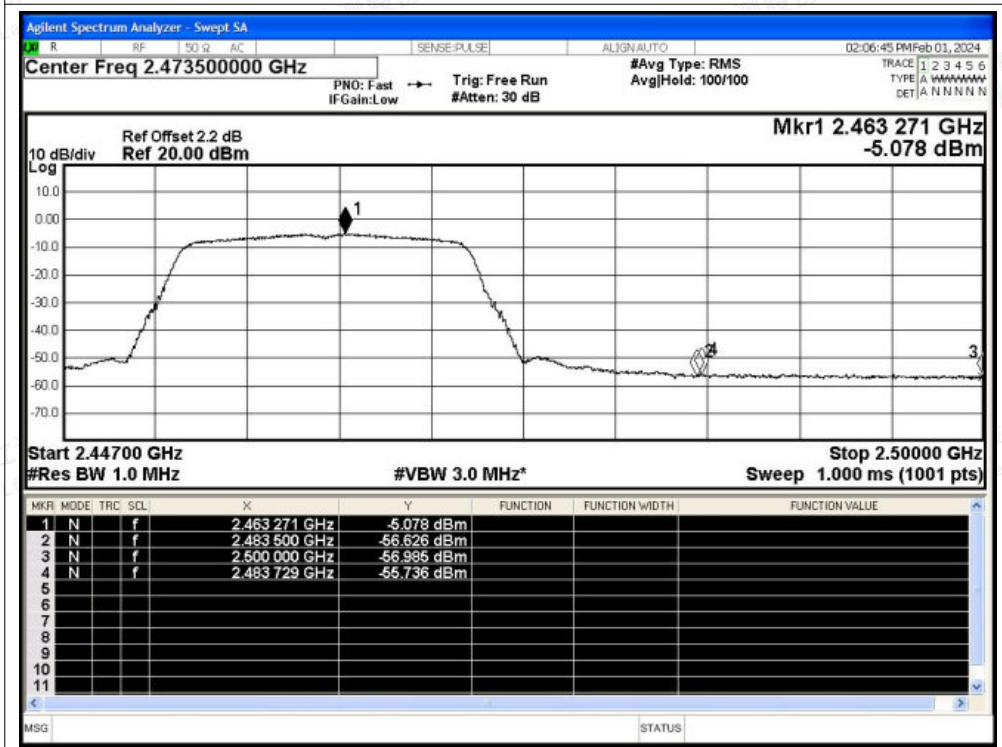




Restrict Band NVNT g 2462MHz Ant2 Peak

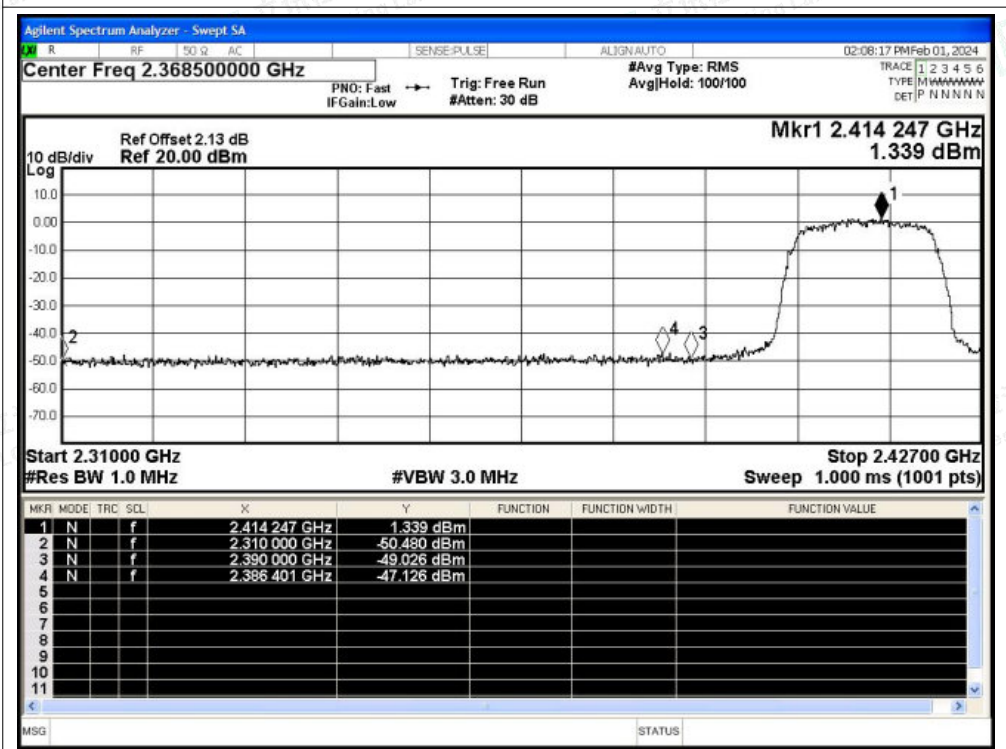


Restrict Band NVNT g 2462MHz Ant2 Average

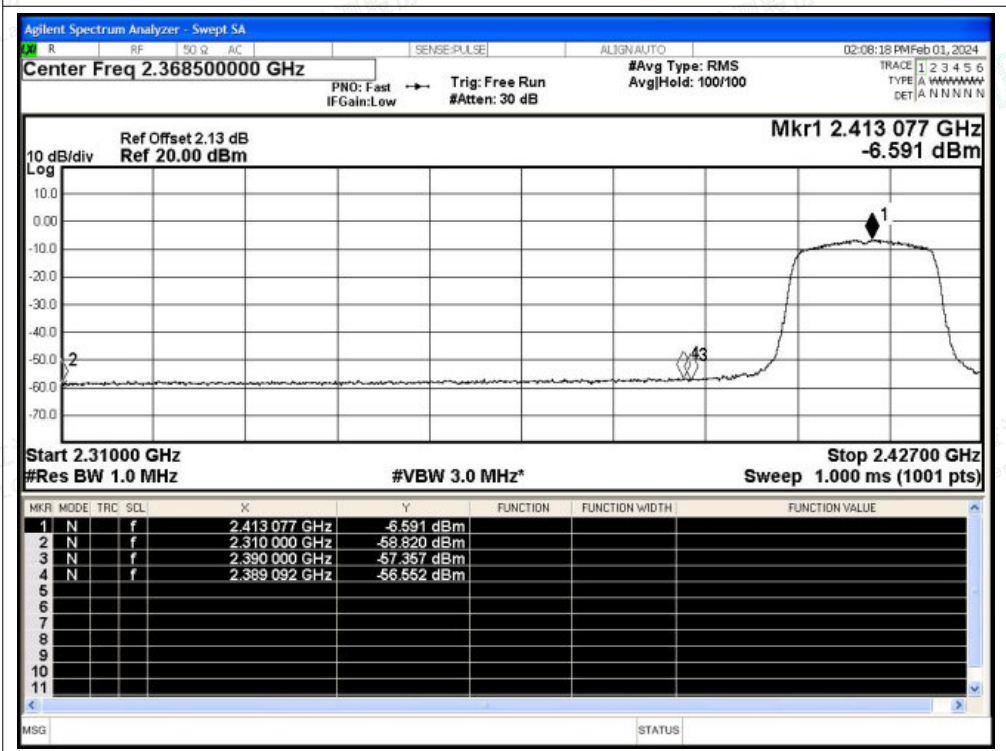




Restrict Band NVNT n20 2412MHz Ant2 Peak

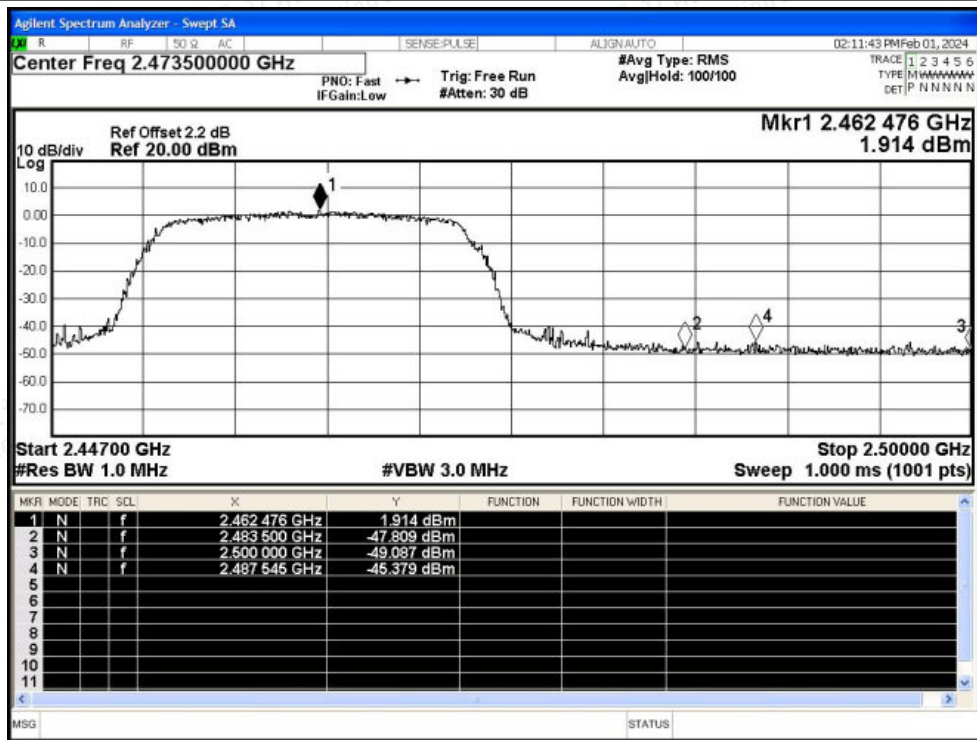


Restrict Band NVNT n20 2412MHz Ant2 Average

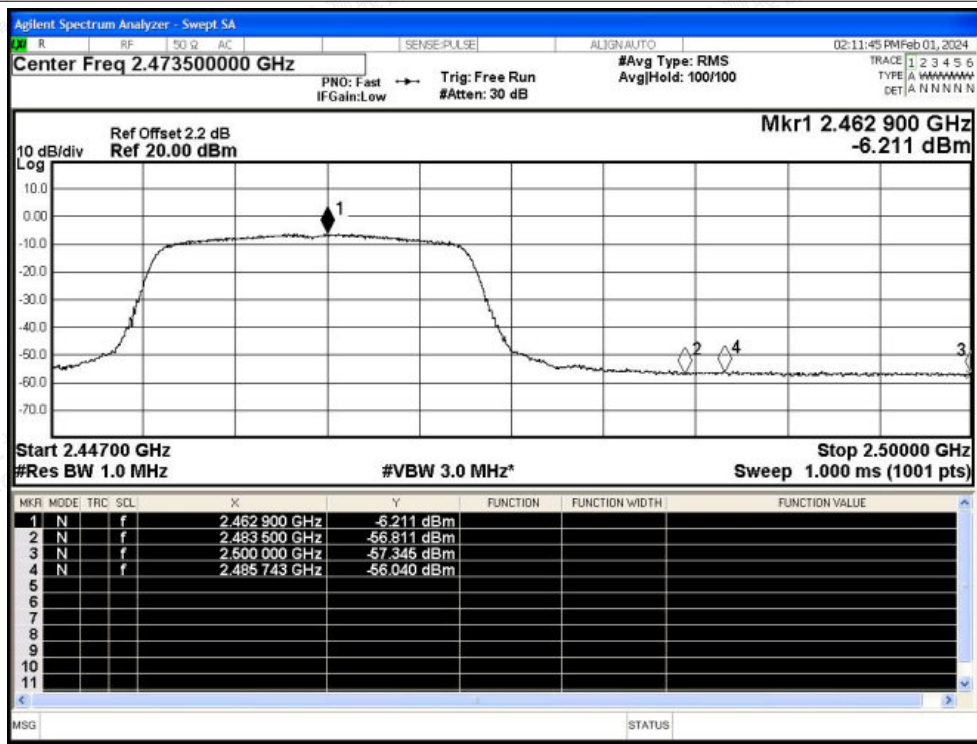




Restrict Band NVNT n20 2462MHz Ant2 Peak

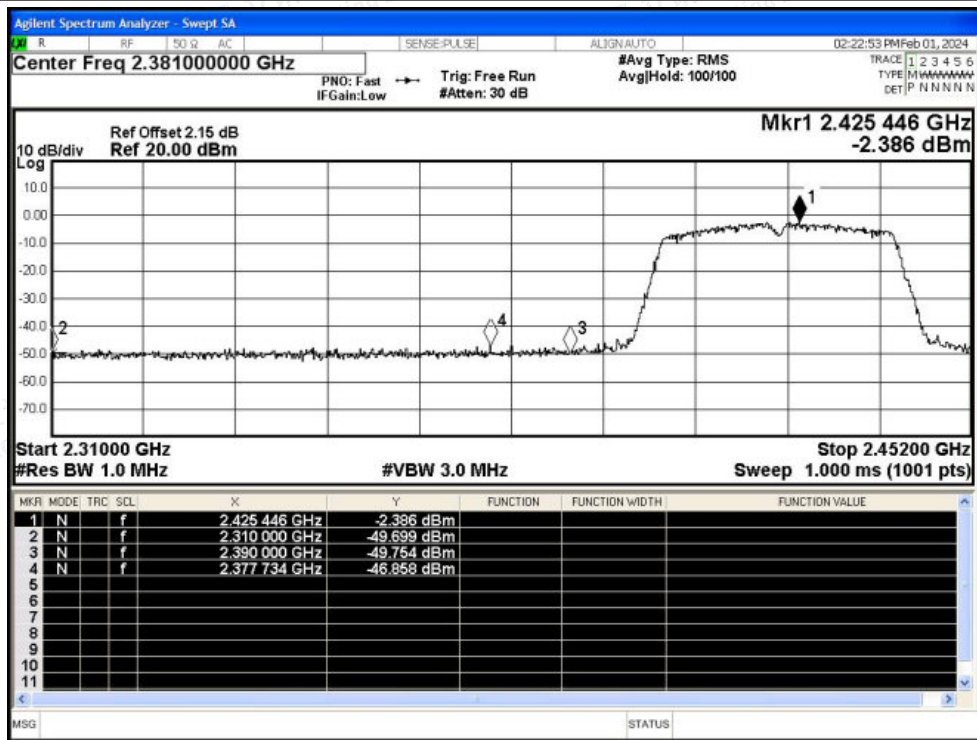


Restrict Band NVNT n20 2462MHz Ant2 Average

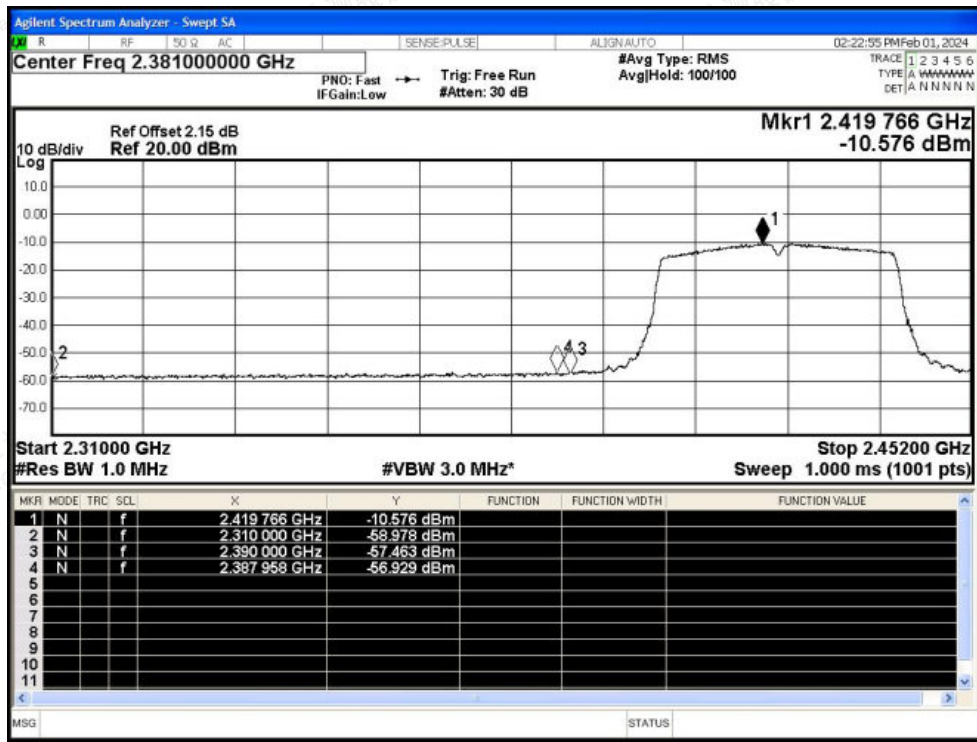




Restrict Band NVNT n40 2422MHz Ant2 Peak

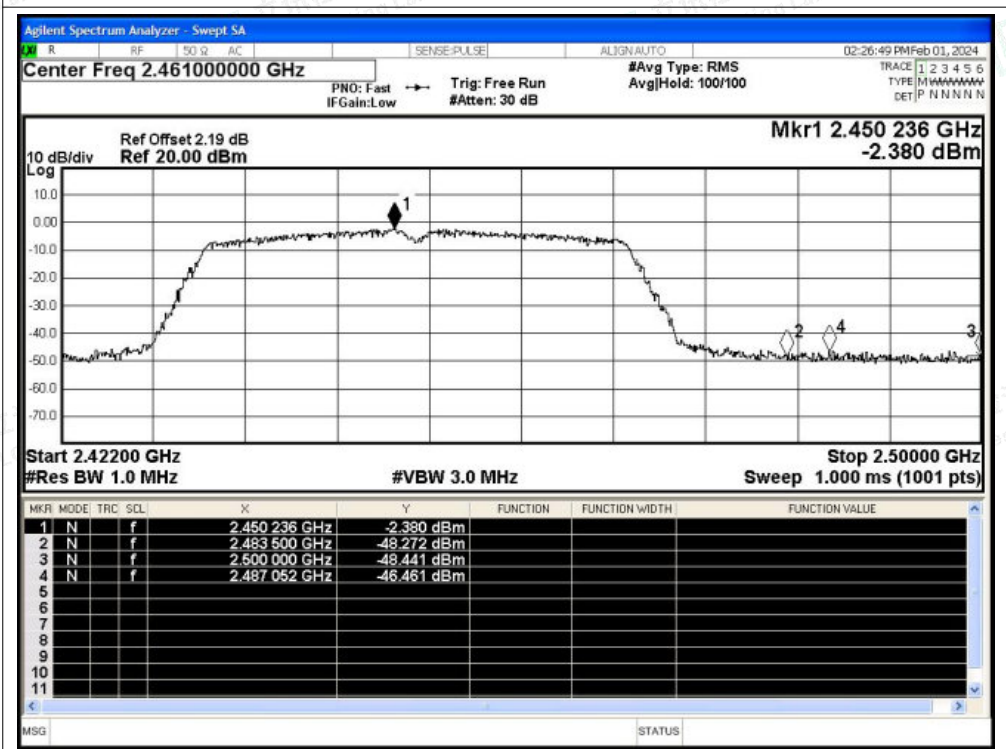


Restrict Band NVNT n40 2422MHz Ant2 Average





Restrict Band NVNT n40 2452MHz Ant2 Peak



Restrict Band NVNT n40 2452MHz Ant2 Average

