

FCC Radio Test Report

FCC ID: 2AC5EHP-6250AUBT

Original Grant

Report No. : TB-FCC149109
Applicant : HIGH HIT ENTERPRISE CO., LTD.
Equipment Under Test (EUT)
EUT Name : PA ACTIVE STEREO SPEAKER BUILT IN BLUETOOTH
Model No. : HP-6250AUBT
Series Model No. : Please see the page of 4
Brand Name : HIhits
Receipt Date : 2016-07-29
Test Date : 2016-07-30 to 2016-08-09
Issue Date : 2016-08-10
Standards : FCC Part 15: 2015, Subpart C(15.247)
Test Method : ANSI C63.10: 2013
Conclusions : **PASS**

In the configuration tested, the EUT complied with the standards specified above,
The EUT technically complies with the FCC requirements

Test/Witness Engineer :

WANG SU

Approved & Authorized :

Ray Shi



This report details the results of the testing carried out on one sample. The results contained in this test report do not relate to other samples of the same product. The manufacturer should ensure that all products in series production are in conformity with the product sample detailed in the report.

Contents

CONTENTS.....	2
1. GENERAL INFORMATION ABOUT EUT	4
1.1 Client Information.....	4
1.2 General Description of EUT (Equipment Under Test)	4
1.3 Block Diagram Showing the Configuration of System Tested.....	5
1.4 Description of Support Units	5
1.5 Description of Test Mode.....	6
1.6 Description of Test Software Setting	7
1.7 Measurement Uncertainty	7
1.8 Test Facility.....	8
2. TEST SUMMARY	9
3. TEST EQUIPMENT.....	10
4. CONDUCTED EMISSION TEST	11
4.1 Test Standard and Limit.....	11
4.2 Test Setup.....	11
4.3 Test Procedure.....	11
4.4 EUT Operating Mode	12
4.5 Test Data.....	12
5. RADIATED EMISSION TEST	17
5.1 Test Standard and Limit.....	17
5.2 Test Setup.....	18
5.3 Test Procedure.....	19
5.4 EUT Operating Condition	19
6. RESTRICTED BANDS REQUIREMENT	38
6.1 Test Standard and Limit.....	38
6.2 Test Setup.....	38
6.3 Test Procedure.....	38
6.4 EUT Operating Condition	39
6.4 Test Data.....	39
7. NUMBER OF HOPPING CHANNEL	52
7.1 Test Standard and Limit.....	52
7.2 Test Setup.....	52
7.3 Test Procedure.....	52
7.4 EUT Operating Condition	52
7.5 Test Data.....	52
8. AVERAGE TIME OF OCCUPANCY	54
8.1 Test Standard and Limit.....	54
8.2 Test Setup.....	54
8.3 Test Procedure.....	54

8.4 EUT Operating Condition	54
8.5 Test Data.....	55
9. CHANNEL SEPARATION AND BANDWIDTH TEST	73
9.1 Test Standard and Limit.....	73
9.2 Test Setup.....	73
9.3 Test Procedure.....	73
9.4 EUT Operating Condition	73
9.5 Test Data.....	74
10. PEAK OUTPUT POWER TEST.....	86
10.1 Test Standard and Limit	86
10.2 Test Setup.....	86
10.3 Test Procedure.....	86
10.4 EUT Operating Condition	86
10.5 Test Data.....	87
11. ANTENNA REQUIREMENT.....	93
11.1 Standard Requirement.....	93
11.2 Antenna Connected Construction.....	93

1. General Information about EUT

1.1 Client Information

Applicant : HIGH HIT ENTERPRISE CO., LTD.
Address : 6F-3,NO.29-1,LANE 169,KANG-NING ST.,SHI-CHIH CITY, TAIPEI HSIEN, TAIWAN
Manufacturer : HIGH HIT ELECTRONICS(SHENZHEN)CO., LTD
Address : BUILDING 25, AREA C, BUYONG INDUSTRIAL RD., SHAJING TOWN, BAOAN ZONE, SHENZHEN CITY

1.2 General Description of EUT (Equipment Under Test)

EUT Name	:	PA ACTIVE STEREO SPEAKER BUILT IN BLUETOOTH	
Models No.	:	HP-6250AUBT, HP-6250Abt, HP-6250AU, HP-6250A, HP-5240AU, HP-5240A, HP-5240AUbt, HP-5240Abt, HY-513A40, HY-513A40U, HY-513A40bt, HY-513A40Ubt	
Model Difference	:	All these models are identical in the same PCB layout and electrical circuit, the only difference is model name for commercial.	
Product Description	:	Operation Frequency:	Bluetooth 4.1+EDR: 2402~2480 MHz
	:	Number of Channel:	Bluetooth: 79 Channels <small>See Note 2</small>
	:	Max Peak Output Power:	Bluetooth: 4.029 dBm(GFSK)
	:	Antenna Gain:	0 dBi PCB Antenna
	:	Modulation Type:	GFSK 1Mbps(1 Mbps) π /4-DQPSK(2 Mbps) 8-DPSK(3 Mbps)
Power Supply	:	DC Voltage supplied from Switching Adapter.	
Power Rating	:	Input: AC 100-240V~50/60Hz 1.6A Output: 20V, 3.0A	
Connecting I/O Port(S)	:	Please refer to the User's Manual	

Note:

- (1) For a more detailed features description, please refer to the manufacturer's specifications or the User's Manual.
- (2) Channel List:

Bluetooth Channel List					
Channel	Frequency (MHz)	Channel	Frequency (MHz)	Channel	Frequency (MHz)
00	2402	27	2429	54	2456
01	2403	28	2430	55	2457
02	2404	29	2431	56	2458

03	2405	30	2432	57	2459
04	2406	31	2433	58	2460
05	2407	32	2434	59	2461
06	2408	33	2435	60	2462
07	2409	34	2436	61	2463
08	2410	35	2437	62	2464
09	2411	36	2438	63	2465
10	2412	37	2439	64	2466
11	2413	38	2440	65	2467
12	2414	39	2441	66	2468
13	2415	40	2442	67	2469
14	2416	41	2443	68	2470
15	2417	42	2444	69	2471
16	2418	43	2445	70	2472
17	2419	44	2446	71	2473
18	2420	45	2447	72	2474
19	2421	46	2448	73	2475
20	2422	47	2449	74	2476
21	2423	48	2450	75	2477
22	2424	49	2451	76	2478
23	2425	50	2452	77	2479
24	2426	51	2453	78	2480
25	2427	52	2454		
26	2428	53	2455		

(3) The Antenna information about the equipment is provided by the applicant.

1.3 Block Diagram Showing the Configuration of System Tested

AC Charging with TX Mode



1.4 Description of Support Units

The EUT has been test as an indenpedent unit

1.5 Description of Test Mode

To investigate the maximum EMI emission characteristics generates from EUT, the test system was pre-scanning tested base on the consideration of following EUT operation mode or test configuration mode which possible have effect on EMI emission level. Each of these EUT operation mode(s) or test configuration mode(s) mentioned follow was evaluated respectively.

For Conducted Test	
Final Test Mode	Description
Mode 1	AC Charging with TX GFSK Mode

For Radiated Test	
Final Test Mode	Description
Mode 1	AC Charging with TX GFSK Mode
Mode 2	TX Mode(GFSK) Channel 00/39/78
Mode 3	TX Mode($\pi/4$ -DQPSK) Channel 00/39/78
Mode 4	TX Mode(8-DPSK) Channel 00/39/78
Mode 5	Hopping Mode(GFSK)
Mode 6	Hopping Mode($\pi/4$ -DQPSK)
Mode 7	Hopping Mode(8-DPSK)

Note:

- (1) For all test, we have verified the construction and function in typical operation. And all the test modes were carried out with the EUT in transmitting operation in maximum power with all kinds of data rate. We have pretested all the test modes above.

According to ANSI C63.10 standards, the measurements are performed at the highest, middle, lowest available channels, and the worst case data rate as follows:

- TX Mode: GFSK (1 Mbps)
- TX Mode: $\pi/4$ -DQPSK (2 Mbps)
- TX Mode: 8-DPSK (3Mbps)

- (2) The EUT is considered a portable unit; it was pre-tested on the positioned of each 3 axis, X-plane, Y-plane and Z-plane. The worst case was found positioned on X-plane as the normal use. Therefore only the test data of this X-plane was used for radiated emission measurement test.

1.6 Description of Test Software Setting

During testing channel power controlling software provided by the customer was used to control the operating channel as well as the output power level. The RF output power selection is for the setting of RF output power expected by the customer and is going to be fixed on the firmware of the final end product power parameters of Bluetooth mode.

Test Software Version	Authentication Test Tool For EC/FCC		
Frequency	2402 MHz	2441MHz	2480 MHz
GFSK	DEF	DEF	DEF
$\pi/4$ -DQPSK	DEF	DEF	DEF
8-DPSK	DEF	DEF	DEF

1.7 Measurement Uncertainty

The reported uncertainty of measurement $y \pm U$, where expended uncertainty U is based on a standard uncertainty multiplied by a coverage factor of $k=2$, providing a level of confidence of approximately 95 %.

Test Item	Parameters	Expanded Uncertainty (U_{Lab})
Conducted Emission	Level Accuracy: 9kHz~150kHz	± 3.42 dB
	150kHz to 30MHz	± 3.42 dB
Radiated Emission	Level Accuracy: 9kHz to 30 MHz	± 4.60 dB
Radiated Emission	Level Accuracy: 30MHz to 1000 MHz	± 4.40 dB
Radiated Emission	Level Accuracy: Above 1000MHz	± 4.20 dB

1.8 Test Facility

The testing report were performed by the Shenzhen Toby Technology Co., Ltd., in their facilities located at 1A/F., Bldg.6, Yusheng Industrial Zone, The National Road No.107 Xixiang Section 467, Xixiang, Bao'an, Shenzhen, Guangdong, China. At the time of testing, the following bodies accredited the Laboratory:

CNAS (L5813)

The Laboratory has been accredited by CNAS to ISO/IEC 17025: 2005 General Requirements for the Competence of Testing and Calibration Laboratories for the competence in the field of testing. And the Registration No.: CNAS L5813.

FCC List No.: (811562)

The Laboratory is listed in the United States of American Federal Communications Commission (FCC), and the registration number is 811562.

IC Registration No.: (11950A-1)

The Laboratory has been registered by Certification and Engineering Bureau of Industry Canada for radio equipment testing. The site registration: Site# 11950A-1.

2. Test Summary

FCC Part 15 Subpart C(15.247)/ RSS 247 Issue 1				
Standard Section		Test Item	Judgment	Remark
FCC	IC			
15.203		Antenna Requirement	PASS	N/A
15.207	RSS-GEN 7.2.2	Conducted Emission	PASS	N/A
15.205	RSS-Gen 7.2.3	Restricted Bands	PASS	N/A
15.247(a)(1)	RSS 247 5.1 (2)	Hopping Channel Separation	PASS	N/A
15.247(a)(1)	RSS 247 5.1 (4)	Dwell Time	PASS	N/A
15.247(b)(1)	RSS 247 5.4 (2)	Peak Output Power	PASS	N/A
15.247(b)(1)	RSS 247 5.1 (4)	Number of Hopping Frequency	PASS	N/A
15.247(c)	RSS 247 5.5	Radiated Spurious Emission	PASS	N/A
15.247(a)	RSS 247 5.1 (1)	99% Occupied Bandwidth & 20dB Bandwidth	PASS	99%OBW GFSK:857.81kHz π /4-DQPSK: 1077.01kHz 8-DPSK: 1077.21KHz

Note: N/A is an abbreviation for Not Applicable.

3. Test Equipment

AC Main Conducted Emission					
Description	Manufacturer	Model No.	Serial No.	Cal. Date	Cal. Due Date
EMI Test Receiver	ROHDE& SCHWARZ	ESCI	100321	Jul. 22, 2016	Jul. 21, 2017
RF Switching Unit	Compliance Direction Systems Inc	RSU-A4	34403	Jul. 22, 2016	Jul. 21, 2017
L.I.S.N	Rohde & Schwarz	ENV216	101131	Jul. 22, 2016	Jul. 21, 2017
L.I.S.N	SCHWARZBECK	NNBL 8226-2	8226-2/164	Jul. 22, 2016	Jul. 21, 2017
Radiation Spurious Emission					
Description	Manufacturer	Model No.	Serial No.	Cal. Date	Cal. Due Date
Spectrum Analyzer	Agilent	E4407B	MY45106456	Jul. 22, 2016	Jul. 21, 2017
EMI Test Receiver	Rohde & Schwarz	ESPI	100010/007	Jul. 22, 2016	Jul. 21, 2017
Bilog Antenna	ETS-LINDGREN	3142E	00117537	Mar. 20, 2016	Mar. 19, 2017
Horn Antenna	ETS-LINDGREN	3117	00143207	Mar. 19, 2016	Mar. 18, 2017
Pre-amplifier	Sonoma	310N	185903	Mar. 20, 2016	Mar. 19, 2017
Pre-amplifier	HP	8447B	3008A00849	Mar. 26, 2016	Mar. 25, 2017
Cable	HUBER+SUHNER	100	SUCOFLEX	Mar. 26, 2016	Mar. 25, 2017
Positioning Controller	ETS-LINDGREN	2090	N/A	N/A	N/A
Antenna Conducted Emission					
Description	Manufacturer	Model No.	Serial No.	Cal. Date	Cal. Due Date
Spectrum Analyzer	Agilent	E4407B	MY45106456	Jul. 22, 2016	Jul. 21, 2017
EMI Test Receiver	Rohde & Schwarz	ESPI	100010/007	Jul. 22, 2016	Jul. 21, 2017

4. Conducted Emission Test

4.1 Test Standard and Limit

4.1.1 Test Standard

FCC Part 15.207

4.1.2 Test Limit

Conducted Emission Test Limit

Frequency	Maximum RF Line Voltage (dB μ V)	
	Quasi-peak Level	Average Level
150kHz~500kHz	66 ~ 56 *	56 ~ 46 *
500kHz~5MHz	56	46
5MHz~30MHz	60	50

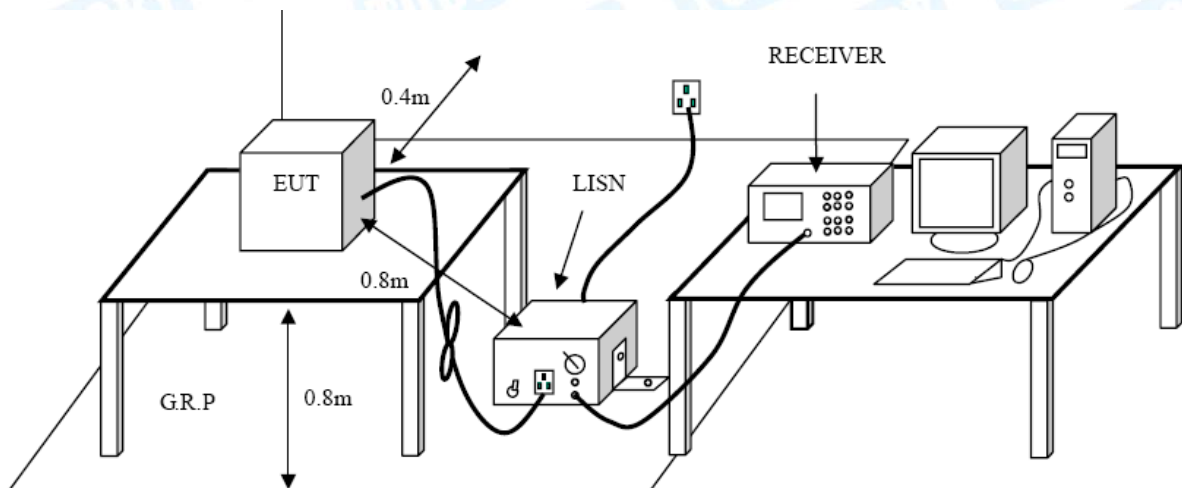
Notes:

(1) *Decreasing linearly with logarithm of the frequency.

(2) The lower limit shall apply at the transition frequencies.

(3) The limit decrease in line with the logarithm of the frequency in the range of 0.15 to 0.50MHz.

4.2 Test Setup



4.3 Test Procedure

The EUT was placed 0.8 meters from the horizontal ground plane with EUT being connected to the power mains through a line impedance stabilization network (LISN). All other support equipments powered from additional LISN(s). The LISN provide 50 Ohm/ 50uH of coupling impedance for the measuring instrument.

Interconnecting cables that hang closer than 40 cm to the ground plane shall be folded back and forth in the center forming a bundle 30 to 40 cm long.

I/O cables that are not connected to a peripheral shall be bundled in the center. The end of the cable may be terminated, if required, using the correct terminating impedance. The overall length shall not exceed 1 m.

LISN at least 80 cm from nearest part of EUT chassis

The bandwidth of EMI test receiver is set at 9kHz, and the test frequency band is from 0.15MHz to 30MHz.

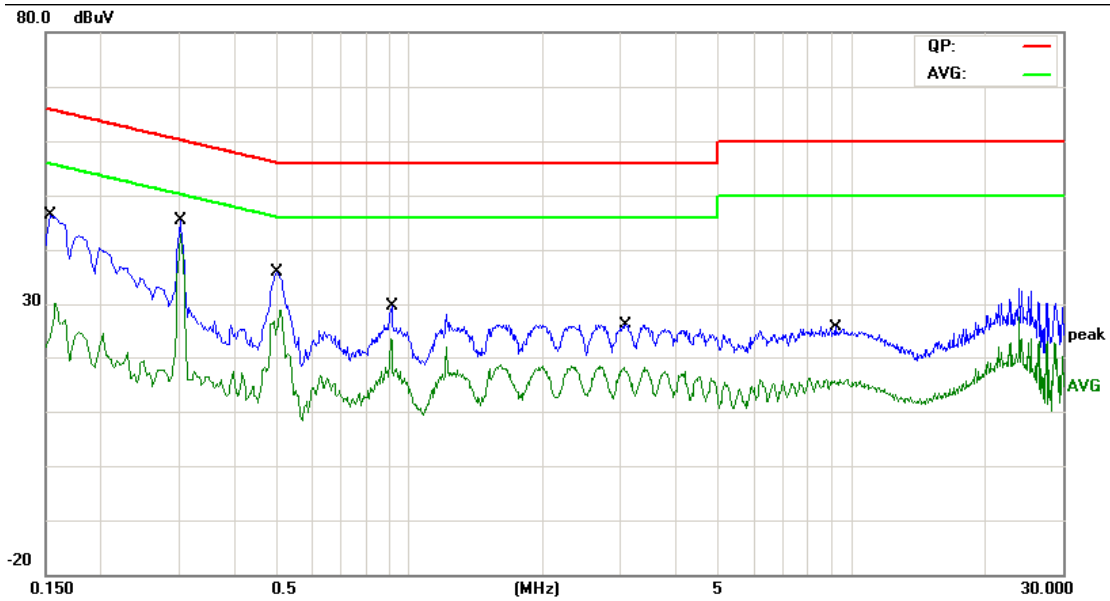
4.4 EUT Operating Mode

Please refer to the description of test mode.

4.5 Test Data

Test data please refer the following pages.

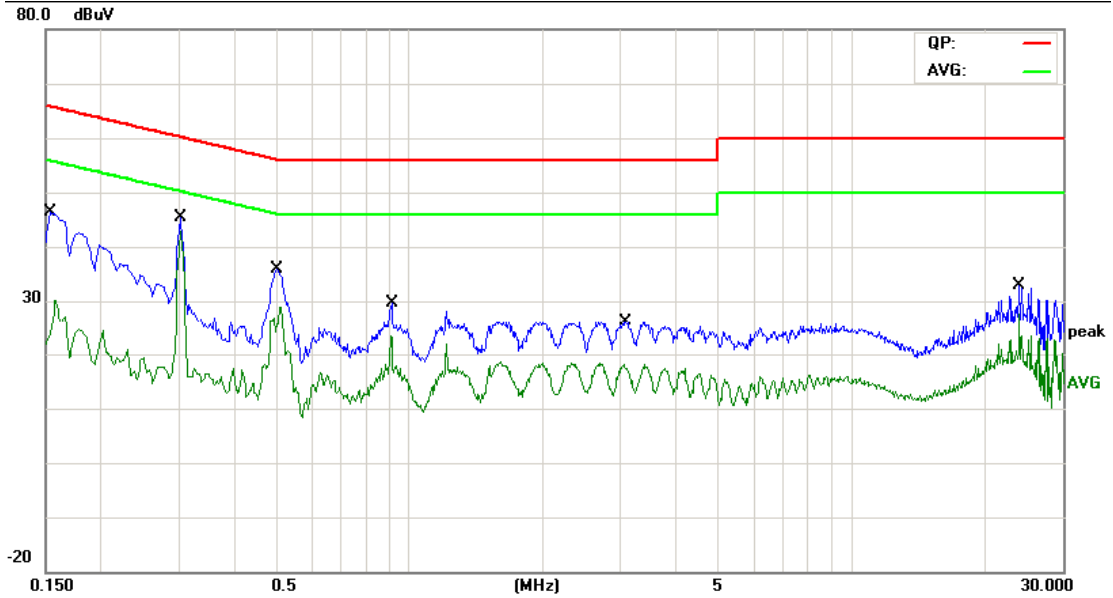
EUT:	PA ACTIVE STEREO SPEAKER BUILT IN BLUETOOTH	Model Name :	HP-6250AUBT
Temperature:	25°C	Relative Humidity:	55%
Test Voltage:	AC 120V/60 Hz		
Terminal:	Line		
Test Mode:	Charging with TX GFSK Mode 2402 MHz		
Remark:	Only worse case is reported		



No.	Mk.	Freq. MHz	Reading Level dBuV	Correct Factor dB	Measure- ment dBuV	Limit dBuV	Over dB	Detector
1		0.1539	32.97	10.12	43.09	65.78	-22.69	QP
2		0.1539	14.47	10.12	24.59	55.78	-31.19	AVG
3		0.3020	33.24	10.09	43.33	60.19	-16.86	QP
4	*	0.3020	31.87	10.09	41.96	50.19	-8.23	AVG
5		0.5020	25.88	10.02	35.90	56.00	-20.10	QP
6		0.5020	17.34	10.02	27.36	46.00	-18.64	AVG
7		0.9100	17.18	10.12	27.30	56.00	-28.70	QP
8		0.9100	12.45	10.12	22.57	46.00	-23.43	AVG
9		3.0740	13.98	10.06	24.04	56.00	-31.96	QP
10		3.0740	8.67	10.06	18.73	46.00	-27.27	AVG
11		9.1980	9.74	10.13	19.87	60.00	-40.13	QP
12		9.1980	3.52	10.13	13.65	50.00	-36.35	AVG

Emission Level= Read Level+ Correct Factor

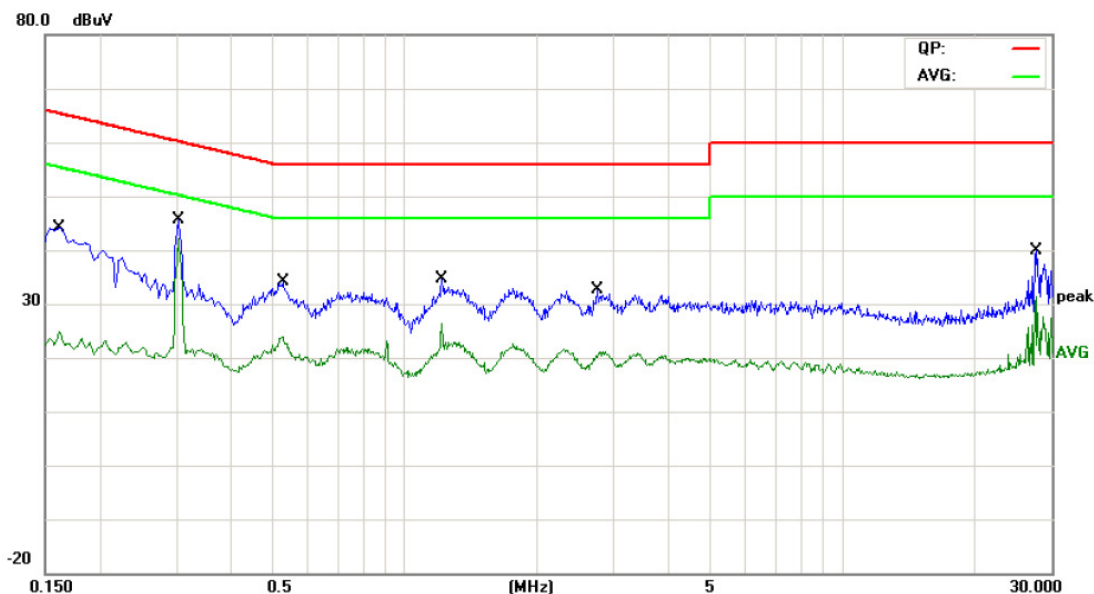
EUT:	PA ACTIVE STEREO SPEAKER BUILT IN BLUETOOTH	Model Name :	HP-6250AUBT
Temperature:	25°C	Relative Humidity:	55%
Test Voltage:	AC 120V/60 Hz		
Terminal:	Neutral		
Test Mode:	Charging with TX GFSK Mode 2402 MHz		
Remark:	Only worse case is reported		



No.	Mk.	Freq. MHz	Reading Level dBuV	Correct Factor dB	Measure- ment dBuV	Limit dBuV	Over dB	Detector
1		0.1539	33.71	10.12	43.83	65.78	-21.95	QP
2		0.1539	16.53	10.12	26.65	55.78	-29.13	AVG
3		0.3020	33.32	10.09	43.41	60.19	-16.78	QP
4	*	0.3020	31.96	10.09	42.05	50.19	-8.14	AVG
5		0.5020	27.18	10.02	37.20	56.00	-18.80	QP
6		0.5020	18.92	10.02	28.94	46.00	-17.06	AVG
7		0.9100	16.99	10.12	27.11	56.00	-28.89	QP
8		0.9100	12.22	10.12	22.34	46.00	-23.66	AVG
9		3.0740	11.21	10.06	21.27	56.00	-34.73	QP
10		3.0740	5.82	10.06	15.88	46.00	-30.12	AVG
11		24.0020	19.94	10.06	30.00	60.00	-30.00	QP
12		24.0020	17.41	10.06	27.47	50.00	-22.53	AVG

Emission Level= Read Level+ Correct Factor

EUT:	PA ACTIVE STEREO SPEAKER BUILT IN BLUETOOTH	Model Name :	HP-6250AUBT
Temperature:	25°C	Relative Humidity:	55%
Test Voltage:	AC 240V/60 Hz		
Terminal:	Line		
Test Mode:	Charging with TX GFSK Mode 2402 MHz		
Remark:	Only worse case is reported		



No.	Mk.	Freq. MHz	Reading Level dBuV	Correct Factor dB	Measure- ment dBuV	Limit dBuV	Over dB	Detector
1		0.1620	28.37	10.12	38.49	65.36	-26.87	QP
2		0.1620	12.46	10.12	22.58	55.36	-32.78	AVG
3		0.3020	33.90	10.09	43.99	60.19	-16.20	QP
4	*	0.3020	32.28	10.09	42.37	50.19	-7.82	AVG
5		0.5260	18.42	10.02	28.44	56.00	-27.56	QP
6		0.5260	13.00	10.02	23.02	46.00	-22.98	AVG
7		1.2100	18.78	10.14	28.92	56.00	-27.08	QP
8		1.2100	14.70	10.14	24.84	46.00	-21.16	AVG
9		2.7500	14.88	10.06	24.94	56.00	-31.06	QP
10		2.7500	9.71	10.06	19.77	46.00	-26.23	AVG
11		27.8380	26.72	10.12	36.84	60.00	-23.16	QP
12		27.8380	20.65	10.12	30.77	50.00	-19.23	AVG

Emission Level= Read Level+ Correct Factor

EUT:	PA ACTIVE STEREO SPEAKER BUILT IN BLUETOOTH	Model Name :	HP-6250AUBT
Temperature:	25°C	Relative Humidity:	55%
Test Voltage:	AC 240V/60 Hz		
Terminal:	Neutral		
Test Mode:	Charging with TX GFSK Mode 2402 MHz		
Remark:	Only worse case is reported		



No.	Mk.	Freq. MHz	Reading Level dBuV	Correct Factor dB	Measure- ment dBuV	Limit dBuV	Over dB	Detector
1		0.1539	29.14	9.93	39.07	65.78	-26.71	QP
2		0.1539	12.68	9.93	22.61	55.78	-33.17	AVG
3		0.3020	33.82	10.02	43.84	60.19	-16.35	QP
4	*	0.3020	32.09	10.02	42.11	50.19	-8.08	AVG
5		0.5299	18.41	10.03	28.44	56.00	-27.56	QP
6		0.5299	12.87	10.03	22.90	46.00	-23.10	AVG
7		1.2059	16.80	10.06	26.86	56.00	-29.14	QP
8		1.2059	12.54	10.06	22.60	46.00	-23.40	AVG
9		2.3140	16.62	10.05	26.67	56.00	-29.33	QP
10		2.3140	11.15	10.05	21.20	46.00	-24.80	AVG
11		29.9460	24.39	10.26	34.65	60.00	-25.35	QP
12		29.9460	18.27	10.26	28.53	50.00	-21.47	AVG

Emission Level= Read Level+ Correct Factor

5. Radiated Emission Test

5.1 Test Standard and Limit

- 5.1.1 Test Standard
FCC Part 15.209
- 5.1.2 Test Limit

Radiated Emission Limit (9 kHz~1000MHz)

Frequency (MHz)	Field Strength (microvolt/meter)	Measurement Distance (meters)
0.009~0.490	2400/F(KHz)	300
0.490~1.705	24000/F(KHz)	30
1.705~30.0	30	30
30~88	100	3
88~216	150	3
216~960	200	3
Above 960	500	3

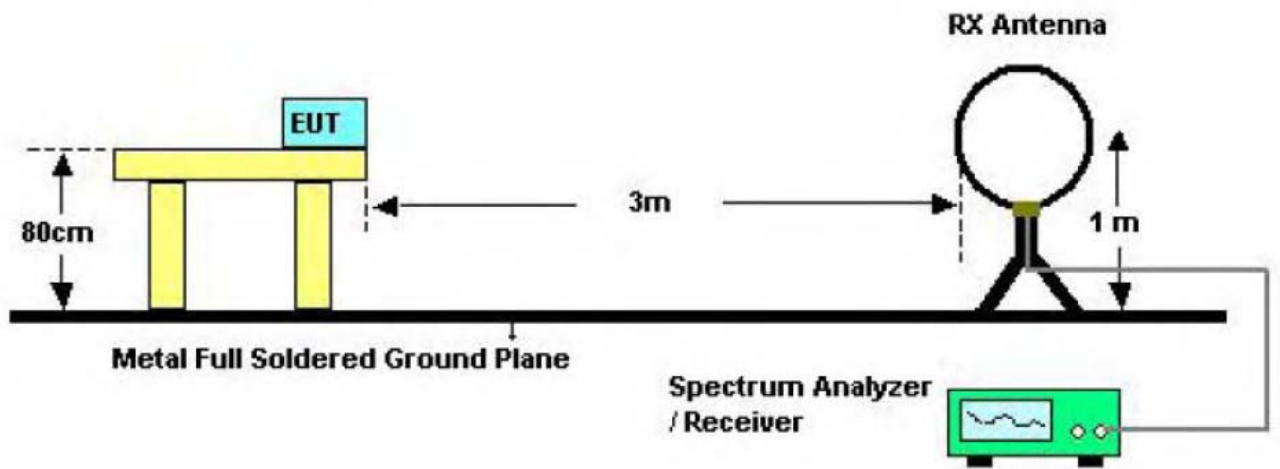
Radiated Emission Limit (Above 1000MHz)

Frequency (MHz)	Class B (dBuV/m)(at 3m)	
	Peak	Average
Above 1000	74	54

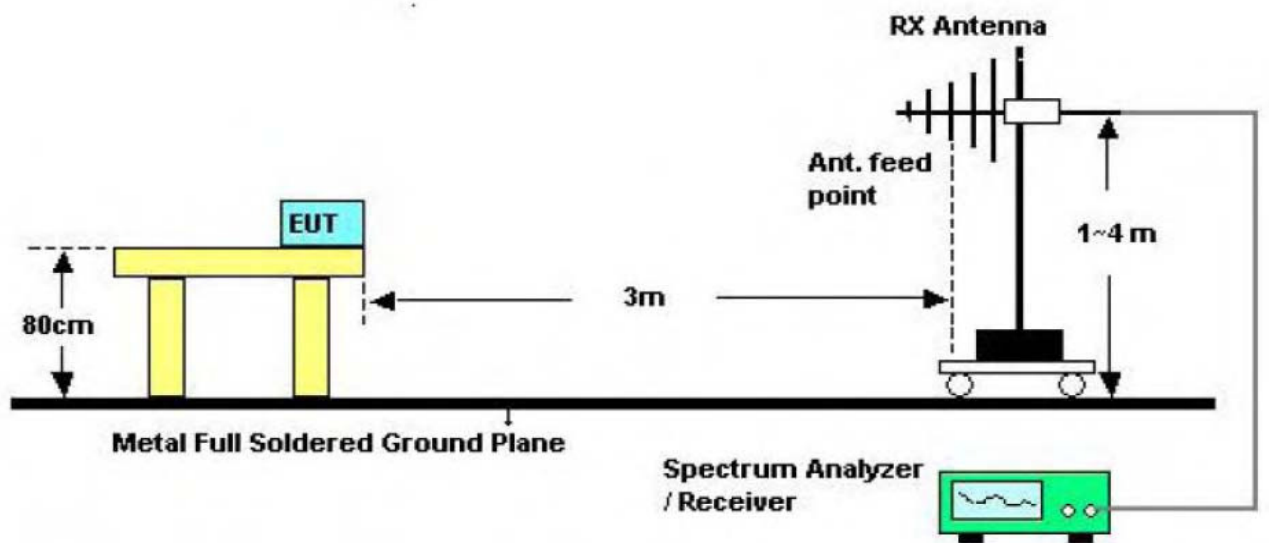
Note:

- (1) The tighter limit applies at the band edges.
- (2) Emission Level (dBuV/m)=20log Emission Level (uV/m)

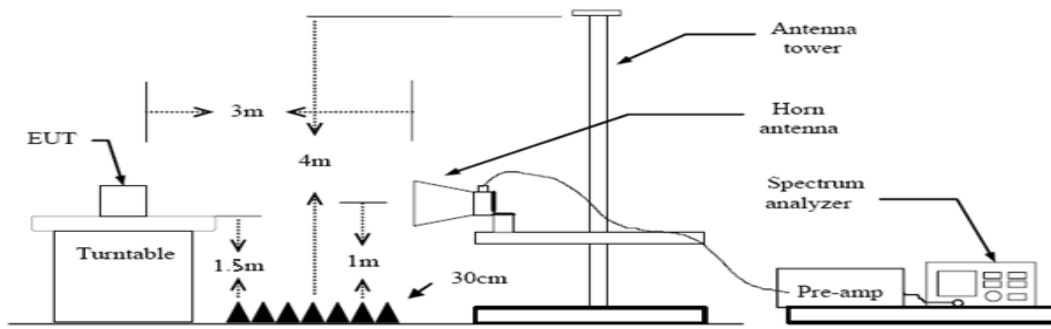
5.2 Test Setup



Below 30MHz Test Setup



Below 1000MHz Test Setup



Above 1GHz Test Setup

5.3 Test Procedure

- (1) The measuring distance of 3m shall be used for measurements at frequency up to 1GHz and above 1 GHz. The EUT was placed on a rotating 0.8m high above ground, the table was rotated 360 degrees to determine the position of the highest radiation.
- (2) Measurements at frequency above 1GHz. The EUT was placed on a rotating 1.5m high above the ground. RF absorbers covered the ground plane with a minimum area of 3.0m by 3.0m between the EUT and measurement receiver antenna. The RF absorber shall not exceed 30cm in high above the conducting floor. The table was rotated 360 degrees to determine the position of the highest radiation.
- (3) The Test antenna shall vary between 1m and 4m, Both Horizontal and Vertical antenna are set to make measurement.
- (4) The initial step in collecting conducted emission data is a spectrum analyzer peak detector mode pre-scanning the measurement frequency range. Significant peaks are then marked and then Quasi Peak detector mode re-measured.
- (5) If the Peak Mode measured value compliance with and lower than Quasi Peak Mode Limit Bellow 1 GHz, the EUT shall be deemed to meet QP Limits and then no additional QP Mode measurement performed. But the Peak Value and average value both need to comply with applicable limit above 1 GHz.
- (6) Testing frequency range below 1GHz the measuring instrument use VBW=120 kHz with Quasi-peak detection.
- (7) Testing frequency range above 1GHz the measuring instrument use RBW=1 MHz and VBW=3 MHz with Peak Detector for Peak Values, and use RBW=1 MHz and VBW=10 Hz with Peak Detector for Average Values.
- (8) For the actual test configuration, please see the test setup photo.

5.4 EUT Operating Condition

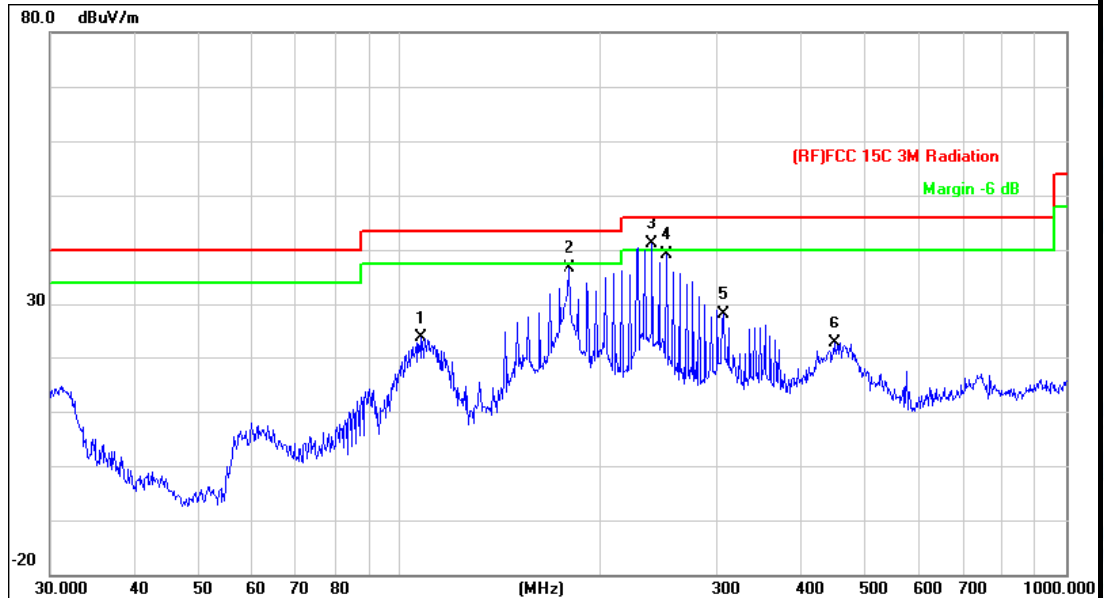
The Equipment Under Test was set to Continual Transmitting in maximum power in TX mode.

5.5 Test Data

Remark: During testing above 1GHz the measuring instrument use RBW=1 MHz and VBW=3 MHz with Peak Detector for Peak Values, and use RBW=1 MHz and VBW=1 kHz with Peak Detector for Average Values.

Test data please refer the following pages.

EUT:	PA ACTIVE STEREO SPEAKER BUILT IN BLUETOOTH	Model Name :	HP-6250AUBT
Temperature:	25°C	Relative Humidity:	55%
Test Voltage:	AC120V/60Hz		
Ant. Pol.	Horizontal		
Test Mode:	TX GFSK Mode 2402MHz		
Remark:	Only worse case is reported		

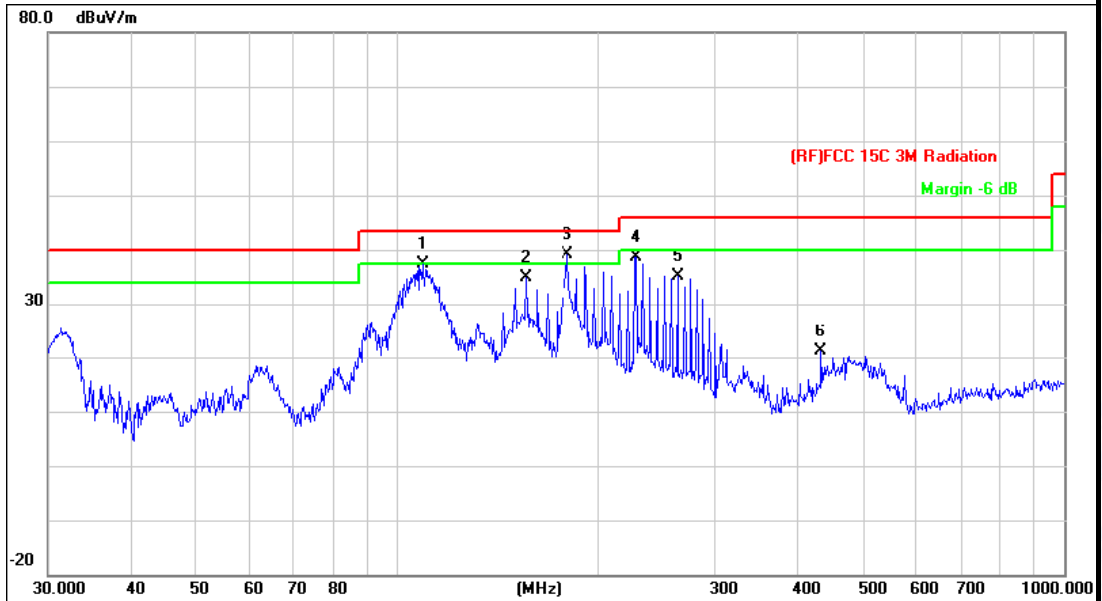


No.	Mk.	Freq.	Reading Level	Correct Factor	Measurement	Limit	Over	Detector
		MHz	dBuV	dB/m	dBuV/m	dBuV/m	dB	
1		107.8877	55.52	-31.86	23.66	43.50	-19.84	peak
2		180.0165	66.77	-30.26	36.51	43.50	-6.99	peak
3	*	239.9874	69.24	-28.18	41.06	46.00	-4.94	peak
4		252.0627	66.68	-27.65	39.03	46.00	-6.97	peak
5		306.7537	54.43	-26.39	28.04	46.00	-17.96	peak
6		449.5558	44.64	-21.99	22.65	46.00	-23.35	peak

*:Maximum data x:Over limit !:over margin

Emission Level= Read Level+ Correct Factor

EUT:	PA ACTIVE STEREO SPEAKER BUILT IN BLUETOOTH	Model Name :	HP-6250AUBT
Temperature:	25°C	Relative Humidity:	55%
Test Voltage:	AC120V60Hz		
Ant. Pol.	Vertical		
Test Mode:	TX GFSK Mode 2402MHz		
Remark:	Only worse case is reported		

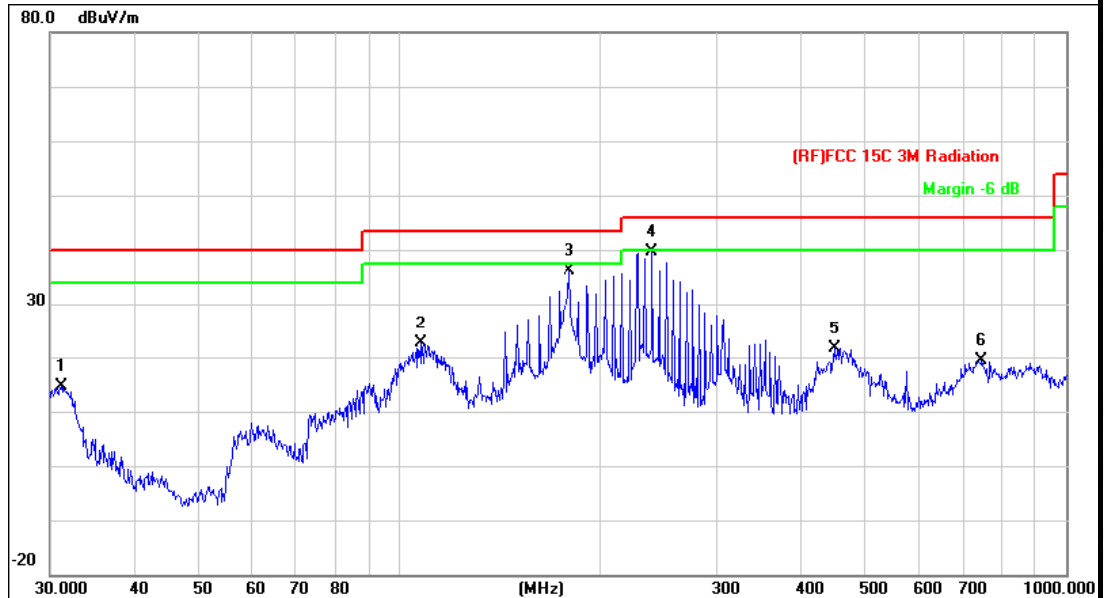


No.	Mk.	Freq. MHz	Reading Level dBuV	Correct Factor dB/m	Measure- ment dBuV/m	Limit dBuV/m	Over dB	Detector
1		109.0286	69.15	-31.85	37.30	43.50	-6.20	peak
2		155.9101	65.53	-30.58	34.95	43.50	-8.55	peak
3	*	180.0165	69.31	-30.26	39.05	43.50	-4.45	peak
4		228.4904	67.30	-28.74	38.56	46.00	-7.44	peak
5		263.8190	62.65	-27.40	35.25	46.00	-10.75	peak
6		432.5457	43.44	-22.30	21.14	46.00	-24.86	peak

*:Maximum data x:Over limit !:over margin

Emission Level= Read Level+ Correct Factor

EUT:	PA ACTIVE STEREO SPEAKER BUILT IN BLUETOOTH	Model Name :	HP-6250AUBT
Temperature:	25°C	Relative Humidity:	55%
Test Voltage:	AC 120V/60Hz		
Ant. Pol.	Horizontal		
Test Mode:	TX $\pi/4$ -DQPSK Mode 2402MHz		
Remark:	Only worse case is reported		

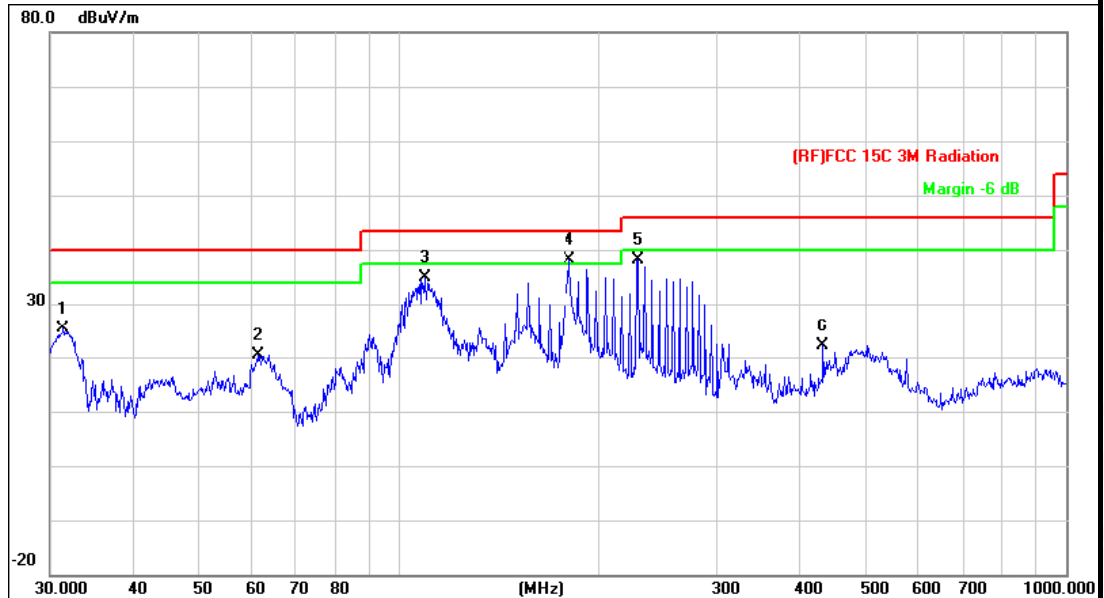


No.	Mk.	Freq. MHz	Reading Level dBuV	Correct Factor dB/m	Measure- ment dBuV/m	Limit dBuV/m	Over dB	Detector
1		31.1798	39.44	-24.87	14.57	40.00	-25.43	peak
2		107.8876	54.52	-31.86	22.66	43.50	-20.84	peak
3		180.0165	66.27	-30.26	36.01	43.50	-7.49	peak
4	*	239.9874	67.74	-28.18	39.56	46.00	-6.44	peak
5		449.5557	43.64	-21.99	21.65	46.00	-24.35	peak
6		747.4825	35.41	-15.99	19.42	46.00	-26.58	peak

*:Maximum data x:Over limit !:over margin

Emission Level= Read Level+ Correct Factor

EUT:	PA ACTIVE STEREO SPEAKER BUILT IN BLUETOOTH	Model Name :	HP-6250AUBT
Temperature:	25°C	Relative Humidity:	55%
Test Voltage:	AC 120V/60Hz		
Ant. Pol.	Vertical		
Test Mode:	TX $\pi/4$ -DQPSK Mode 2402MHz		
Remark:	Only worse case is reported		

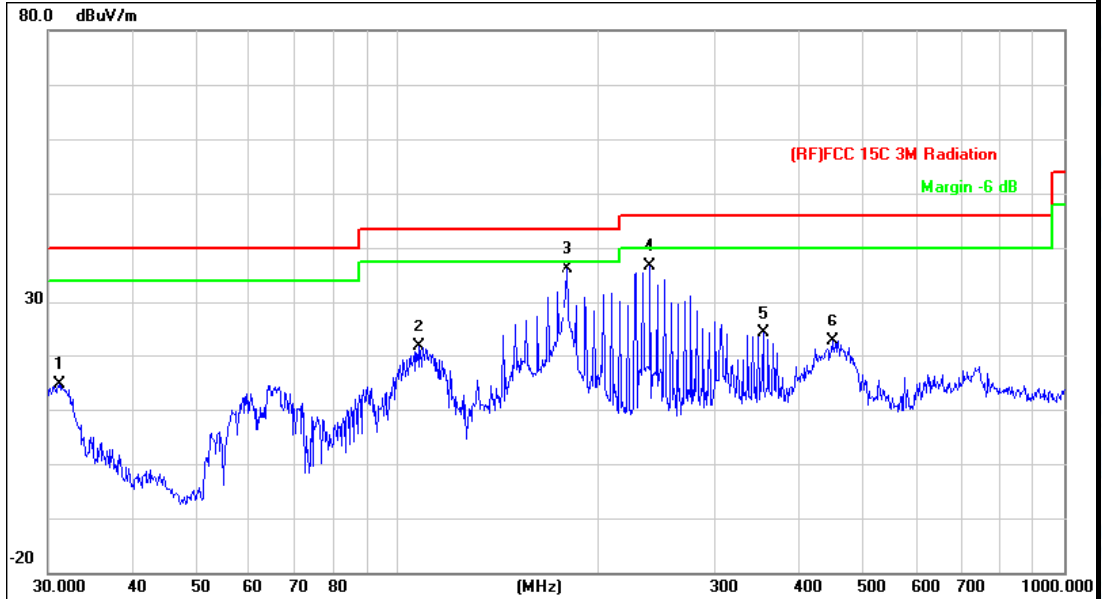


No.	Mk.	Freq. MHz	Reading Level dBuV	Correct Factor dB/m	Measure- ment dBuV/m	Limit dBuV/m	Over dB	Detector
1		31.3992	50.29	-25.01	25.28	40.00	-14.72	peak
2		61.3462	54.93	-34.48	20.45	40.00	-19.55	peak
3		109.0284	66.65	-31.85	34.80	43.50	-8.70	peak
4	*	180.0165	68.31	-30.26	38.05	43.50	-5.45	peak
5		228.4901	66.80	-28.74	38.06	46.00	-7.94	peak
6		432.5457	44.44	-22.30	22.14	46.00	-23.86	peak

*:Maximum data x:Over limit !:over margin

Emission Level= Read Level+ Correct Factor

EUT:	PA ACTIVE STEREO SPEAKER BUILT IN BLUETOOTH	Model Name :	HP-6250AUBT
Temperature:	25°C	Relative Humidity:	55%
Test Voltage:	AC 120V/60Hz		
Ant. Pol.	Horizontal		
Test Mode:	TX 8-DPSK Mode 2402MHz		
Remark:	Only worse case is reported		

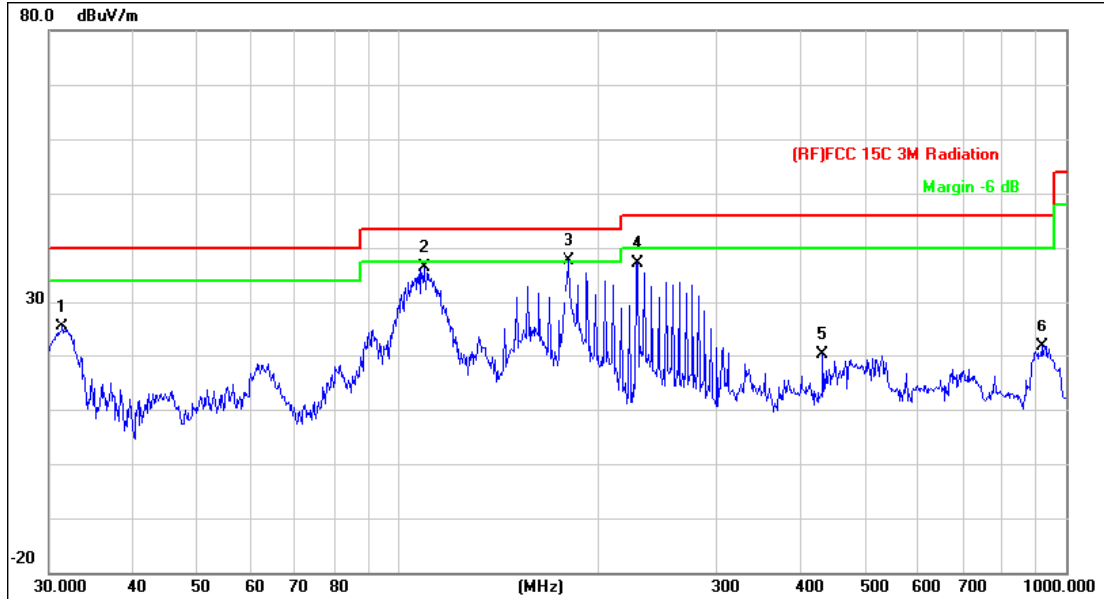


No.	Mk.	Freq. MHz	Reading Level dBuV	Correct Factor dB/m	Measurement dBuV/m	Limit dBuV/m	Over dB	Detector
1		31.1798	39.44	-24.87	14.57	40.00	-25.43	peak
2		107.8876	53.52	-31.86	21.66	43.50	-21.84	peak
3	*	180.0165	66.27	-30.26	36.01	43.50	-7.49	peak
4		239.9874	64.74	-28.18	36.56	46.00	-9.44	peak
5		354.1831	48.35	-24.14	24.21	46.00	-21.79	peak
6		449.5557	44.64	-21.99	22.65	46.00	-23.35	peak

*:Maximum data x:Over limit !:over margin

Emission Level= Read Level+ Correct Factor

EUT:	PA ACTIVE STEREO SPEAKER BUILT IN BLUETOOTH	Model Name :	HP-6250AUBT
Temperature:	25°C	Relative Humidity:	55%
Test Voltage:	AC 120V/60Hz		
Ant. Pol.	Vertical		
Test Mode:	TX 8-DPSK Mode 2402MHz		
Remark:	Only worse case is reported		

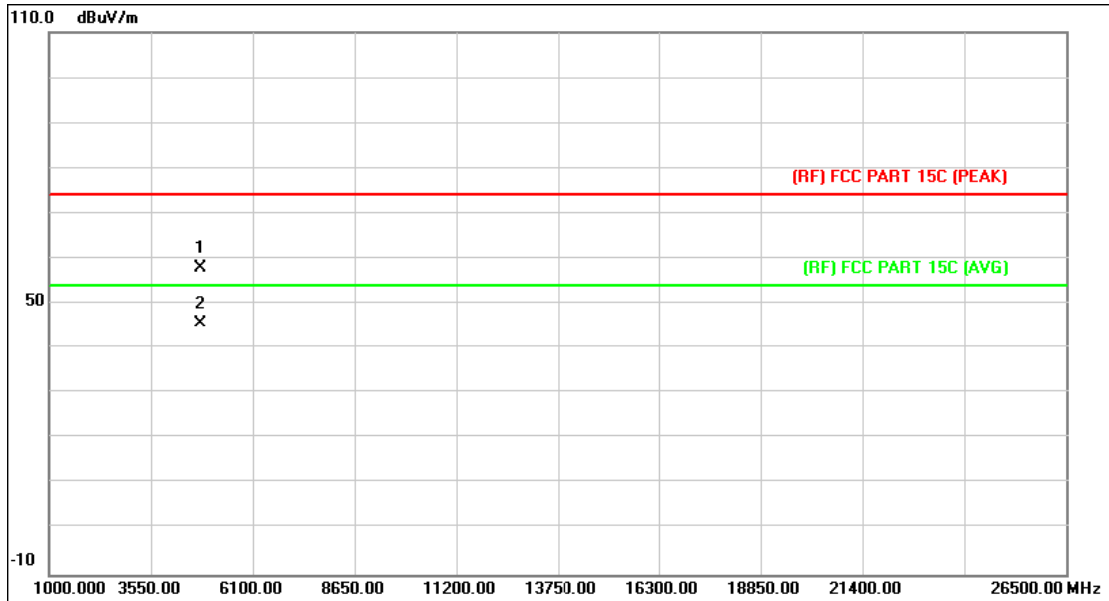


No.	Mk.	Freq. MHz	Reading Level dBuV	Correct Factor dB/m	Measure- ment dBuV/m	Limit dBuV/m	Over dB	Detector
1		31.3992	50.29	-25.01	25.28	40.00	-14.72	peak
2		109.0284	68.15	-31.85	36.30	43.50	-7.20	peak
3	*	180.0165	67.81	-30.26	37.55	43.50	-5.95	peak
4		228.4901	65.80	-28.74	37.06	46.00	-8.94	peak
5		432.5457	42.44	-22.30	20.14	46.00	-25.86	peak
6		919.2866	35.07	-13.36	21.71	46.00	-24.29	peak

*:Maximum data x:Over limit !:over margin

Emission Level= Read Level+ Correct Factor

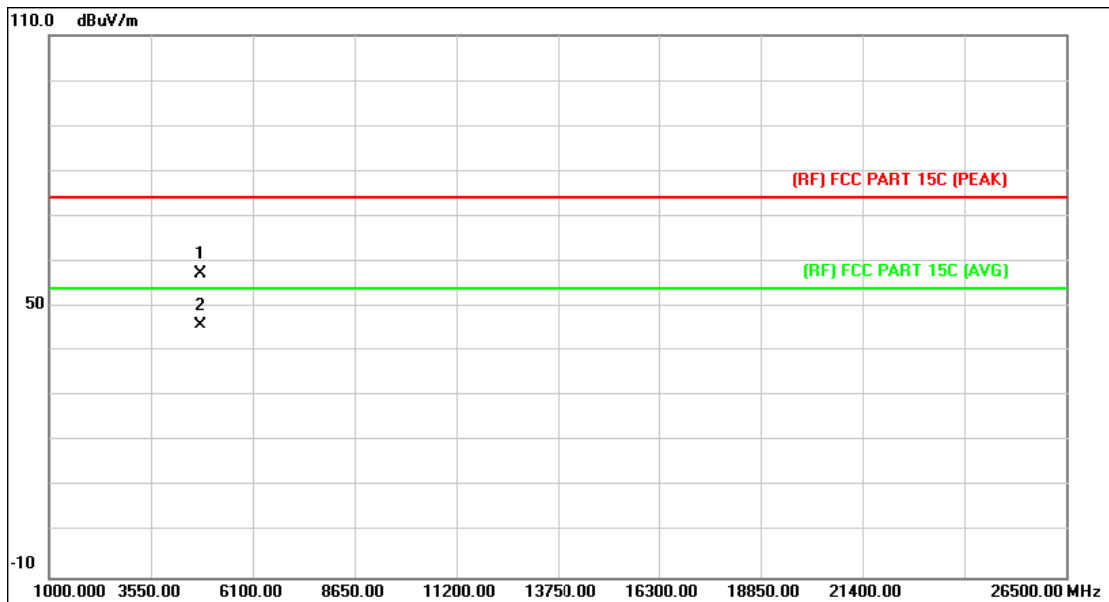
EUT:	PA ACTIVE STEREO SPEAKER BUILT IN BLUETOOTH	Model Name :	HP-6250AUBT
Temperature:	25°C	Relative Humidity:	55%
Test Voltage:	AC 120V/60Hz		
Ant. Pol.	Horizontal		
Test Mode:	TX GFSK Mode 2402MHz		
Remark:	No report for the emission which more than 10 dB below the prescribed limit.		



No.	Mk.	Freq. MHz	Reading Level dBuV	Correct Factor dB/m	Measure- ment dBuV/m	Limit dBuV/m	Over dB	Detector
1		4802.956	44.49	13.43	57.92	74.00	-16.08	peak
2	*	4803.730	32.19	13.44	45.63	54.00	-8.37	AVG

Emission Level= Read Level+ Correct Factor

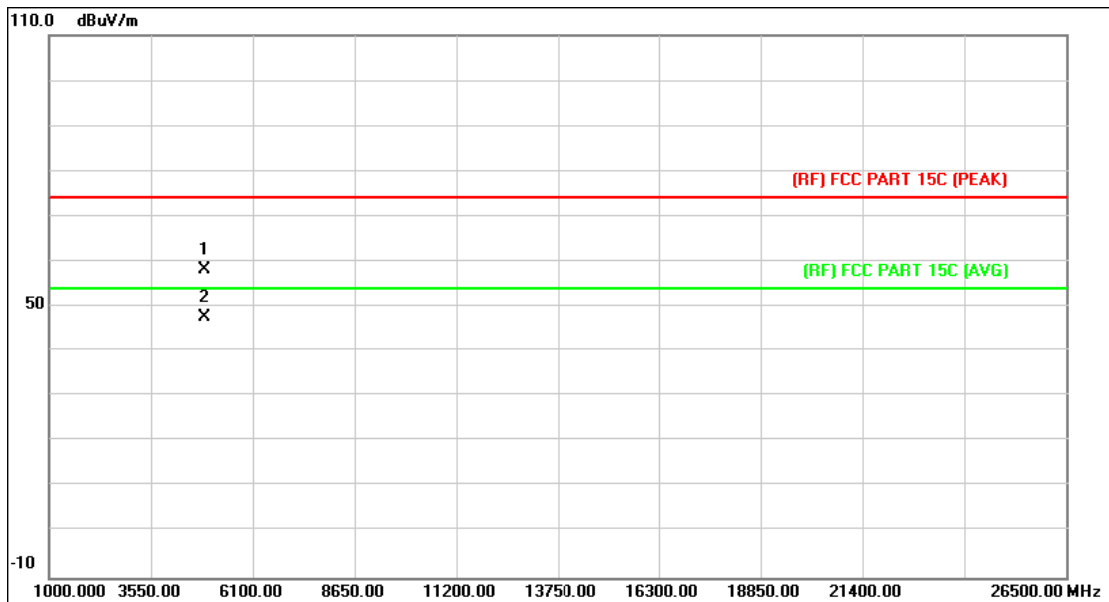
EUT:	PA ACTIVE STEREO SPEAKER BUILT IN BLUETOOTH	Model Name :	HP-6250AUBT
Temperature:	25°C	Relative Humidity:	55%
Test Voltage:	AC 120V/60Hz		
Ant. Pol.	Vertical		
Test Mode:	TX GFSK Mode 2402MHz		
Remark:	No report for the emission which more than 10 dB below the prescribed limit.		



No.	Mk.	Freq.	Reading Level	Correct Factor	Measurement	Limit	Over	Detector
		MHz	dBuV	dB/m	dBuV/m	dBuV/m	dB	
1		4803.628	43.88	13.44	57.32	74.00	-16.68	peak
2	*	4803.814	32.48	13.44	45.92	54.00	-8.08	AVG

Emission Level= Read Level+ Correct Factor

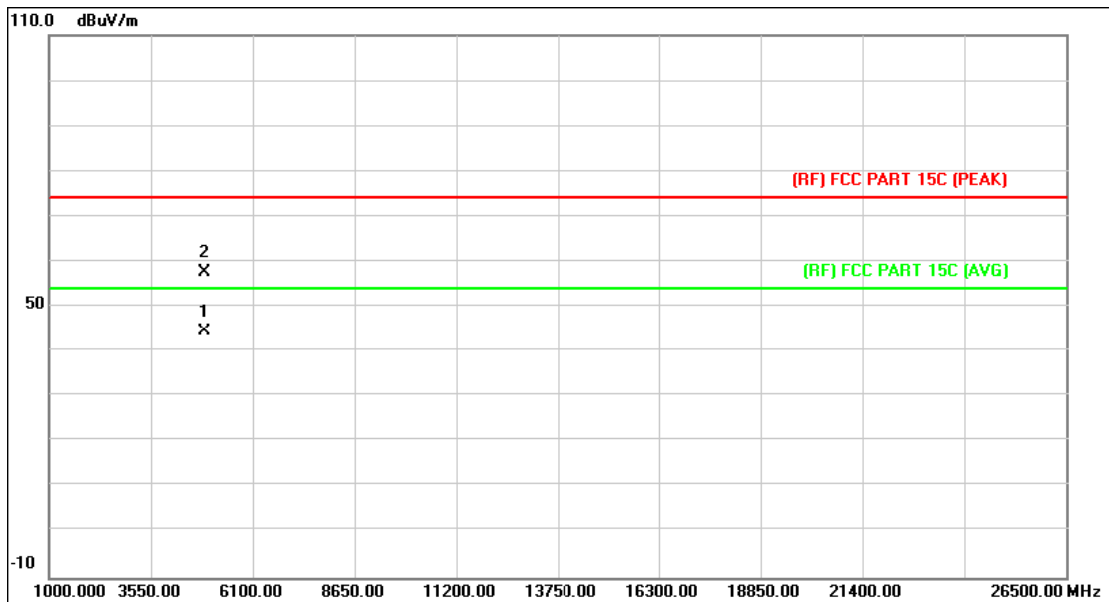
EUT:	PA ACTIVE STEREO SPEAKER BUILT IN BLUETOOTH	Model Name :	HP-6250AUBT
Temperature:	25°C	Relative Humidity:	55%
Test Voltage:	AC 120V/60Hz		
Ant. Pol.	Horizontal		
Test Mode:	TX GFSK Mode 2441MHz		
Remark:	No report for the emission which more than 10 dB below the prescribed limit.		



No.	Mk.	Freq. MHz	Reading Level dBuV	Correct Factor dB/m	Measure- ment dBuV/m	Limit dBuV/m	Over dB	Detector
1		4881.445	44.49	13.90	58.39	74.00	-15.61	peak
2	*	4881.742	33.96	13.90	47.86	54.00	-6.14	AVG

Emission Level= Read Level+ Correct Factor

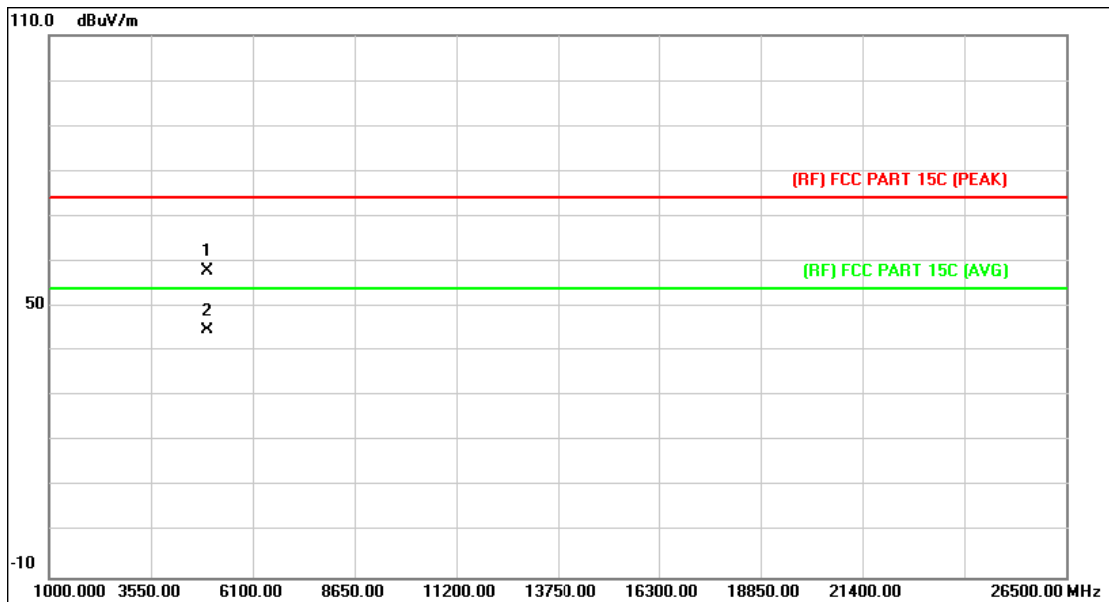
EUT:	PA ACTIVE STEREO SPEAKER BUILT IN BLUETOOTH	Model Name :	HP-6250AUBT
Temperature:	25°C	Relative Humidity:	55%
Test Voltage:	AC 120V/60Hz		
Ant. Pol.	Vertical		
Test Mode:	TX GFSK Mode 2441MHz		
Remark:	No report for the emission which more than 10 dB below the prescribed limit.		



No.	Mk.	Freq. MHz	Reading Level dBuV	Correct Factor dB/m	Measure- ment dBuV/m	Limit dBuV/m	Over dB	Detector
1	*	4881.679	30.46	13.90	44.36	54.00	-9.64	AVG
2		4882.180	43.76	13.90	57.66	74.00	-16.34	peak

Emission Level= Read Level+ Correct Factor

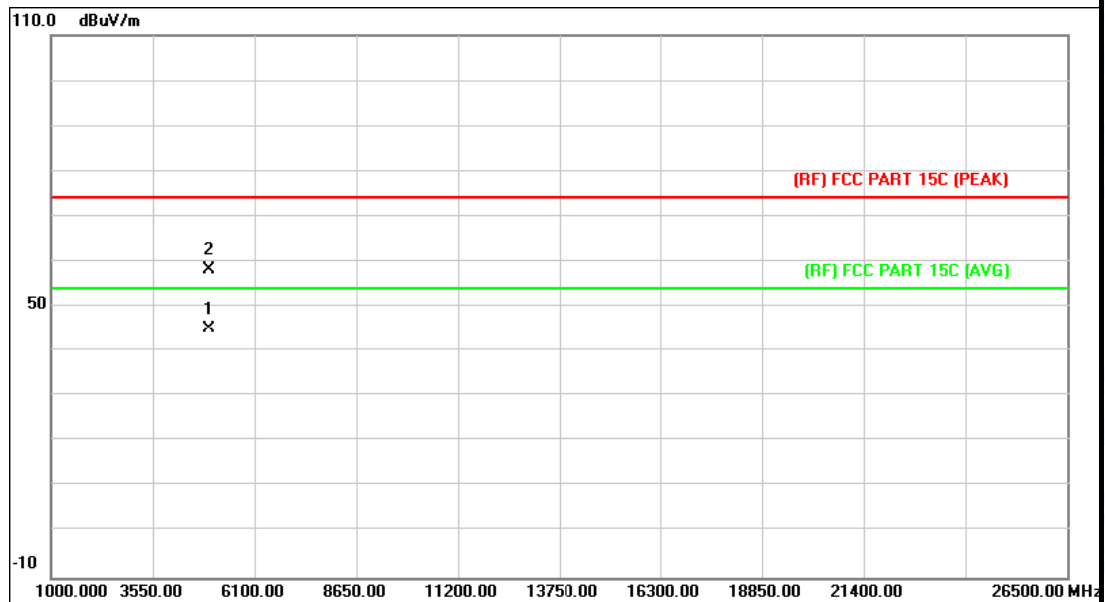
EUT:	PA ACTIVE STEREO SPEAKER BUILT IN BLUETOOTH	Model Name :	HP-6250AUBT
Temperature:	25°C	Relative Humidity:	55%
Test Voltage:	AC 120V/60Hz		
Ant. Pol.	Horizontal		
Test Mode:	TX GFSK Mode 2480MHz		
Remark:	No report for the emission which more than 10 dB below the prescribed limit.		



No.	Mk.	Freq.	Reading Level	Correct Factor	Measurement	Limit	Over	
		MHz	dBuV	dB/m	dBuV/m	dBuV/m	dB	Detector
1		4958.956	43.53	14.35	57.88	74.00	-16.12	peak
2	*	4959.895	30.32	14.36	44.68	54.00	-9.32	AVG

Emission Level= Read Level+ Correct Factor

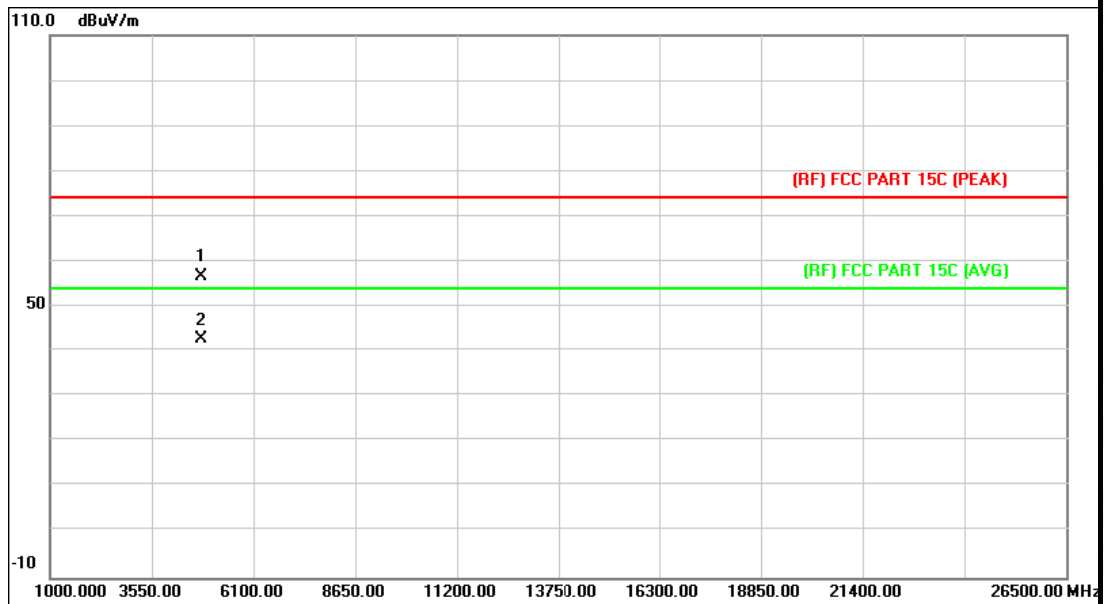
EUT:	PA ACTIVE STEREO SPEAKER BUILT IN BLUETOOTH	Model Name :	HP-6250AUBT
Temperature:	25°C	Relative Humidity:	55%
Test Voltage:	AC 120V/60Hz		
Ant. Pol.	Vertical		
Test Mode:	TX GFSK Mode 2480MHz		
Remark:	No report for the emission which more than 10 dB below the prescribed limit.		



No.	Mk.	Freq.	Reading Level	Correct Factor	Measurement	Limit	Over	Detector
		MHz	dBuV	dB/m	dBuV/m	dBuV/m	dB	
1	*	4959.751	30.76	14.36	45.12	54.00	-8.88	AVG
2		4960.288	43.79	14.36	58.15	74.00	-15.85	peak

Emission Level= Read Level+ Correct Factor

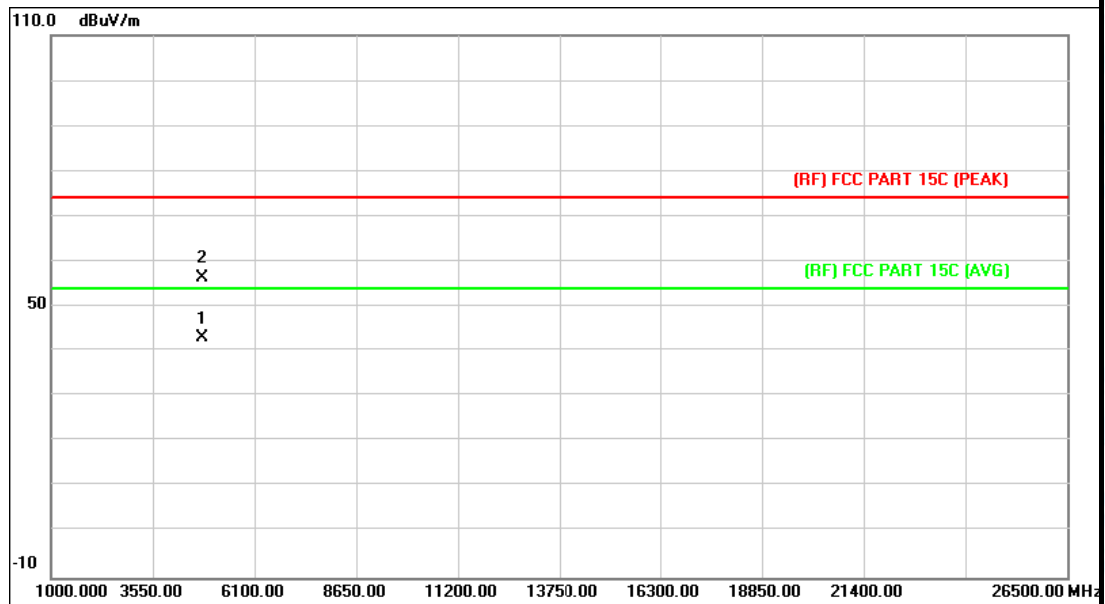
EUT:	PA ACTIVE STEREO SPEAKER BUILT IN BLUETOOTH	Model Name :	HP-6250AUBT
Temperature:	25°C	Relative Humidity:	55%
Test Voltage:	AC 120V/60Hz		
Ant. Pol.	Horizontal		
Test Mode:	TX 8-DPSK Mode 2402MHz		
Remark:	No report for the emission which more than 10 dB below the prescribed limit.		



No.	Mk.	Freq. MHz	Reading Level dBuV	Correct Factor dB/m	Measure- ment dBuV/m	Limit dBuV/m	Over dB	Detector
1		4803.664	43.25	13.44	56.69	74.00	-17.31	peak
2	*	4804.084	29.24	13.44	42.68	54.00	-11.32	AVG

Emission Level= Read Level+ Correct Factor

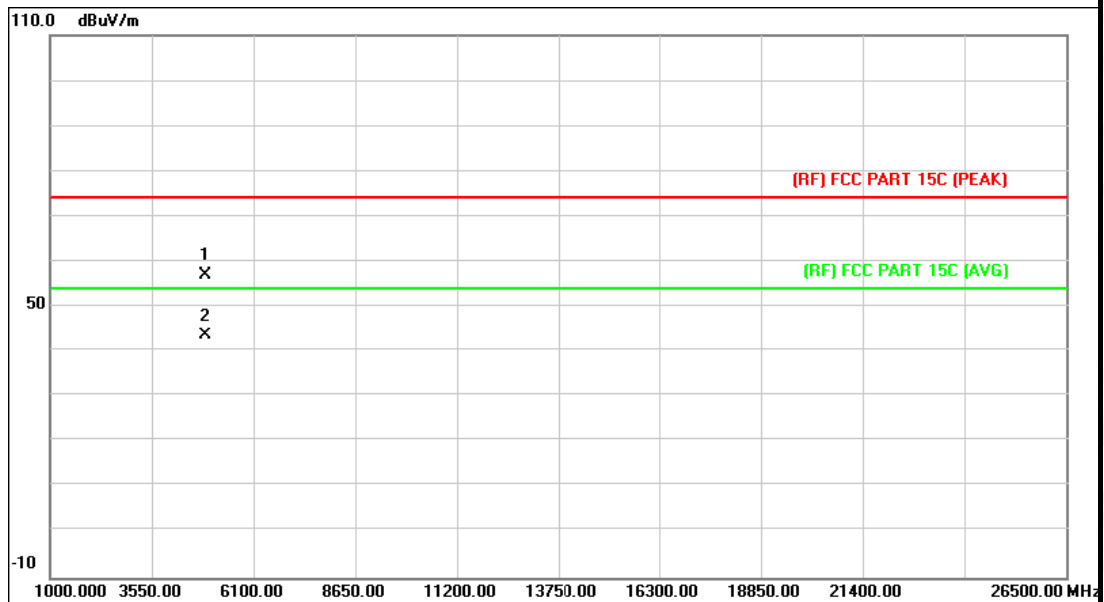
EUT:	PA ACTIVE STEREO SPEAKER BUILT IN BLUETOOTH	Model Name :	HP-6250AUBT
Temperature:	25°C	Relative Humidity:	55%
Test Voltage:	AC 120V/60Hz		
Ant. Pol.	Vertical		
Test Mode:	TX 8-DPSK Mode 2402MHz		
Remark:	No report for the emission which more than 10 dB below the prescribed limit.		



No.	Mk.	Freq.	Reading Level	Correct Factor	Measurement	Limit	Over	Detector
		MHz	dBuV	dB/m	dBuV/m	dBuV/m	dB	
1	*	4803.886	29.64	13.44	43.08	54.00	-10.92	AVG
2		4803.976	42.93	13.44	56.37	74.00	-17.63	peak

Emission Level= Read Level+ Correct Factor

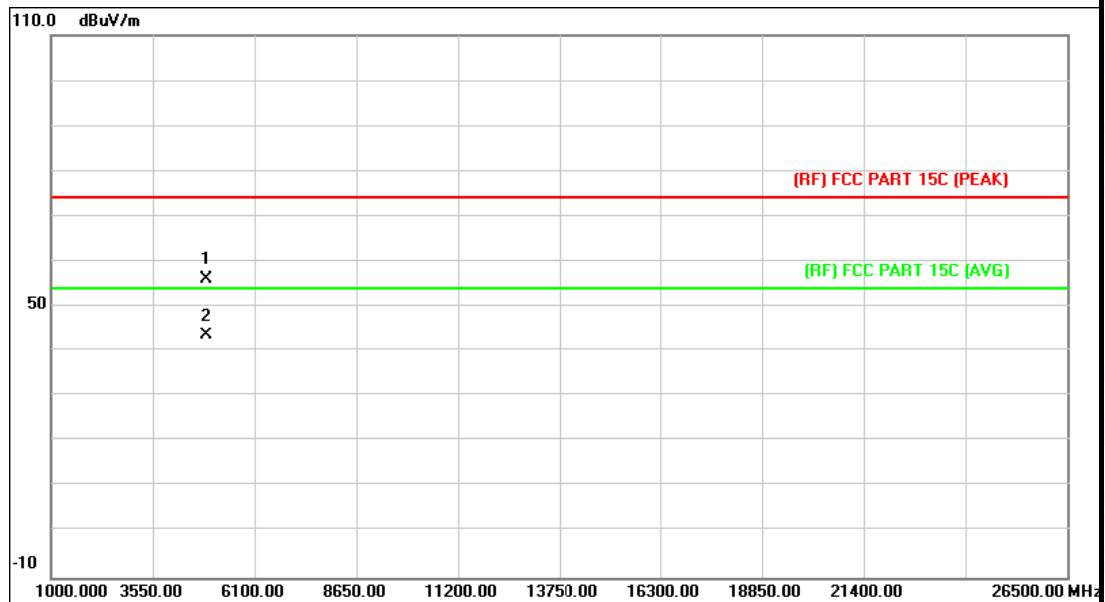
EUT:	PA ACTIVE STEREO SPEAKER BUILT IN BLUETOOTH	Model Name :	HP-6250AUBT
Temperature:	25°C	Relative Humidity:	55%
Test Voltage:	AC 120V/60Hz		
Ant. Pol.	Horizontal		
Test Mode:	TX 8-DPSK Mode 2441MHz		
Remark:	No report for the emission which more than 10 dB below the prescribed limit.		



No.	Mk.	Freq. MHz	Reading Level dBuV	Correct Factor dB/m	Measure- ment dBuV/m	Limit dBuV/m	Over dB	Detector
1		4881.148	43.03	13.90	56.93	74.00	-17.07	peak
2	*	4881.973	29.60	13.90	43.50	54.00	-10.50	AVG

Emission Level= Read Level+ Correct Factor

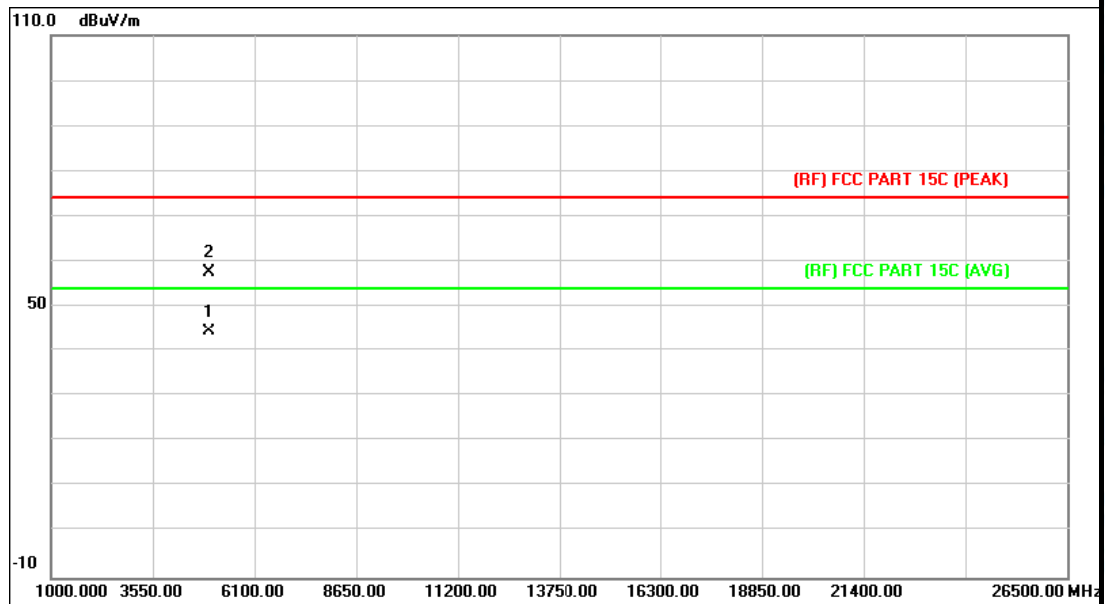
EUT:	PA ACTIVE STEREO SPEAKER BUILT IN BLUETOOTH	Model Name :	HP-6250AUBT
Temperature:	25°C	Relative Humidity:	55%
Test Voltage:	AC 120V/60Hz		
Ant. Pol.	Vertical		
Test Mode:	TX 8-DPSK Mode 2441MHz		
Remark:	No report for the emission which more than 10 dB below the prescribed limit.		



No.	Mk.	Freq. MHz	Reading Level dBuV	Correct Factor dB/m	Measure- ment dBuV/m	Limit dBuV/m	Over dB	Detector
1		4881.901	42.18	13.90	56.08	74.00	-17.92	peak
2	*	4883.026	29.78	13.91	43.69	54.00	-10.31	AVG

Emission Level= Read Level+ Correct Factor

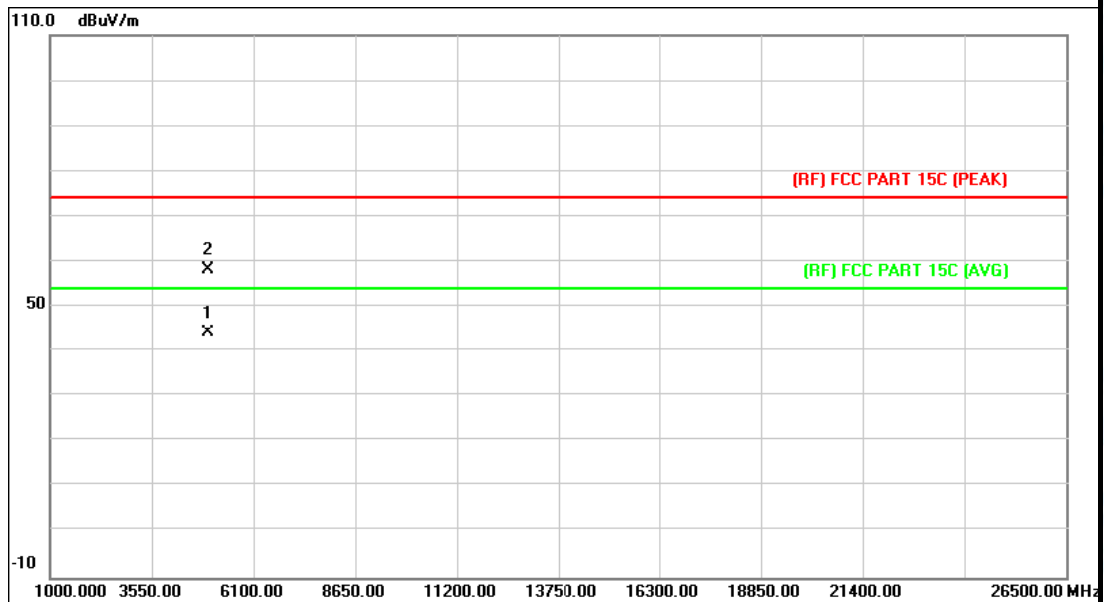
EUT:	PA ACTIVE STEREO SPEAKER BUILT IN BLUETOOTH	Model Name :	HP-6250AUBT
Temperature:	25°C	Relative Humidity:	55%
Test Voltage:	AC 120V/60Hz		
Ant. Pol.	Horizontal		
Test Mode:	TX 8-DPSK Mode 2480MHz		
Remark:	No report for the emission which more than 10 dB below the prescribed limit.		



No.	Mk.	Freq. MHz	Reading Level dBuV	Correct Factor dB/m	Measure- ment dBuV/m	Limit dBuV/m	Over dB	Detector
1	*	4960.612	30.03	14.36	44.39	54.00	-9.61	AVG
2		4961.158	43.26	14.38	57.64	74.00	-16.36	peak

Emission Level= Read Level+ Correct Factor

EUT:	PA ACTIVE STEREO SPEAKER BUILT IN BLUETOOTH	Model Name :	HP-6250AUBT
Temperature:	25°C	Relative Humidity:	55%
Test Voltage:	AC 120V/60Hz		
Ant. Pol.	Vertical		
Test Mode:	TX 8-DPSK Mode 2480MHz		
Remark:	No report for the emission which more than 10 dB below the prescribed limit.		



No.	Mk.	Freq. MHz	Reading Level dBuV	Correct Factor dB/m	Measure- ment dBuV/m	Limit dBuV/m	Over dB	Detector
1	*	4960.003	29.88	14.36	44.24	54.00	-9.76	AVG
2		4960.054	44.00	14.36	58.36	74.00	-15.64	peak

Emission Level= Read Level+ Correct Factor

6. Restricted Bands Requirement

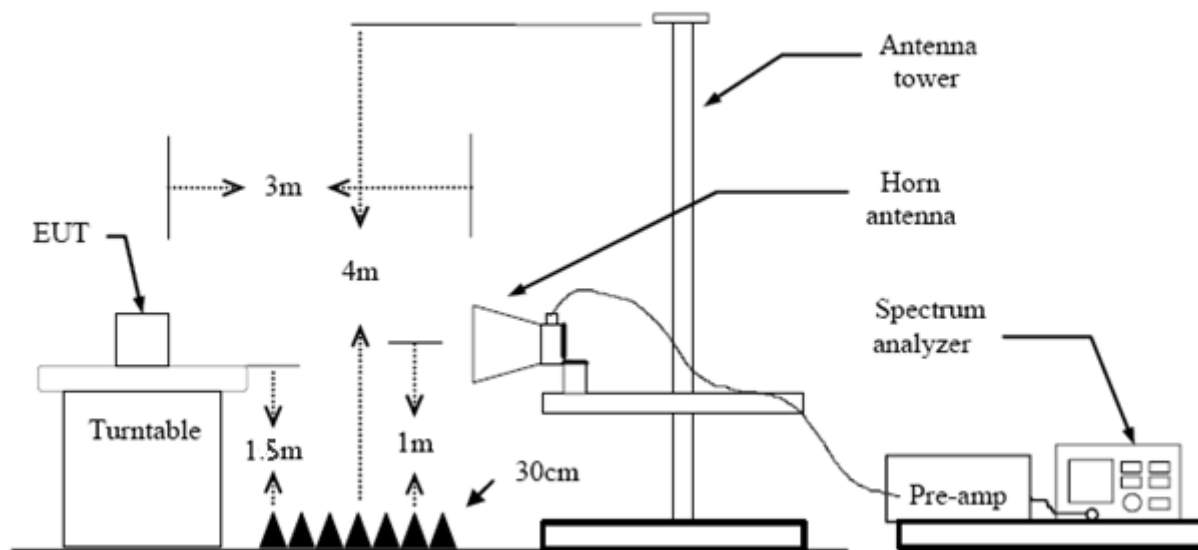
6.1 Test Standard and Limit

- 6.1.1 Test Standard
 - FCC Part 15.209
 - FCC Part 15.205
- 6.1.2 Test Limit

Restricted Frequency Band (MHz)	Class B (dBuV/m)(at 3m)	
	Peak	Average
2310 ~2390	74	54
2483.5 ~2500	74	54

Note: All restriction bands have been tested, only the worst case is reported.

6.2 Test Setup



6.3 Test Procedure

- (1) The measuring distance of 3m shall be used for measurements at frequency up to 1GHz and above 1 GHz. The EUT was placed on a rotating 0.8m high above ground, the table was rotated 360 degrees to determine the position of the highest radiation.
- (2) Measurements at frequency above 1GHz. The EUT was placed on a rotating 1.5m high above the ground. RF absorbers covered the ground plane with a minimum area of 3.0m by 3.0m between the EUT and measurement receiver antenna. The RF absorber shall not exceed 30cm in high above the conducting floor. The table was rotated 360 degrees to determine the position of the highest radiation.

- (3) The Test antenna shall vary between 1m and 4m, Both Horizontal and Vertical antenna are set to make measurement.
- (4) The initial step in collecting conducted emission data is a spectrum analyzer peak detector mode pre-scanning the measurement frequency range. Significant peaks are then marked and then Quasi Peak detector mode re-measured.
- (5) If the Peak Mode measured value compliance with and lower than Quasi Peak Mode Limit Bellow 1 GHz, the EUT shall be deemed to meet QP Limits and then no additional QP Mode measurement performed. But the Peak Value and average value both need to comply with applicable limit above 1 GHz.
- (6) Testing frequency range below 1GHz the measuring instrument use VBW=120 kHz with Quasi-peak detection.
- (7) Testing frequency range above 1GHz the measuring instrument use RBW=1 MHz and VBW=3 MHz with Peak Detector for Peak Values, and use RBW=1 MHz and VBW=10 Hz with Peak Detector for Average Values.
- (8) For the actual test configuration, please see the test setup photo.

6.4 EUT Operating Condition

The Equipment Under Test was set to Continual Transmitting in maximum power.

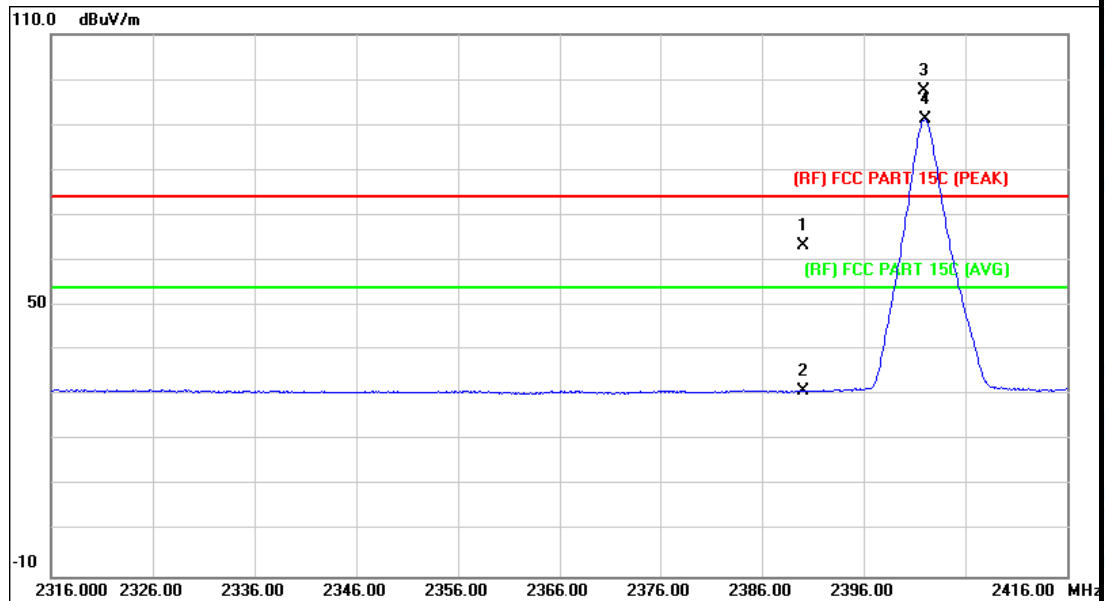
6.4 Test Data

Remark: During testing above 1GHz the measuring instrument use RBW=1 MHz and VBW=3 MHz with Peak Detector for Peak Values, and use RBW=1 MHz and VBW=1 KHz with Peak Detector for Average Values.

All restriction bands have been tested, only the worst case is reported.

(1) Radiation Test

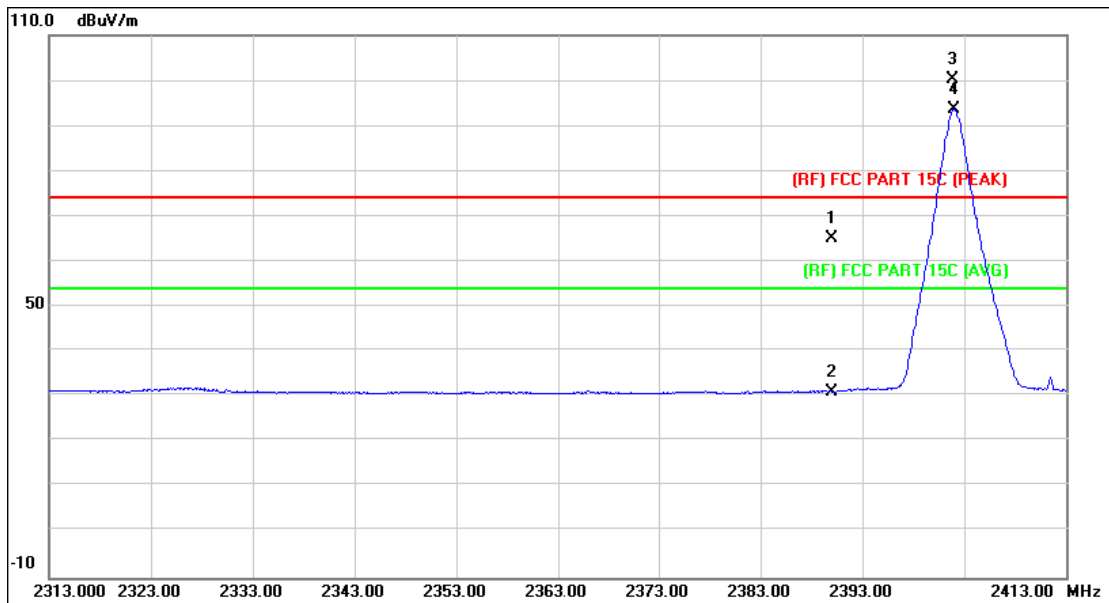
EUT:	PA ACTIVE STEREO SPEAKER BUILT IN BLUETOOTH	Model Name :	HP-6250AUBT
Temperature:	25°C	Relative Humidity:	55%
Test Voltage:	AC 120V/60Hz		
Ant. Pol.	Horizontal		
Test Mode:	TX GFSK Mode 2402MHz		
Remark:	N/A		



No.	Mk.	Freq. MHz	Reading Level dBuV	Correct Factor dB/m	Measure- ment dBuV/m	Limit dBuV/m	Over dB	Detector
1		2390.000	62.72	0.77	63.49	74.00	-10.51	peak
2		2390.000	30.12	0.77	30.89	54.00	-23.11	AVG
3	X	2401.900	96.68	0.82	97.50	Fundamental Frequency		peak
4	*	2402.000	90.43	0.82	91.25	Fundamental Frequency		AVG

Emission Level= Read Level+ Correct Factor

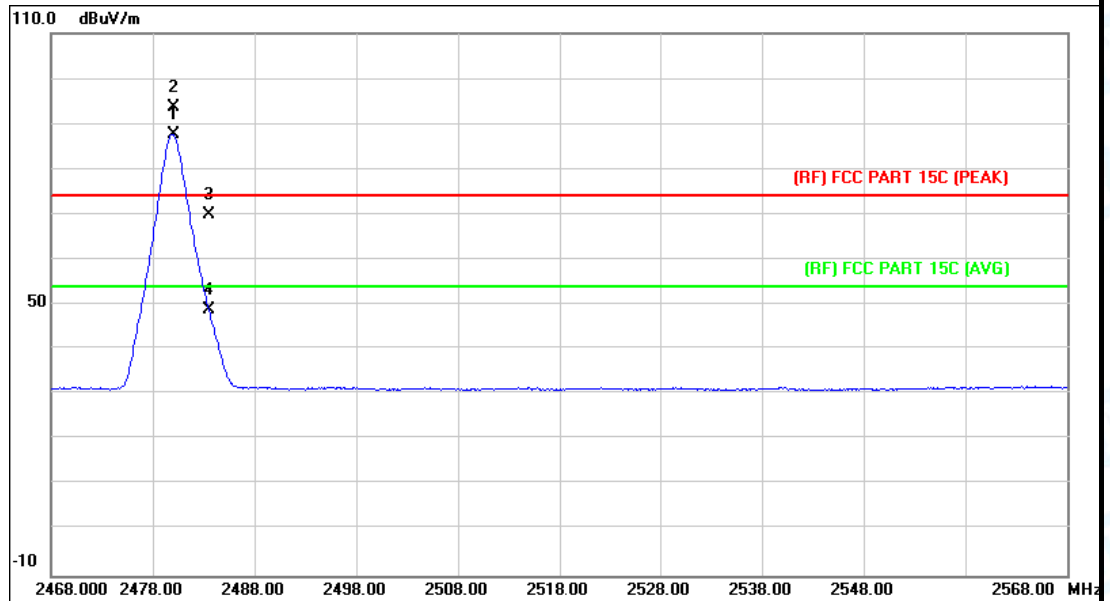
EUT:	PA ACTIVE STEREO SPEAKER BUILT IN BLUETOOTH	Model Name :	HP-6250AUBT
Temperature:	25°C	Relative Humidity:	55%
Test Voltage:	AC 120V/60Hz		
Ant. Pol.	Vertical		
Test Mode:	TX GFSK Mode 2402MHz		
Remark:	N/A		



No.	Mk.	Freq.	Reading Level	Correct Factor	Measurement	Limit	Over	Detector
		MHz	dBuV	dB/m	dBuV/m	dBuV/m	dB	
1		2390.000	64.27	0.77	65.04	74.00	-8.96	peak
2		2390.000	30.30	0.77	31.07	54.00	-22.93	AVG
3	X	2401.900	99.35	0.82	100.17			Fundamental Frequency peak
4	*	2402.000	92.93	0.82	93.75			Fundamental Frequency AVG

Emission Level= Read Level+ Correct Factor

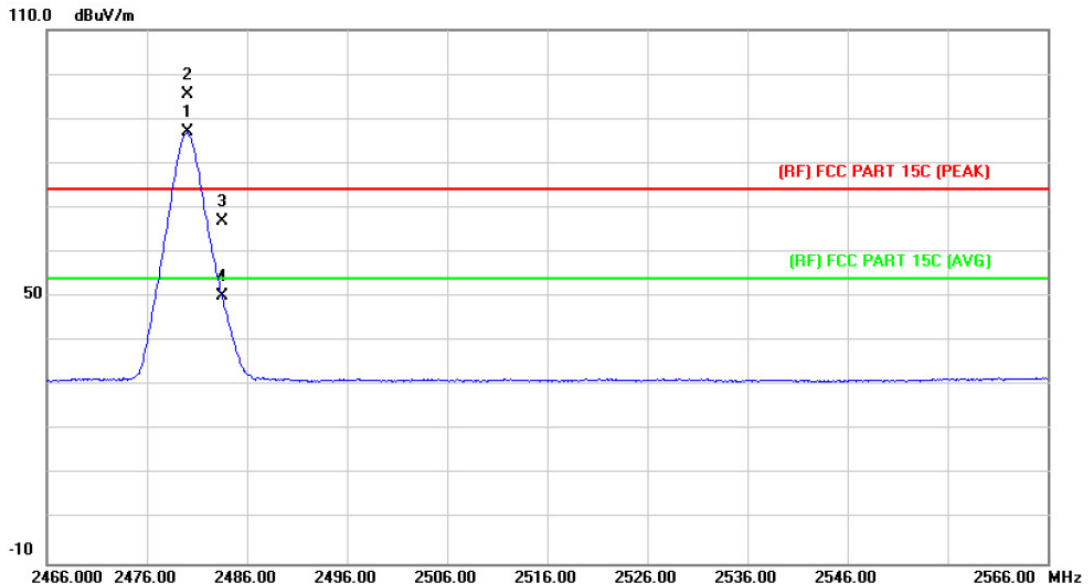
EUT:	PA ACTIVE STEREO SPEAKER BUILT IN BLUETOOTH	Model Name :	HP-6250AUBT
Temperature:	25°C	Relative Humidity:	55%
Test Voltage:	AC 120V/60Hz		
Ant. Pol.	Horizontal		
Test Mode:	TX GFSK Mode 2480 MHz		
Remark:	N/A		



No.	Mk.	Freq. MHz	Reading Level dBuV	Correct Factor dB/m	Measure- ment dBuV/m	Limit dBuV/m	Over dB	Detector
1	*	2480.000	86.56	1.15	87.71	Fundamental Frequency		AVG
2	X	2480.100	92.45	1.15	93.60	Fundamental Frequency		peak
3		2483.500	68.90	1.17	70.07	74.00	-3.93	peak
4		2483.500	47.90	1.17	49.07	54.00	-4.93	AVG

Emission Level= Read Level+ Correct Factor

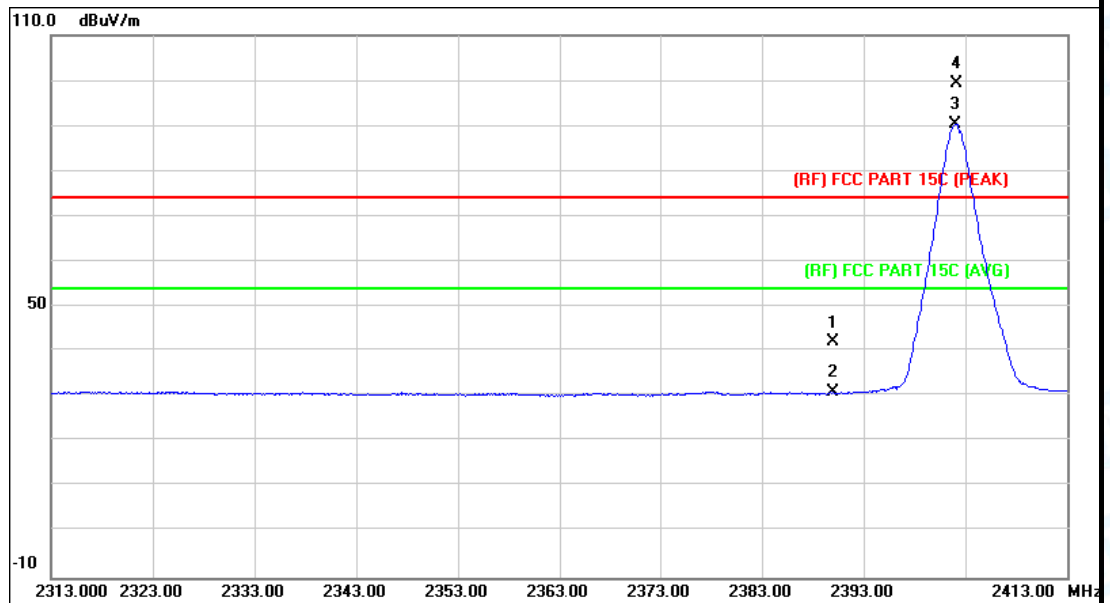
EUT:	PA ACTIVE STEREO SPEAKER BUILT IN BLUETOOTH	Model Name :	HP-6250AUBT
Temperature:	25°C	Relative Humidity:	55%
Test Voltage:	AC 120V/60Hz		
Ant. Pol.	Vertical		
Test Mode:	TX GFSK Mode 2480 MHz		
Remark:	N/A		



No.	Mk.	Freq. MHz	Reading Level dBuV	Correct Factor dB/m	Measure- ment dBuV/m	Limit dBuV/m	Over dB	Detector
1	*	2480.000	85.86	1.15	87.01	Fundamental Frequency		AVG
2	X	2480.100	94.33	1.15	95.48	Fundamental Frequency		peak
3		2483.500	65.68	1.17	66.85	74.00	-7.15	peak
4		2483.500	49.11	1.17	50.28	54.00	-3.72	AVG

Emission Level= Read Level+ Correct Factor

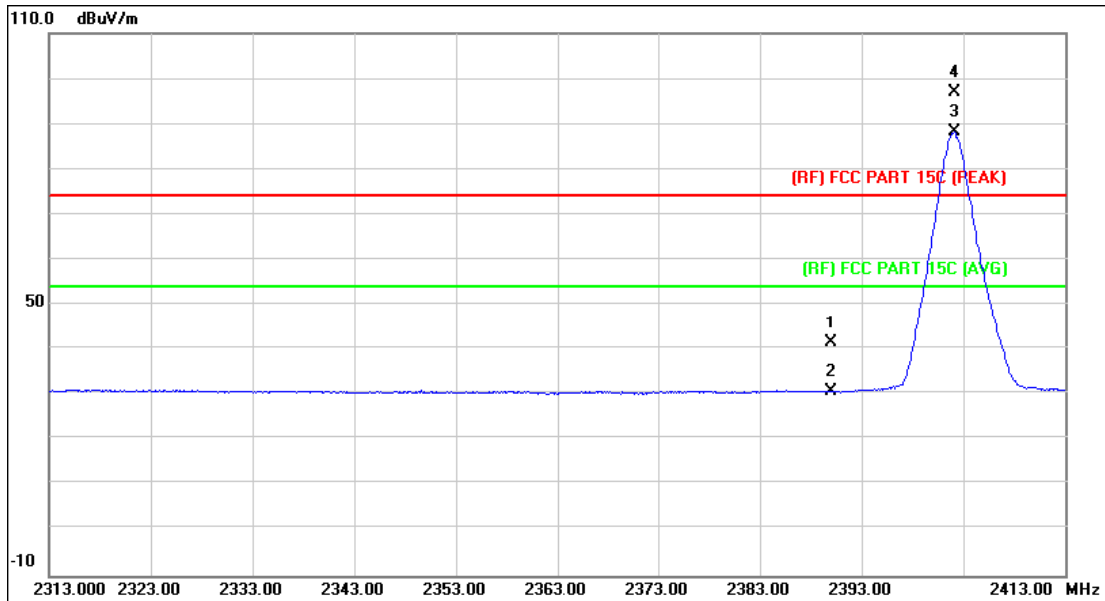
EUT:	PA ACTIVE STEREO SPEAKER BUILT IN BLUETOOTH	Model Name :	HP-6250AUBT
Temperature:	25°C	Relative Humidity:	55%
Test Voltage:	AC 120V/60Hz		
Ant. Pol.	Horizontal		
Test Mode:	TX 8-DPSK Mode 2402MHz		
Remark:	N/A		



No.	Mk.	Freq. MHz	Reading Level dBuV	Correct Factor dB/m	Measure- ment dBuV/m	Limit dBuV/m	Over dB	Detector
1		2390.000	41.36	0.77	42.13	74.00	-31.87	peak
2		2390.000	30.14	0.77	30.91	54.00	-23.09	AVG
3	*	2402.000	89.56	0.82	90.38	Fundamental Frequency		AVG
4	X	2402.200	98.63	0.82	99.45	Fundamental Frequency		peak

Emission Level= Read Level+ Correct Factor

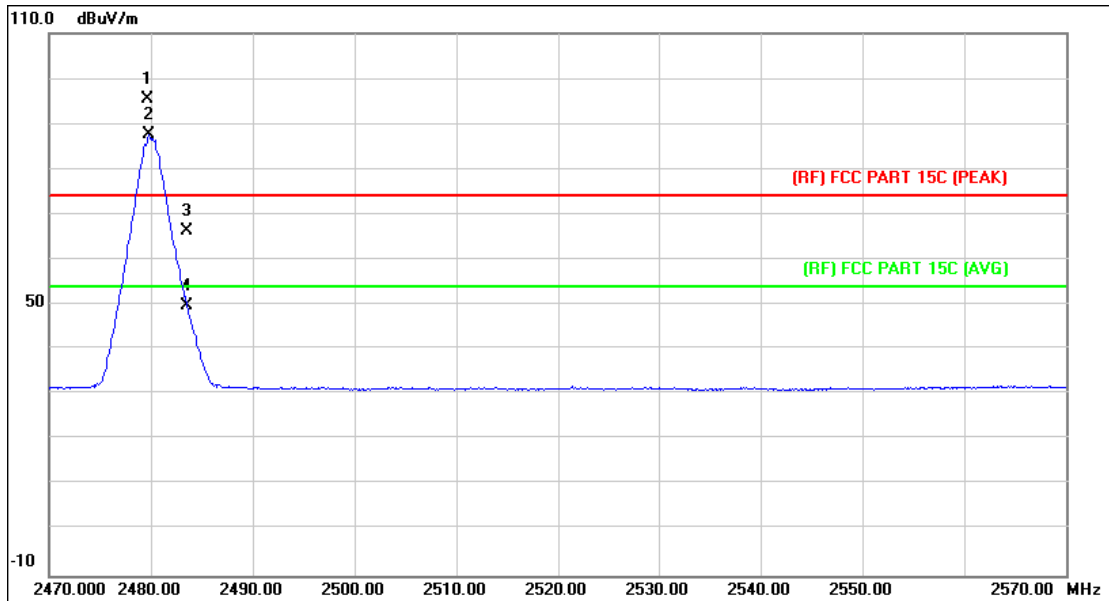
EUT:	PA ACTIVE STEREO SPEAKER BUILT IN BLUETOOTH	Model Name :	HP-6250AUBT
Temperature:	25°C	Relative Humidity:	55%
Test Voltage:	AC 120V/60Hz		
Ant. Pol.	Vertical		
Test Mode:	TX 8-DPSK Mode 2402MHz		
Remark:	N/A		



No.	Mk.	Freq. MHz	Reading Level dBuV	Correct Factor dB/m	Measure- ment dBuV/m	Limit dBuV/m	Over dB	Detector
1		2390.000	40.78	0.77	41.55	74.00	-32.45	peak
2		2390.000	29.78	0.77	30.55	54.00	-23.45	AVG
3	*	2402.100	87.36	0.82	88.18	Fundamental Frequency		AVG
4	X	2402.200	96.12	0.82	96.94	Fundamental Frequency		peak

Emission Level= Read Level+ Correct Factor

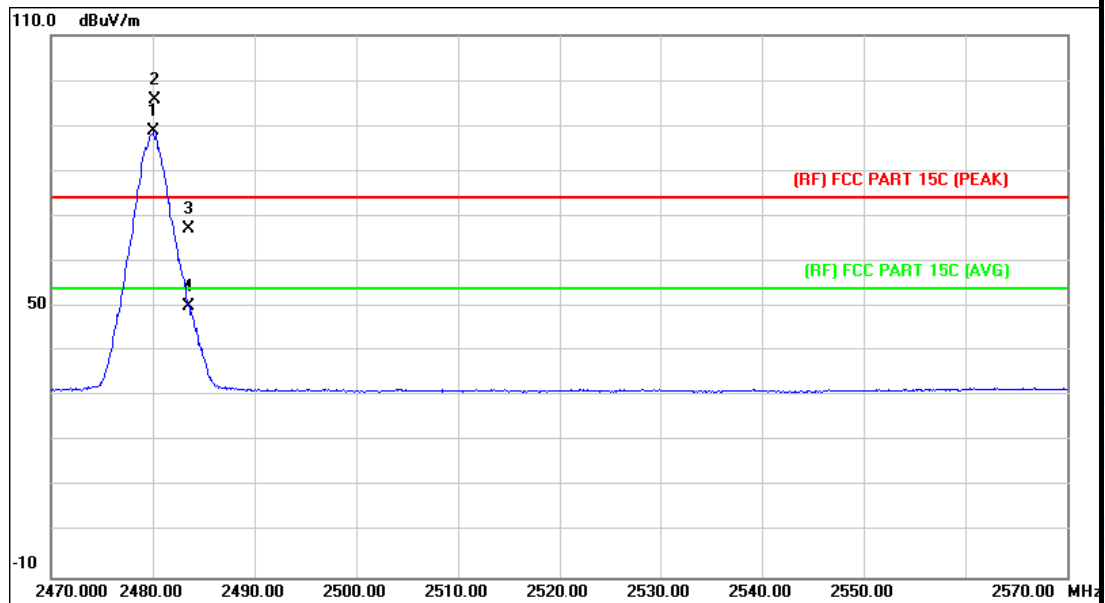
EUT:	PA ACTIVE STEREO SPEAKER BUILT IN BLUETOOTH	Model Name :	HP-6250AUBT
Temperature:	25°C	Relative Humidity:	55%
Test Voltage:	AC 120V/60Hz		
Ant. Pol.	Horizontal		
Test Mode:	TX 8-DPSK Mode 2480MHz		
Remark:	N/A		



No.	Mk.	Freq. MHz	Reading Level dBuV	Correct Factor dB/m	Measure- ment dBuV/m	Limit dBuV/m	Over dB	Detector
1	X	2479.700	94.21	1.15	95.36	Fundamental Frequency		peak
2	*	2479.800	86.58	1.15	87.73	Fundamental Frequency		AVG
3		2483.500	65.04	1.17	66.21	74.00	-7.79	peak
4		2483.500	48.82	1.17	49.99	54.00	-4.01	AVG

Emission Level= Read Level+ Correct Factor

EUT:	PA ACTIVE STEREO SPEAKER BUILT IN BLUETOOTH	Model Name :	HP-6250AUBT
Temperature:	25°C	Relative Humidity:	55%
Test Voltage:	AC 120V/60Hz		
Ant. Pol.	Vertical		
Test Mode:	TX 8-DPSK Mode 2480MHz		
Remark:	N/A		

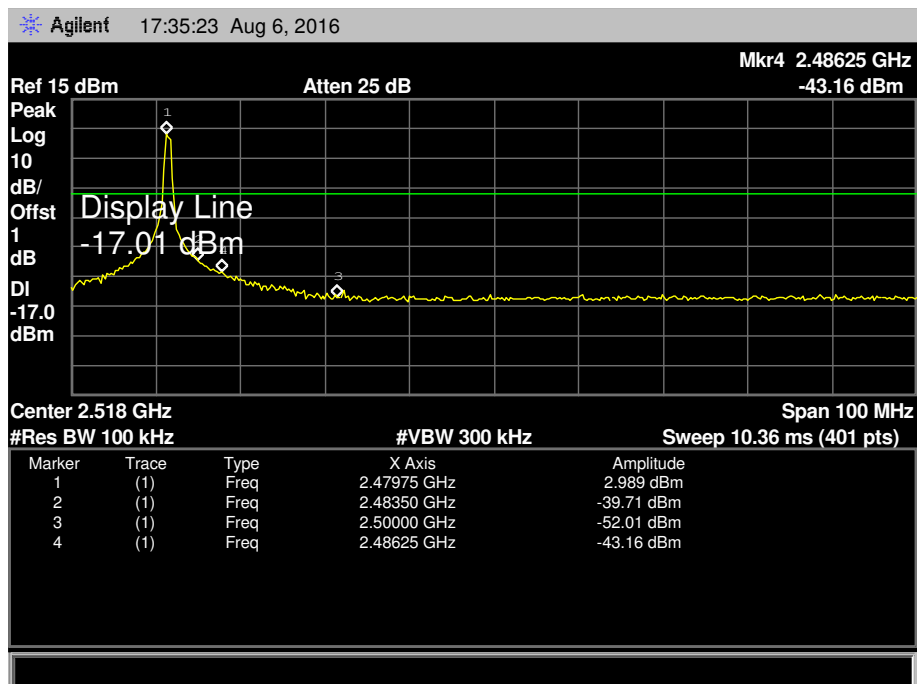
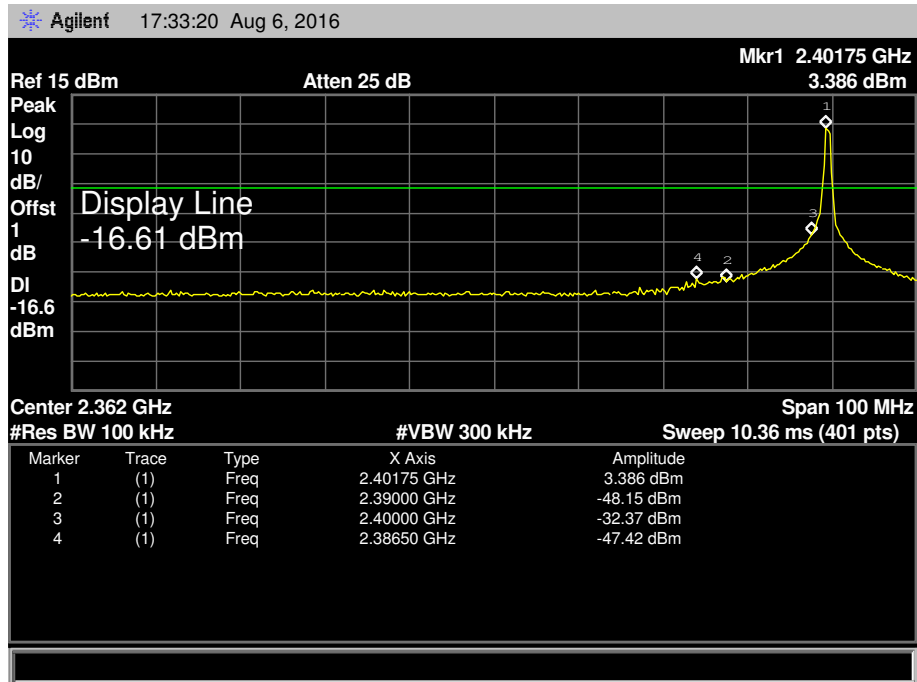


No.	Mk.	Freq. MHz	Reading Level dBuV	Correct Factor dB/m	Measure- ment dBuV/m	Limit dBuV/m	Over dB	Detector
1	*	2480.100	87.70	1.15	88.85	Fundamental Frequency		AVG
2	X	2480.200	94.69	1.15	95.84	Fundamental Frequency		peak
3		2483.500	65.94	1.17	67.11	74.00	-6.89	peak
4		2483.500	48.92	1.17	50.09	54.00	-3.91	AVG

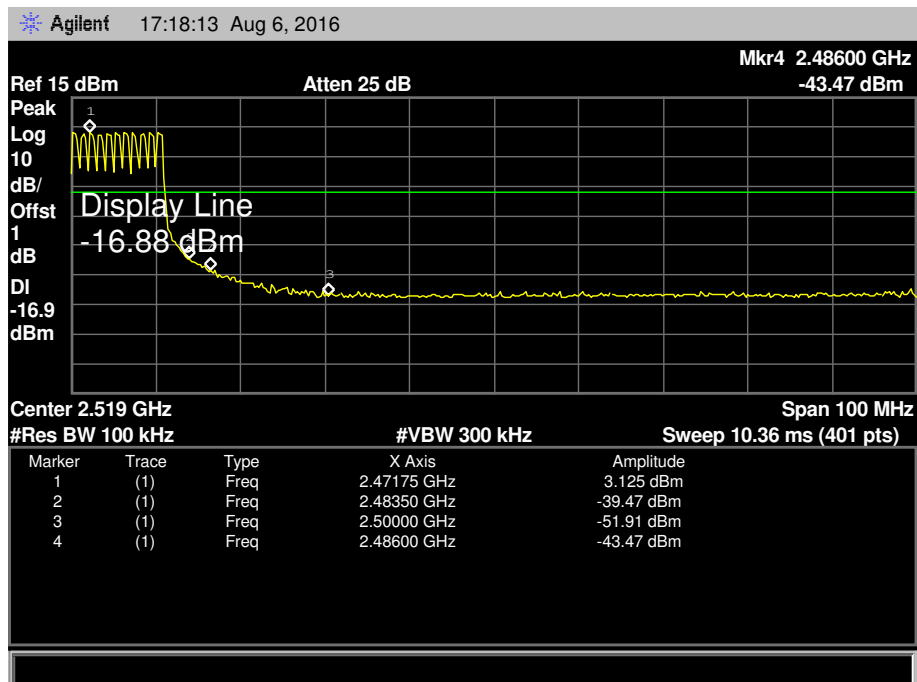
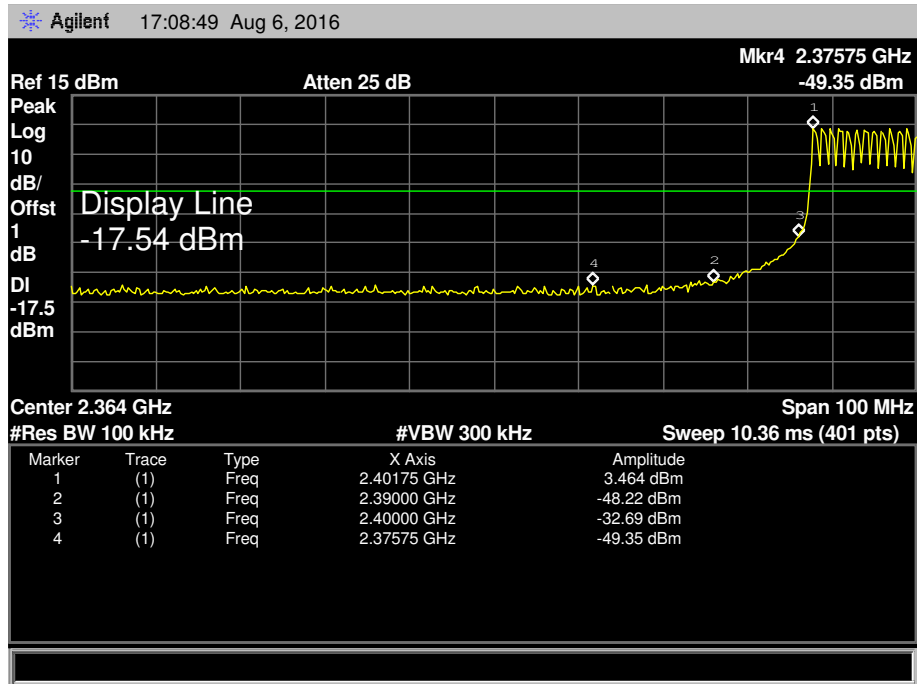
Emission Level= Read Level+ Correct Factor

(2) Conducted Test

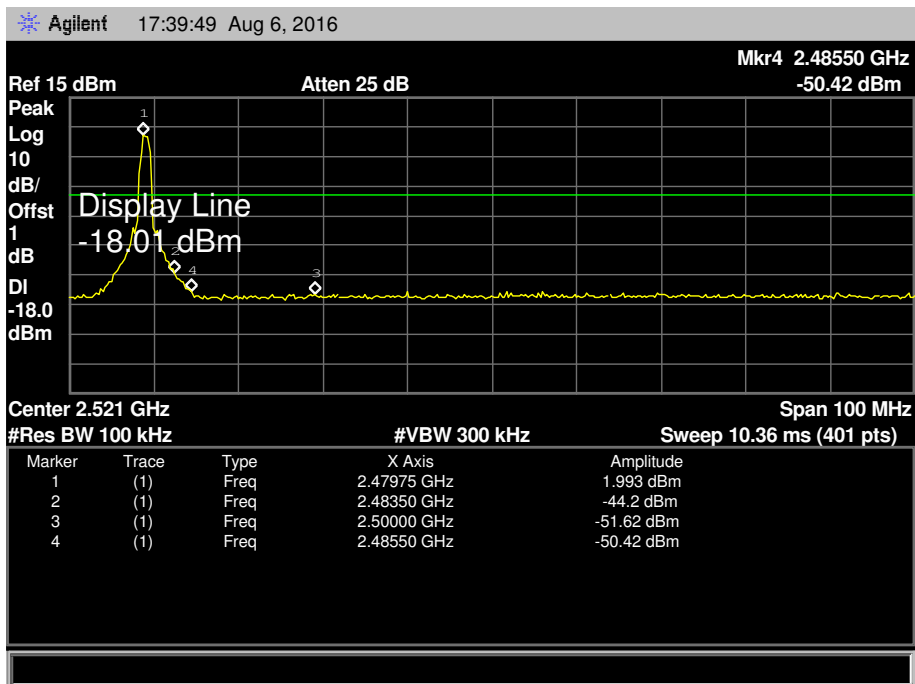
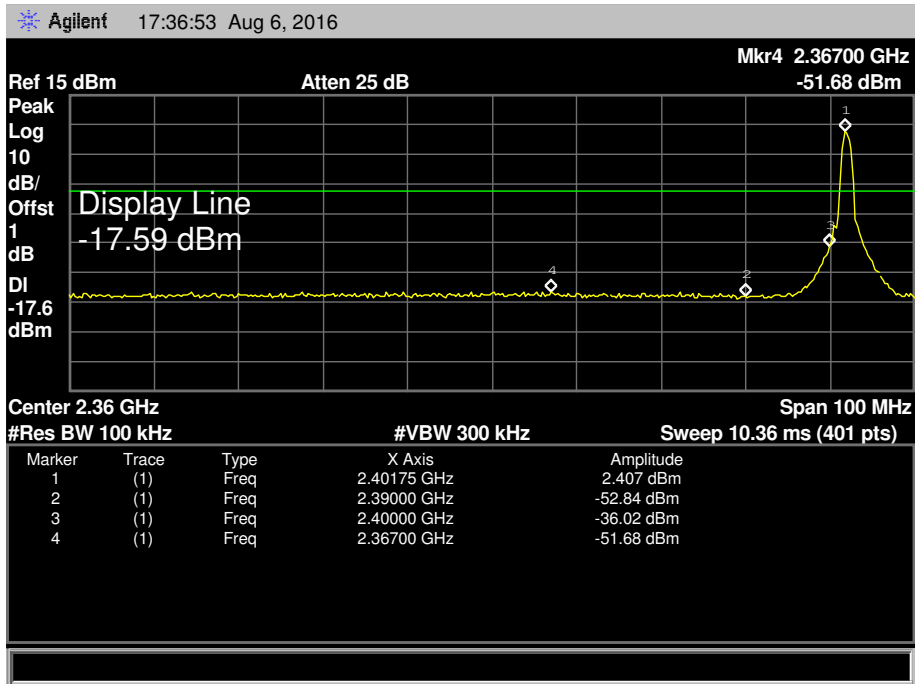
EUT:	PA ACTIVE STEREO SPEAKER BUILT IN BLUETOOTH	Model Name :	HP-6250AUBT
Temperature:	25°C	Relative Humidity:	55%
Test Voltage:	AC 120V/60Hz		
Test Mode:	TX GFSK Mode 2402MHz / 2480 MHz		
Remark:	N/A		



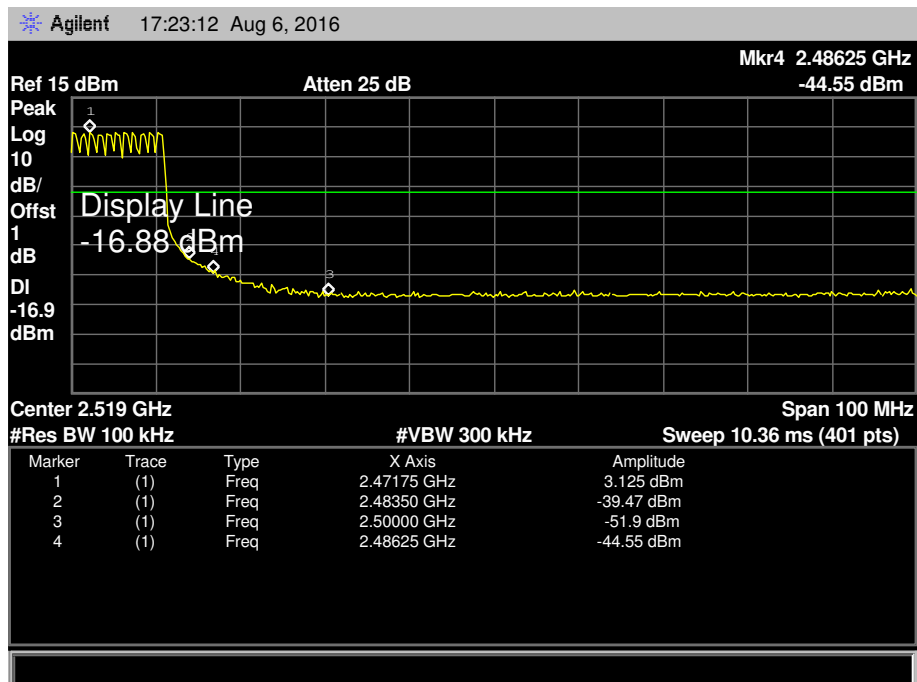
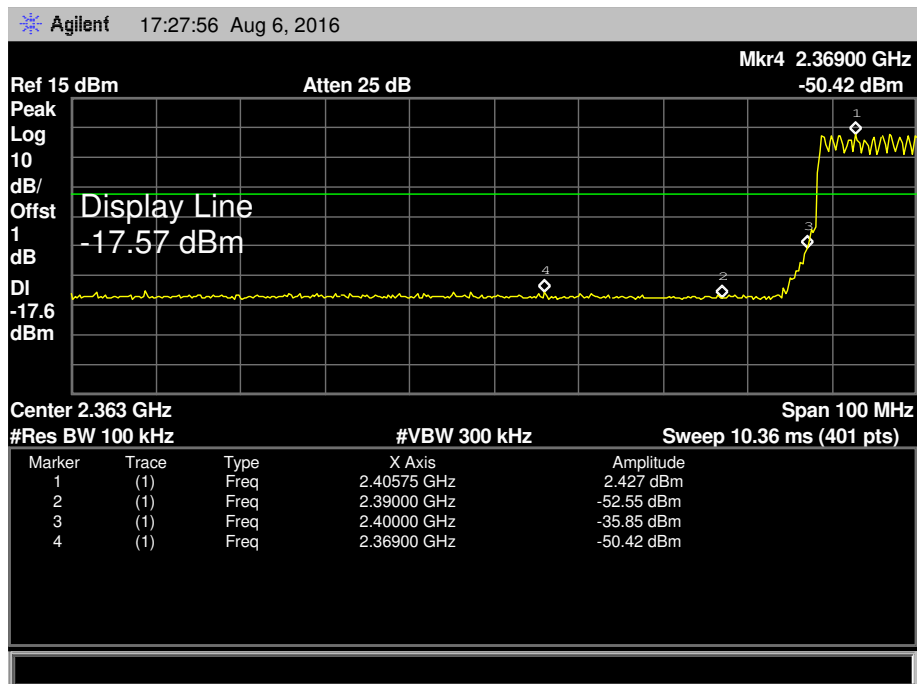
EUT:	PA ACTIVE STEREO SPEAKER BUILT IN BLUETOOTH	Model Name :	HP-6250AUBT
Temperature:	25°C	Relative Humidity:	55%
Test Voltage:	AC 120V/60Hz		
Test Mode:	GFSK Hopping Mode		
Remark:	N/A		



EUT:	PA ACTIVE STEREO SPEAKER BUILT IN BLUETOOTH	Model Name :	HP-6250AUBT
Temperature:	25°C	Relative Humidity:	55%
Test Voltage:	AC 120V/60Hz		
Test Mode:	TX 8-DPSK Mode 2402MHz / 2480 MHz		
Remark:	N/A		



EUT:	PA ACTIVE STEREO SPEAKER BUILT IN BLUETOOTH	Model Name :	HP-6250AUBT
Temperature:	25°C	Relative Humidity:	55%
Test Voltage:	AC 120V/60Hz		
Test Mode:	8-DPSK Hopping Mode		
Remark:	N/A		



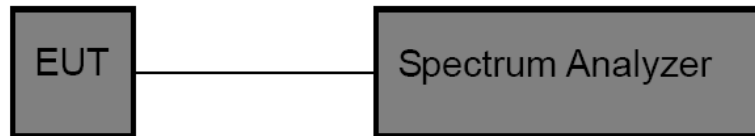
7. Number of Hopping Channel

7.1 Test Standard and Limit

- 6.1.1 Test Standard
FCC Part 15.247 (a)(1)
- 6.1.2 Test Limit

Section	Test Item	Limit
15.247	Number of Hopping Channel	>15

7.2 Test Setup



7.3 Test Procedure

- (1) The EUT was directly connected to the spectrum analyzer and antenna output port as show in the block diagram above.
- (2) Spectrum Setting: RBW=100 KHz, VBW=100 KHz, Sweep time= Auto.

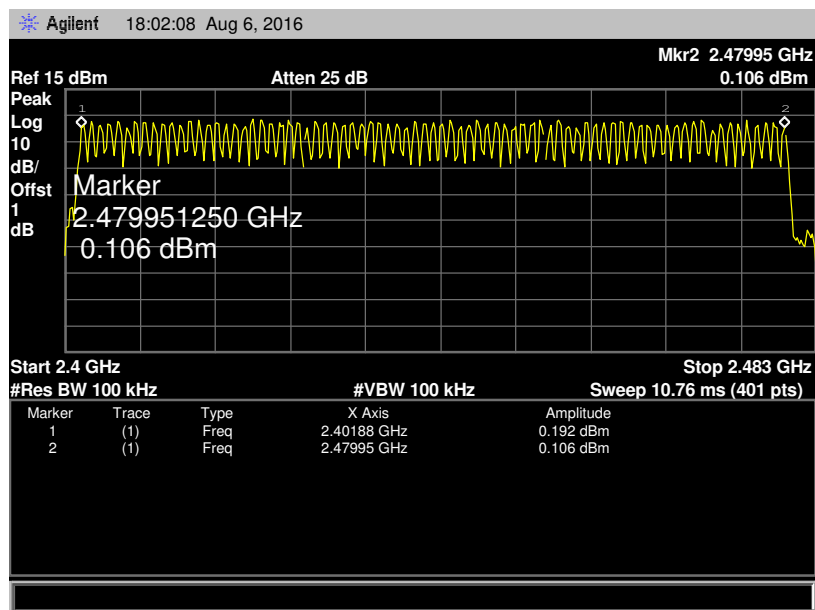
7.4 EUT Operating Condition

The EUT was set to the Hopping Mode by the Customer.

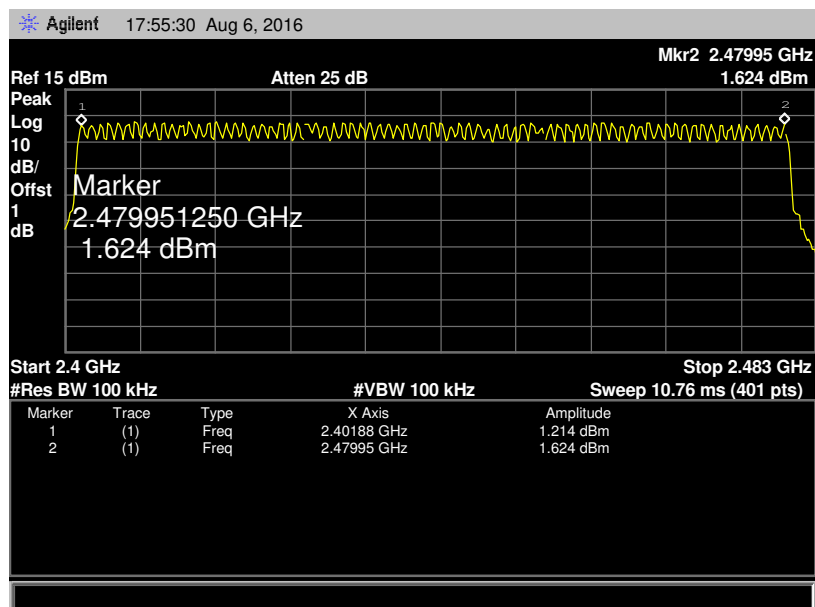
7.5 Test Data

EUT:	PA ACTIVE STEREO SPEAKER BUILT IN BLUETOOTH	Model Name :	HP-6250AUBT
Temperature:	25°C	Relative Humidity:	55%
Test Voltage:	AC 120V/60Hz		
Test Mode:	Hopping Mode (GFSK/8-DPSK)		
Frequency Range	Quantity of Hopping Channel	Limit	
2402MHz~2480MHz	79	>15	
	79		

GFSK Mode



8-DPSK Mode



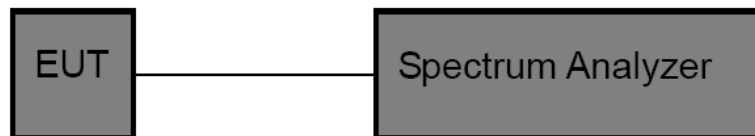
8. Average Time of Occupancy

8.1 Test Standard and Limit

- 8.1.1 Test Standard
FCC Part 15.247 (a)(1)
- 8.1.2 Test Limit

Section	Test Item	Limit
15.247(a)(1)/ RSS-210 Annex 8(A8.1d)	Average Time of Occupancy	0.4 sec

8.2 Test Setup



8.3 Test Procedure

- (1) The EUT was directly connected to the spectrum analyzer and antenna output port as show in the block diagram above.
- (2) Spectrum Setting: RBW=1MHz, VBW=1MHz.
- (3) Use video trigger with the trigger level set to enable triggering only on full pulses.
- (4) Sweep Time is more than once pulse time.
- (5) Set the center frequency on any frequency would be measure and set the frequency span to zero.
- (6) Measure the maximum time duration of one single pulse.
- (7) Set the EUT for packet transmitting.
- (8) Measure the maximum time duration of one single pulse.

8.4 EUT Operating Condition

The average time of occupancy on any channel within the Period can be calculated with formulas:

$$\{\text{Total of Dwell}\} = \{\text{Pulse Time}\} * (1600 / X) / \{\text{Number of Hopping Frequency}\} * \{\text{Period}\}$$

$$\{\text{Period}\} = 0.4s * \{\text{Number of Hopping Frequency}\}$$

Note: X=2 or 4 or 6 (1DH1=2, 1DH3=4, 1DH5=6. 2DH1=2, 2DH3=4, 2DH5=6. 3DH1=2,3DH3=4, 3DH5=6)

The lowest, middle and highest channels are selected to perform testing to record the dwell time of each occupation measured in this channel, which is called Pulse Time here.

The EUT was set to the Hopping Mode by the Customer.

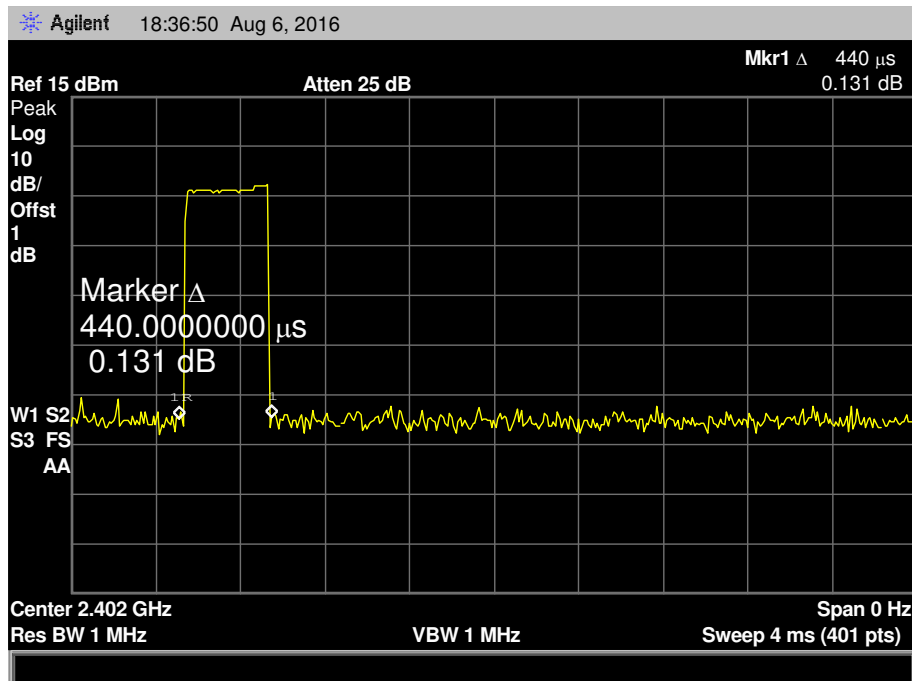
8.5 Test Data

EUT:	PA ACTIVE STEREO SPEAKER BUILT IN BLUETOOTH	Model Name :	HP-6250AUBT		
Temperature:	25°C	Relative Humidity:	55%		
Test Voltage:	AC 120V/60Hz				
Test Mode:	Hopping Mode (GFSK DH1)				
Channel (MHz)	Pulse Time (ms)	Total of Dwell (ms)	Period Time (s)	Limit (ms)	Result
2402	0.440	140.80	31.60	400	PASS
2441	0.440	140.80			
2480	0.440	140.80			

Note: Dwell time=Pulse Time (ms) × (1600 ÷ 2 ÷ 79) × 31.6

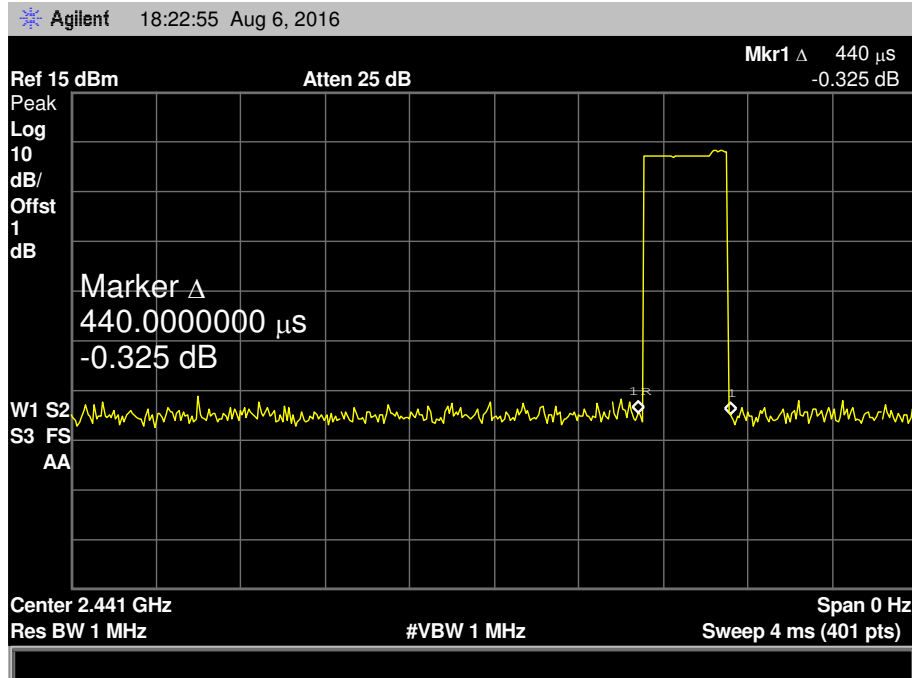
GFSK Hopping Mode DH1

2402 MHz



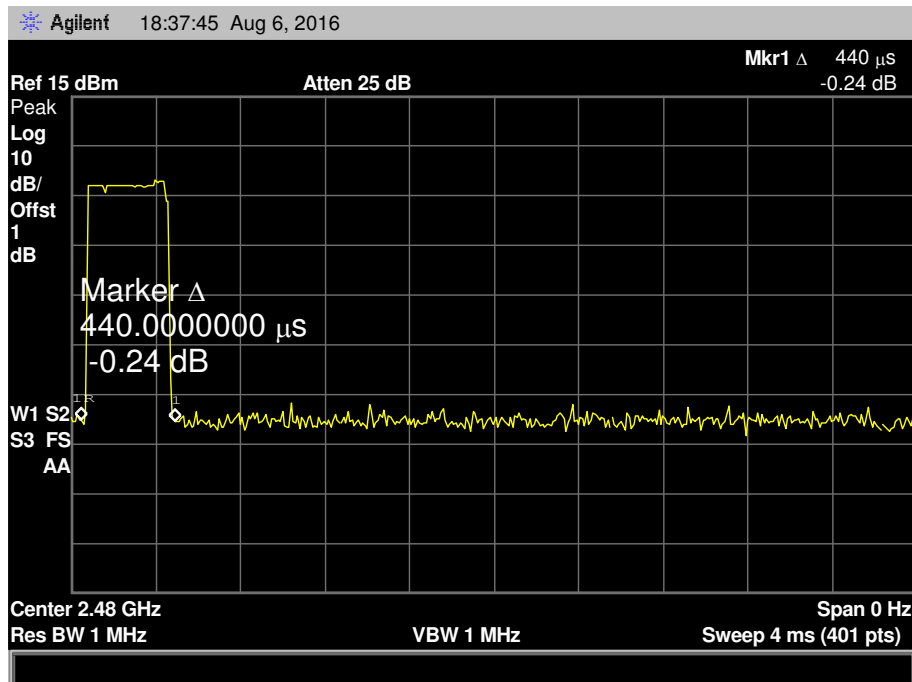
GFSK Hopping Mode DH1

2441 MHz



GFSK Hopping Mode DH1

2480 MHz

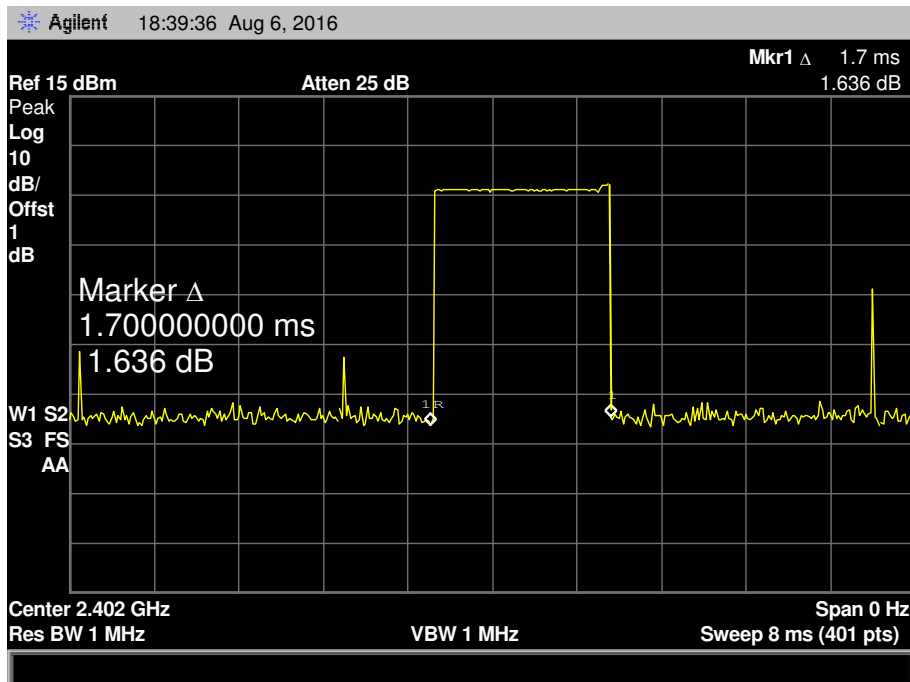


EUT:	PA ACTIVE STEREO SPEAKER BUILT IN BLUETOOTH	Model Name :	HP-6250AUBT		
Temperature:	25°C	Relative Humidity:	55%		
Test Voltage:	AC 120V/60Hz				
Test Mode:	Hopping Mode (GFSK DH3)				
Channel (MHz)	Pulse Time (ms)	Total of Dwell (ms)	Period Time (s)	Limit (ms)	Result
2402	1.700	272.00	31.60	400	PASS
2441	1.700	272.00			
2480	1.700	272.00			

Note: Dwell time= Pulse Time (ms) × (1600 ÷ 4 ÷ 79) × 31.6

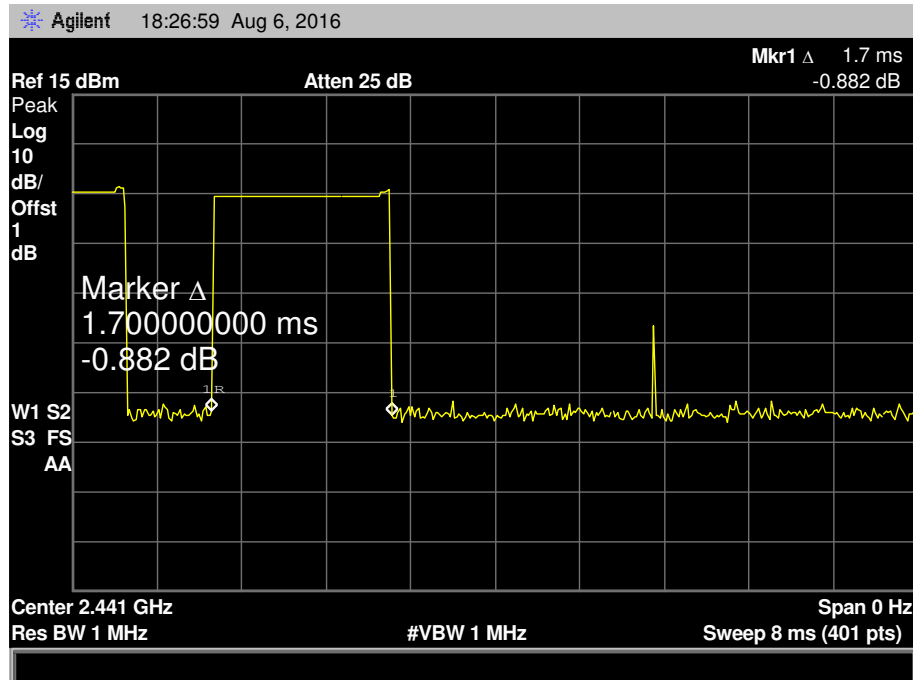
GFSK Hopping Mode DH3

2402 MHz



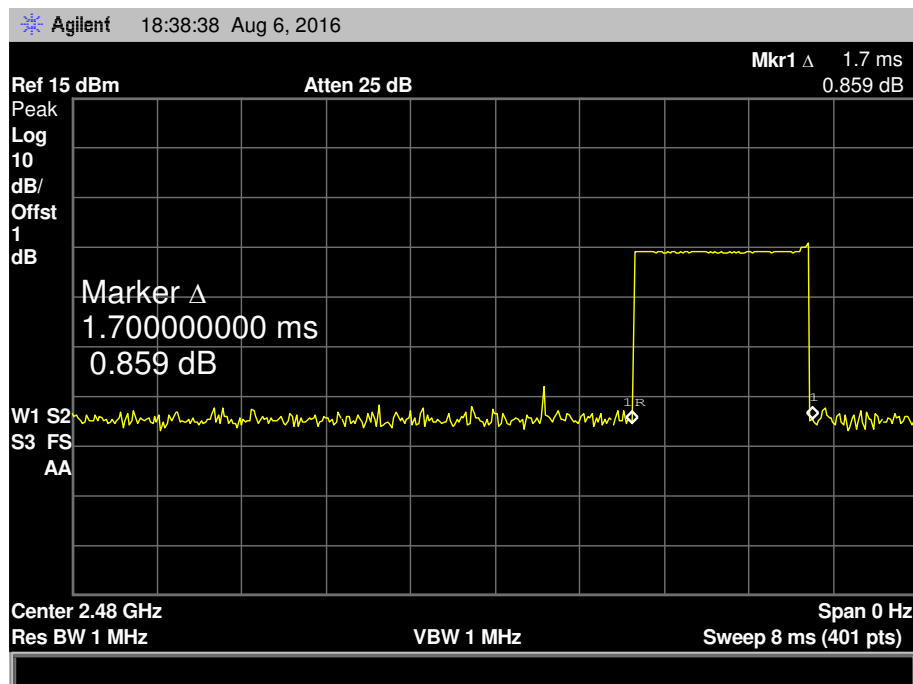
GFSK Hopping Mode DH3

2441 MHz



GFSK Hopping Mode DH3

2480 MHz

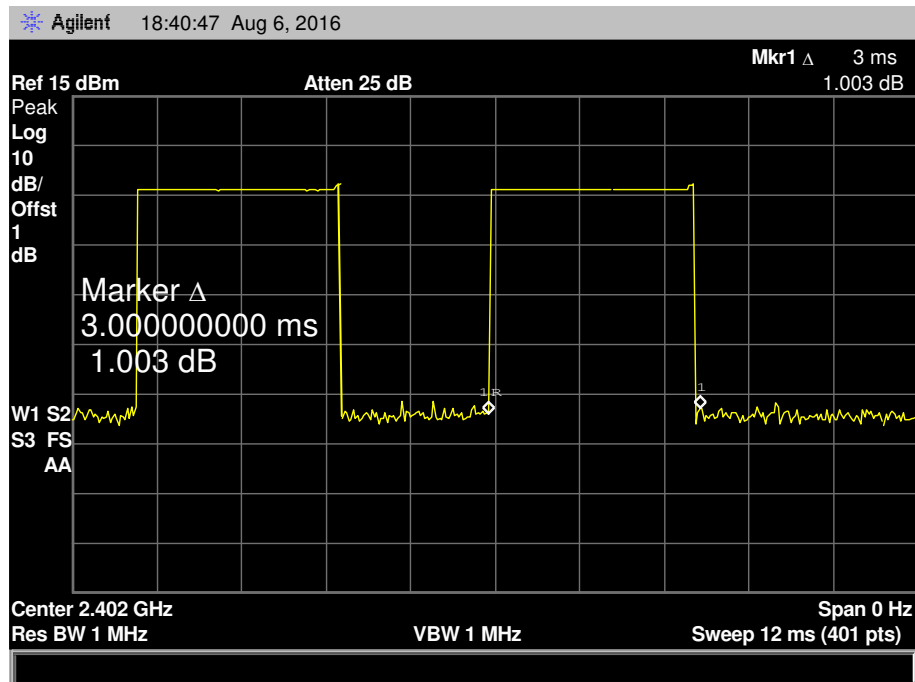


EUT:	PA ACTIVE STEREO SPEAKER BUILT IN BLUETOOTH	Model Name :	HP-6250AUBT		
Temperature:	25°C	Relative Humidity:	55%		
Test Voltage:	AC 120V/60Hz				
Test Mode:	Hopping Mode (GFSK DH5)				
Channel (MHz)	Pulse Time (ms)	Total of Dwell (ms)	Period Time (s)	Limit (ms)	Result
2402	3.000	320.00	31.60	400	PASS
2441	3.000	320.00			
2480	3.000	320.00			

Note: Dwell time= Pulse Time (ms) × (1600 ÷ 6 ÷ 79) × 31.6

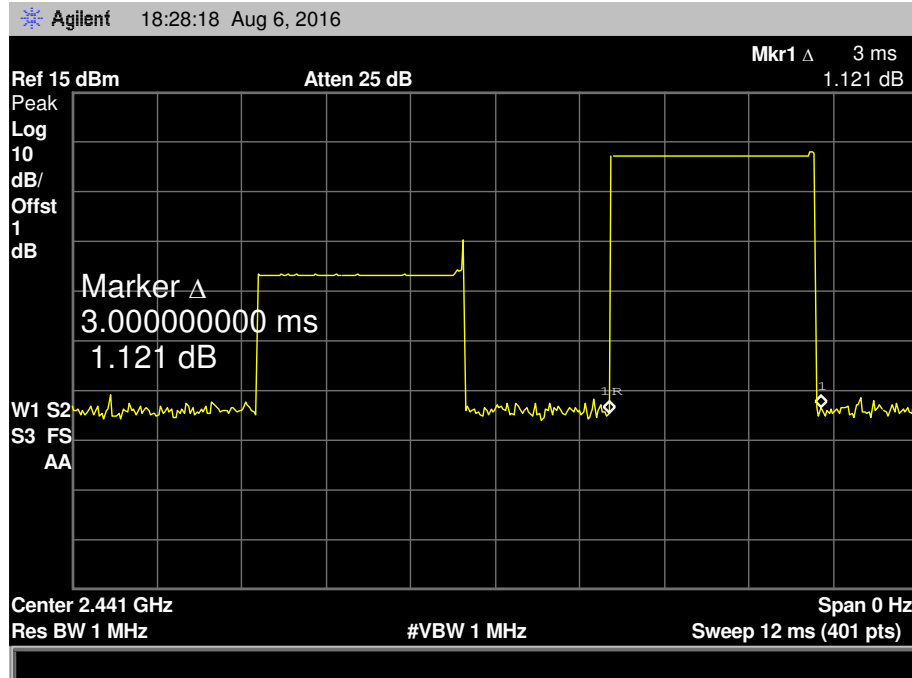
GFSK Hopping Mode DH5

2402 MHz



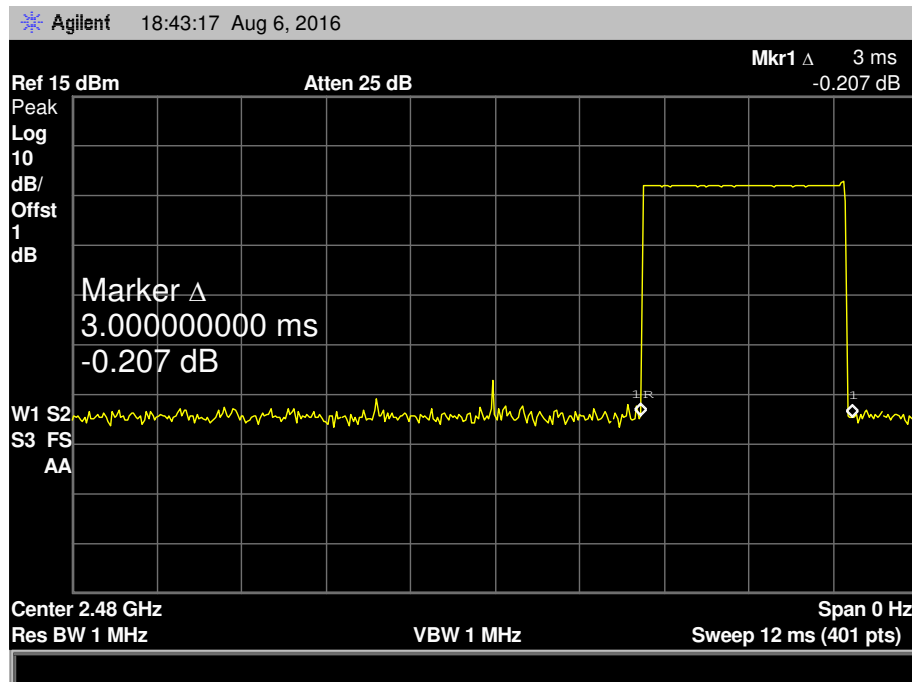
GFSK Hopping Mode DH5

2441 MHz



GFSK Hopping Mode DH5

2480 MHz

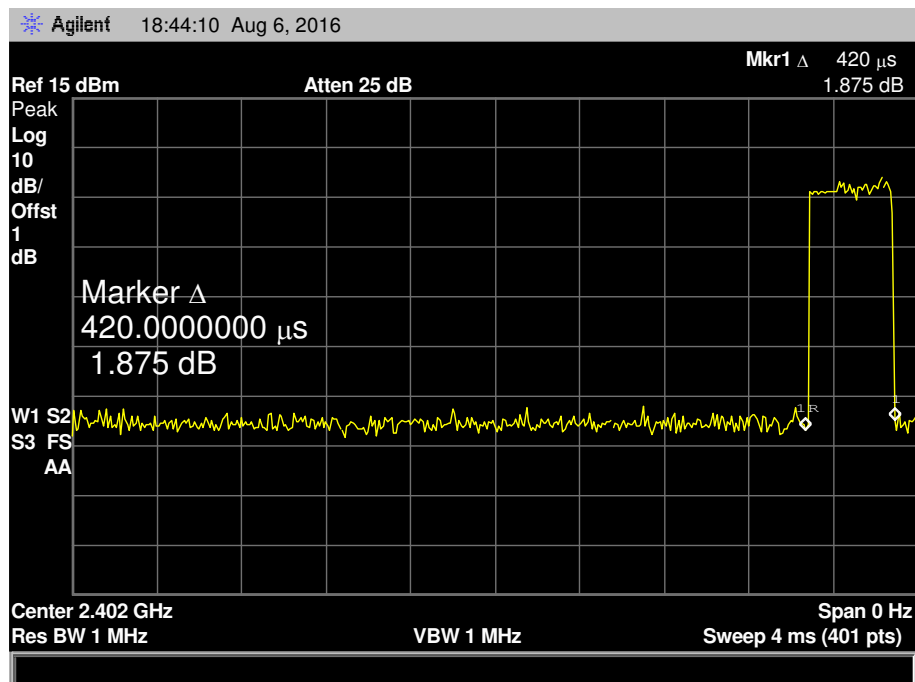


EUT:	PA ACTIVE STEREO SPEAKER BUILT IN BLUETOOTH	Model Name :	HP-6250AUBT		
Temperature:	25°C	Relative Humidity:	55%		
Test Voltage:	AC 120V/60Hz				
Test Mode:	Hopping Mode ($\pi/4$ -DQPSK DH1)				
Channel (MHz)	Pulse Time (ms)	Total of Dwell (ms)	Period Time (s)	Limit (ms)	Result
2402	0.420	134.40	31.60	400	PASS
2441	0.420	134.40			
2480	0.420	134.40			

Note: Dwell time = Pulse Time (ms) \times (1600 \div 2 \div 79) \times 31.6

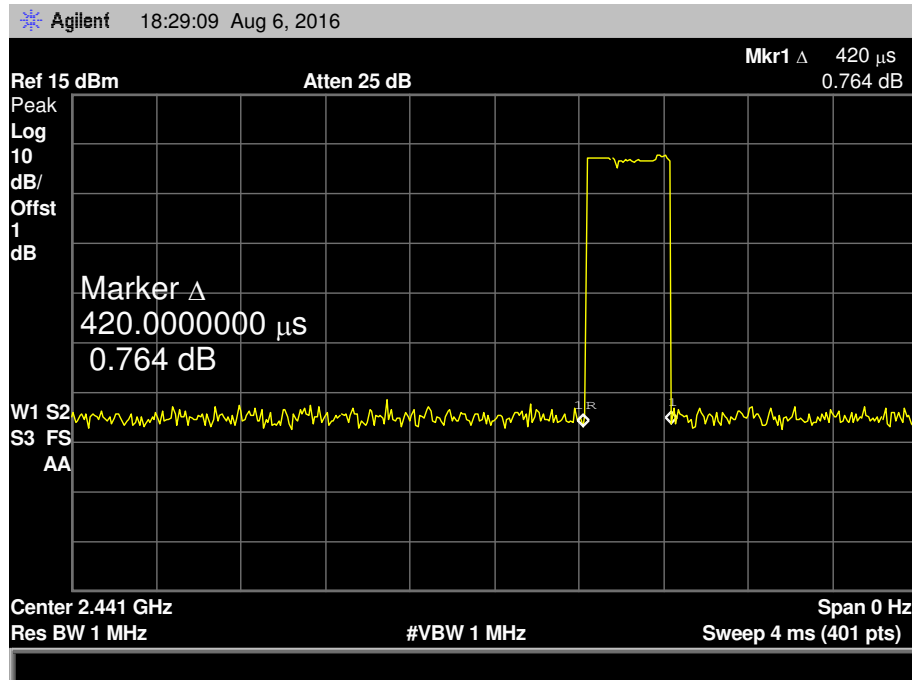
$\pi/4$ -DQPSK Hopping Mode DH1

2402 MHz



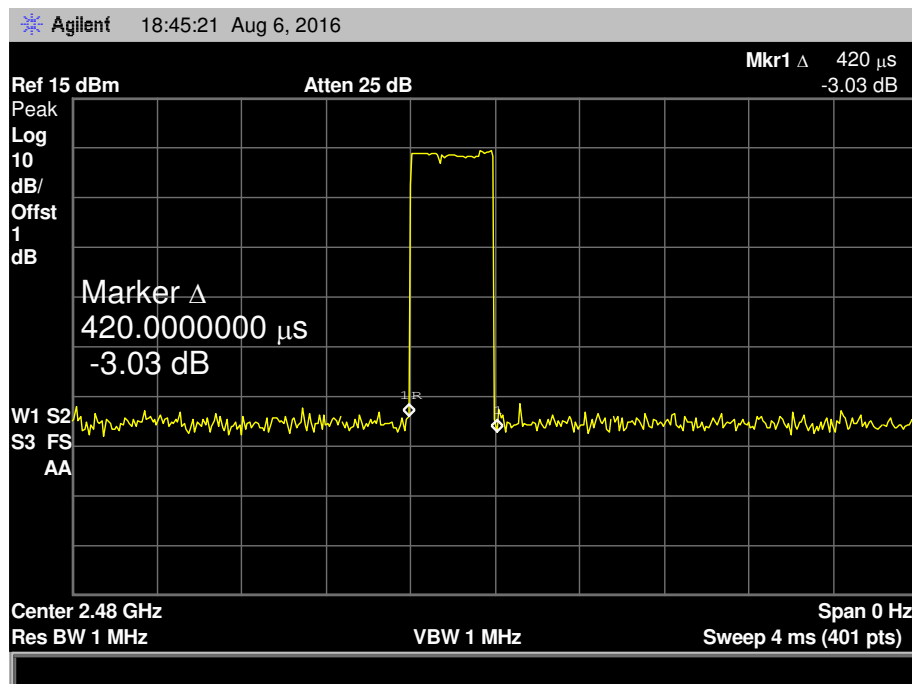
π /4-DQPSK Hopping Mode DH1

2441 MHz



π /4-DQPSK Hopping Mode DH1

2480 MHz

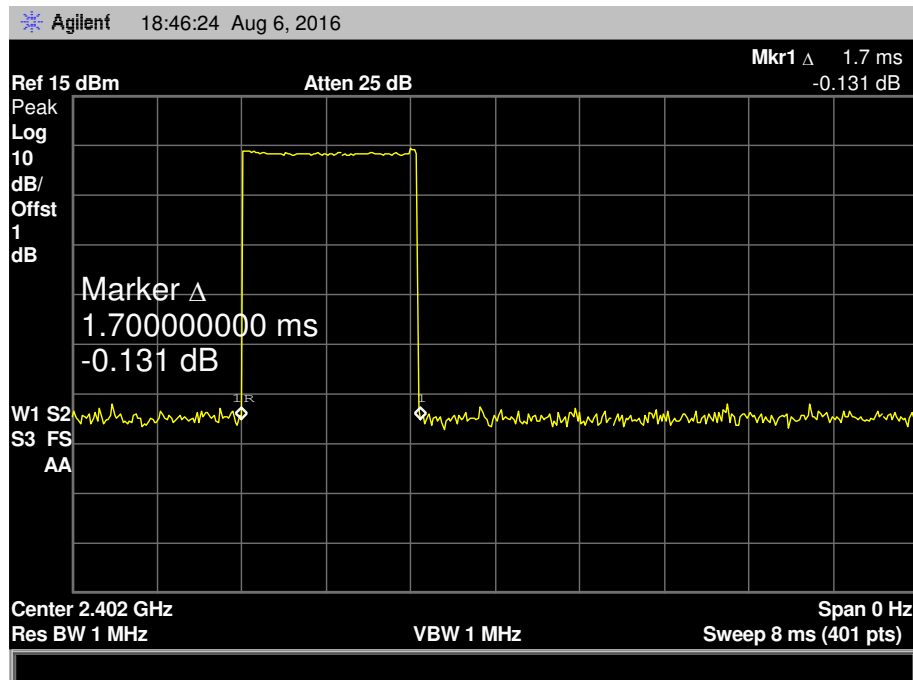


EUT:	PA ACTIVE STEREO SPEAKER BUILT IN BLUETOOTH	Model Name :	HP-6250AUBT		
Temperature:	25°C	Relative Humidity:	55%		
Test Voltage:	AC 120V/60Hz				
Test Mode:	Hopping Mode (π /4-DQPSK DH3)				
Channel (MHz)	Pulse Time (ms)	Total of Dwell (ms)	Period Time (s)	Limit (ms)	Result
2402	1.700	272.00	31.60	400	PASS
2441	1.700	272.00			
2480	1.700	272.00			

Note: Dwell time= Pulse Time (ms) \times (1600 \div 4 \div 79) \times 31.6

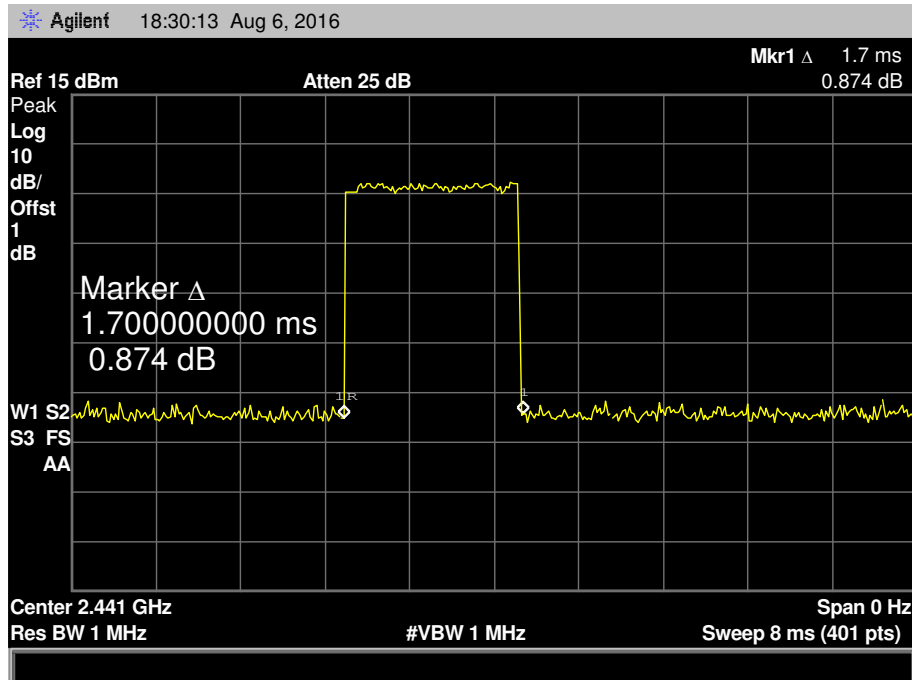
π /4-DQPSK Hopping Mode DH3

2402 MHz



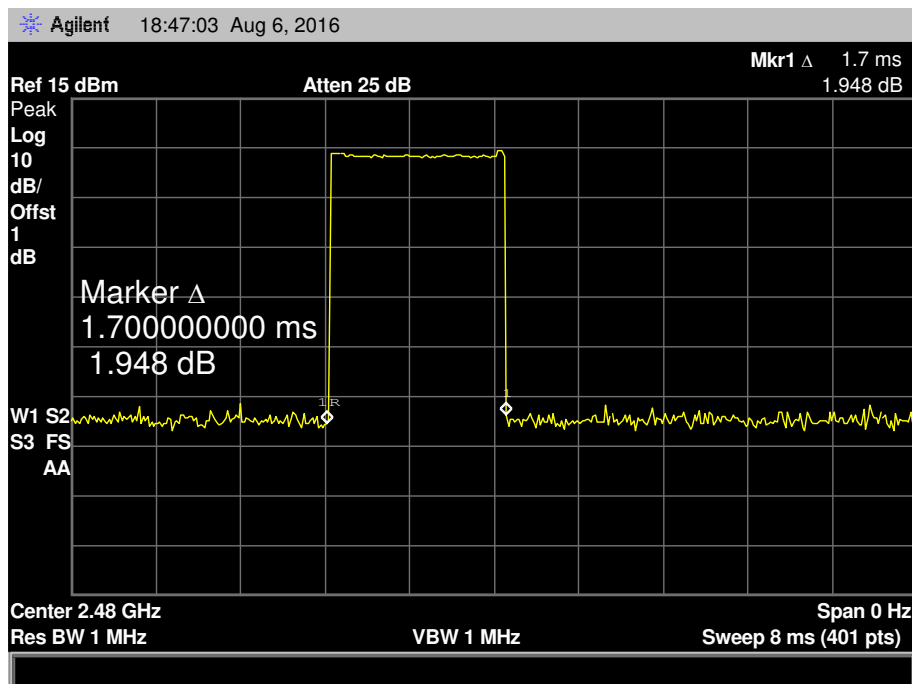
π /4-DQPSK Hopping Mode DH3

2441 MHz



π /4-DQPSK Hopping Mode DH3

2480 MHz

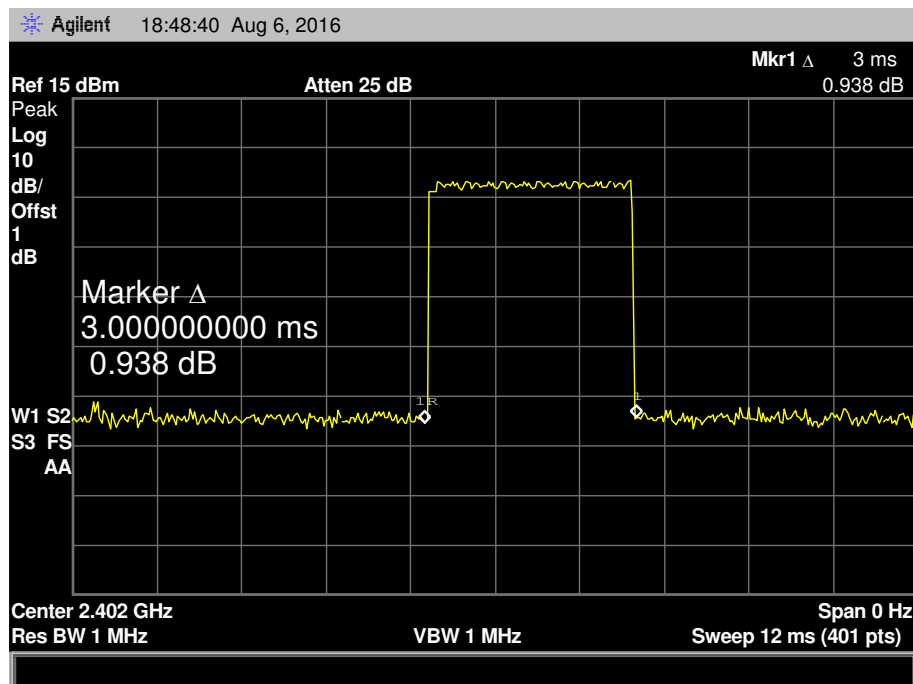


EUT:	PA ACTIVE STEREO SPEAKER BUILT IN BLUETOOTH	Model Name :	HP-6250AUBT		
Temperature:	25°C	Relative Humidity:	55%		
Test Voltage:	AC 120V/60Hz				
Test Mode:	Hopping Mode ($\pi/4$ -DQPSK DH5)				
Channel (MHz)	Pulse Time (ms)	Total of Dwell (ms)	Period Time (s)	Limit (ms)	Result
2402	3.000	320.00	31.60	400	PASS
2441	3.000	320.00			
2480	3.000	320.00			

Note: Dwell time=Pulse Time (ms) × (1600 ÷ 6 ÷ 79) ×31.6

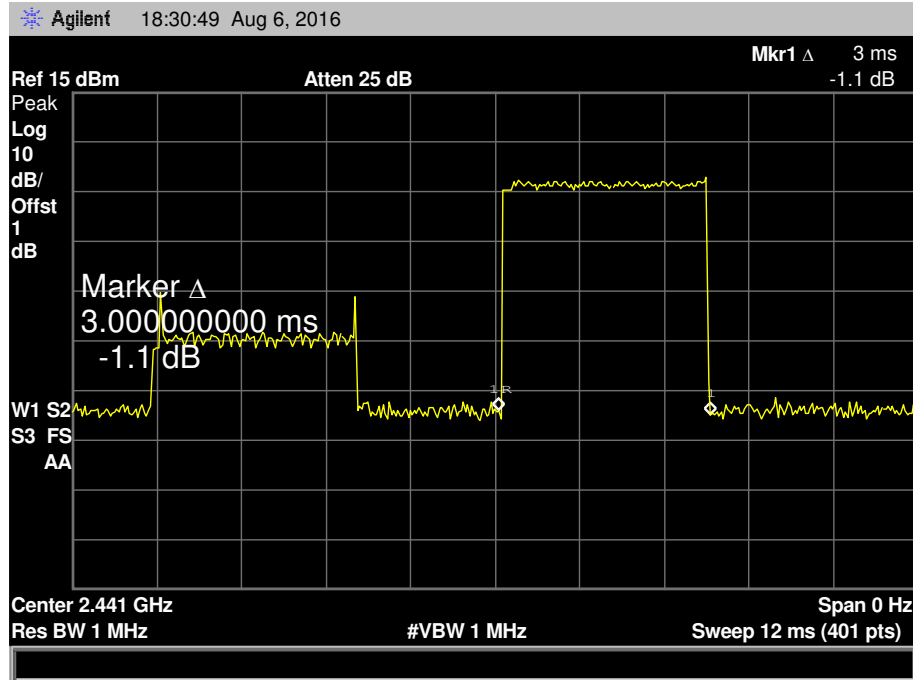
$\pi/4$ -DQPSK Hopping Mode DH5

2402 MHz



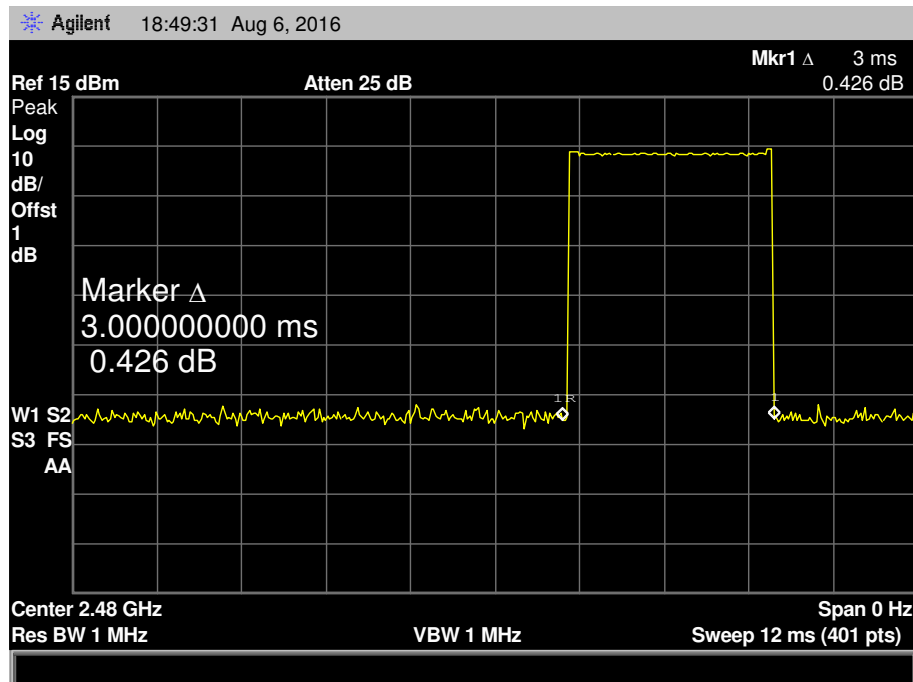
π /4-DQPSK Hopping Mode DH5

2441 MHz



π /4-DQPSK Hopping Mode DH5

2480 MHz

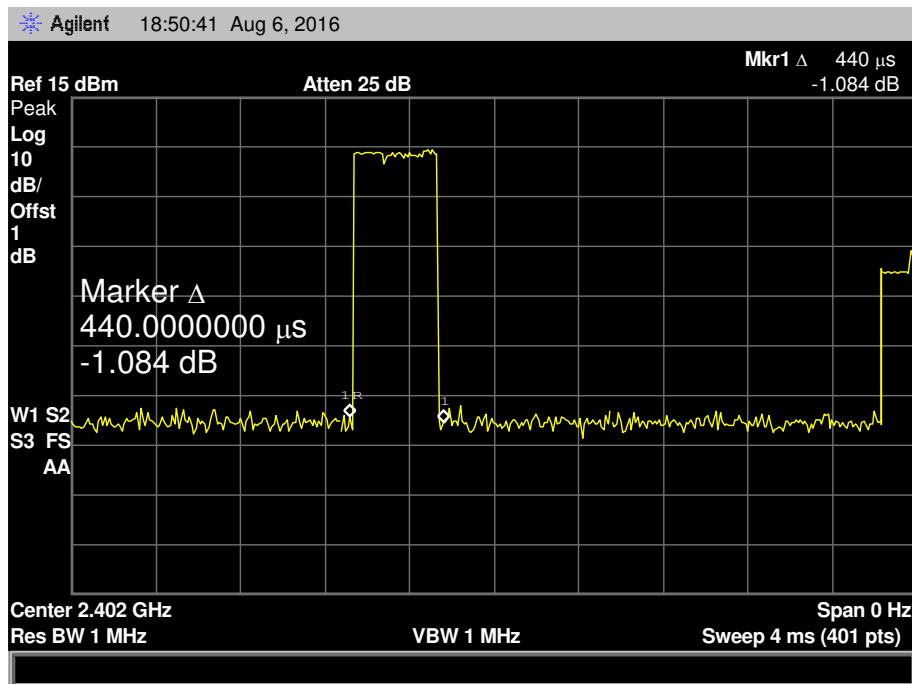


EUT:	PA ACTIVE STEREO SPEAKER BUILT IN BLUETOOTH	Model Name :	HP-6250AUBT		
Temperature:	25°C	Relative Humidity:	55%		
Test Voltage:	AC 120V/60Hz				
Test Mode:	Hopping Mode (8-DPSK DH1)				
Channel (MHz)	Pulse Time (ms)	Total of Dwell (ms)	Period Time (s)	Limit (ms)	Result
2402	0.440	140.80	31.60	400	PASS
2441	0.440	140.80			
2480	0.440	140.80			

Note: Dwell time=Pulse Time (ms) × (1600 ÷ 2 ÷ 79) × 31.6

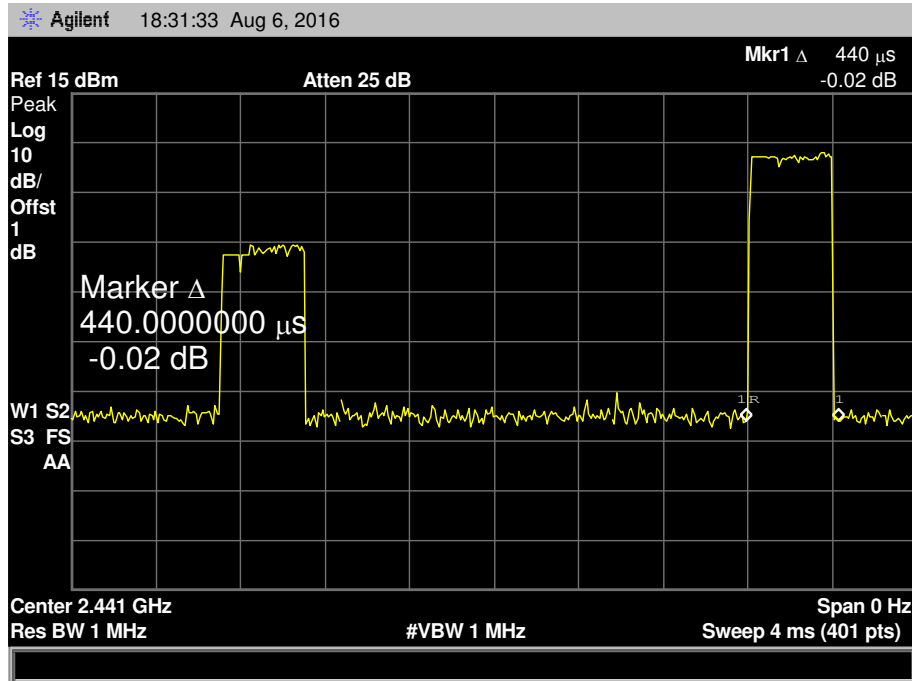
8-DPSK Hopping Mode DH1

2402 MHz



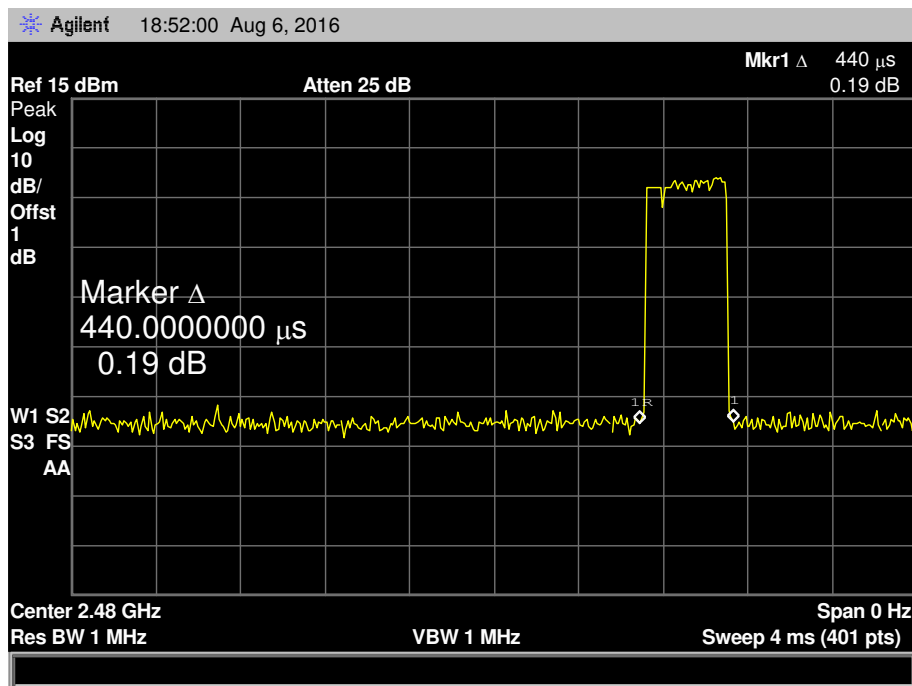
8-DPSK Hopping Mode DH1

2441 MHz



8-DPSK Hopping Mode DH1

2480 MHz

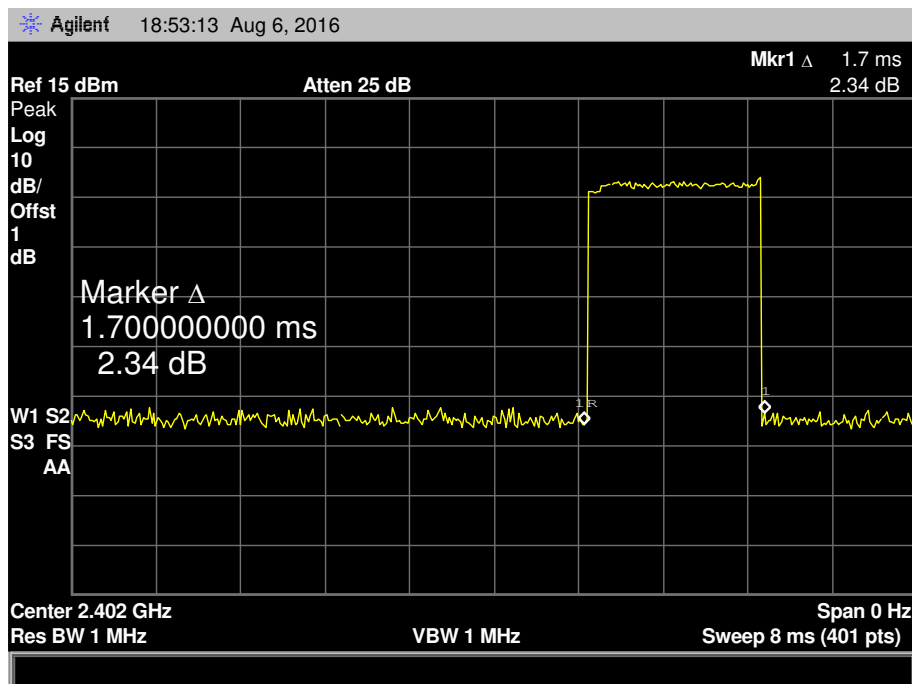


EUT:	PA ACTIVE STEREO SPEAKER BUILT IN BLUETOOTH	Model Name :	HP-6250AUBT		
Temperature:	25°C	Relative Humidity:	55%		
Test Voltage:	AC 120V/60Hz				
Test Mode:	Hopping Mode (8-DPSK DH3)				
Channel (MHz)	Pulse Time (ms)	Total of Dwell (ms)	Period Time (s)	Limit (ms)	Result
2402	1.700	272.00	31.60	400	PASS
2441	1.700	272.00			
2480	1.700	272.00			

Note: Dwell time= Pulse Time (ms) × (1600 ÷ 4 ÷ 79) × 31.6

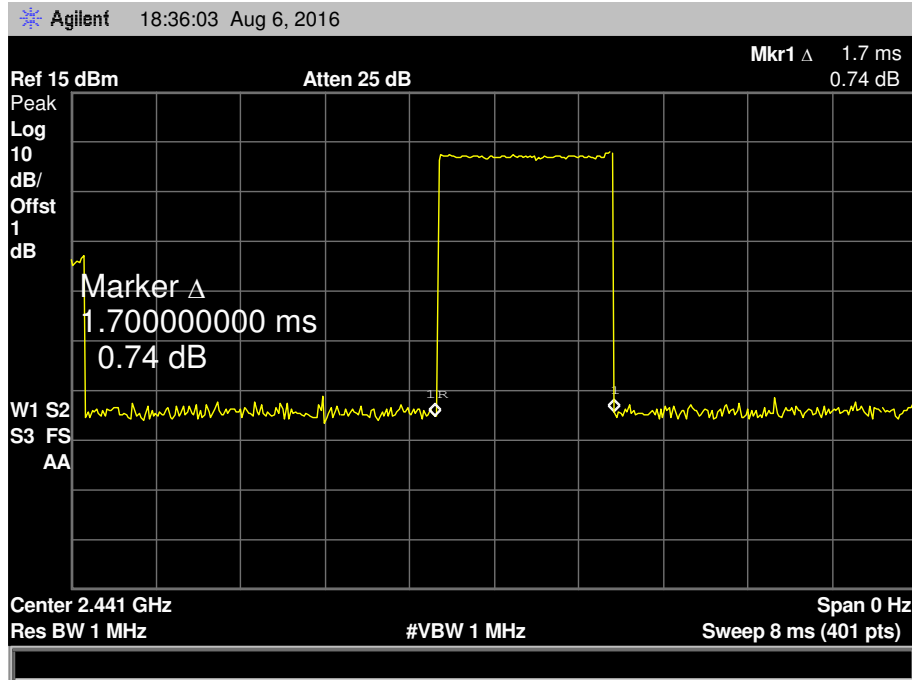
8-DPSK Hopping Mode DH3

2402 MHz



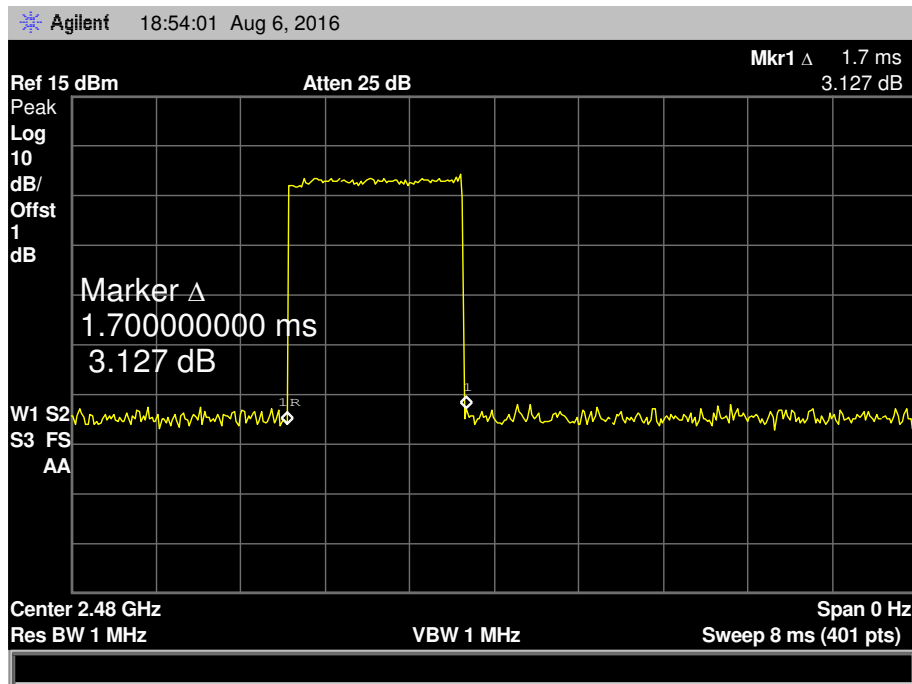
8-DPSK Hopping Mode DH3

2441 MHz



8-DPSK Hopping Mode DH3

2480 MHz

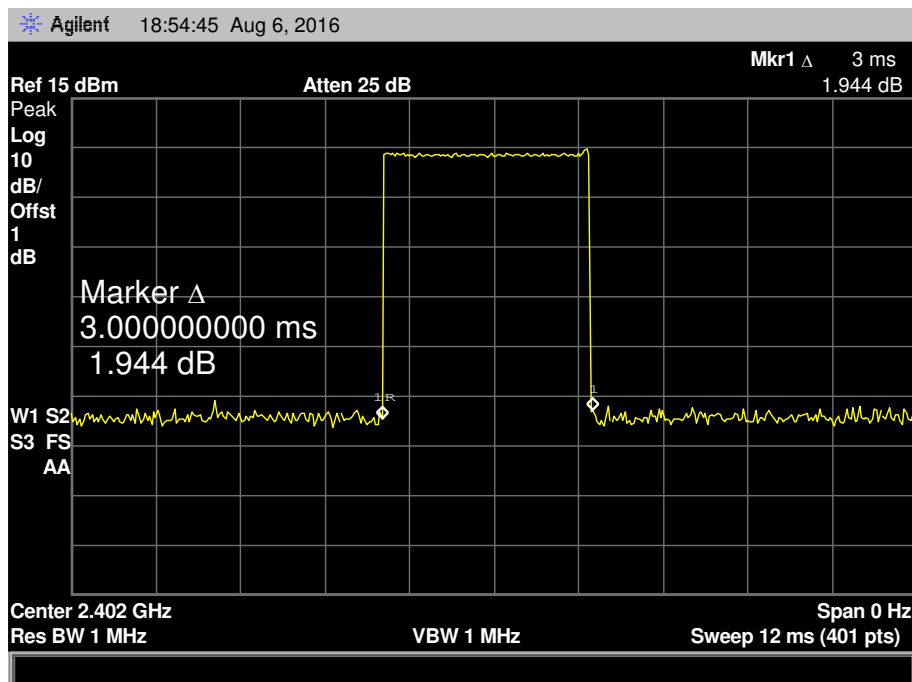


EUT:	PA ACTIVE STEREO SPEAKER BUILT IN BLUETOOTH	Model Name :	HP-6250AUBT		
Temperature:	25°C	Relative Humidity:	55%		
Test Voltage:	AC 120V/60Hz				
Test Mode:	Hopping Mode (8-DPSK DH5)				
Channel (MHz)	Pulse Time (ms)	Total of Dwell (ms)	Period Time (s)	Limit (ms)	Result
2402	3.000	320.00	31.60	400	PASS
2441	3.000	320.00			
2480	3.000	320.00			

Note: Dwell time= Pulse Time (ms) × (1600 ÷ 6 ÷ 79) × 31.6

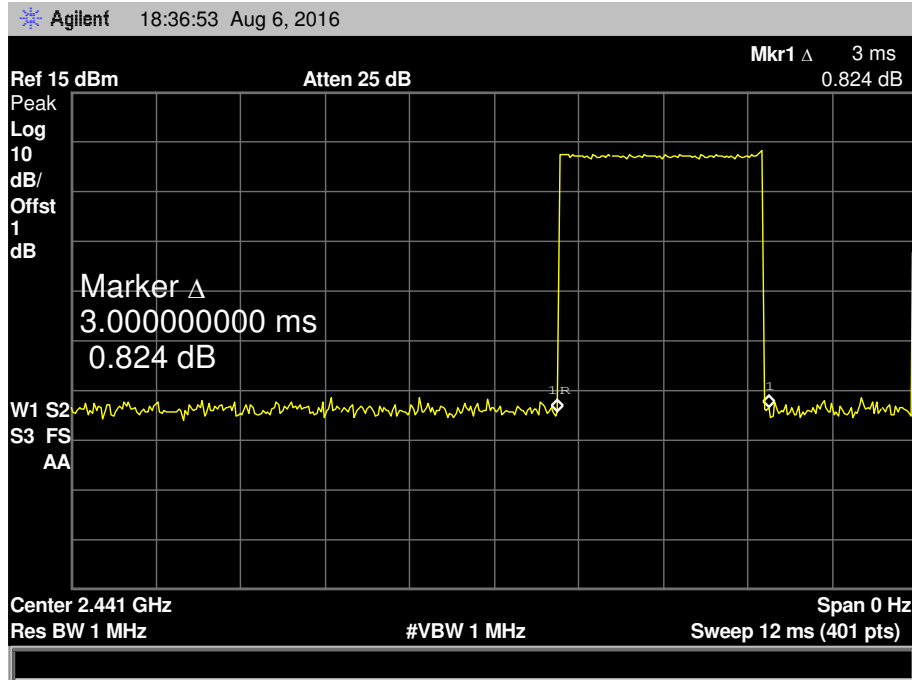
8-DPSK Hopping Mode DH5

2402 MHz



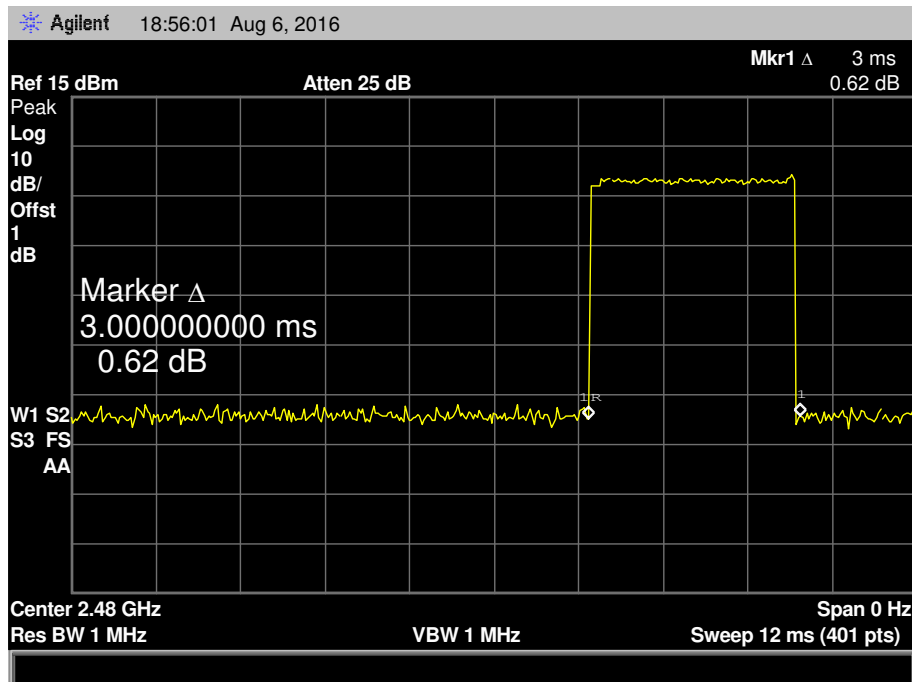
8-DPSK Hopping Mode DH5

2441 MHz



8-DPSK Hopping Mode DH5

2480 MHz



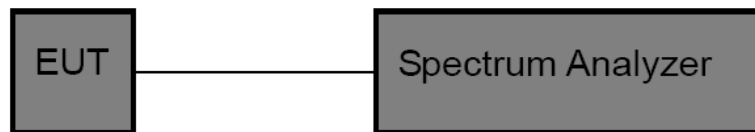
9. Channel Separation and Bandwidth Test

9.1 Test Standard and Limit

- 9.1.1 Test Standard
FCC Part 15.247
- 9.1.2 Test Limit

Test Item	Limit	Frequency Range(MHz)
Bandwidth	≤ 1 MHz (20dB bandwidth)	2400~2483.5
Channel Separation	>25 KHz or $>$ two-thirds of the 20 dB bandwidth Which is greater	2400~2483.5

9.2 Test Setup



9.3 Test Procedure

- (1) The EUT was directly connected to the spectrum analyzer and antenna output port as show in the block diagram above.
- (2) Spectrum Setting:
Channel Separation: RBW=30 kHz, VBW=100 kHz.
Bandwidth: RBW=30 kHz, VBW=100 kHz.
- (3) The bandwidth is measured at an amplitude level reduced 20dB from the reference level. The reference level is the level of the highest amplitude signal observed from the transmitter at the fundamental frequency. Once the reference level is established, the equipment is conditioned with typical modulating signal to produce the worst –case (i.e the widest) bandwidth.
- (4) Measure the channel separation the spectrum analyzer was set to Resolution Bandwidth:30 kHz, and Video Bandwidth:100 kHz. Sweep Time set auto.

9.4 EUT Operating Condition

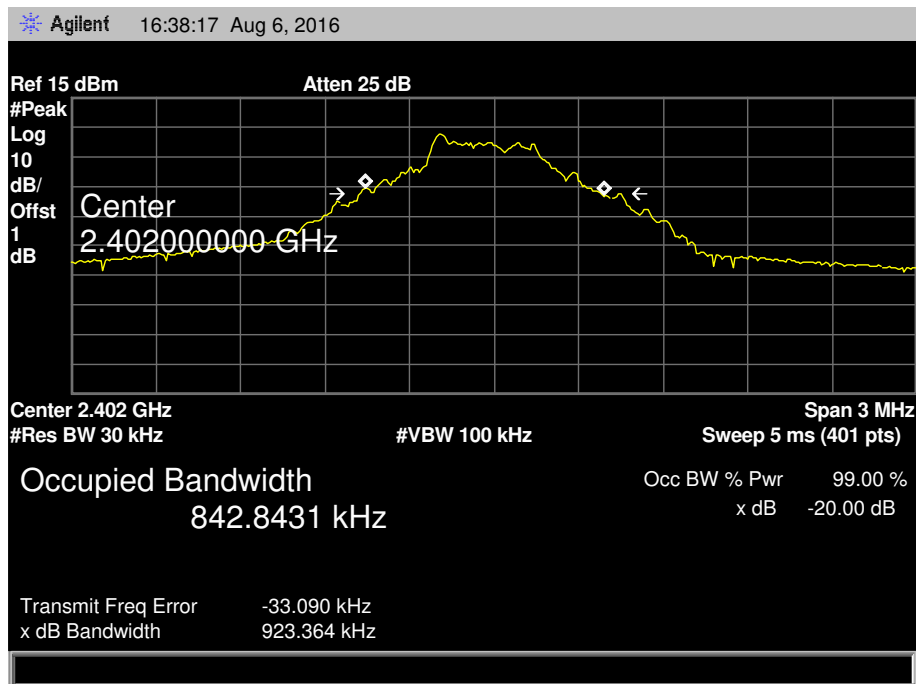
The EUT was set to the Hopping Mode for Channel Separation Test and continuously transmitting for the Bandwidth Test.

9.5 Test Data

EUT:	PA ACTIVE STEREO SPEAKER BUILT IN BLUETOOTH	Model Name :	HP-6250AUBT
Temperature:	25°C	Relative Humidity:	55%
Test Voltage:	AC 120V/60Hz		
Test Mode:	TX Mode (GFSK)		
Channel frequency (MHz)	99% OBW (kHz)	20dB Bandwidth (kHz)	20dB Bandwidth *2/3 (kHz)
2402	842.8431	923.364	
2441	840.6870	922.413	
2480	844.7087	926.999	

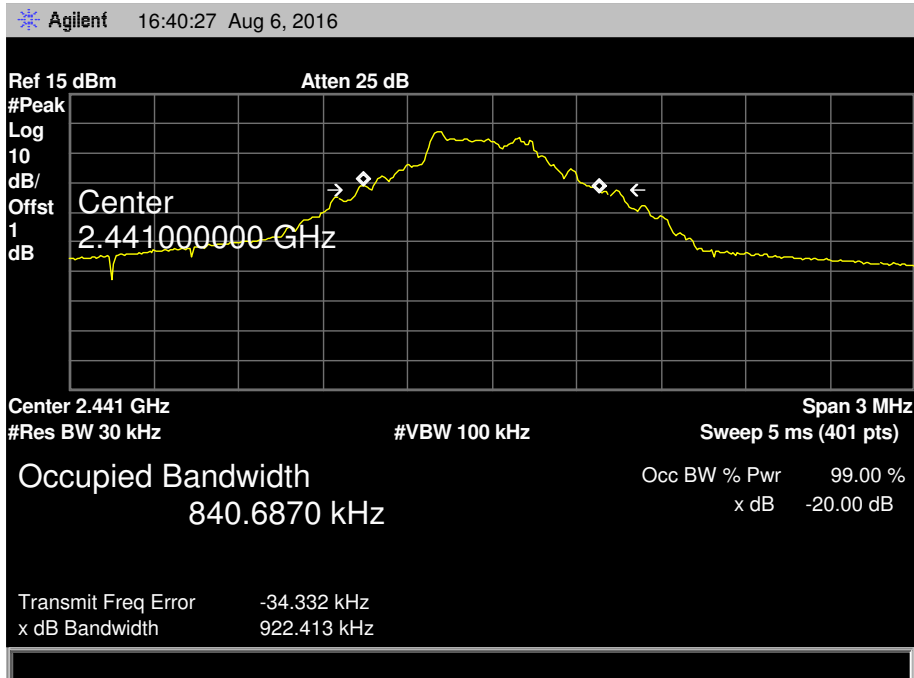
GFSK TX Mode

2402 MHz



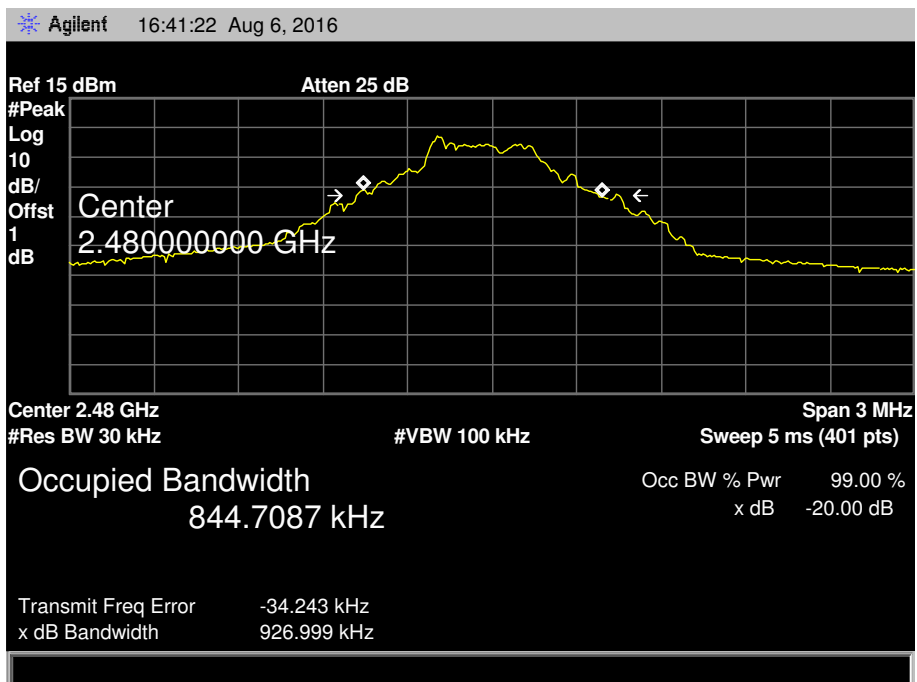
GFSK TX Mode

2441 MHz



GFSK TX Mode

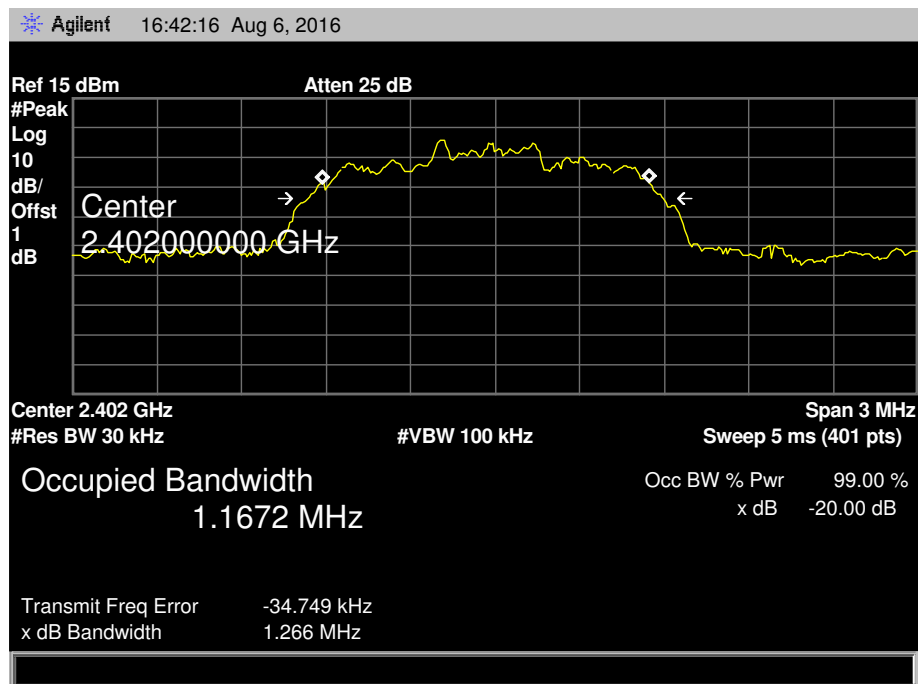
2480 MHz



EUT:	PA ACTIVE STEREO SPEAKER BUILT IN BLUETOOTH	Model Name :	HP-6250AUBT
Temperature:	25°C	Relative Humidity:	55%
Test Voltage:	AC 120V/60Hz		
Test Mode:	TX Mode (π /4-DQPSK)		
Channel frequency (MHz)	99% OBW (kHz)	20dB Bandwidth (kHz)	20dB Bandwidth *2/3 (kHz)
2402	1167.20	1266.00	844.00
2441	1165.40	1273.00	848.67
2480	1164.80	1258.00	838.67

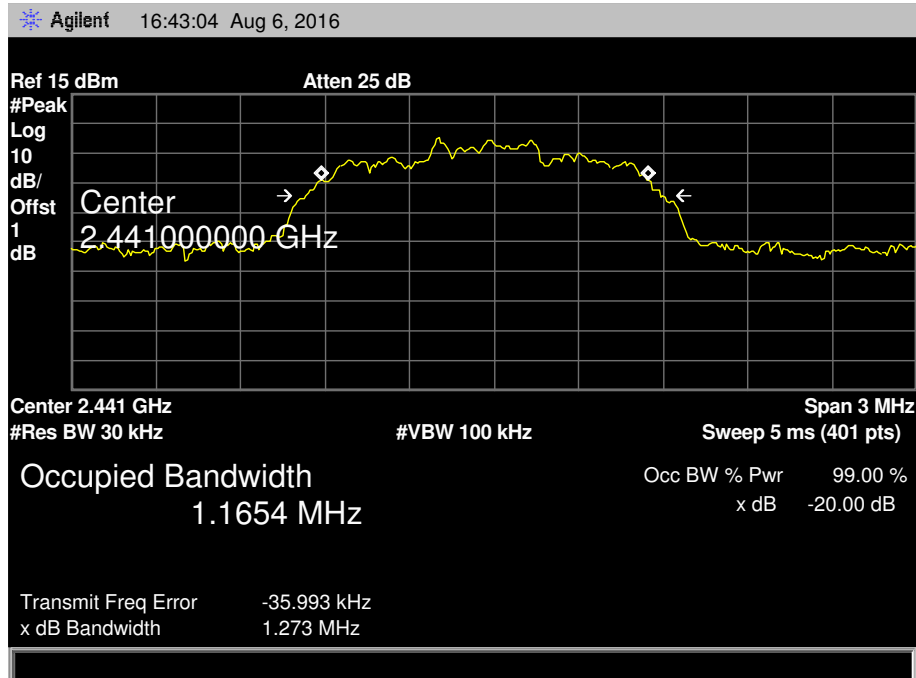
π /4-DQPSK TX Mode

2402 MHz



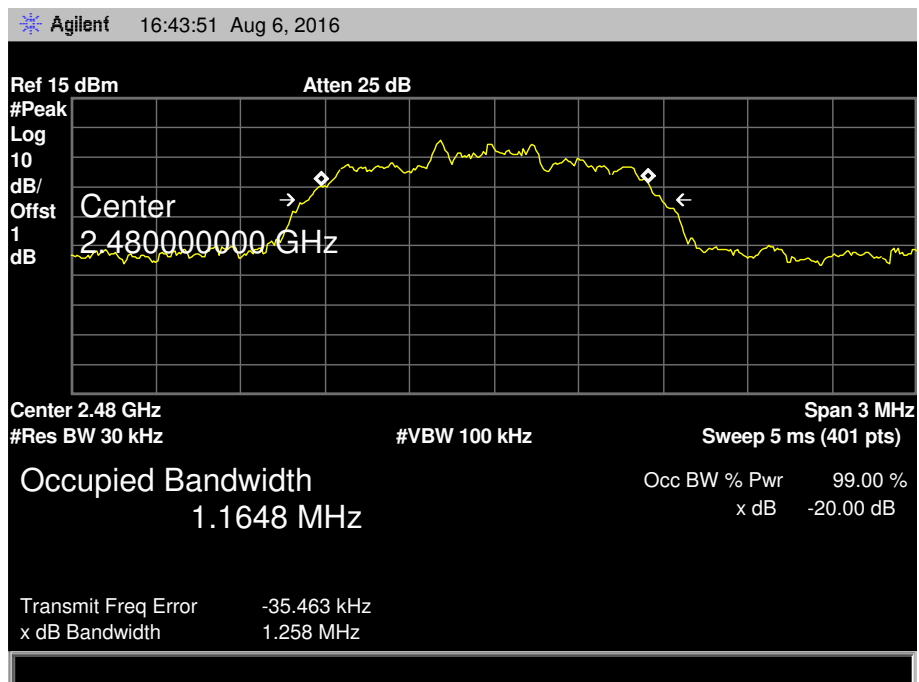
π /4-DQPSK TX Mode

2441 MHz



π /4-DQPSK TX Mode

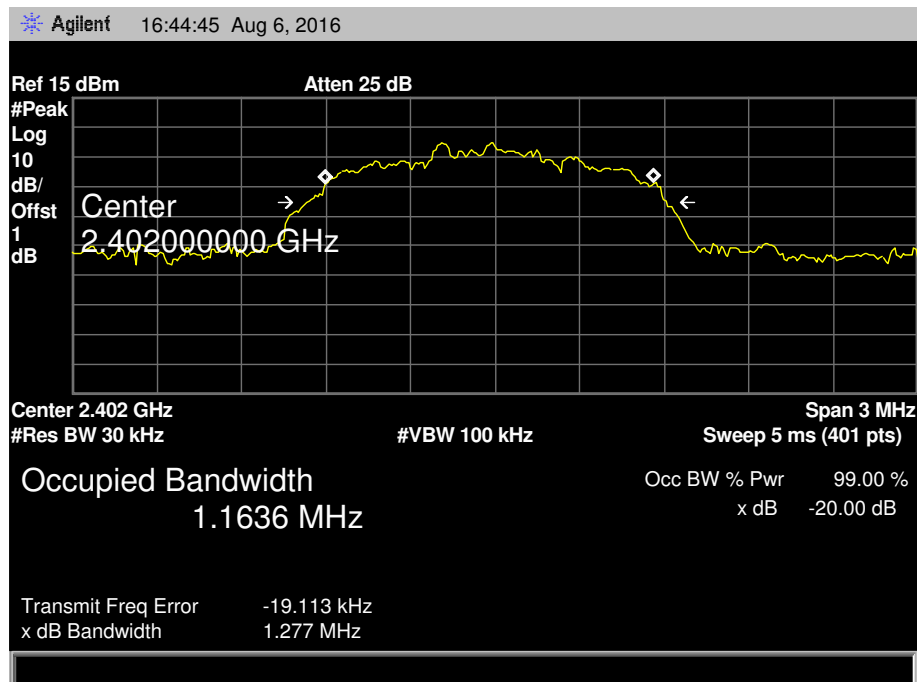
2480 MHz



EUT:	PA ACTIVE STEREO SPEAKER BUILT IN BLUETOOTH	Model Name :	HP-6250AUBT
Temperature:	25°C	Relative Humidity:	55%
Test Voltage:	AC 120V/60Hz		
Test Mode:	TX Mode (8-DPSK)		
Channel frequency (MHz)	99% OBW (kHz)	20dB Bandwidth (kHz)	20dB Bandwidth *2/3 (kHz)
2402	1163.60	1277.00	810.67
2441	1167.80	1264.00	812.00
2480	1173.60	1275.00	812.00

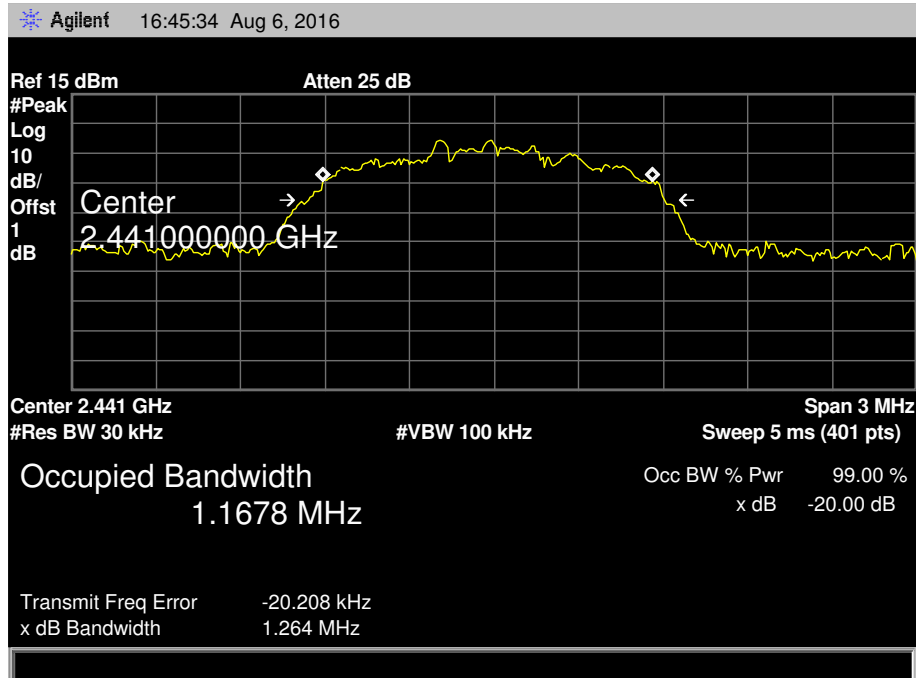
8-DPSK TX Mode

2402 MHz



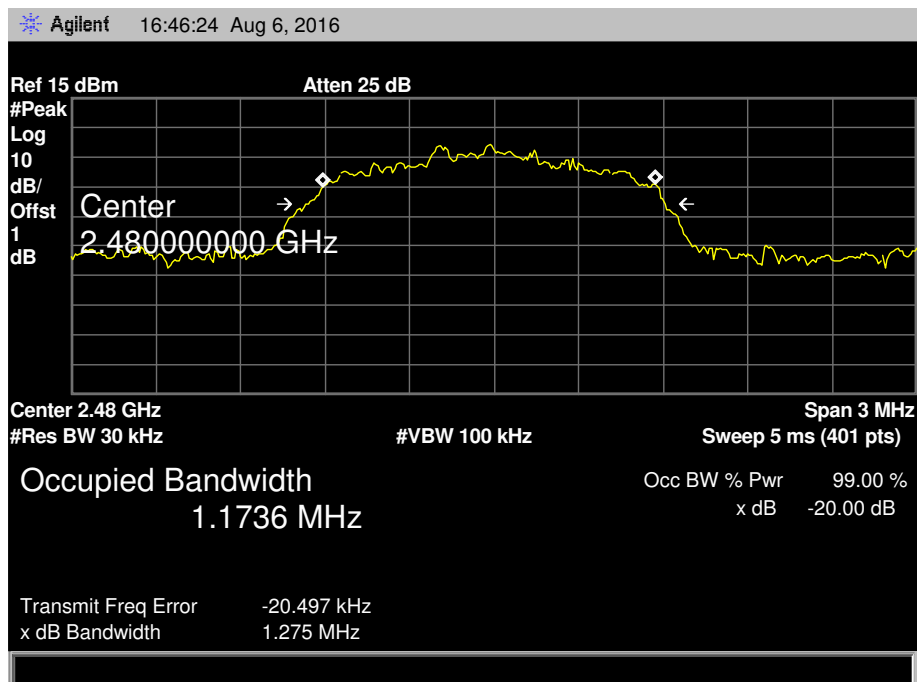
8-DPSK TX Mode

2441 MHz



8-DPSK TX Mode

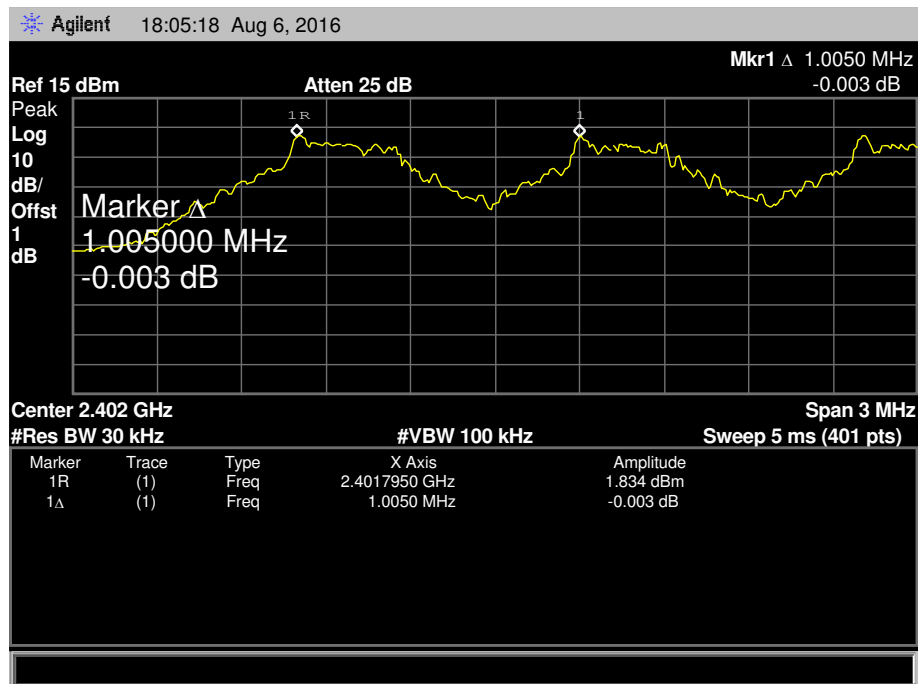
2480 MHz



EUT:	PA ACTIVE STEREO SPEAKER BUILT IN BLUETOOTH	Model Name :	HP-6250AUBT
Temperature:	25°C	Relative Humidity:	55%
Test Voltage:	AC 120V/60Hz		
Test Mode:	Hopping Mode (GFSK)		
Channel frequency (MHz)	Separation Read Value (kHz)	Separation Limit (kHz)	
2402	1005.00	923.364	
2441	1005.00	922.413	
2480	1005.00	926.999	

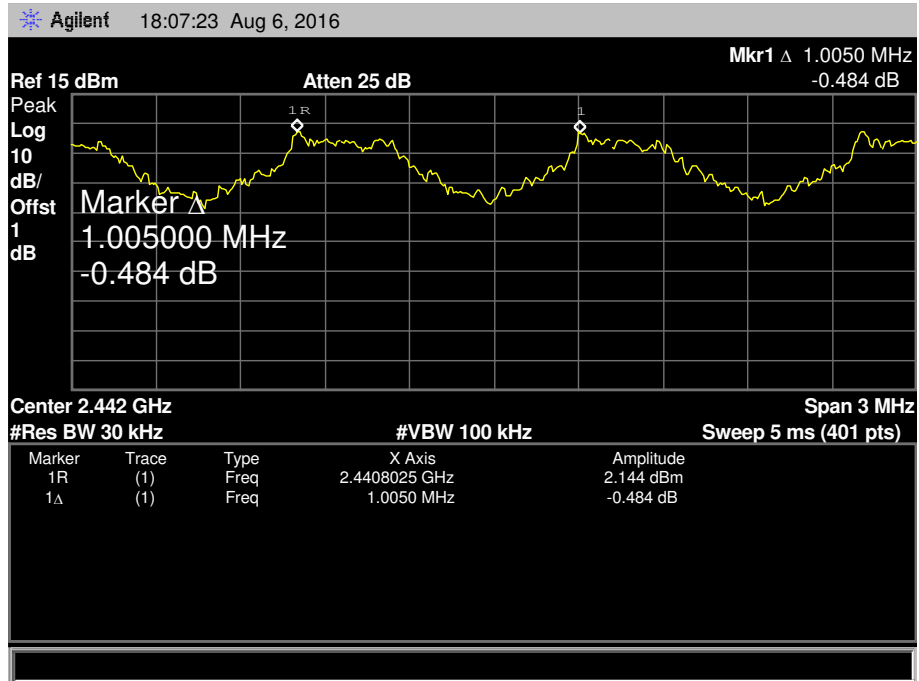
GFSK Hopping Mode

2402 MHz



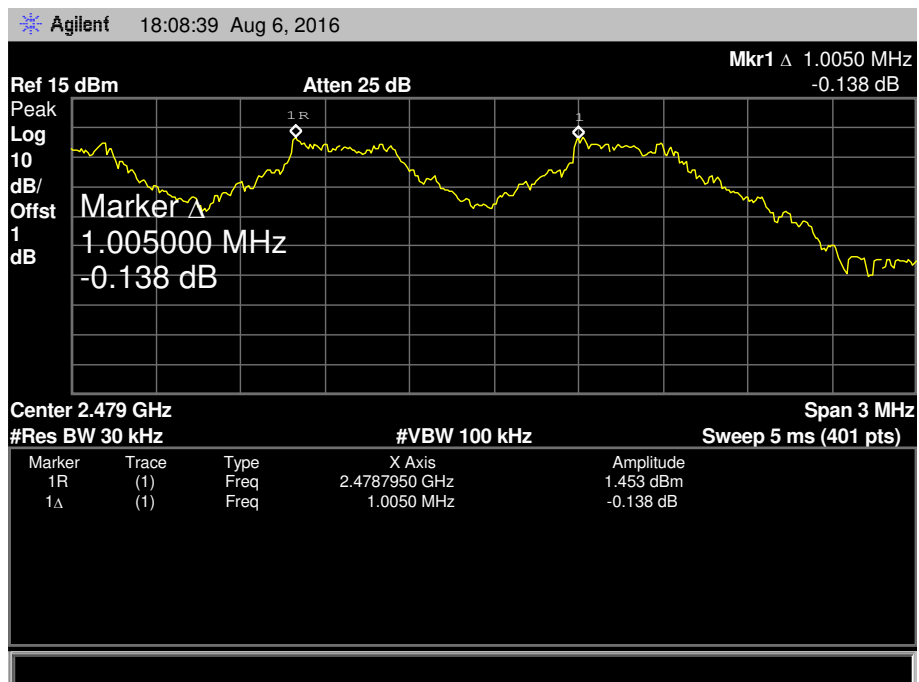
GFSK Hopping Mode

2441 MHz



GFSK Hopping Mode

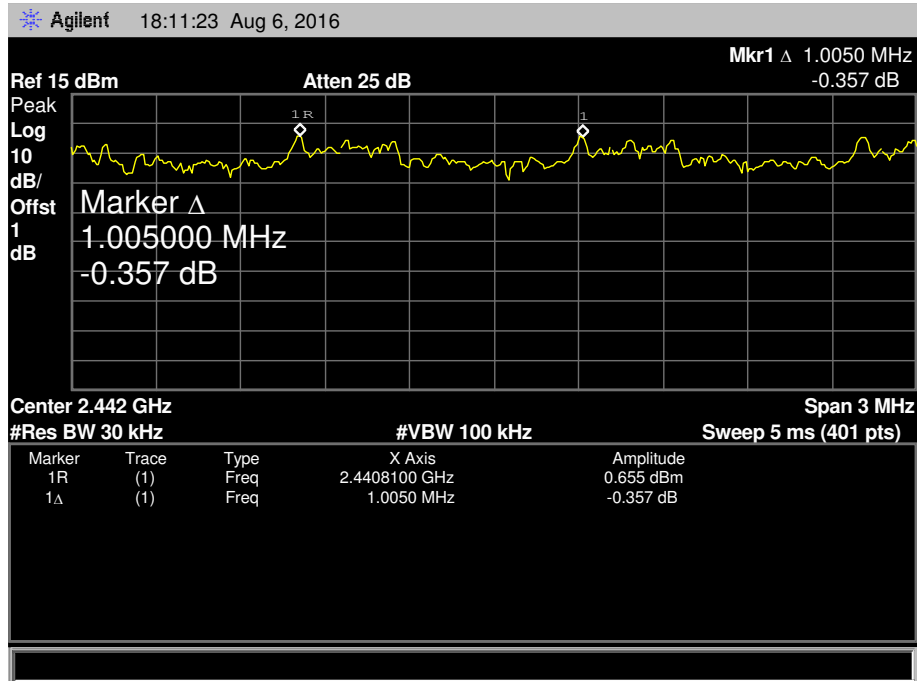
2480 MHz



EUT:	PA ACTIVE STEREO SPEAKER BUILT IN BLUETOOTH	Model Name :	HP-6250AUBT															
Temperature:	25°C	Relative Humidity:	55%															
Test Voltage:	AC 120V/60Hz																	
Test Mode:	Hopping Mode ($\pi/4$ -DQPSK)																	
Channel frequency (MHz)	Separation Read Value (kHz)	Separation Limit (kHz)																
2402	1005.00	844.00																
2441	1005.00	848.67																
2480	1005.00	838.67																
$\pi/4$-DQPSK Hopping Mode																		
2402 MHz																		
 <p>Agilent 18:09:43 Aug 6, 2016</p> <p>Ref 15 dBm Atten 25 dB Mkr1 Δ 1.0050 MHz 0.044 dB</p> <p>Peak Log 10 dB/Offst 1 dB</p> <p>Marker Δ 1.005000 MHz 0.044 dB</p> <p>Center 2.479 GHz Span 3 MHz #Res BW 30 kHz #VBW 100 kHz Sweep 5 ms (401 pts)</p> <table border="1"> <thead> <tr> <th>Marker</th> <th>Trace</th> <th>Type</th> <th>X Axis</th> <th>Amplitude</th> </tr> </thead> <tbody> <tr> <td>1R</td> <td>(1)</td> <td>Freq</td> <td>2.4788100 GHz</td> <td>0.394 dBm</td> </tr> <tr> <td>1Δ</td> <td>(1)</td> <td>Freq</td> <td>1.0050 MHz</td> <td>0.044 dB</td> </tr> </tbody> </table>				Marker	Trace	Type	X Axis	Amplitude	1R	(1)	Freq	2.4788100 GHz	0.394 dBm	1 Δ	(1)	Freq	1.0050 MHz	0.044 dB
Marker	Trace	Type	X Axis	Amplitude														
1R	(1)	Freq	2.4788100 GHz	0.394 dBm														
1 Δ	(1)	Freq	1.0050 MHz	0.044 dB														

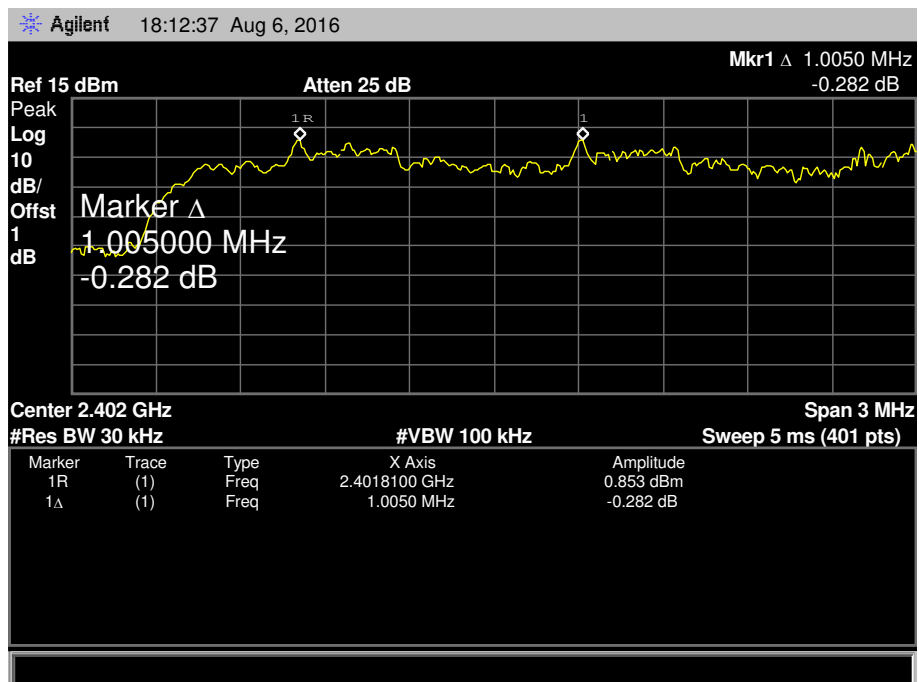
$\pi/4$ -DQPSK Hopping Mode

2441 MHz



$\pi/4$ -DQPSK Hopping Mode

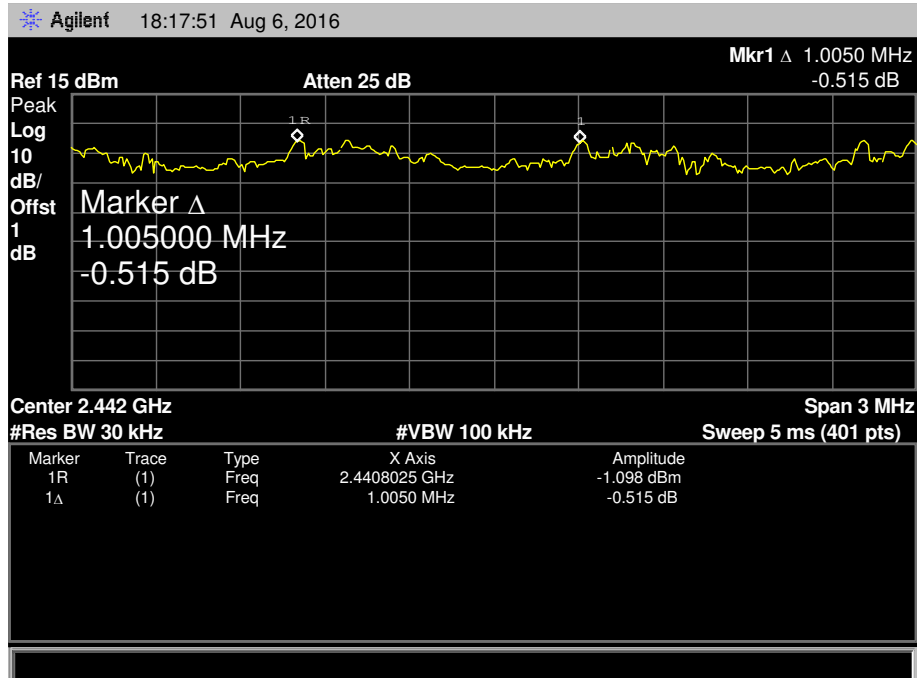
2480 MHz



EUT:	PA ACTIVE STEREO SPEAKER BUILT IN BLUETOOTH	Model Name :	HP-6250AUBT															
Temperature:	25°C	Relative Humidity:	55%															
Test Voltage:	AC 120V/60Hz																	
Test Mode:	Hopping Mode (8-DPSK)																	
Channel frequency (MHz)	Separation Read Value (kHz)	Separation Limit (kHz)																
2402	1005.00	810.67																
2441	1005.00	812.00																
2480	1005.00	812.00																
8-DPSK Hopping Mode																		
2402 MHz																		
<p>Agilent 18:16:08 Aug 6, 2016</p> <p>Ref 15 dBm Atten 25 dB Mkr1 Δ 1.0050 MHz -0.38 dB</p> <p>Peak Log 10 dB/ Offst 1 dB</p> <p>Marker Δ 1.005000 MHz -0.38 dB</p> <p>Center 2.402 GHz Span 3 MHz #Res BW 30 kHz #VBW 100 kHz Sweep 5 ms (401 pts)</p> <table border="1"> <thead> <tr> <th>Marker</th> <th>Trace</th> <th>Type</th> <th>X Axis</th> <th>Amplitude</th> </tr> </thead> <tbody> <tr> <td>1R</td> <td>(1)</td> <td>Freq</td> <td>2.401990 GHz</td> <td>-0.879 dBm</td> </tr> <tr> <td>1Δ</td> <td>(1)</td> <td>Freq</td> <td>1.0050 MHz</td> <td>-0.38 dB</td> </tr> </tbody> </table>				Marker	Trace	Type	X Axis	Amplitude	1R	(1)	Freq	2.401990 GHz	-0.879 dBm	1Δ	(1)	Freq	1.0050 MHz	-0.38 dB
Marker	Trace	Type	X Axis	Amplitude														
1R	(1)	Freq	2.401990 GHz	-0.879 dBm														
1Δ	(1)	Freq	1.0050 MHz	-0.38 dB														

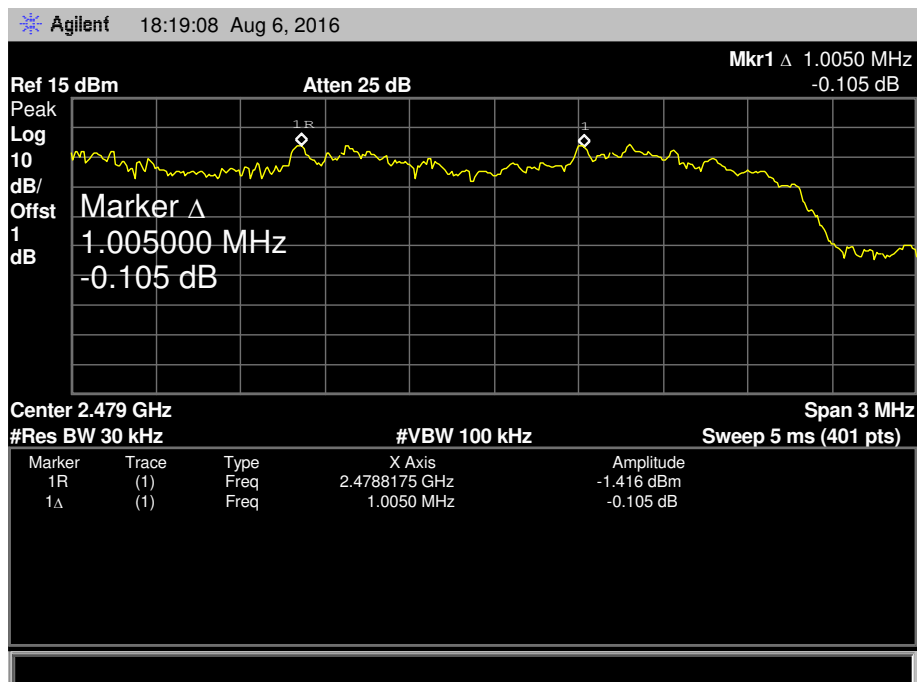
8-DPSK Hopping Mode

2441 MHz



8-DPSK Hopping Mode

2480 MHz



10. Peak Output Power Test

10.1 Test Standard and Limit

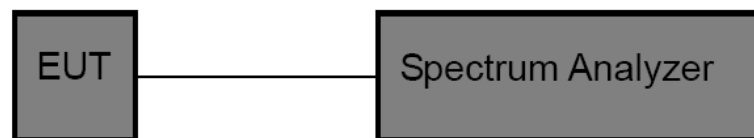
10.1.1 Test Standard

FCC Part 15.247 (b) (1)

10.1.2 Test Limit

Test Item	Limit	Frequency Range(MHz)
Peak Output Power	Hopping Channels>75 Power<1W(30dBm) Other <125 mW(21dBm)	2400~2483.5

10.2 Test Setup



10.3 Test Procedure

- (1) The EUT was directly connected to the spectrum analyzer and antenna output port as show in the block diagram above.
- (2) Spectrum Setting:
Peak Detector: RBW=1 MHz, VBW=3 MHz for bandwidth less than 1MHz.
RBW=3 MHz, VBW=3 MHz for bandwidth more than 1MHz.

10.4 EUT Operating Condition

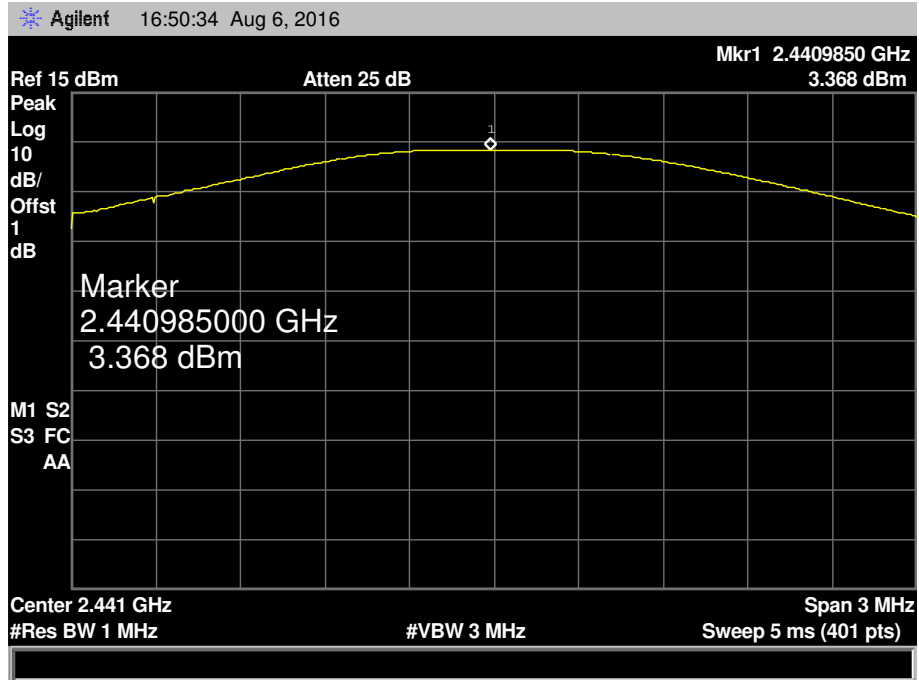
The EUT was set to continuously transmitting in the max power during the test.

10.5 Test Data

EUT:	PA ACTIVE STEREO SPEAKER BUILT IN BLUETOOTH	Model Name :	HP-6250AUBT
Temperature:	25°C	Relative Humidity:	55%
Test Voltage:	AC 120V/60Hz		
Test Mode:	TX Mode (GFSK)		
Channel frequency (MHz)	Test Result (dBm)	Limit (dBm)	
2402	3.576	30	
2441	3.368		
2480	3.143		
GFSK TX Mode			
2402 MHz			
<p>Agilent 16:49:17 Aug 6, 2016</p> <p>Ref 15 dBm Atten 25 dB Mkr1 2.4020900 GHz 3.576 dBm</p> <p>Peak Log 10 dB/Offst 1 dB</p> <p>Marker 2.40209000 GHz 3.576 dBm</p> <p>M1 S2 S3 FC AA</p> <p>Center 2.402 GHz Span 3 MHz #Res BW 1 MHz #VBW 3 MHz Sweep 5 ms (401 pts)</p>			

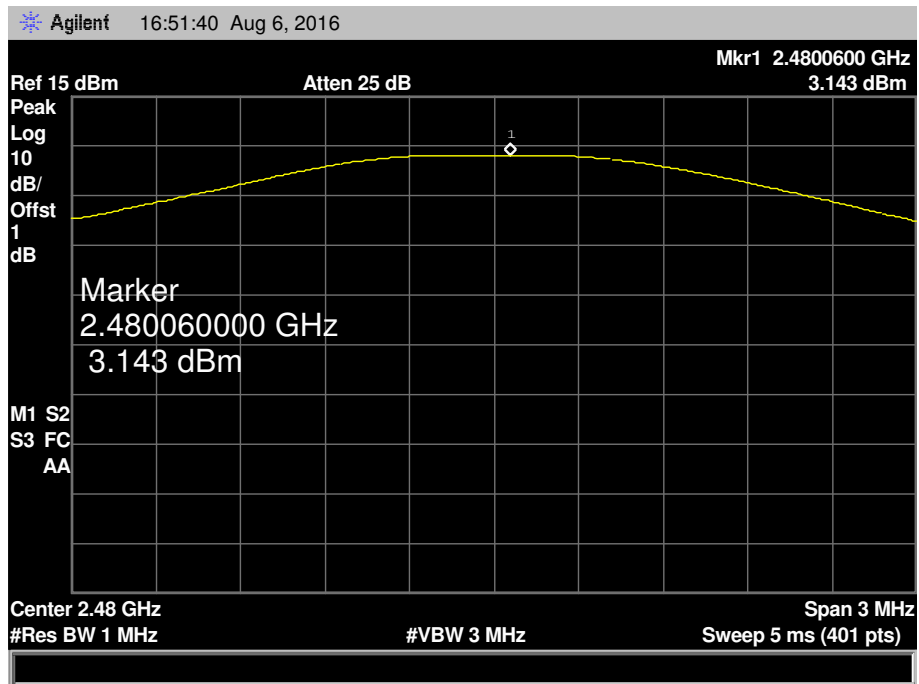
GFSK TX Mode

2441 MHz



GFSK TX Mode

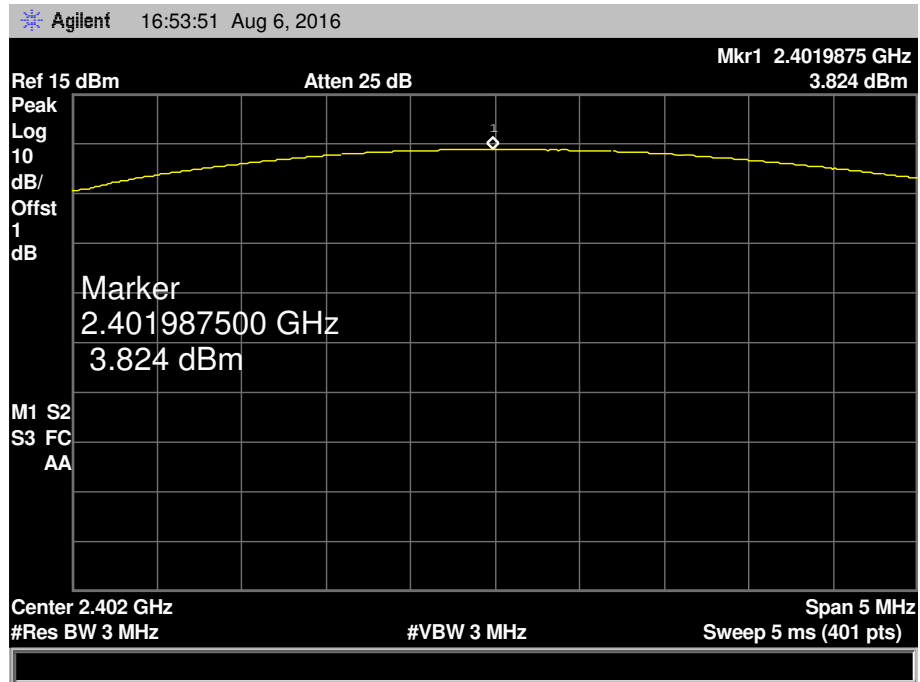
2480 MHz



EUT:	PA ACTIVE STEREO SPEAKER BUILT IN BLUETOOTH	Model Name :	HP-6250AUBT
Temperature:	25°C	Relative Humidity:	55%
Test Voltage:	AC 120V/60Hz		
Test Mode:	TX Mode (π /4-DQPSK)		
Channel frequency (MHz)	Test Result (dBm)	Limit (dBm)	
2402	3.824	21	
2441	3.660		
2480	3.461		

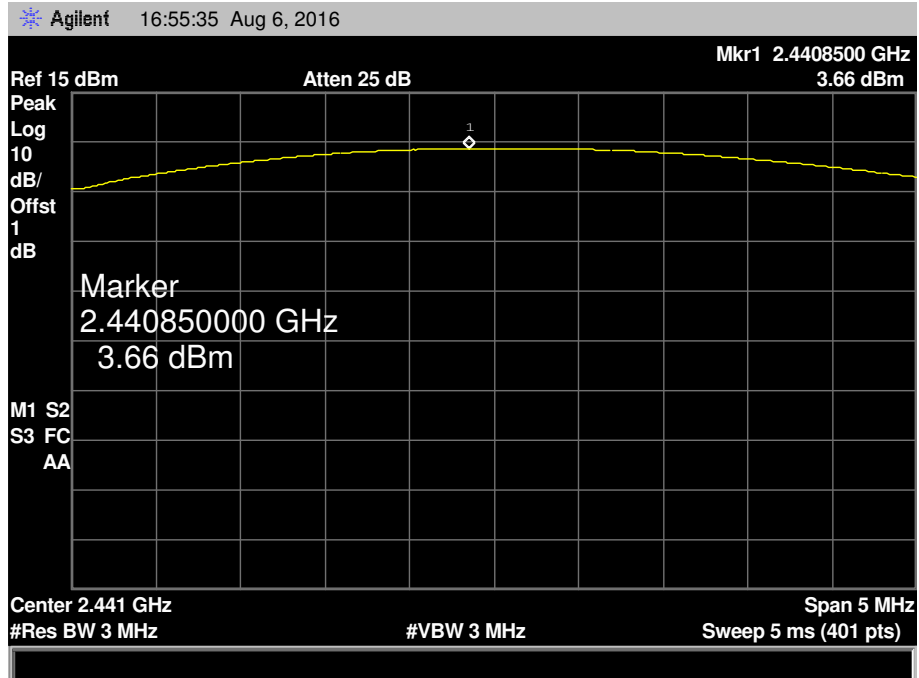
π /4-DQPSK TX Mode

2402 MHz



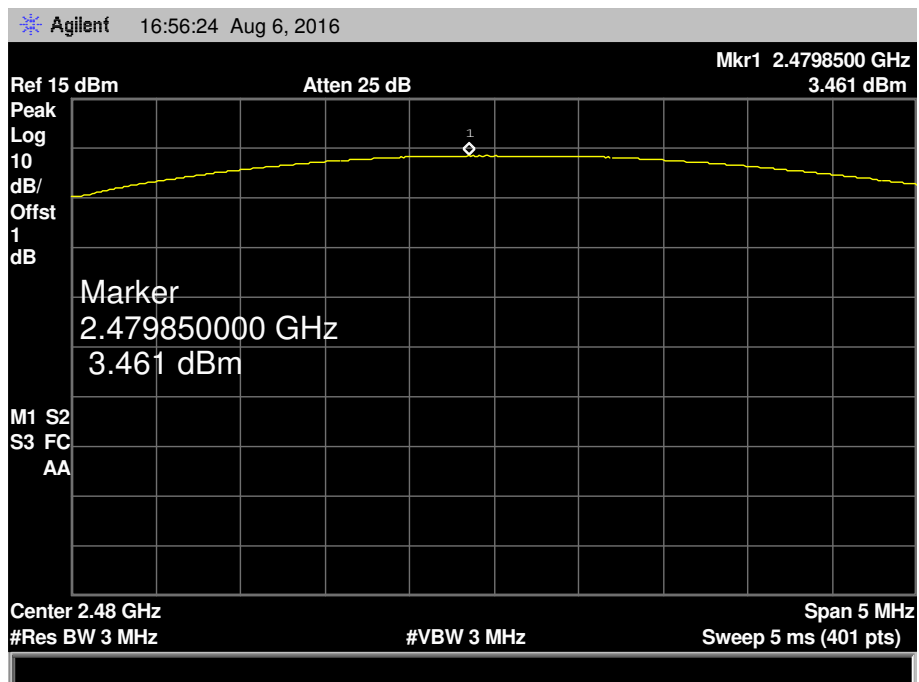
$\pi/4$ -DQPSK TX Mode

2441 MHz



$\pi/4$ -DQPSK TX Mode

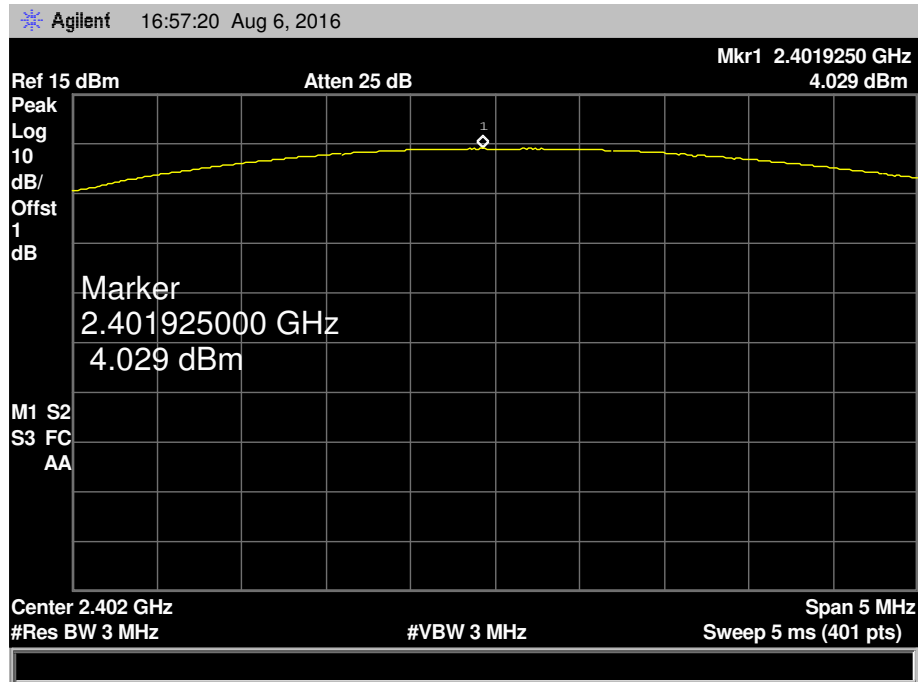
2480 MHz



EUT:	PA ACTIVE STEREO SPEAKER BUILT IN BLUETOOTH	Model Name :	HP-6250AUBT
Temperature:	25°C	Relative Humidity:	55%
Test Voltage:	AC 120V/60Hz		
Test Mode:	TX Mode (8-DPSK)		
Channel frequency (MHz)	Test Result (dBm)	Limit (dBm)	
2402	4.029	21	
2441	3.766		
2480	3.571		

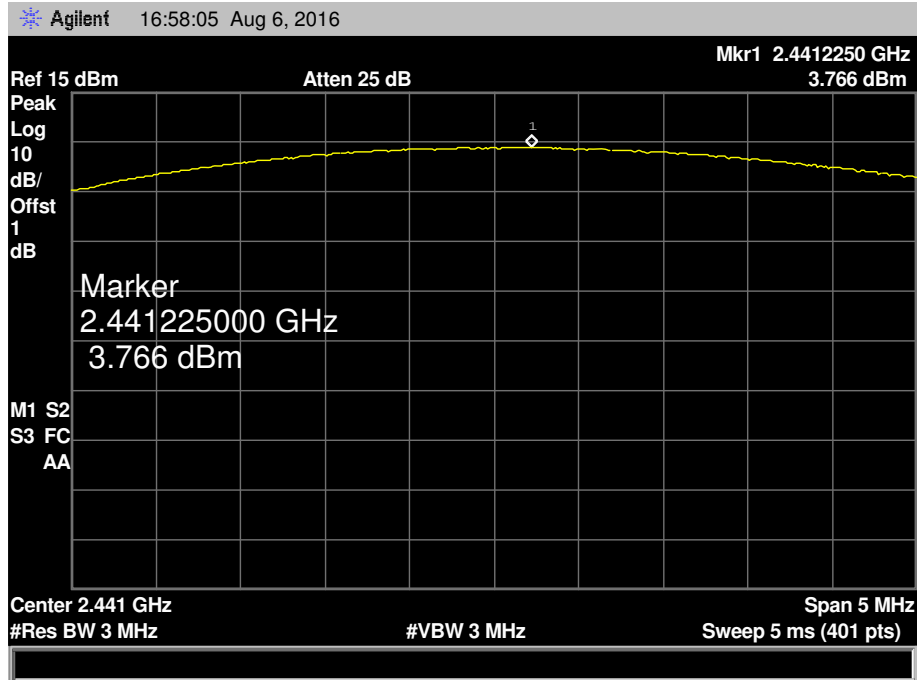
8-DPSK TX Mode

2402 MHz



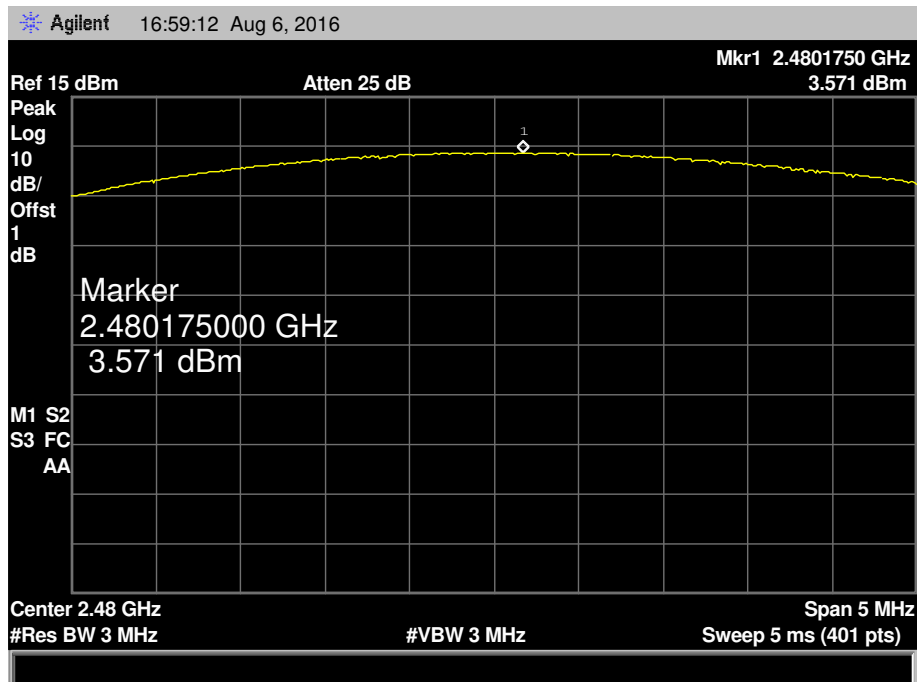
8-DPSK TX Mode

2441 MHz



8-DPSK TX Mode

2480 MHz



11. Antenna Requirement

11.1 Standard Requirement

11.1.1 Standard

FCC Part 15.203

11.1.2 Requirement

An intentional radiator shall be designed to ensure that no antenna other than that furnished by the responsible party shall be used with the device. The use of a permanently attached antenna or of an antenna that uses a unique coupling to the intentional radiator shall be considered sufficient to comply with the provisions of this Section. The manufacturer may design the unit so that a broken antenna can be replaced by the user, but the use of a standard antenna jack or electrical connector is prohibited.

11.2 Antenna Connected Construction

The directional gains of the antenna used for transmitting is 0 dBi, and the antenna connector is de-signed with permanent attachment and no consideration of replacement. Please see the EUT photo for details.

The EUT antenna is a PCB antenna. It complies with the standard requirement.

Antenna Type
<input checked="" type="checkbox"/> Permanent attached antenna
<input type="checkbox"/> Unique connector antenna
<input type="checkbox"/> Professional installation antenna

-----END OF REPORT-----