

Lofree

TOUCH

Triple Mode Connection Mechanical Keyboard

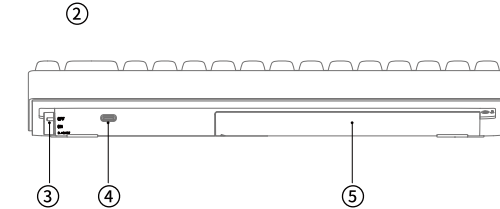

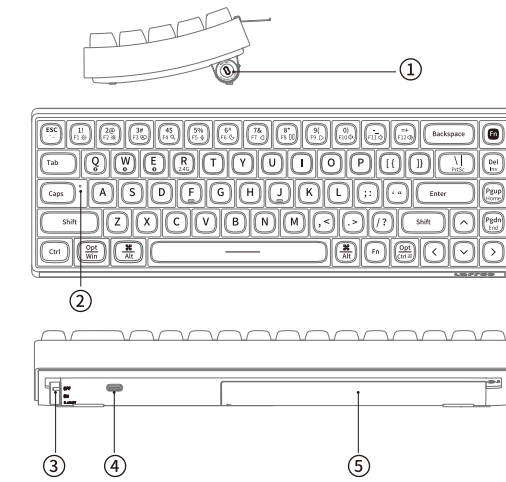
Product name:
TOUCH 68 Triple Mode Connection Mechanical Keyboard

Model: OE902, OE912
SHENZHEN LOFREE CULTURE CO., LTD

SPECIFICATIONS:

Number of keys:68(hot-swappable Mechanical Switch)
Number of Multimedia Keys: 12
Materials:ABS Body,PBT Keycaps
Interface: Type-C
Mode: 2.4G & Bluetooth & Wired
Device Name: Touch68@Lofree
Dimensions:310mm*109mm*51.5mm

FEATURE DESCRIPTION:



1 Battery Indicator

-Wired Mode

the indicator light is steady white.
Bluetooth Mode/2.4G Wireless USB mode.
When the power is lower than 20%, the indicator light flashes slowly in red;
When the power is lower than 3%, the indicator light flashes quickly then automatically turn off;

2 Status indicator (white light)

-Caps Lock Indicator

Solid LED light = The uppercase mode is turned on;
LED light off= The uppercase mode is turned off;

-Bluetooth Pairing Indicator(white light)

Flashing LED light = The device is in Bluetooth pairing mode;
When successfully paired, the Pairing Indicator turns on for 3 seconds, and then turns off again;
During each switch to a new device, the Pairing Indicator flashes quickly for 3 seconds, and then turns off again

-2.4G Wireless USB Pairing Indicator

When the 2.4G receiver is started for pairing, the Pairing indicator flashes quickly for 3 seconds
When successfully paired, the Pairing Indicator turns on for 3 seconds, and then turns off again

3 Status switch

2.4G/BT:

2.4G / Bluetooth mode / ON; Wired mode / OFF; Off

4 Type-C interface

Wired mode interface.

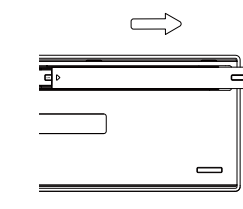
5 Battery cover



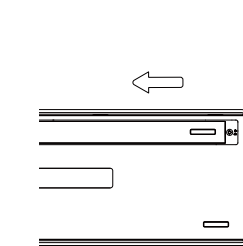
Detailed user guide

2.4G Wireless USB mode

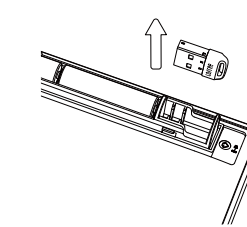
1 Swipe to the right to remove the battery cover



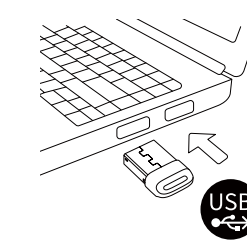
3 Install the battery cover



2 Take out the 2.4G receiver



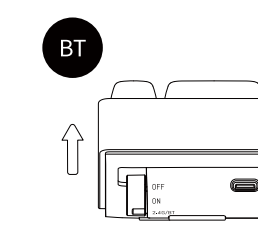
4 Insert the 2.4G receiver into the USB port of the computer



Note:MAC/iOS system devices do not support multimedia functions under 2.4G USB connection

Bluetooth mode:

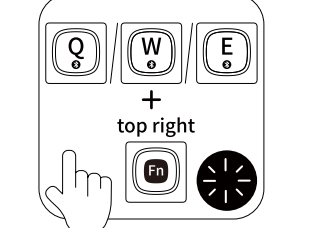
1 Switch the status to 2.4G/BT gear



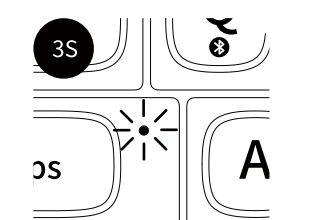
3 Turn on the Bluetooth function of your device, search for "Touch68@Lofree" and connect



2 Long press Fn+Q/ Fn+W/ Fn+E until the status indicator flashes slowly



4 When successfully paired, the Pairing Indicator turns on for 3 seconds, and then turns off again

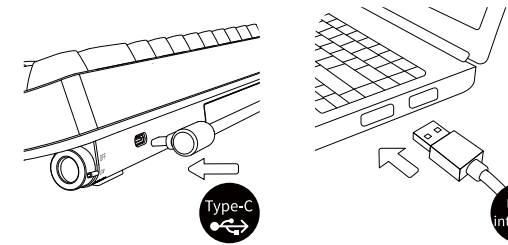


Wired mode

5 Short press Fn+Q/ Fn+W/ Fn+E to switch Bluetooth connected devices

1 Switch the status to the ON

2 connect the keyboard to computer with Type-C cable to complete the wired connection



System Switch

Fn+N in the upper right corner is the key to trigger the corresponding system function of windows
Fn+M in the upper right corner is the key to trigger the corresponding system function of Mac

Multimedia and function keys

Fn+I in the upper right corner...= the function keys

Function sign	Mac	Windows
Fn+Shift+ESC	~	~
Fn+1	F1	F1
Fn+2	F2	F2
Fn+3	F3	F3
Fn+4	F4	F4
Fn+5	F5	F5
Fn+6	F6	F6
Fn+7	F7	F7
Fn+8	F8	F8
Fn+9	F9	F9
Fn+0	F10	F10
Fn+←	F11	F11
Fn+→	F12	F12
Fn+	PrtSc	PrtSc
Fn+Del	Ins	Ins
Fn+PgUp	Home	Home
Fn+PgDn	End	End

Fn+1 in the Bottom left corner...= the multimedia keys

Multimedia sign	Mac	Windows
Fn+1	☼ Reduce brightness	☼ Reduce brightness
Fn+2@	☼ increase Brightness	☼ increase Brightness
Fn+3#	☼ Multi Screen	☼ Multi Screen
Fn+4\$	☼ Search	☼ Search
Fn+5%	☼ /	☼ ON/Cortana
Fn+6^	☼ /	☼ Sleep Mode/ON
Fn+7&	☼ Previous Track	☼ Previous Track
Fn+8*	☼ Play/Pause	☼ Play/Pause
Fn+9	☼ Next Track	☼ Next Track
Fn+0)	☼ Mute	☼ Mute
Fn+_-	☼ Volume Down	☼ Volume Down
Fn+=+	☼ Volume Up	☼ Volume Up
Fn+Opt/Ctrl	☼ Menu Button	☼ Menu Button

Note: Multimedia key Fn+5%/Fn+6^: Some models of Mac system devices may not support the triggering of this multimedia key due to the problem of matching the connected device model and system version.

NAME AND CONTENT OF HAZARDOUS SUBSTANCES IN PRODUCT:

Harmful Elements	Hazardous substances					
	Lead (Pb)	Mercury (Hg)	Cadmium (Cd)	Nickel Hexavalent (Cr(VI))	Polybrominated Diphenyl Ethers (PBDE)	Polychlorinated Biphenyls (PCB)
	0	0	0	0	0	0

Plastic Components	0	0	0	0	0	0
Circuit Board Assembly	0	0	0	0	0	0
Silicone Components	0	0	0	0	0	0
Spare Parts	0	0	0	0	0	0

This table is prepared in accordance with the provisions of SJ/T 11364.

The classification and marking of this product was performed in accordance with the EU directive 2011/65/EU and the revised directive 2015/863/EU.

O: Indicates that the said hazardous substance contained in all the homogeneous materials for this component is below the limit requirement in GB/T 26572.

X:Indicates that this hazardous substance contained in at least one of the homogeneous materials used for this part is above the limit requirement in GB/T 26572.

ENVIRONMENTAL PROTECTION INSTRUCTIONS:

The hazardous substances contained in the electronic parts of this product will not leak or change under normal use conditions for a period of ten years. During the same period, the electronic components of this product will not cause serious environmental pollution or serious damage to human health or property while the products are being used by the consumer.

According to the Chinese electronic industry standard SJ/T 11364-2014 and related Chinese government regulations, this product and some of its internal or external components may have an environmentally friendly use period mark, depending on the component and component manufacturer, the mark lifespan on the product and its components may vary. The expiration

date on the component takes precedence over any conflicted or different UFUP [label on the product].

Warning

•If the battery is not replaced properly, there may be leakage or explosion and personal injury hazards. Do not use the battery when there is leakage, discoloration, deformation, or any other abnormality.

• Do not leave the battery in a discharged or unused state for a long time.

•Do not short-circuit the product

•Battery life varies with usage. Used batteries should be disposed of in accordance with local laws or thrown away in trash cans for recycling electronic devices.

•If any liquid accidentally enters the product, please immediately disconnect the power supply and remove the product. Continue to use the product may cause fire or electric shock. Please contact the agent or the nearest customer service center for inspection and maintenance.

FCC Statement

This equipment has been tested and found to comply with the limits for a Class B digital device, pursuant to Part 15 of the FCC Rules. These limits are designed to provide reasonable protection against harmful interference in a residential installation.

This equipment generates uses and can radiate radio frequency energy and, if not installed and used in accordance with the instructions, may cause harmful interference to radio communications. However, there is no guarantee that interference will not occur in a particular installation. If this equipment does cause harmful interference to radio or television reception, which can

be determined by turning the equipment off and on, the user is encouraged to try to correct the interference by one or more of the following measures:

-- Reorient or relocate the receiving antenna.

-- Increase the separation between the equipment and receiver.

-- Connect the equipment into an outlet on a circuit different from that to which the receiver is connected.

-- Consult the dealer or an experienced radio/TV technician for help.

This device complies with part 15 of the FCC Rules. Operation is subject to the following two conditions:

(1) This device may not cause harmful interference, and (2) this device must accept any interference received, including interference that may cause undesired operation.

Changes or modifications not expressly approved by the party responsible for compliance could void the user's authority to operate the equipment

FCC Radiation Exposure Statement
This equipment complies with FCC radiation exposure limits set forth for an uncontrolled environment.
This transmitter must not be co-located or operating in conjunction with any other antenna or transmitter.
This.

Lofree

Shenzhen Lofree Culture Co.,Ltd.
202-F8, F518 Idea Land, 1065 Bao Yuan Road, Shenzhen

Service Hotline: 4006002083
www.lofree.com.cn www.lofree.co
@lofree.co @lofreeco @lofree.co