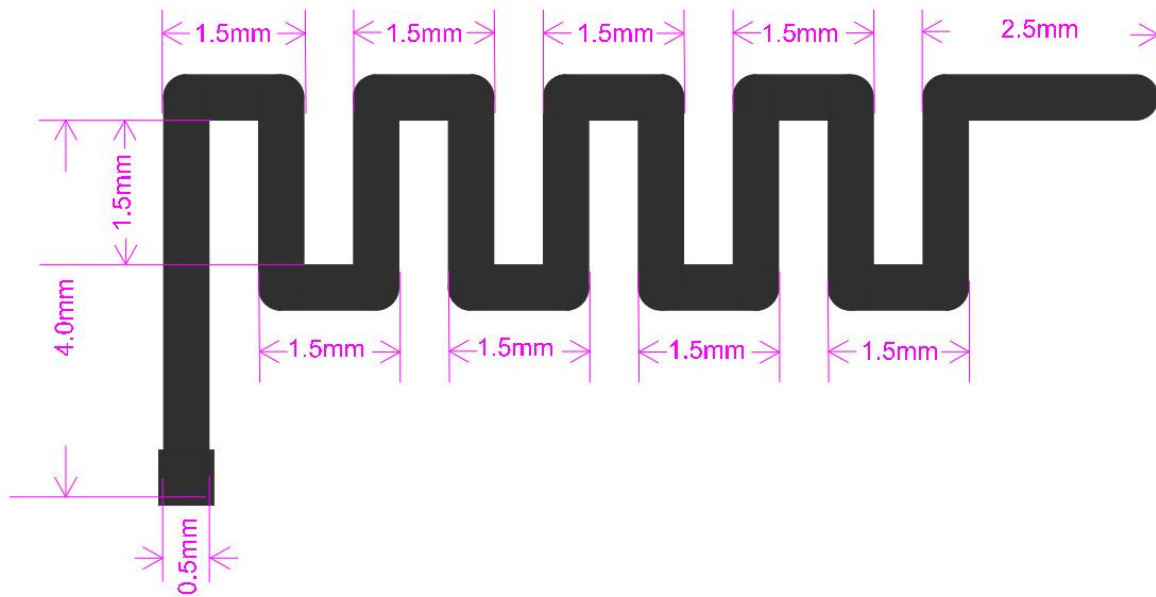


Features

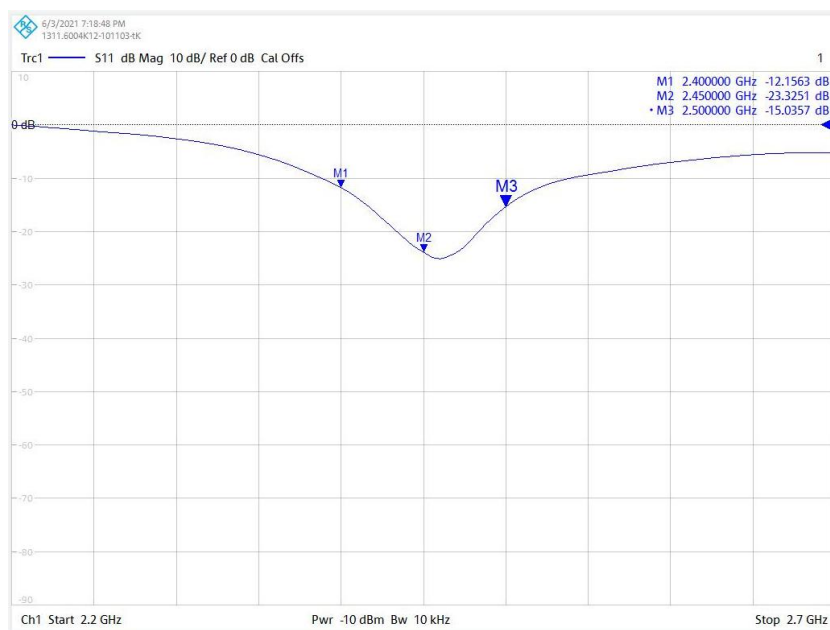
(1)Installation mode	Onboard antenna
(2)Antenna type	PCB
(3)Antenna length	30.5mm
(4)Antenna width	0.5mm
(5)Frequency	2.4G
(6)Manufacturer	Xichen Technology(shenzhen) Co.,Ltd
(7)Manufacturer address	5011, Building 34, Chentian Industrial Zone, Xixiang Street, Bao'an District, Shenzhen
(8)Antenna model	Serpentine antenna 002



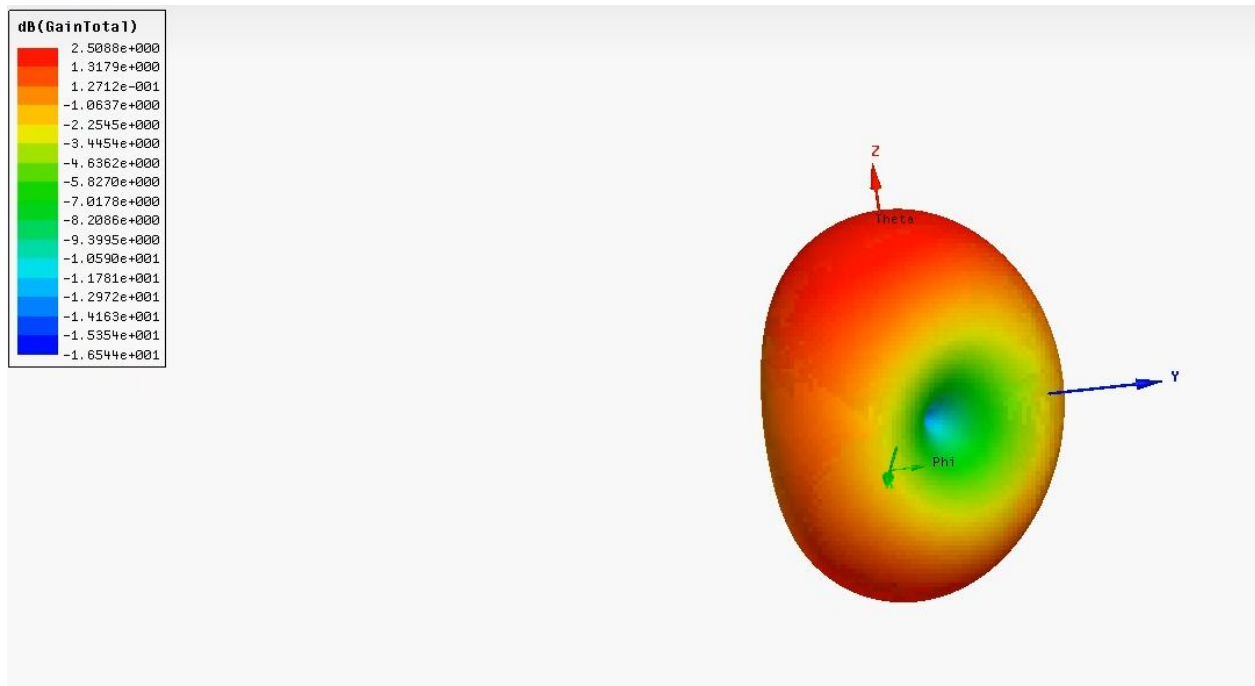
Electrical Specification

(1)Working Frequency Range	2400~2500 MHz
(2)Peak Gain	3.0dBi (Typ.)
(3)Impedance	50 Ohm
(4)VSWR	2.5(Max)
(5)Polarization	Linear
(6)Azimuth Beamwidth	Omni-directional

S11 Figure



Radiation Figure



Antenna Radiation Pattern

Frequency	ZX plane		ZY plane		XY plane	
	Max Value	Average	Max Value	Average	Max Value	Average
[MHz]	[dBi]	[dBi]	[dBi]	[dBi]	[dBi]	[dBi]
2400	3.0	1.87	2.24	-2.5	2.87	-3.71
2450	2.92	1.82	2.35	-2.59	2.80	-3.75
2500	2.86	1.71	2.33	-2.42	2.81	-3.55

Radiation Pattern XOZ	Radiation Pattern YOZ	Radiation Pattern XOY