

## Bluetooth Speaker

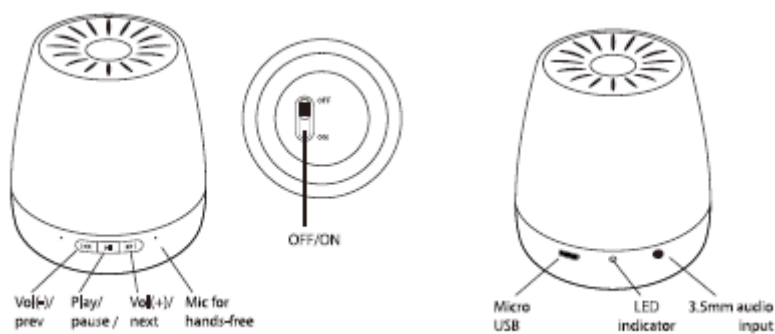
10812600 - 603

### Instruction manual

#### Contents

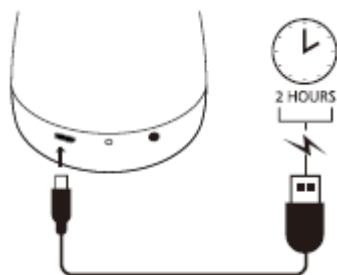
- 1x speaker
- 1x 3.5mm audio cable
- 1x USB to micro USB cable
- 1x manual

#### Diagram



#### Charging the speaker

Using the cable supplied, insert the USB plug into a laptop/computer or wall charger and the micro USB plug into the speaker. The light will turn off when charging is complete. For best results, fully charge the speaker before use.



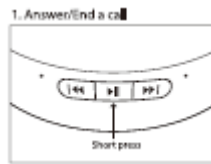
#### Bluetooth pairing

1. Turn Bluetooth on. The LED will flash rapidly.
2. Enter the Bluetooth settings on your device, (please check your device's user manual).
3. Select "Padme" from the list of devices.
4. Enter 0000 if asked for a PIN and confirm. Some devices may not require this step.
5. Play your music.

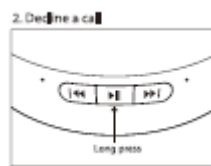
## Speakerphone

The speaker can be used as a wireless speakerphone.

- 1) Answer/end a call



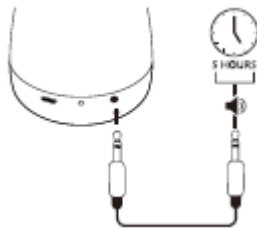
- 2) Decline a call



The built-in microphone only works when connected via Bluetooth.

## Audio cable connection

Use the AUX 3.5mm audio cable to connect the speaker to other devices.



## Specifications:

Bluetooth: V 2.1 + EDR

Dimensions: 62 x 68mm (W x H)

Weight: 120g

Speaker driver: 40mm

Output: 2.5W

Frequency response: 150Hz-18kHz

Signal-to-noise ratio: >80dB

Distortion: <0.3%

Playback time: (AUX) 5 hours and (Bluetooth) 4 hours at max. volume

Battery capacity: 500mAh

Battery type: Lithium polymer

Battery voltage/current: 3.7V

Charging voltage: 5V/current

Charging time: 2 hours

Wireless range: 10m

**FCC Warning**

This device complies with Part 15 of the FCC Rules. Operation is subject to the following two conditions:

- (1) this device may not cause harmful interference, and
- (2) this device must accept any interference received, including interference that may cause undesired operation.

NOTE: Any changes or modifications to this unit not expressly approved by the party responsible for compliance could void the user's authority to operate the equipment.