



FRONT VIEW

MESH SYSTEMS LLC
CHIP DOWN MODULE
MODEL: CDM300
FCC SUBPART B AND C – RADIATED EMISSIONS
BELOW 1 GHz


**PHOTOGRAPH SHOWING THE EUT CONFIGURATION
FOR MAXIMUM EMISSIONS**



REAR VIEW

MESH SYSTEMS LLC
CHIP DOWN MODULE
MODEL: CDM300
FCC SUBPART B AND C – RADIATED EMISSIONS
BELOW 1 GHz


**PHOTOGRAPH SHOWING THE EUT CONFIGURATION
FOR MAXIMUM EMISSIONS**



FRONT VIEW

MESH SYSTEMS LLC
CHIP DOWN MODULE
MODEL: CDM300
FCC SUBPART B AND C – RADIATED EMISSIONS
ABOVE 1 GHz


**PHOTOGRAPH SHOWING THE EUT CONFIGURATION
FOR MAXIMUM EMISSIONS**



REAR VIEW

MESH SYSTEMS LLC
CHIP DOWN MODULE
MODEL: CDM300
FCC SUBPART B AND C – RADIATED EMISSIONS
ABOVE 1 GHz

**PHOTOGRAPH SHOWING THE EUT CONFIGURATION
FOR MAXIMUM EMISSIONS**



FRONT VIEW

MESH SYSTEMS LLC
CHIP DOWN MODULE
MODEL: CDM300
FCC SUBPART B AND C – CONDUCTED EMISSIONS

**PHOTOGRAPH SHOWING THE EUT CONFIGURATION
FOR MAXIMUM EMISSIONS**



REAR VIEW

MESH SYSTEMS LLC
CHIP DOWN MODULE
MODEL: CDM300
FCC SUBPART B AND C – CONDUCTED EMISSIONS

**PHOTOGRAPH SHOWING THE EUT CONFIGURATION
FOR MAXIMUM EMISSIONS**