



849 NW State Road 45
 Newberry, FL 32669 USA
 Ph: 888.472.2424 or
 352.472.5500
 Fax: 352.472.2030
 Email: info@timcoengr.com
 Website: www.timcoenar.com

APPENDIX Radiation Emission Co-Location REPORT

Applicant	BUILDING 36 TECHNOLOGIES, LLC
Address	35 HIGHLAND CIRCLE
	SUITE 300
	NEEDHAM MA 02494 USA
FCC ID	2AC3T-H200BRA
IC Certification #	12323A-H200BRA
Model Number	B36-H200-B
Product Description	908.4MHz (15.249) + 912-924MHz DSS Both Tx
Date Sample Received	4/13/2015
Date Tested	4/13/2014
Tested By	Cory Leverett
Approved By	Sid Sanders
Test Results	<input checked="" type="checkbox"/> PASS <input type="checkbox"/> FAIL

Report Number	Version Number	Description	Issue Date
411DUT15 Co Location TestReport.docx	Rev.1	Initial Issue	4/13/2015

THE ATTACHED REPORT SHALL NOT BE REPRODUCED EXCEPT IN FULL WITHOUT THE WRITTEN APPROVAL OF TIMCO ENGINEERING, INC.

APPLICANT: BUILDING 36 TECHNOLOGIES, LLC
 IC: 12323A-H200BRA
 FCC ID: 2AC3T-H200BRA
 REPORT: V:\B\BUILDING 36\411DUT15\411DUT15 CO LOCATION TESTREPORT_REV 1.DOCX

GENERAL REMARKS

The attached report shall not be reproduced except in full without the written permission of Timco Engineering Inc.

The test results relate only to the items tested.

Summary

The device under test does:

- Fulfill the general approval requirements as identified in this test report
- Not fulfill the general approval requirements as identified in this test report

Attestations

This equipment has been tested in accordance with the standards identified in this test report. To the best of my knowledge and belief, these tests were performed using the measurement procedures described in this report.

All instrumentation and accessories used to test products for compliance to the indicated standards are calibrated regularly in accordance with ISO 17025: 2005 requirements.

I attest that the necessary measurements were made, under my supervision, at:

**Timco Engineering Inc.
849 NW State Road 45
Newberry, FL 32669**

Authorized Signatory Name:



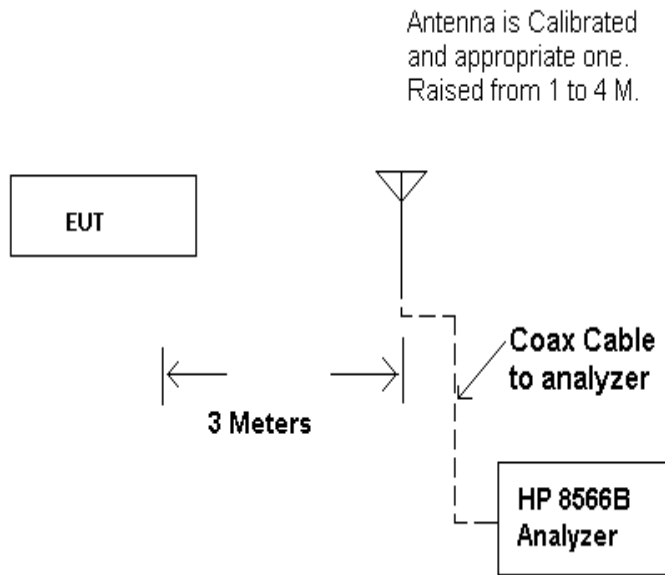
Cory Leverett
Engineering Project Manager

Date: 4/13/2015

APPLICANT: BUILDING 36 TECHNOLOGIES, LLC
IC: 12323A-H200BRA
FCC ID: 2AC3T-H200BRA
REPORT: V:\B\BUILDING 36\411DUT15\411DUT15 CO LOCATION TESTREPORT_REV 1.DOCX

CO-LOCATION RADIATION INTERFERENCE

Rules Part No.: KDB662911 D01 Multiple Transmitter Output v02r01



METHOD OF MEASUREMENT: The procedure used was ANSI standard C63.4-2003 & the FCC/OET KDB662911 D01 Multiple Transmitter Output v02r01

Requirements:

Frequency	Limits
Part 15.209	
9 to 490 kHz	2400/F (kHz) $\mu\text{V/m}$ @ 300 meters
490 to 1705 kHz	24000/F (kHz) $\mu\text{V/m}$ @ 30 meters
1705 kHz to 30 MHz	29.54 dB $\mu\text{V/m}$ @ 30 meters
30 – 88	40.0 dB $\mu\text{V/m}$ @ 3 meters
80 – 216	43.5 dB $\mu\text{V/m}$ @ 3 meters
216 – 960	46.0 dB $\mu\text{V/m}$ @ 3 meters
Above 960	54.0 dB $\mu\text{V/m}$ @ 3 meters
Part 15.247	
Fundamental 902 – 928 MHz	127.37 dB $\mu\text{V/m}$ @ 3 meters
Fundamental 2.4 – 2.4835 MHz	127.37 dB $\mu\text{V/m}$ @ 3 meters
Harmonics	54.0 dB $\mu\text{V/m}$ @ 3 meters

Any emissions that fall in the restricted bands (15.205) must be less than or equal to 54 dB $\mu\text{V/m}$. Spurious emissions not in a restricted band must be 20 dBc. Harmonics were checked through the 10th harmonic.

APPLICANT: BUILDING 36 TECHNOLOGIES, LLC

IC: 12323A-H200BRA

FCC ID: 2AC3T-H200BRA

REPORT: V:\B\BUILDING 36\411DUT15\411DUT15 CO LOCATION TESTREPORT_REV 1.DOCX

CO-LOCATION RADIATION INTERFERENCE

Test Data:



13.Apr 15 20:13

Ref 72 dBµV/m

*Att 0 dB

*RBW 100 kHz

*VBW 300 kHz

SWT 20 ms

Marker 1 [T1]

26.90 dBµV/m

30.272435897 MHz

Marker 2 [T1]

37.40 dBµV/m

40.352564103 MHz

Marker 3 [T1]

32.41 dBµV/m

47.708333333 MHz

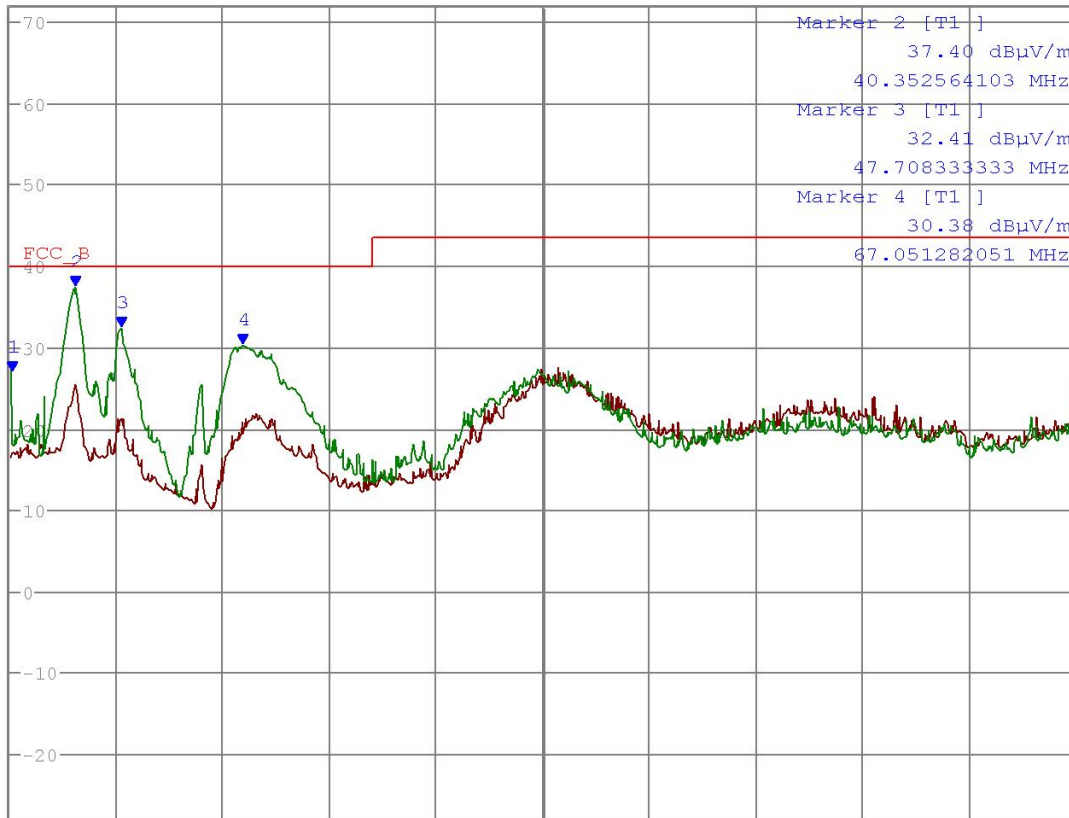
Marker 4 [T1]

30.38 dBµV/m

67.051282051 MHz

1 PK
VIEW

2 PK
VIEW



Center 115 MHz

17 MHz/

Span 170 MHz

Date: 13.APR.2015 20:13:50

[Table of Contents](#)

APPLICANT: BUILDING 36 TECHNOLOGIES, LLC

IC: 12323A-H200BRA

FCC ID: 2AC3T-H200BRA

REPORT: V:\B\BUILDING 36\411DUT15\411DUT15 CO LOCATION TESTREPORT_REV 1.DOCX

CO-LOCATION RADIATION INTERFERENCE

Test Data:



13.Apr 15 20:04

Ref 72 dBµV/m

*Att 0 dB

*RBW 100 kHz

*VBW 300 kHz

SWT 75 ms

Marker 1 [T1]

22.15 dBµV/m

200.00000000 MHz

Marker 2 [T1]

27.62 dBµV/m

367.625000000 MHz

Marker 3 [T2]

31.71 dBµV/m

609.500000000 MHz

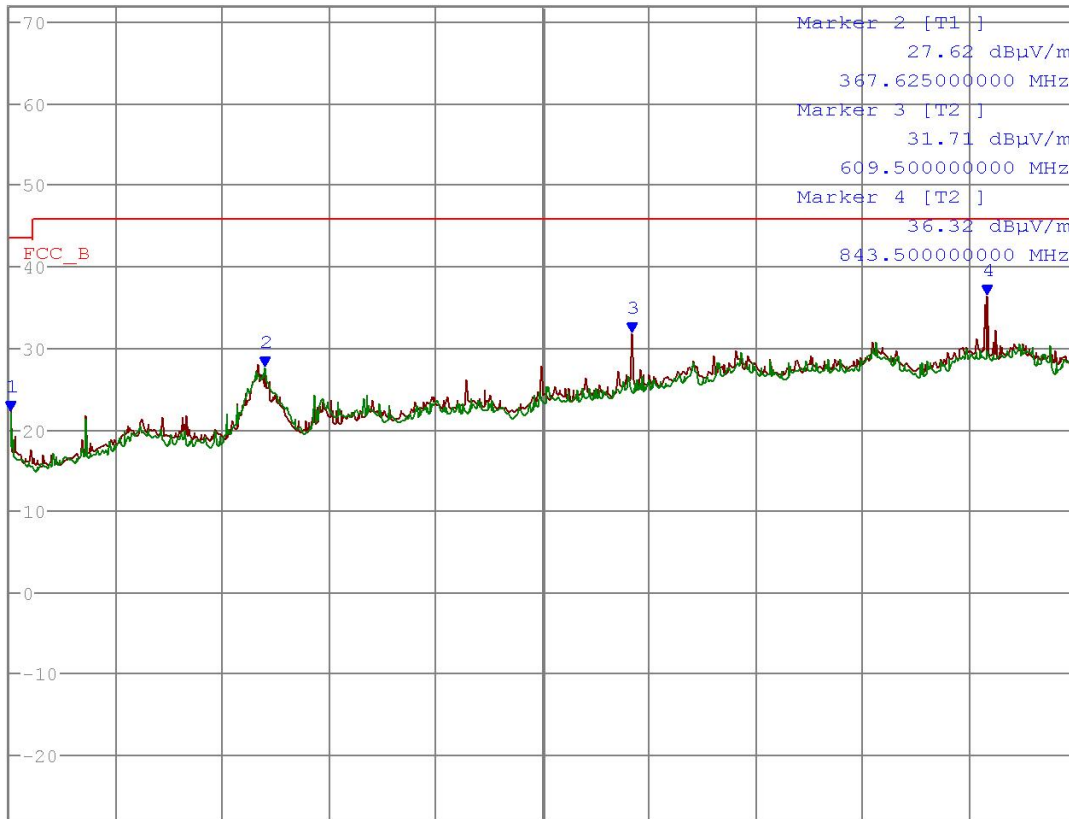
Marker 4 [T2]

36.32 dBµV/m

843.500000000 MHz

1 PK
VIEW

2 PK
VIEW



Center 551 MHz

70.2 MHz/

Span 702 MHz

Date: 13.APR.2015 20:04:50

APPLICANT: BUILDING 36 TECHNOLOGIES, LLC

IC: 12323A-H200BRA

FCC ID: 2AC3T-H200BRA

REPORT: V:\B\BUILDING 36\411DUT15\411DUT15 CO LOCATION TESTREPORT_REV 1.DOCX

CO-LOCATION RADIATION INTERFERENCE

Test Data:



13.Apr 15 20:08

Ref 72 dBµV/m

*Att 0 dB

*RBW 100 kHz

*VBW 300 kHz

SWT 10 ms

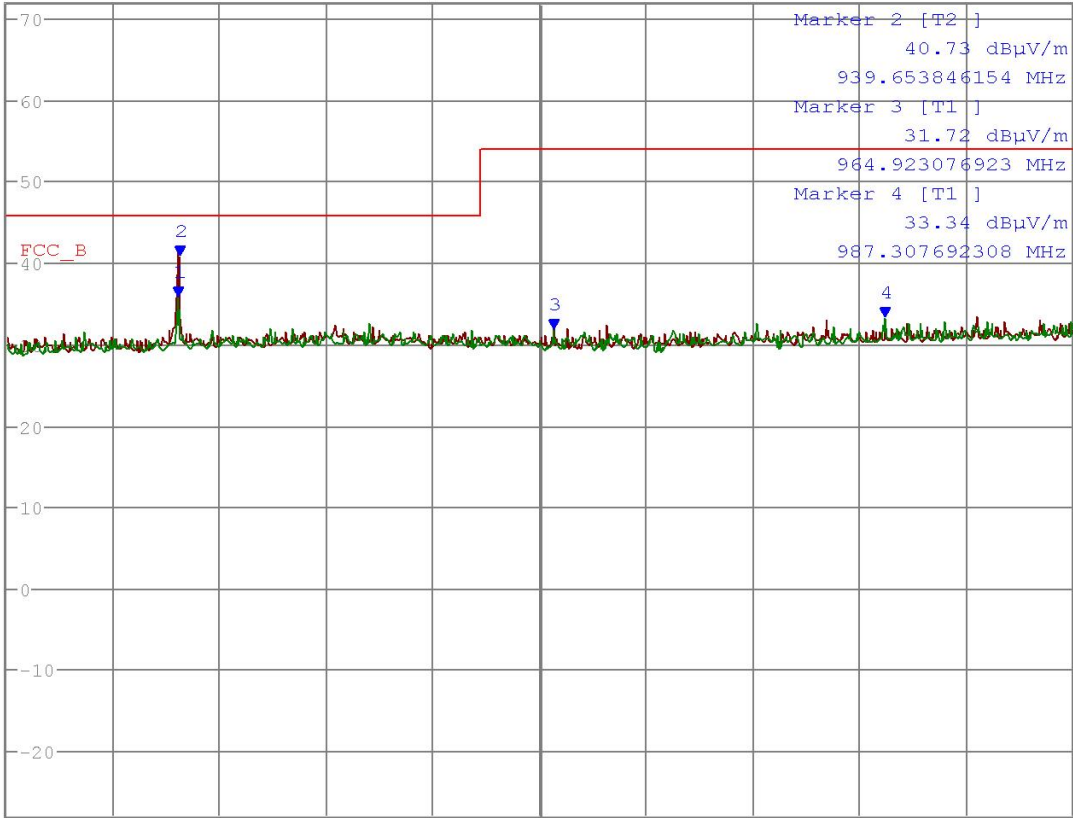
Marker 1 [T1]

35.77 dBµV/m

939.538461538 MHz

1 PK
VIEW

2 PK
VIEW



Start 928 MHz

7.2 MHz/

Stop 1 GHz

Date: 13.APR.2015 20:08:23

APPLICANT: BUILDING 36 TECHNOLOGIES, LLC

IC: 12323A-H200BRA

FCC ID: 2AC3T-H200BRA

REPORT: V:\B\BUILDING 36\411DUT15\411DUT15 CO LOCATION TESTREPORT_REV 1.DOCX

CO-LOCATION RADIATION INTERFERENCE

Test Results:



13.Apr 15 20:32

Ref 77 dBuV/m

*Att 5 dB

*RBW 1 MHz

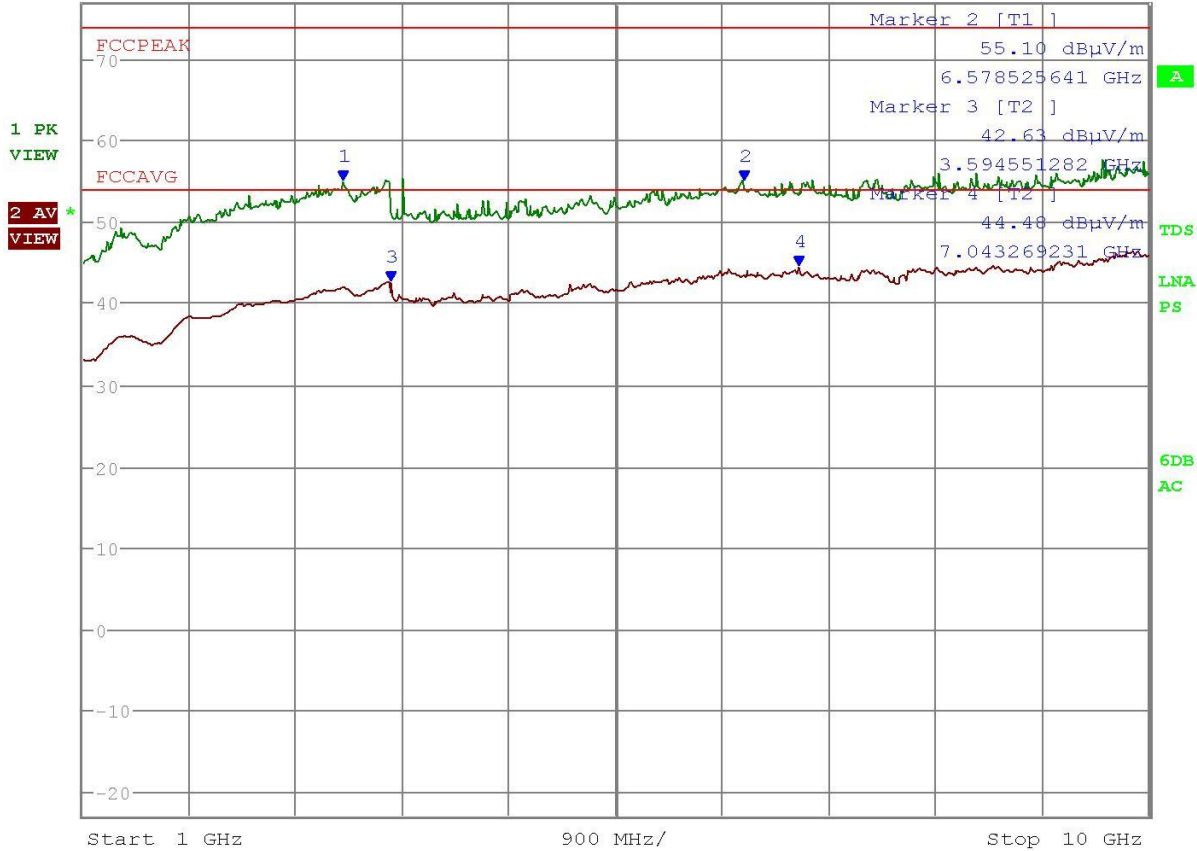
*VBW 3 MHz

SWT 55 ms

Marker 1 [T1]

55.03 dBuV/m

3.197115385 GHz



Date: 13.APR.2015 20:32:20

APPLICANT: BUILDING 36 TECHNOLOGIES, LLC

IC: 12323A-H200BRA

FCC ID: 2AC3T-H200BRA

REPORT: V:\B\BUILDING 36\411DUT15\411DUT15 CO LOCATION TESTREPORT_REV 1.DOCX