




## Conducted Emissions Test Set Up







## Radiated Emissions Test Set Up at a height of 80 cm







Location of laptop power supply and representative power supply for device under test

Power supplies place at the centre / base of the test table on top of the ground plane.



Looking from the top of the turntable down the centre hole



A side view



Test set up 1000 – 2000 MHz at 1.5 metres above ground plane







**Photographs:**

General Set Up







Loop Test Set Up. 100 kHz - 30.0 MHz





Test set up using a biconical antenna between 30 - 300 MHz



Log Periodic Test Set Up. 300 - 1000 MHz







Horn Antenna Test Set Up. 1 - 18 GHz





Cone enclosure up close showing the cones



Above 1 GHz test equipment set up







120 Vac 60 Hz Power Supply. Power supply located in the test house which supplies the device under test using an extension cable.

