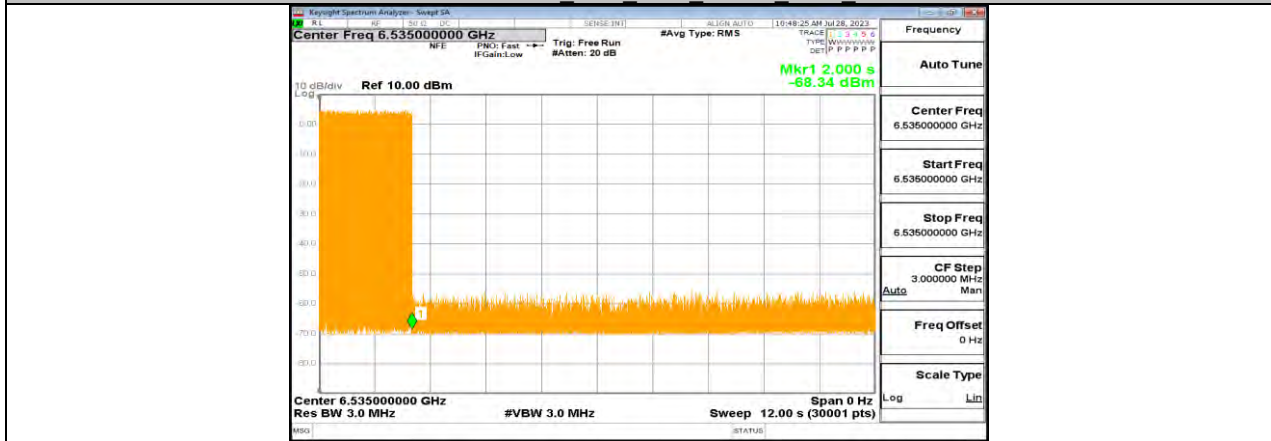
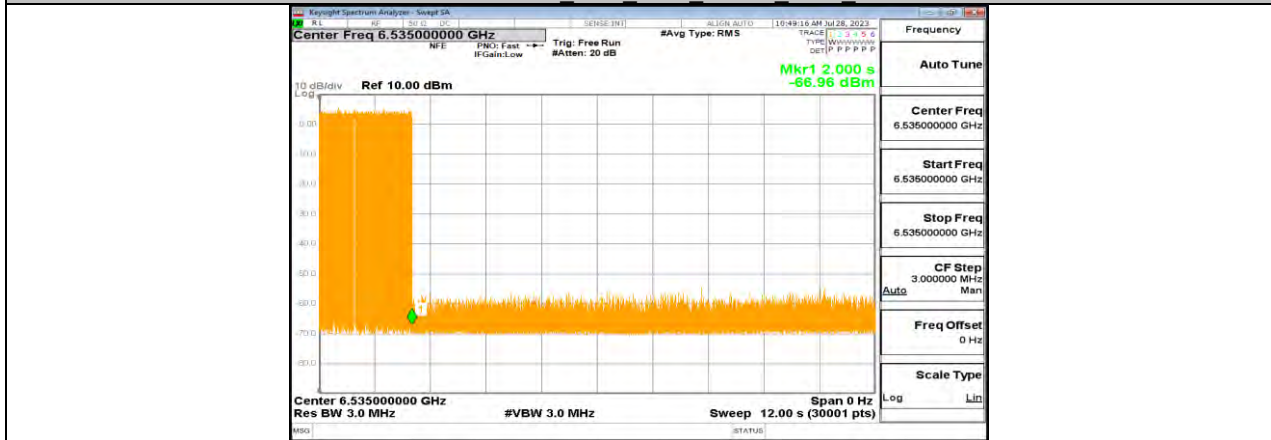


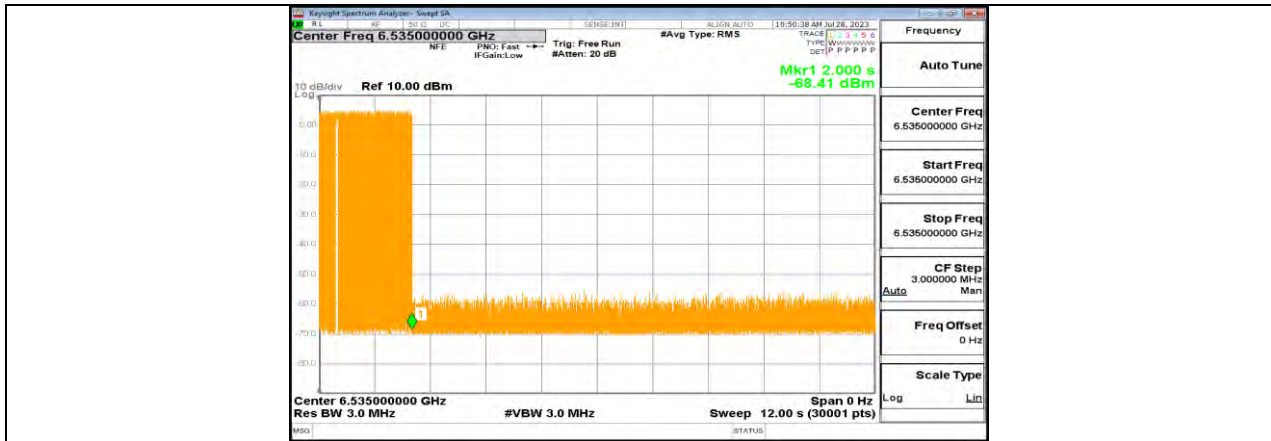
11AX20MIMO Ant1 6535 Center 6535 4



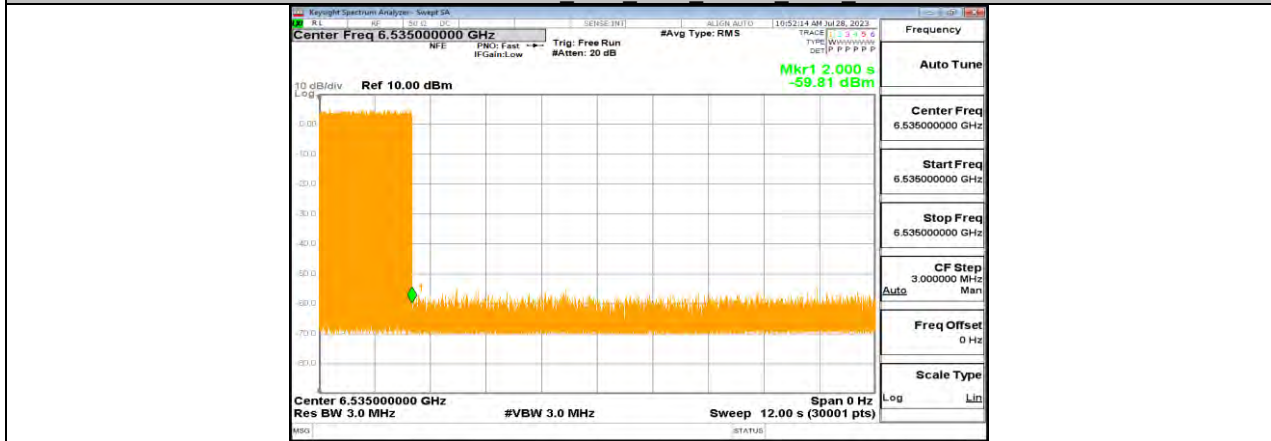
11AX20MIMO Ant1 6535 Center 6535 5



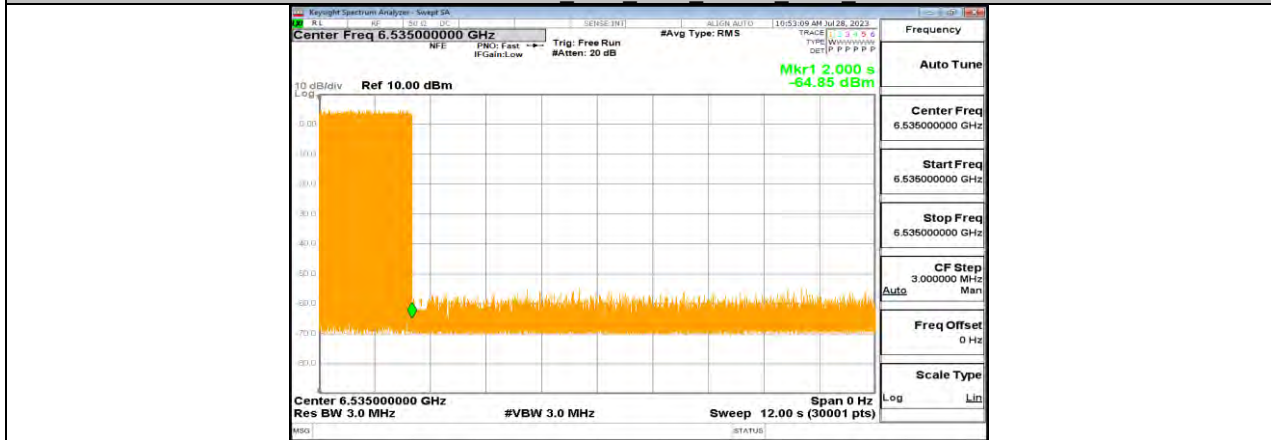
11AX20MIMO Ant1 6535 Center 6535 6



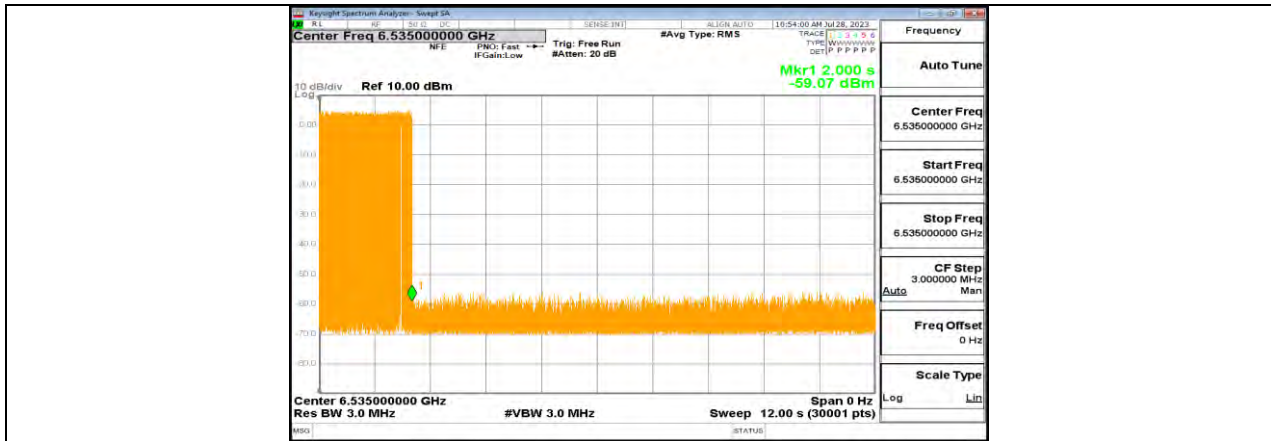
11AX20MIMO Ant1 6535 Center 6535 7



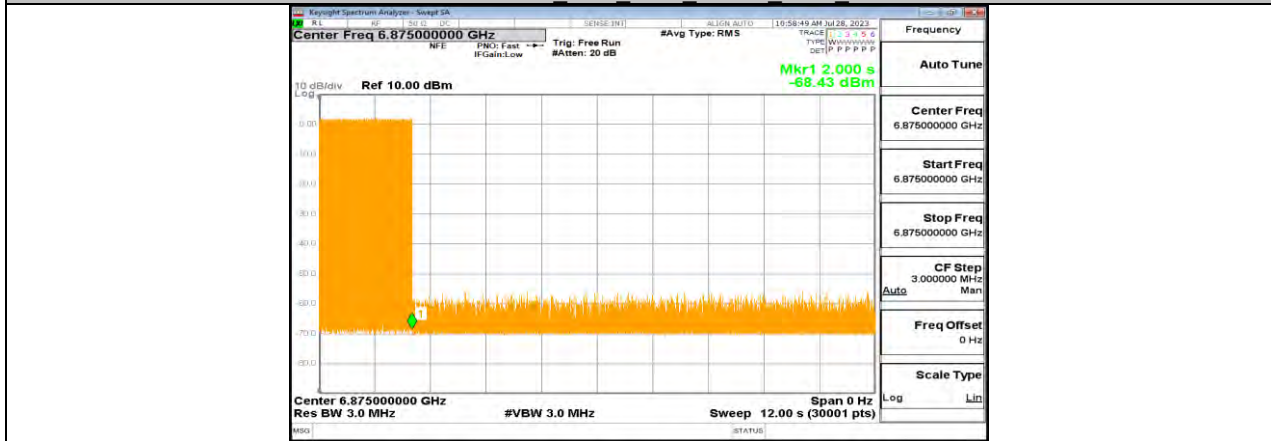
11AX20MIMO Ant1 6535 Center 6535 8



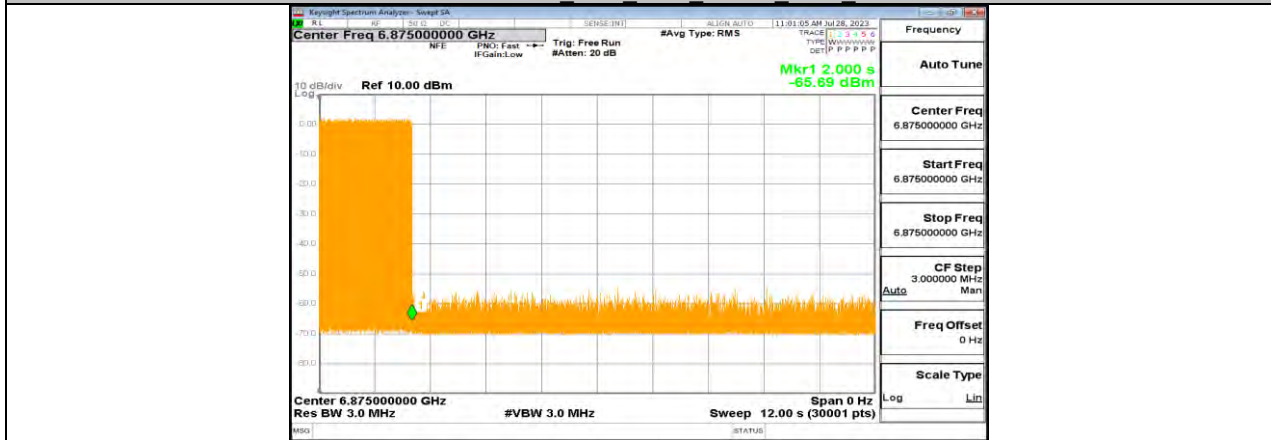
11AX20MIMO Ant1 6535 Center 6535 9



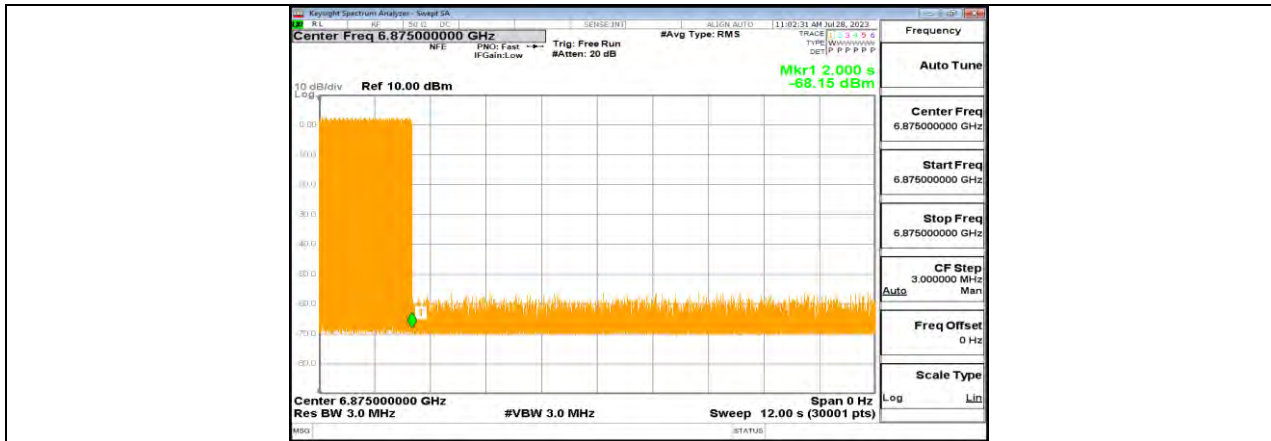
11AX20MIMO Ant1 6535 Center 6535 10



11AX20MIMO Ant1 6875 Center 6875 1



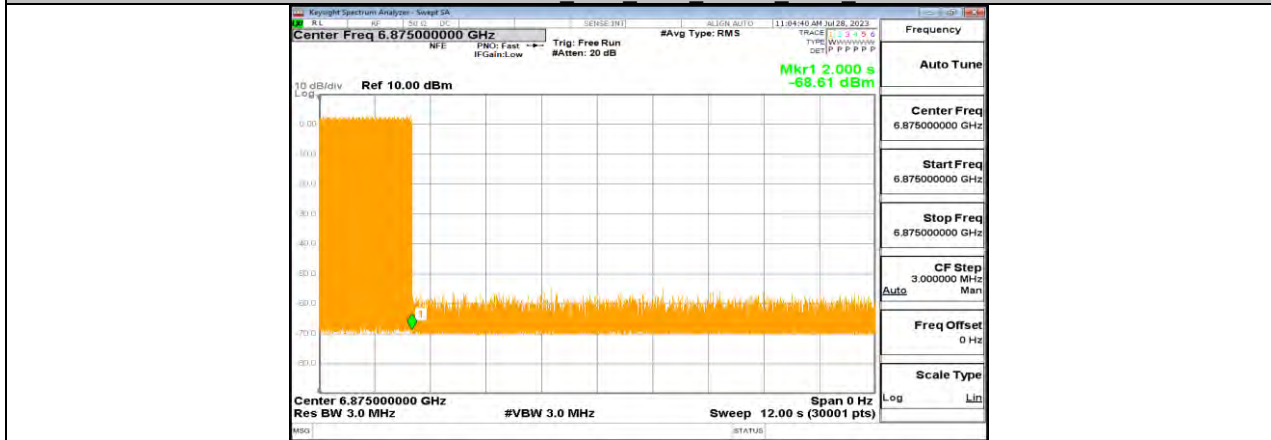
11AX20MIMO Ant1 6875 Center 6875 2



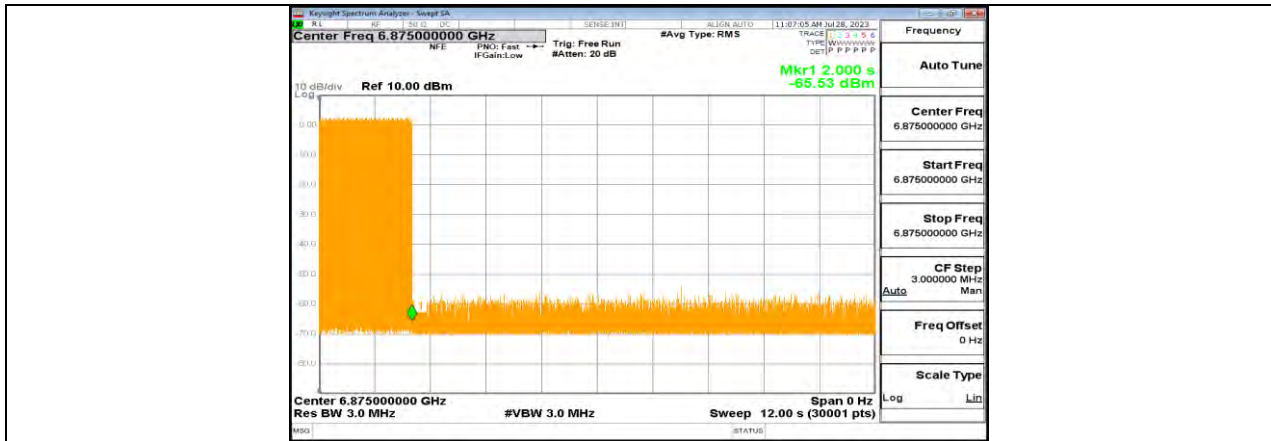
11AX20MIMO Ant1 6875 Center 6875 3



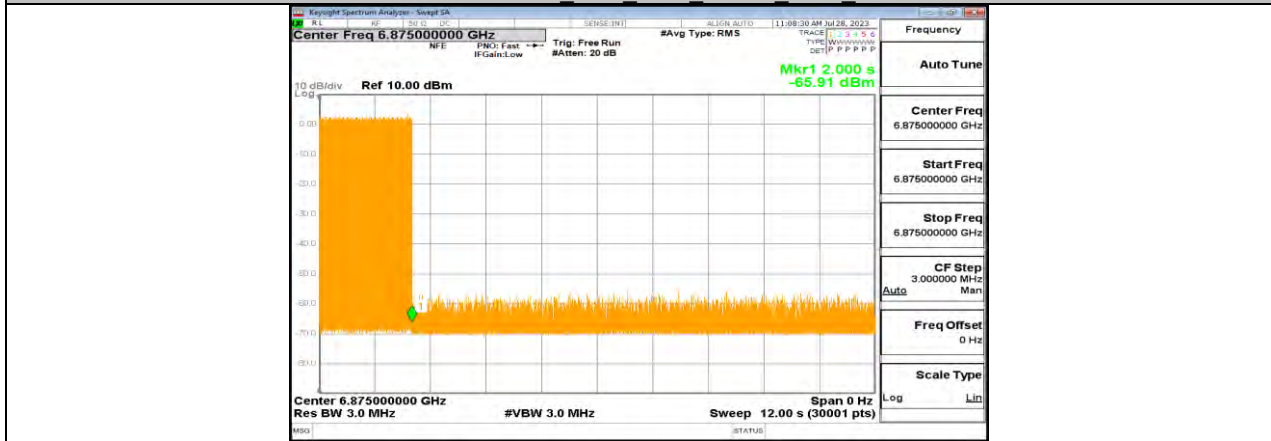
11AX20MIMO Ant1 6875 Center 6875 4



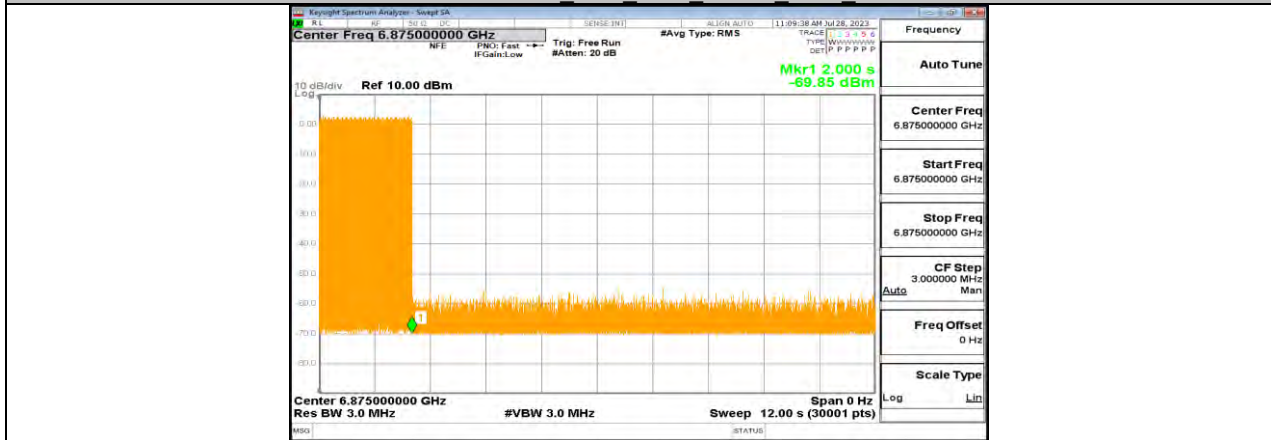
11AX20MIMO Ant1 6875 Center 6875 5



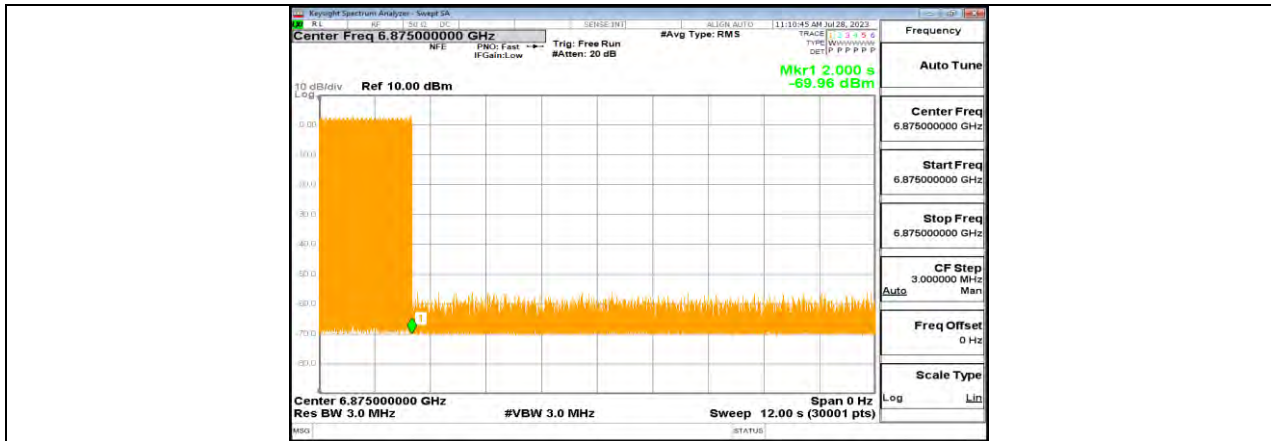
11AX20MIMO Ant1 6875 Center 6875 6



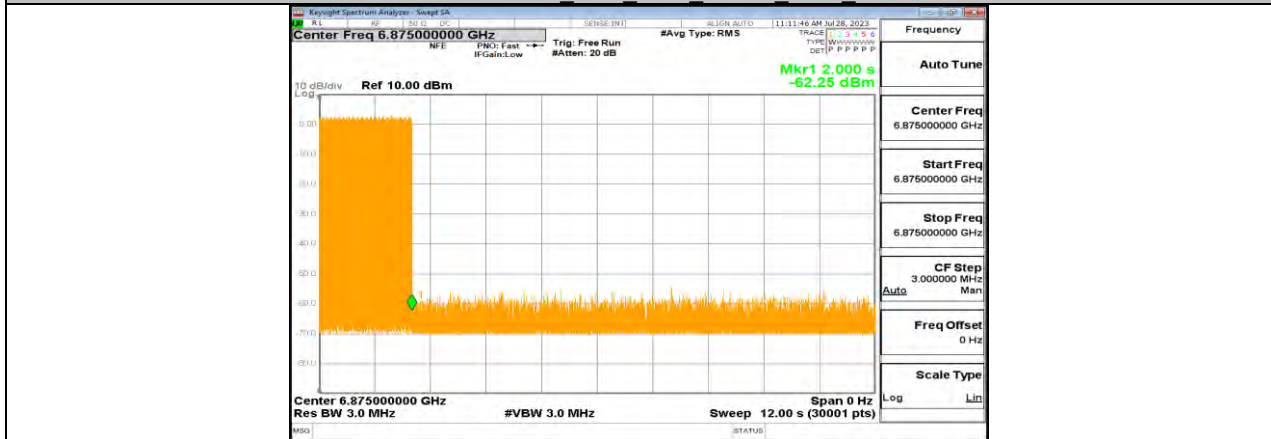
11AX20MIMO Ant1 6875 Center 6875 7



11AX20MIMO Ant1 6875 Center 6875 8



11AX20MIMO Ant1 6875 Center 6875 9



11AX20MIMO Ant1 6875 Center 6875 10

11.13. APPENDIX H: FREQUENCY STABILITY FOR FULL RU WORST CASE

11.13.1. Test Result

Frequency Error vs. Voltage									
802.11ax:5955MHz									
Temp.	Volt.	0 Minute		2 Minute		5 Minute		10 Minute	
		Freq.Error (MHz)	Tolerance (ppm)	Freq.Error (MHz)	Tolerance (ppm)	Freq.Error (MHz)	Tolerance (ppm)	Freq.Error (MHz)	Tolerance (ppm)
TN	VL	5954.9805	-3.27	5954.9847	-2.57	5954.9984	-0.27	5954.9857	-2.40
TN	VN	5955.0091	1.53	5955.0200	3.35	5954.9886	-1.91	5955.0209	3.52
TN	VH	5955.0048	0.80	5955.0097	1.62	5954.9831	-2.83	5955.0081	1.36

Frequency Error vs. Temperature									
802.11ax:5955MHz									
Temp.	Volt.	0 Minute		2 Minute		5 Minute		10 Minute	
		Freq.Error (MHz)	Tolerance (ppm)	Freq.Error (MHz)	Tolerance (ppm)	Freq.Error (MHz)	Tolerance (ppm)	Freq.Error (MHz)	Tolerance (ppm)
70	VN	5955.0207	3.48	5955.0184	3.08	5955.0112	1.89	5954.9783	-3.64
60	VN	5955.0142	2.38	5955.0233	3.91	5955.0174	2.93	5954.9889	-1.87
50	VN	5955.0190	3.19	5954.9833	-2.81	5954.9800	-3.35	5955.0211	3.55
40	VN	5954.9819	-3.03	5954.9816	-3.09	5954.9899	-1.69	5955.0171	2.87
30	VN	5955.0247	4.14	5955.0090	1.50	5954.9862	-2.32	5954.9785	-3.61
20	VN	5954.9766	-3.93	5954.9852	-2.49	5954.9881	-2.00	5955.0008	0.13
10	VN	5954.9992	-0.13	5954.9923	-1.29	5955.0123	2.07	5954.9786	-3.60
0	VN	5955.0005	0.09	5955.0069	1.16	5955.0246	4.13	5955.0019	0.31

Note:

1. All antennas, test modes and test channels have been tested, only the worst data record in the report.
2. For the detail Test Conditions, please refer to section 7.6 TEST ENVIRONMENT.

END OF REPORT