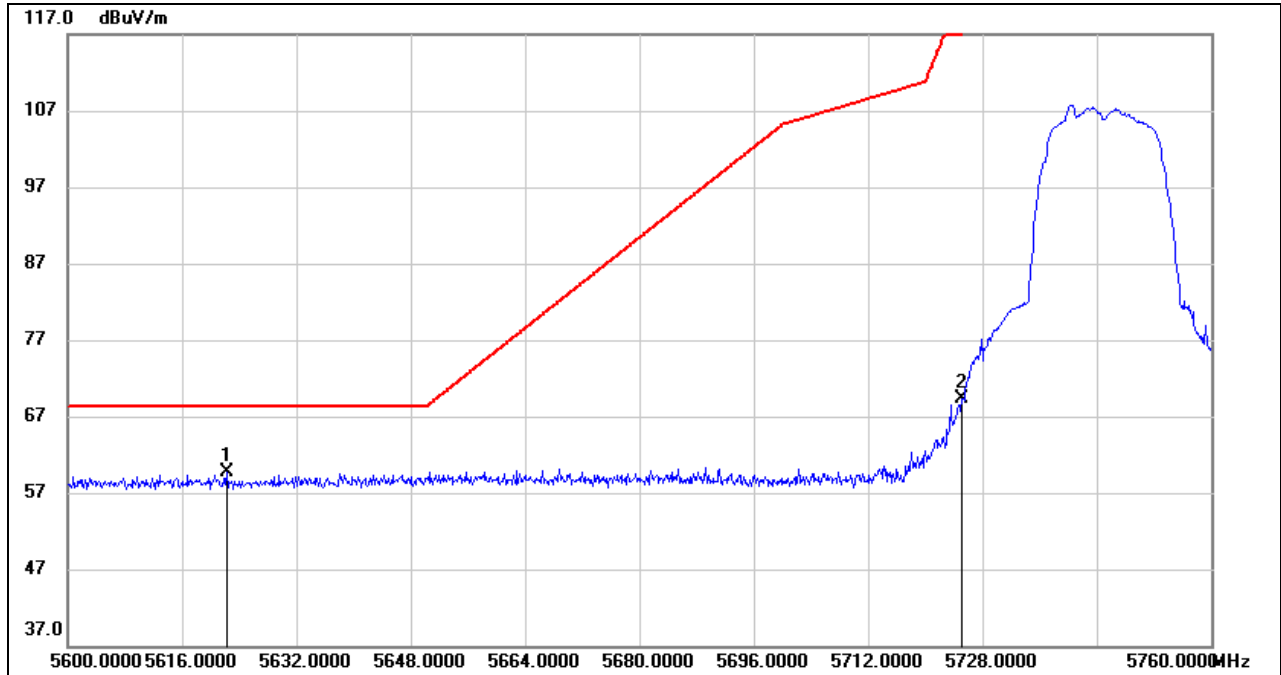




1TX MODE ANT0:WCT5H-40

RESTRICTED BANDEDGE LOW CHANNEL

HORIZONTAL RESULTS
PEAK

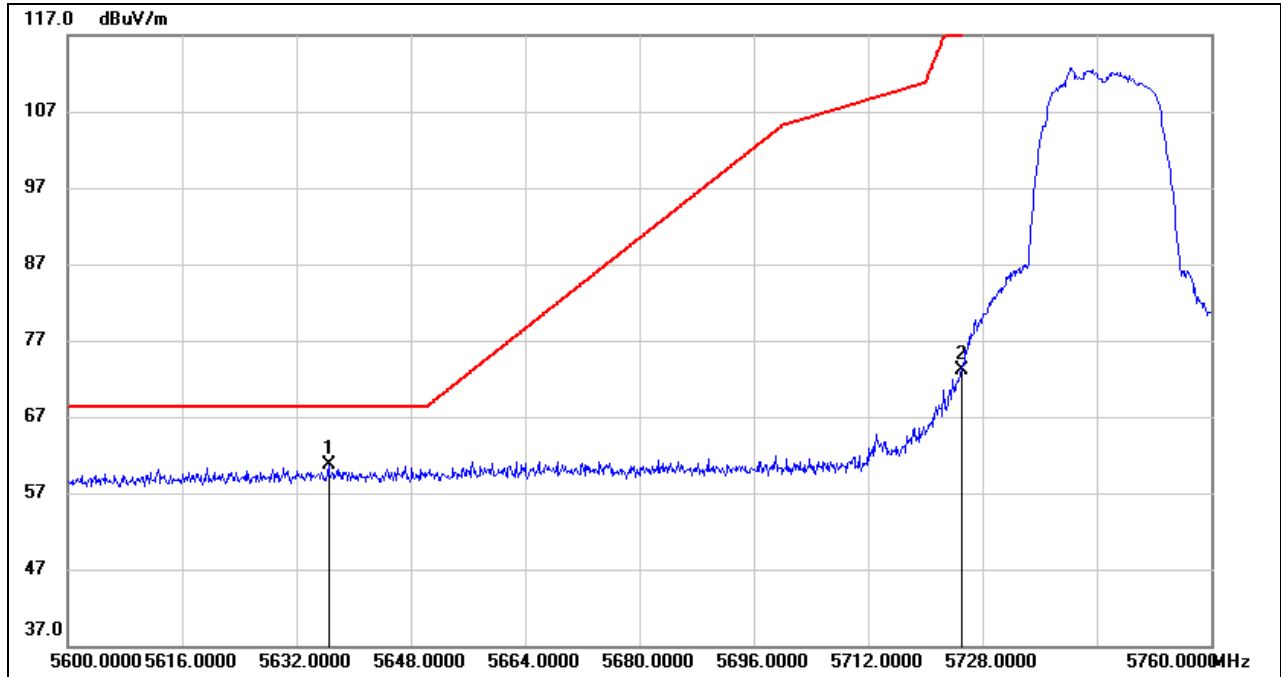


No.	Frequency (MHz)	Reading (dBuV)	Correct (dB/m)	Result (dBuV/m)	Limit (dBuV/m)	Margin (dB)	Remark
1	5622.240	18.19	41.47	59.66	68.20	-8.54	peak
2	5725.000	27.60	41.61	69.21	122.20	-52.99	peak

Note: 1. Measurement = Reading Level + Correct Factor.



VERTICAL RESULTS
PEAK



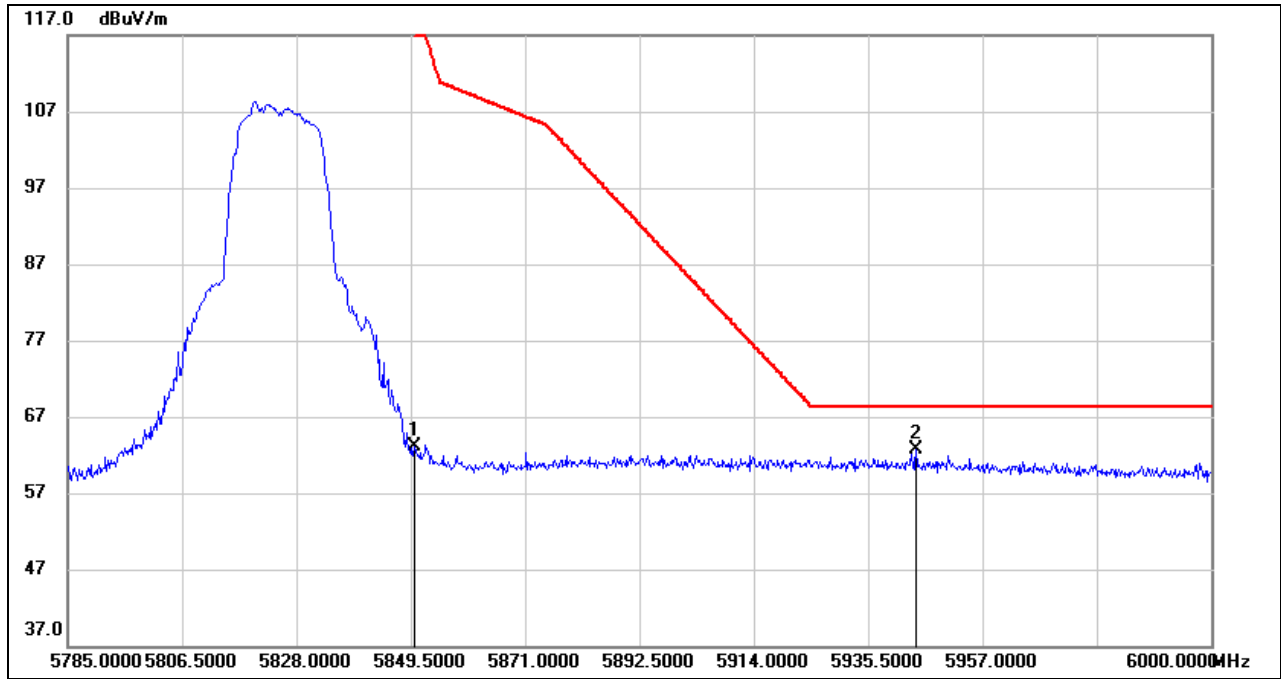
No.	Frequency (MHz)	Reading (dBuV)	Correct (dB/m)	Result (dBuV/m)	Limit (dBuV/m)	Margin (dB)	Remark
1	5636.480	19.19	41.47	60.66	68.20	-7.54	peak
2	5725.000	31.45	41.61	73.06	122.20	-49.14	peak

Note: 1. Measurement = Reading Level + Correct Factor.



RESTRICTED BANDEGE HIGH CHANNEL

HORIZONTAL RESULTS
PEAK

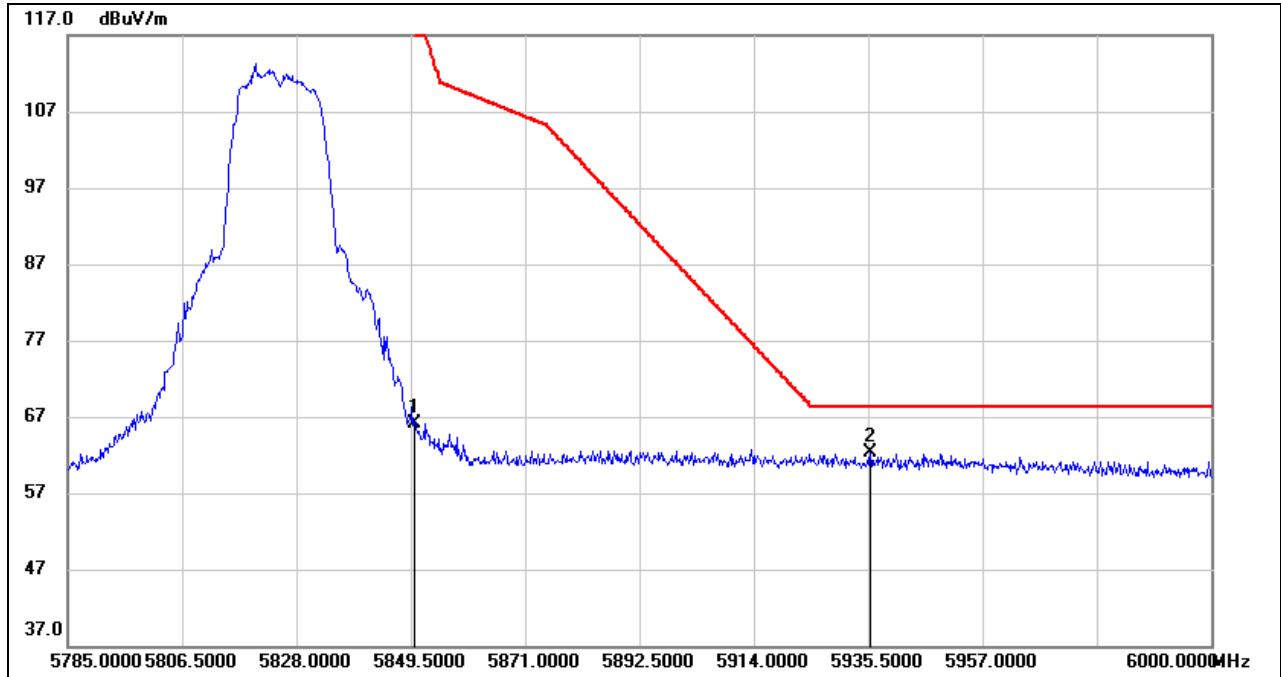


No.	Frequency (MHz)	Reading (dBuV)	Correct (dB/m)	Result (dBuV/m)	Limit (dBuV/m)	Margin (dB)	Remark
1	5850.000	20.20	42.89	63.09	122.20	-59.11	peak
2	5944.530	19.57	43.09	62.66	68.20	-5.54	peak

Note: 1. Measurement = Reading Level + Correct Factor.



VERTICAL RESULTS
PEAK



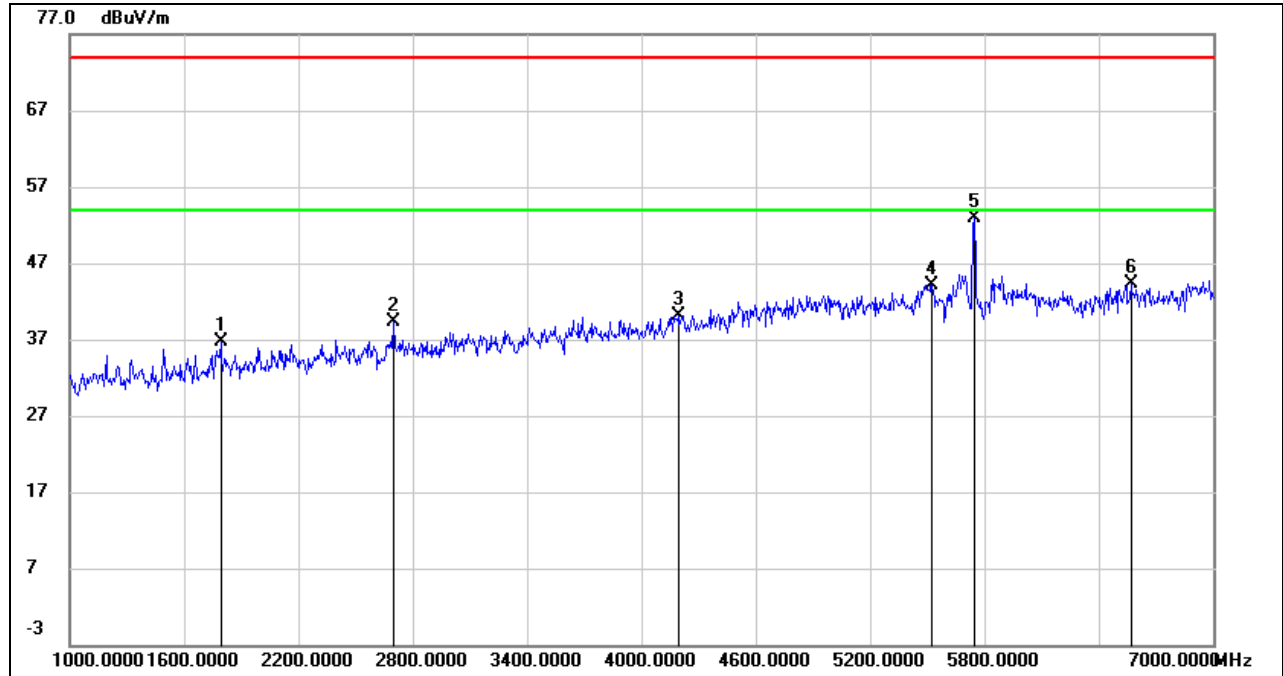
No.	Frequency (MHz)	Reading (dBuV)	Correct (dB/m)	Result (dBuV/m)	Limit (dBuV/m)	Margin (dB)	Remark
1	5850.000	23.26	42.89	66.15	122.20	-56.05	peak
2	5935.930	19.15	43.23	62.38	68.20	-5.82	peak

Note: 1. Measurement = Reading Level + Correct Factor.



HARMONICS AND SPURIOUS EMISSIONS LOW CHANNEL

HORIZONTAL RESULTS
1-7GHz

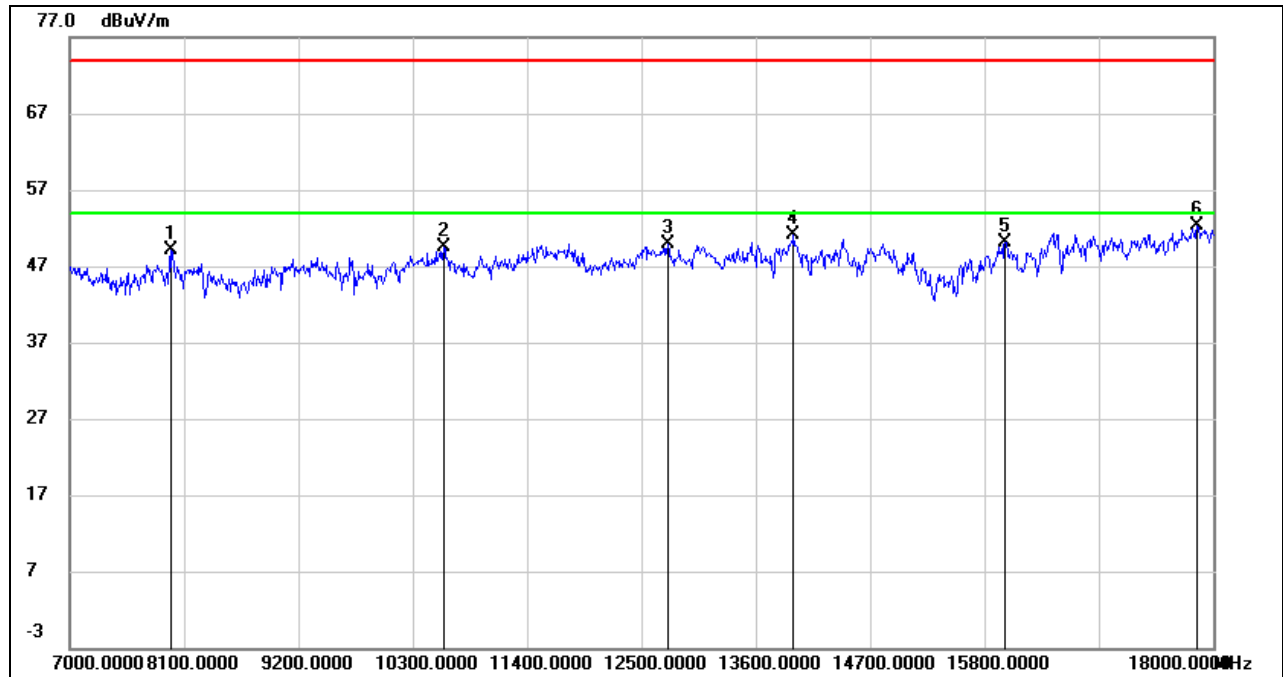


No.	Frequency (MHz)	Reading (dBUV)	Correct (dB/m)	Result (dBUV/m)	Limit (dBUV/m)	Margin (dB)	Remark
1	1792.000	46.93	-10.16	36.77	74.00	-37.23	peak
2	2698.000	45.87	-6.65	39.22	74.00	-34.78	peak
3	4192.000	41.02	-0.94	40.08	74.00	-33.92	peak
4	5524.000	39.99	4.17	44.16	74.00	-29.84	peak
5	5746.000	49.22	3.76	52.98	74.00	-21.02	peak
6	6568.000	37.76	6.64	44.40	74.00	-29.60	peak

Note: 1. Measurement = Reading Level + Correct Factor.
 2. If Peak Result complies with AV limit, AV Result is deemed to comply with AV limit.
 3. Peak: Peak detector.
 4. Filter losses were only considered in the spurious frequency bands and the authorized band was not corrected for Band reject filter losses.
 5. Proper operation of the transmitter prior to adding the filter to the measurement chain.
 6. Owing to the highest peak level of unwanted emission out of the restricted bands complies with the lowest limit(54dBUV/m), so all the test point were deemed to comply with the limits list in the standard.



HORIZONTAL RESULTS
7-18GHz

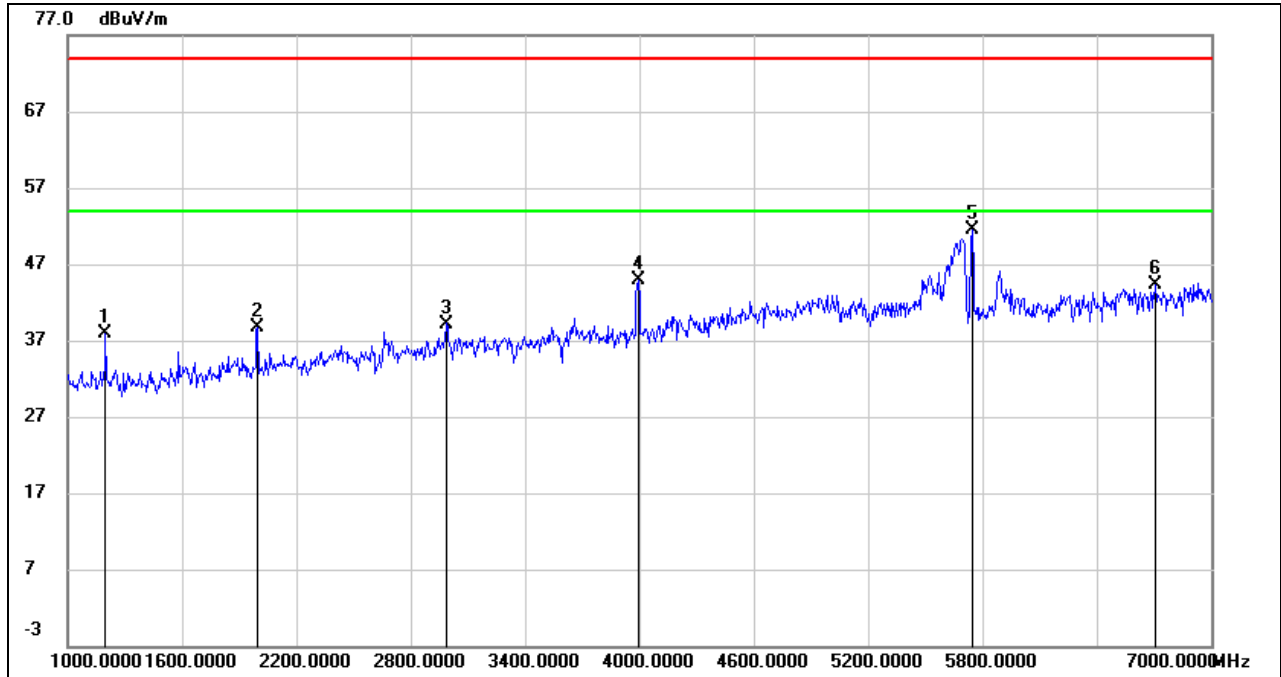


No.	Frequency (MHz)	Reading (dBuV)	Correct (dB/m)	Result (dBuV/m)	Limit (dBuV/m)	Margin (dB)	Remark
1	7968.000	41.67	7.49	49.16	74.00	-24.84	peak
2	10597.000	37.02	12.43	49.45	74.00	-24.55	peak
3	12753.000	34.51	15.36	49.87	74.00	-24.13	peak
4	13963.000	34.87	16.16	51.03	74.00	-22.97	peak
5	15998.000	32.29	17.80	50.09	74.00	-23.91	peak
6	17846.000	28.90	23.41	52.31	74.00	-21.69	peak

Note: 1. Measurement = Reading Level + Correct Factor.
 2. If Peak Result complies with AV limit, AV Result is deemed to comply with AV limit.
 3. Peak: Peak detector.
 4. Filter losses were only considered in the spurious frequency bands and the authorized band was not corrected for High Pass Filter losses.
 5. Proper operation of the transmitter prior to adding the filter to the measurement chain.
 6. Owing to the highest peak level of unwanted emission out of the restricted bands complies with the lowest limit(54dBuV/m), so all the test point were deemed to comply with the limits list in the standard.



VERTICAL RESULTS
1-7GHz

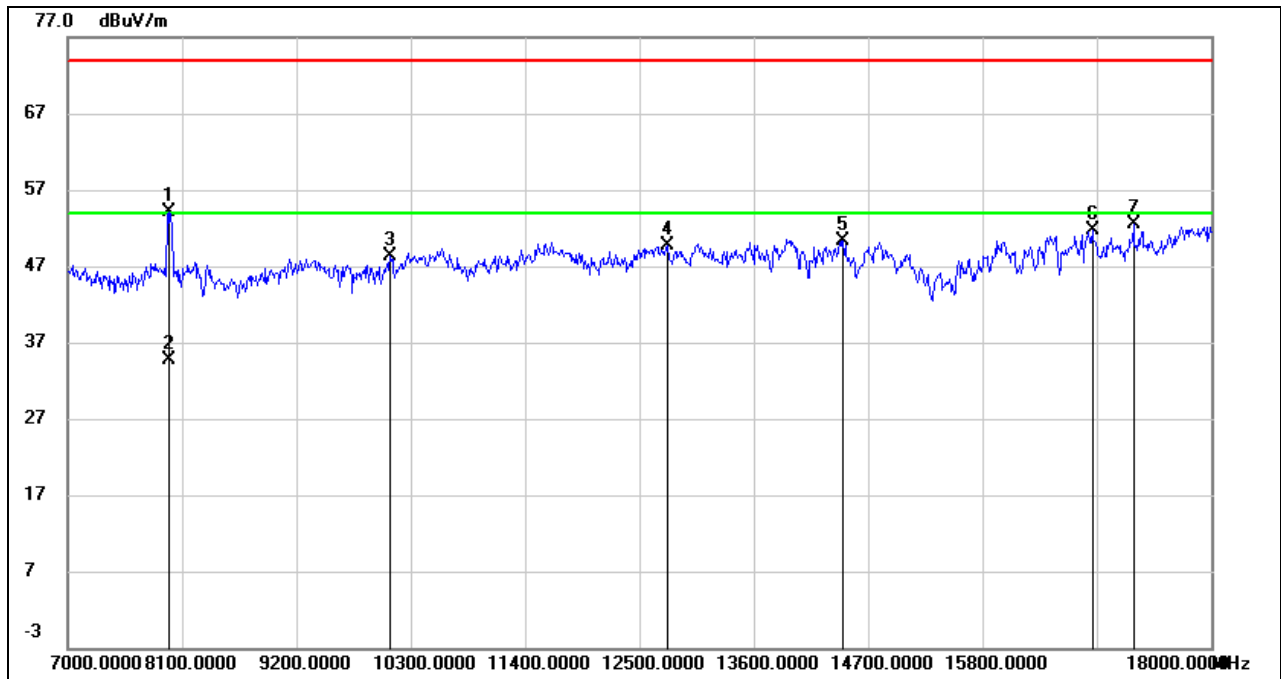


No.	Frequency (MHz)	Reading (dBuV)	Correct (dB/m)	Result (dBuV/m)	Limit (dBuV/m)	Margin (dB)	Remark
1	1198.000	50.48	-12.61	37.87	74.00	-36.13	peak
2	1996.000	48.57	-9.87	38.70	74.00	-35.30	peak
3	2986.000	44.40	-5.20	39.20	74.00	-34.80	peak
4	3994.000	47.31	-2.38	44.93	74.00	-29.07	peak
5	5746.000	47.81	3.76	51.57	74.00	-22.43	peak
6	6706.000	37.75	6.59	44.34	74.00	-29.66	peak

Note: 1. Measurement = Reading Level + Correct Factor.
 2. If Peak Result complies with AV limit, AV Result is deemed to comply with AV limit.
 3. Peak: Peak detector.
 4. Filter losses were only considered in the spurious frequency bands and the authorized band was not corrected for Band reject filter losses.
 5. Proper operation of the transmitter prior to adding the filter to the measurement chain.
 6. Owing to the highest peak level of unwanted emission out of the restricted bands complies with the lowest limit(54dBuV/m), so all the test point were deemed to comply with the limits list in the standard.



7-18GHz



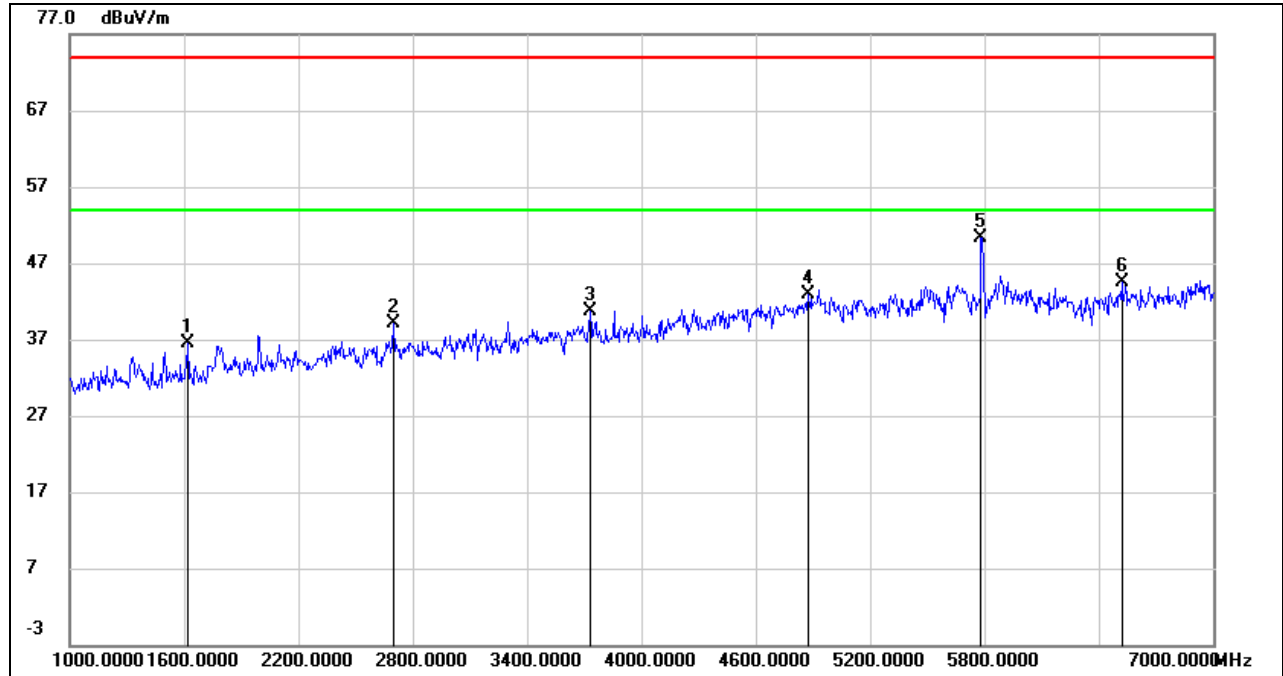
No.	Frequency (MHz)	Reading (dBuV)	Correct (dB/m)	Result (dBuV/m)	Limit (dBuV/m)	Margin (dB)	Remark
1	7968.500	46.58	7.49	54.07	74.00	-19.93	peak
2	7968.500	27.26	7.49	34.75	54.00	-19.25	AVG
3	10102.000	37.52	10.78	48.30	74.00	-25.70	peak
4	12775.000	33.94	15.74	49.68	74.00	-24.32	peak
5	14458.000	33.65	16.62	50.27	74.00	-23.73	peak
6	16856.000	31.50	20.13	51.63	74.00	-22.37	peak
7	17252.000	30.89	21.56	52.45	74.00	-21.55	peak

- Note: 1. Measurement = Reading Level + Correct Factor.
 2. If Peak Result complies with AV limit, AV Result is deemed to comply with AV limit.
 3. Peak: Peak detector.
 4. AVG: $VBW=1/Ton$ where: ton is transmit duration.
 5. For transmit duration, please refer to clause 7.1.
 6. Filter losses were only considered in the spurious frequency bands and the authorized band was not corrected for High Pass Filter losses.
 7. Proper operation of the transmitter prior to adding the filter to the measurement chain.
 8. Owing to the highest peak level of unwanted emission out of the restricted bands complies with the lowest limit(54dBuV/m), so all the test point were deemed to comply with the limits list in the standard.



HARMONICS AND SPURIOUS EMISSIONS MID CHANNEL

**HORIZONTAL RESULTS
1-7GHz**

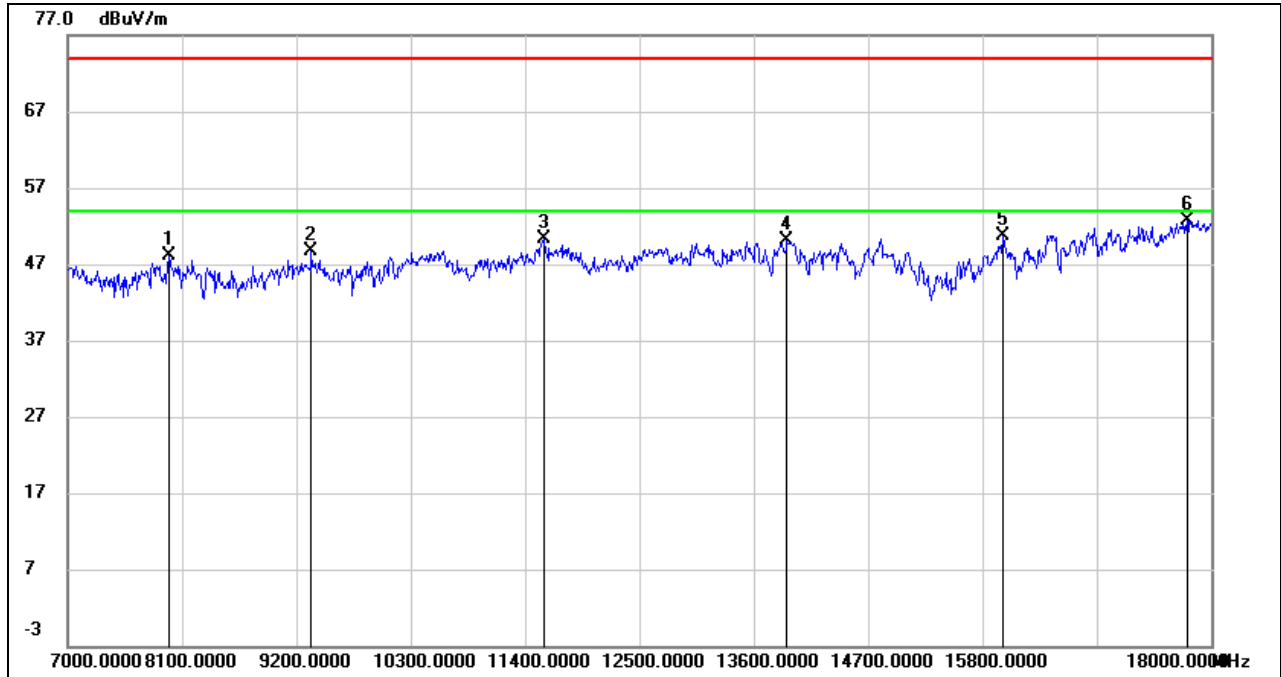


No.	Frequency (MHz)	Reading (dBuV)	Correct (dB/m)	Result (dBuV/m)	Limit (dBuV/m)	Margin (dB)	Remark
1	1618.000	47.57	-11.09	36.48	74.00	-37.52	peak
2	2698.000	45.77	-6.65	39.12	74.00	-34.88	peak
3	3730.000	42.98	-2.28	40.70	74.00	-33.30	peak
4	4876.000	40.71	2.24	42.95	74.00	-31.05	peak
5	5782.000	46.55	3.67	50.22	74.00	-23.78	peak
6	6520.000	37.53	6.98	44.51	74.00	-29.49	peak

Note: 1. Measurement = Reading Level + Correct Factor.
 2. If Peak Result complies with AV limit, AV Result is deemed to comply with AV limit.
 3. Peak: Peak detector.
 4. Filter losses were only considered in the spurious frequency bands and the authorized band was not corrected for Band reject filter losses.
 5. Proper operation of the transmitter prior to adding the filter to the measurement chain.
 6. Owing to the highest peak level of unwanted emission out of the restricted bands complies with the lowest limit(54dBuV/m), so all the test point were deemed to comply with the limits list in the standard.



HORIZONTAL RESULTS
7-18GHz

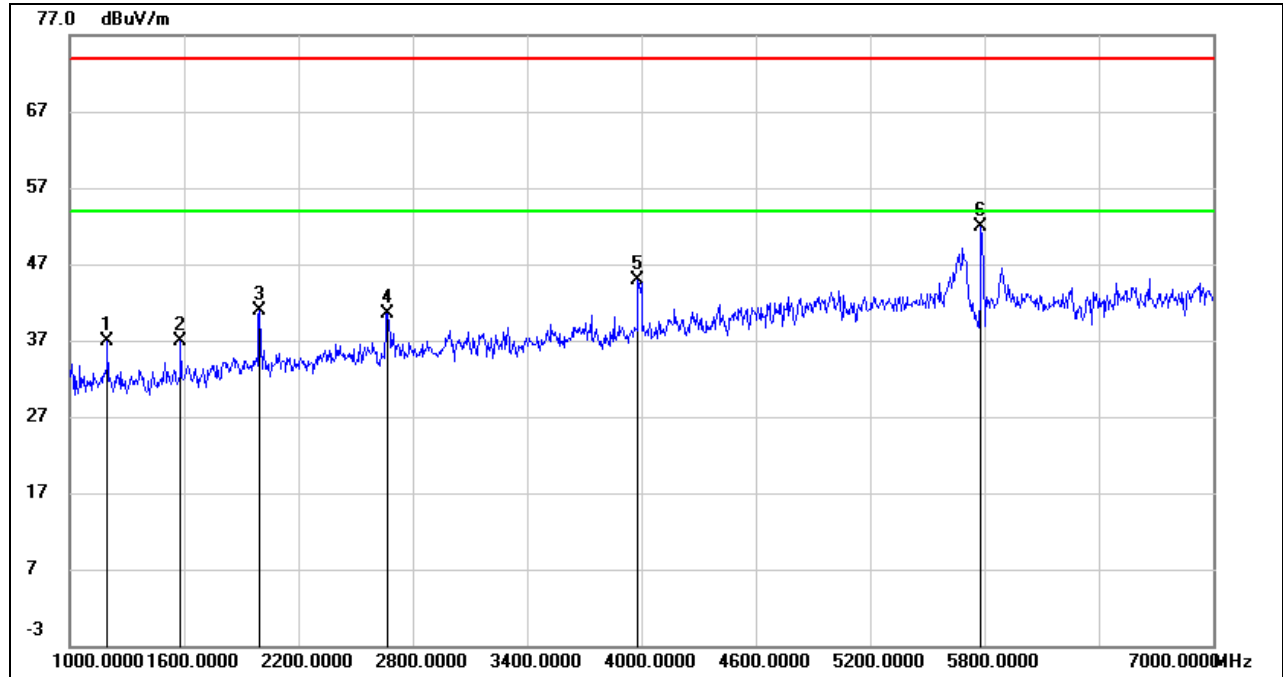


No.	Frequency (MHz)	Reading (dBuV)	Correct (dB/m)	Result (dBuV/m)	Limit (dBuV/m)	Margin (dB)	Remark
1	7979.000	40.63	7.47	48.10	74.00	-25.90	peak
2	9343.000	39.20	9.57	48.77	74.00	-25.23	peak
3	11587.000	36.72	13.52	50.24	74.00	-23.76	peak
4	13919.000	34.04	16.16	50.20	74.00	-23.80	peak
5	15998.000	32.95	17.80	50.75	74.00	-23.25	peak
6	17769.000	29.67	23.12	52.79	74.00	-21.21	peak

Note: 1. Measurement = Reading Level + Correct Factor.
 2. If Peak Result complies with AV limit, AV Result is deemed to comply with AV limit.
 3. Peak: Peak detector.
 4. Filter losses were only considered in the spurious frequency bands and the authorized band was not corrected for High Pass Filter losses.
 5. Proper operation of the transmitter prior to adding the filter to the measurement chain.
 6. Owing to the highest peak level of unwanted emission out of the restricted bands complies with the lowest limit(54dBuV/m), so all the test point were deemed to comply with the limits list in the standard.



VERTICAL RESULTS
1-7GHz

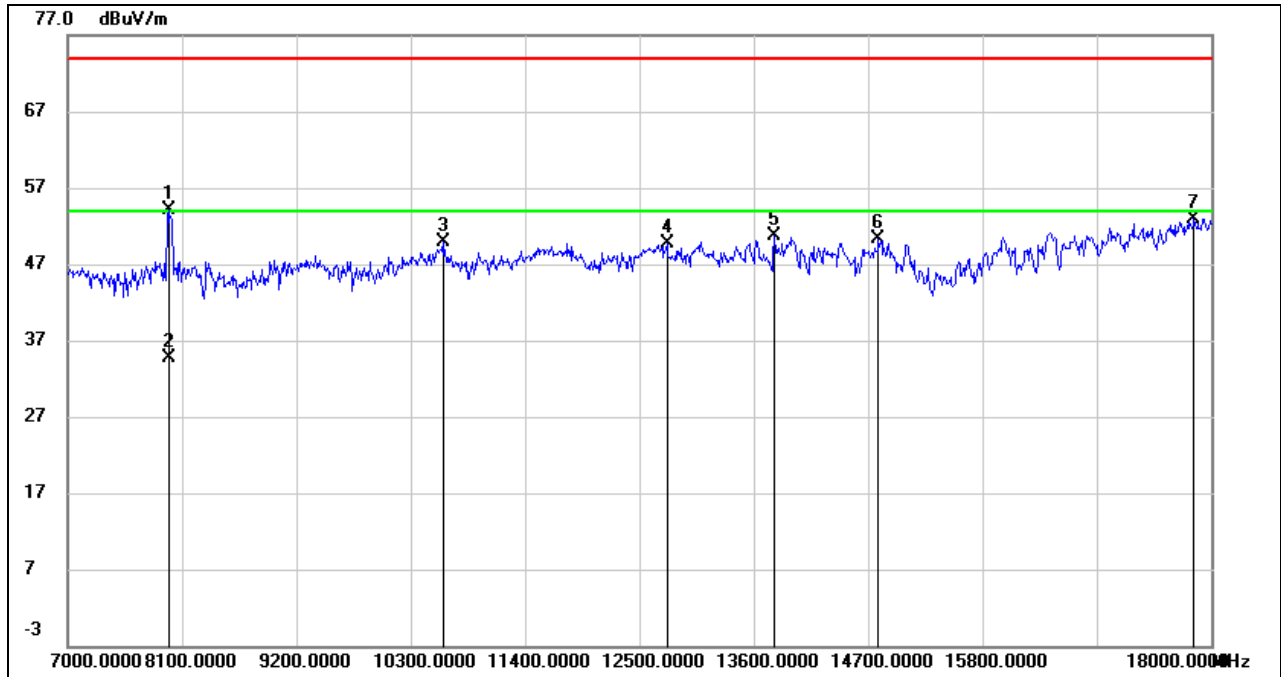


No.	Frequency (MHz)	Reading (dBuV)	Correct (dB/m)	Result (dBuV/m)	Limit (dBuV/m)	Margin (dB)	Remark
1	1198.000	49.56	-12.61	36.95	74.00	-37.05	peak
2	1582.000	48.23	-11.28	36.95	74.00	-37.05	peak
3	1996.000	50.70	-9.87	40.83	74.00	-33.17	peak
4	2668.000	47.44	-6.91	40.53	74.00	-33.47	peak
5	3982.000	47.32	-2.40	44.92	74.00	-29.08	peak
6	5782.000	48.16	3.67	51.83	74.00	-22.17	peak

Note: 1. Measurement = Reading Level + Correct Factor.
 2. If Peak Result complies with AV limit, AV Result is deemed to comply with AV limit.
 3. Peak: Peak detector.
 4. Filter losses were only considered in the spurious frequency bands and the authorized band was not corrected for Band reject filter losses.
 5. Proper operation of the transmitter prior to adding the filter to the measurement chain.
 6. Owing to the highest peak level of unwanted emission out of the restricted bands complies with the lowest limit(54dBuV/m), so all the test point were deemed to comply with the limits list in the standard.



7-18GHz



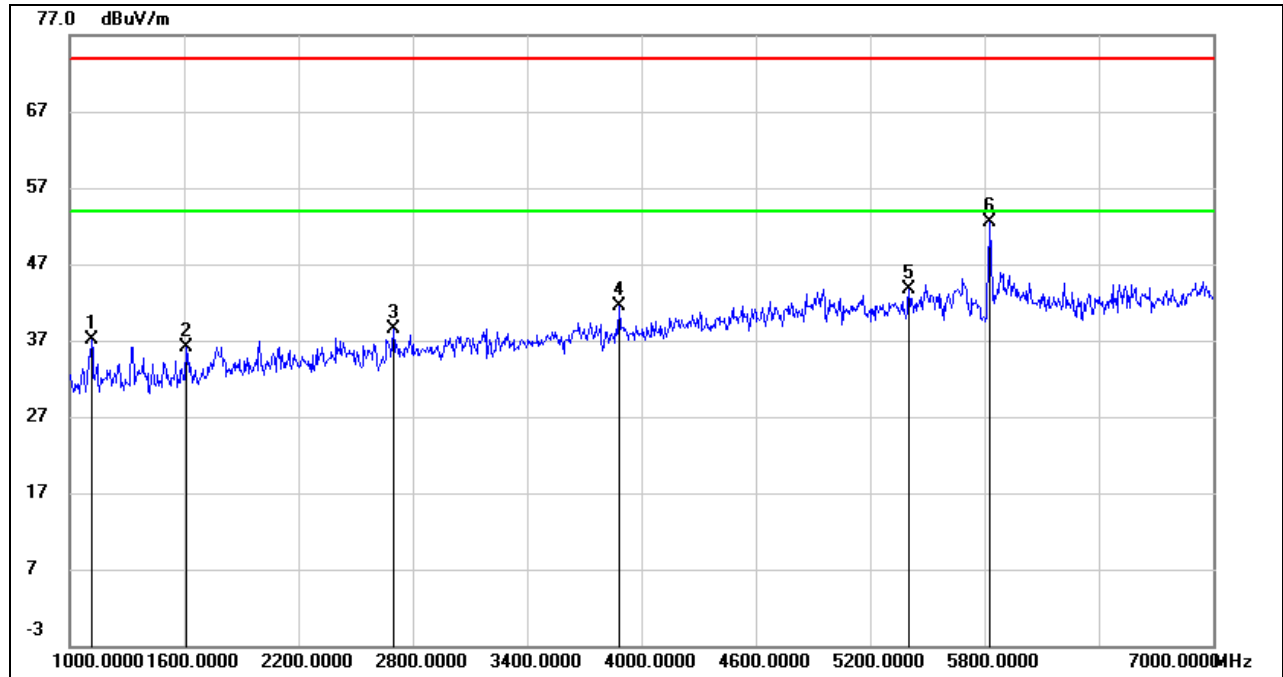
No.	Frequency (MHz)	Reading (dBuV)	Correct (dB/m)	Result (dBuV/m)	Limit (dBuV/m)	Margin (dB)	Remark
1	7969.070	46.71	7.49	54.20	74.00	-19.80	peak
2	7969.070	27.31	7.49	34.80	54.00	-19.20	AVG
3	10608.000	37.59	12.39	49.98	74.00	-24.02	peak
4	12764.000	34.20	15.54	49.74	74.00	-24.26	peak
5	13798.000	33.57	17.05	50.62	74.00	-23.38	peak
6	14799.000	34.15	16.06	50.21	74.00	-23.79	peak
7	17835.000	29.41	23.40	52.81	74.00	-21.19	peak

- Note: 1. Measurement = Reading Level + Correct Factor.
 2. If Peak Result complies with AV limit, AV Result is deemed to comply with AV limit.
 3. Peak: Peak detector.
 4. AVG: $VBW=1/T_{on}$ where: t_{on} is transmit duration.
 5. For transmit duration, please refer to clause 7.1.
 6. Filter losses were only considered in the spurious frequency bands and the authorized band was not corrected for High Pass Filter losses.
 7. Proper operation of the transmitter prior to adding the filter to the measurement chain.
 8. Owing to the highest peak level of unwanted emission out of the restricted bands complies with the lowest limit(54dBuV/m), so all the test point were deemed to comply with the limits list in the standard.



HARMONICS AND SPURIOUS EMISSIONS HIGH CHANNEL

HORIZONTAL RESULTS
1-7GHz

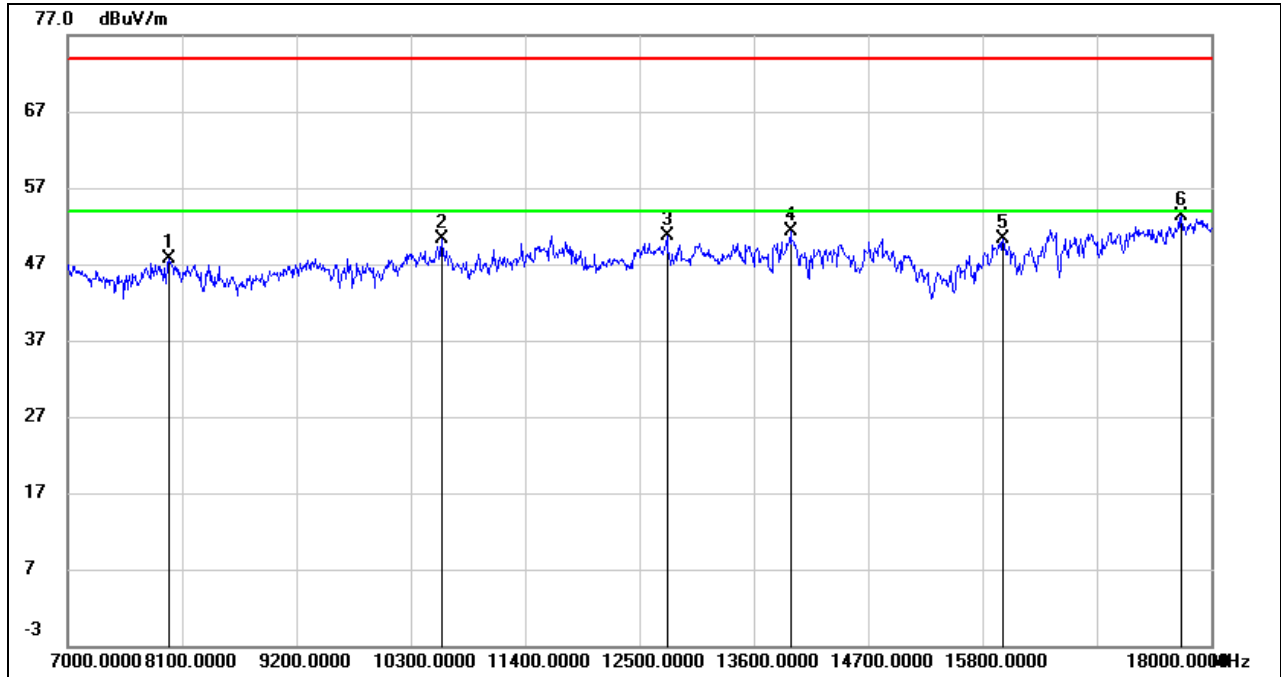


No.	Frequency (MHz)	Reading (dBuV)	Correct (dB/m)	Result (dBuV/m)	Limit (dBuV/m)	Margin (dB)	Remark
1	1114.000	50.41	-13.32	37.09	74.00	-36.91	peak
2	1612.000	47.29	-11.10	36.19	74.00	-37.81	peak
3	2698.000	45.23	-6.65	38.58	74.00	-35.42	peak
4	3886.000	44.16	-2.56	41.60	74.00	-32.40	peak
5	5404.000	40.62	3.11	43.73	74.00	-30.27	peak
6	5830.000	48.29	4.18	52.47	74.00	-21.53	peak

Note: 1. Measurement = Reading Level + Correct Factor.
 2. If Peak Result complies with AV limit, AV Result is deemed to comply with AV limit.
 3. Peak: Peak detector.
 4. Filter losses were only considered in the spurious frequency bands and the authorized band was not corrected for Band reject filter losses.
 5. Proper operation of the transmitter prior to adding the filter to the measurement chain.
 6. Owing to the highest peak level of unwanted emission out of the restricted bands complies with the lowest limit(54dBuV/m), so all the test point were deemed to comply with the limits list in the standard.



HORIZONTAL RESULTS
7-18GHz

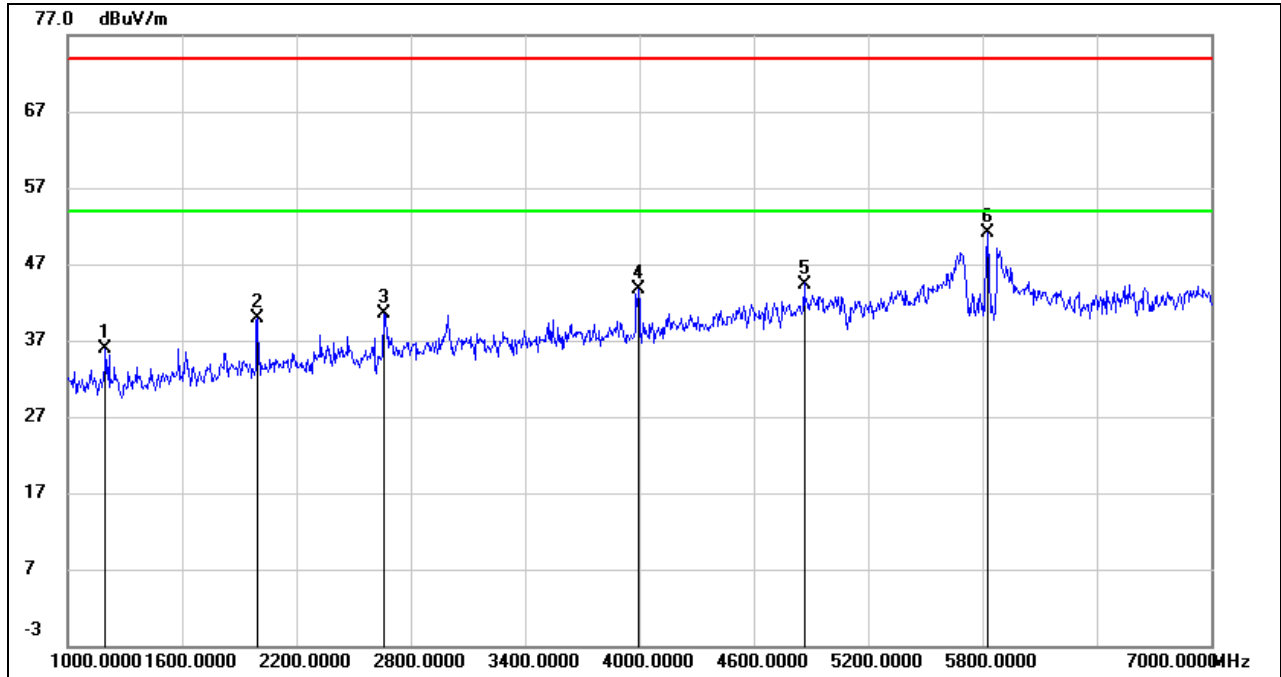


No.	Frequency (MHz)	Reading (dBuV)	Correct (dB/m)	Result (dBuV/m)	Limit (dBuV/m)	Margin (dB)	Remark
1	7968.000	40.24	7.49	47.73	74.00	-26.27	peak
2	10597.000	37.79	12.43	50.22	74.00	-23.78	peak
3	12764.000	35.22	15.54	50.76	74.00	-23.24	peak
4	13952.000	35.13	16.16	51.29	74.00	-22.71	peak
5	15998.000	32.46	17.80	50.26	74.00	-23.74	peak
6	17714.000	30.73	22.62	53.35	74.00	-20.65	peak

Note: 1. Measurement = Reading Level + Correct Factor.
 2. If Peak Result complies with AV limit, AV Result is deemed to comply with AV limit.
 3. Peak: Peak detector.
 4. Filter losses were only considered in the spurious frequency bands and the authorized band was not corrected for High Pass Filter losses.
 5. Proper operation of the transmitter prior to adding the filter to the measurement chain.
 6. Owing to the highest peak level of unwanted emission out of the restricted bands complies with the lowest limit(54dBuV/m), so all the test point were deemed to comply with the limits list in the standard.



VERTICAL RESULTS
1-7GHz

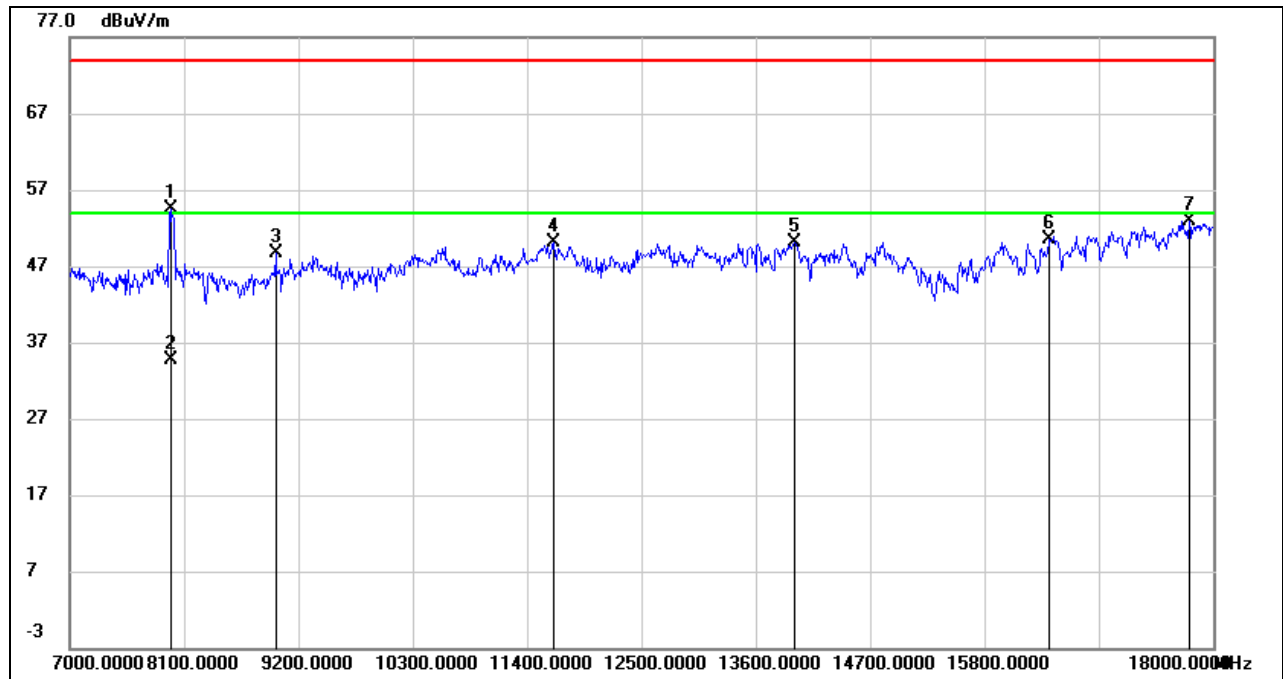


No.	Frequency (MHz)	Reading (dBuV)	Correct (dB/m)	Result (dBuV/m)	Limit (dBuV/m)	Margin (dB)	Remark
1	1198.000	48.58	-12.61	35.97	74.00	-38.03	peak
2	1996.000	49.74	-9.87	39.87	74.00	-34.13	peak
3	2656.000	47.42	-7.01	40.41	74.00	-33.59	peak
4	3994.000	46.09	-2.38	43.71	74.00	-30.29	peak
5	4864.000	42.26	2.14	44.40	74.00	-29.60	peak
6	5830.000	46.93	4.18	51.11	74.00	-22.89	peak

Note: 1. Measurement = Reading Level + Correct Factor.
 2. If Peak Result complies with AV limit, AV Result is deemed to comply with AV limit.
 3. Peak: Peak detector.
 4. Filter losses were only considered in the spurious frequency bands and the authorized band was not corrected for Band reject filter losses.
 5. Proper operation of the transmitter prior to adding the filter to the measurement chain.
 6. Owing to the highest peak level of unwanted emission out of the restricted bands complies with the lowest limit(54dBuV/m), so all the test point were deemed to comply with the limits list in the standard.



7-18GHz



No.	Frequency (MHz)	Reading (dBuV)	Correct (dB/m)	Result (dBuV/m)	Limit (dBuV/m)	Margin (dB)	Remark
1	7969.120	46.97	7.49	54.46	74.00	-19.54	peak
2	7969.120	27.30	7.49	34.79	54.00	-19.21	AVG
3	8980.000	39.44	9.23	48.67	74.00	-25.33	peak
4	11653.000	36.84	13.28	50.12	74.00	-23.88	peak
5	13974.000	33.93	16.16	50.09	74.00	-23.91	peak
6	16427.000	31.15	19.37	50.52	74.00	-23.48	peak
7	17769.000	29.79	23.12	52.91	74.00	-21.09	peak

Note: 1. Measurement = Reading Level + Correct Factor.
 2. If Peak Result complies with AV limit, AV Result is deemed to comply with AV limit.
 3. Peak: Peak detector.
 4. AVG: $VBW=1/Ton$ where: ton is transmit duration.
 5. For transmit duration, please refer to clause 7.1.
 6. Filter losses were only considered in the spurious frequency bands and the authorized band was not corrected for High Pass Filter losses.
 7. Proper operation of the transmitter prior to adding the filter to the measurement chain.
 8. Owing to the highest peak level of unwanted emission out of the restricted bands complies with the lowest limit(54dBuV/m), so all the test point were deemed to comply with the limits list in the standard.

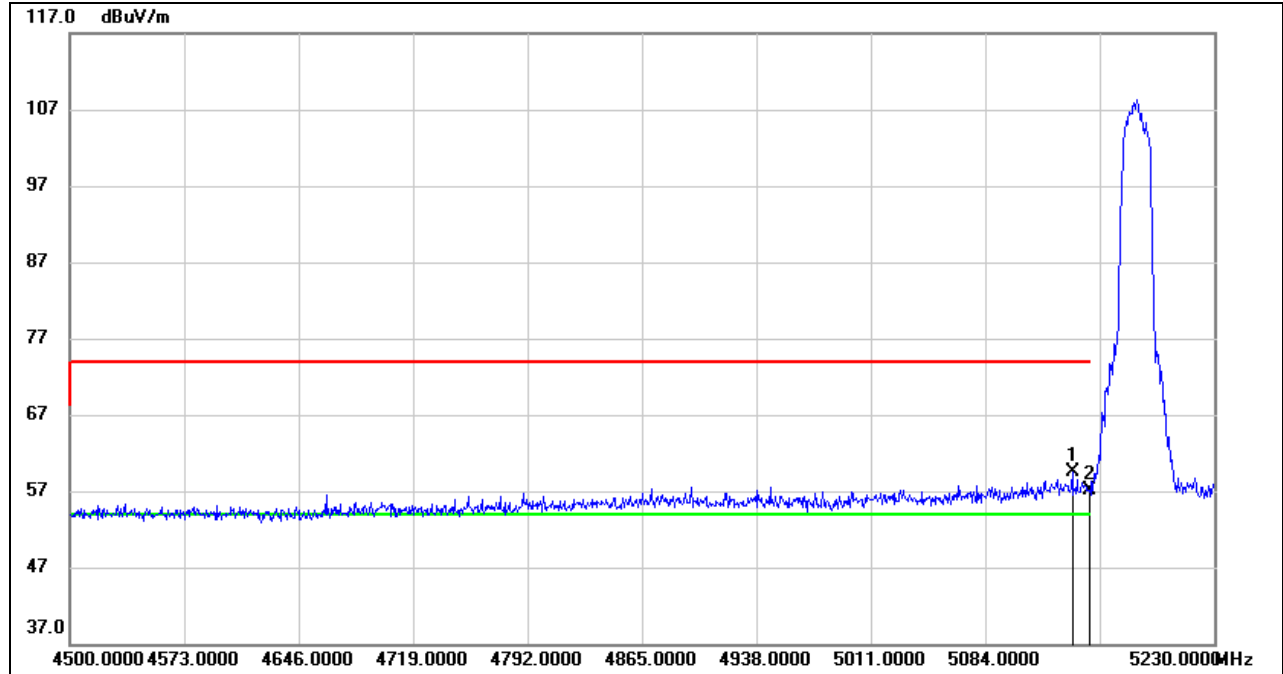


8.2. 802.11n HT20 MIMO MODE

8.2.1. UNII-1 BAND

2TX MODE ANT:WCT5J-20
RESTRICTED BANDEDGE LOW CHANNEL

HORIZONTAL RESULTS PEAK

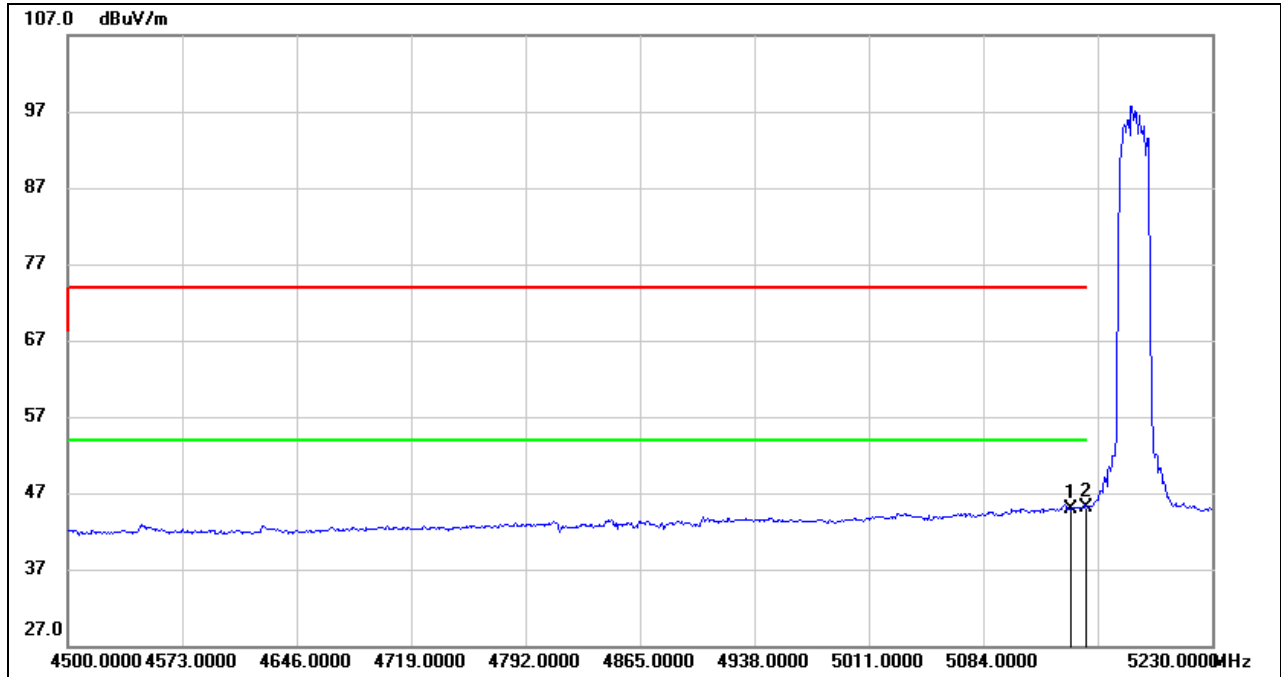


No.	Frequency (MHz)	Reading (dBuV)	Correct (dB/m)	Result (dBuV/m)	Limit (dBuV/m)	Margin (dB)	Remark
1	5139.480	19.09	40.41	59.50	74.00	-14.50	peak
2	5150.000	16.68	40.46	57.14	74.00	-16.86	peak

Note: 1. Measurement = Reading Level + Correct Factor.
 2. If Peak Result complies with AV limit, AV Result is deemed to comply with AV limit.
 3. Peak: Peak detector.
 4. Only the worst case emission will be recorder, if it complies with the limit, the other emissions deemed to comply with the limit.



AVG

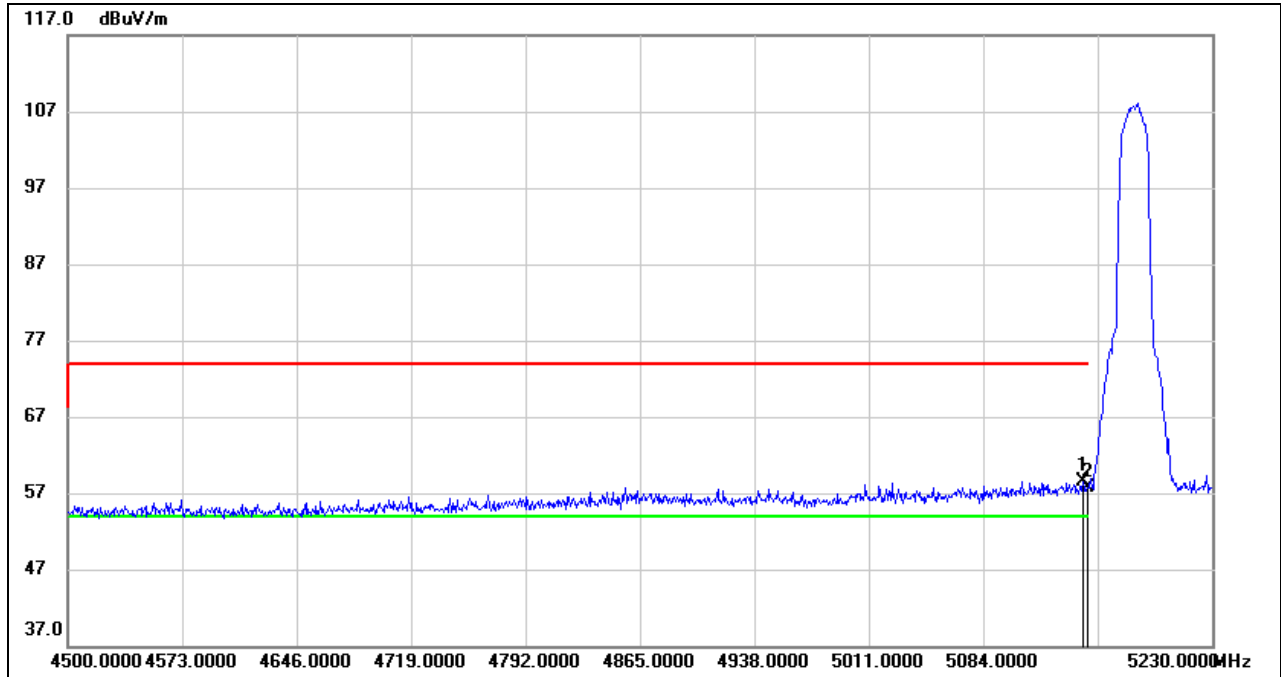


No.	Frequency (MHz)	Reading (dBuV)	Correct (dB/m)	Result (dBuV/m)	Limit (dBuV/m)	Margin (dB)	Remark
1	5139.480	4.45	40.41	44.86	54.00	-9.14	AVG
2	5150.000	4.65	40.46	45.11	54.00	-8.89	AVG

- Note: 1. Measurement = Reading Level + Correct Factor.
 2. AVG: $VBW=1/Ton$ where: ton is transmit duration.
 3. For duty cycle, please refer to clause 7.1.
 4. Only the worst case emission will be recorder, if it complies with the limit, the other emissions deemed to comply with the limit.



VERTICAL RESULTS
PEAK

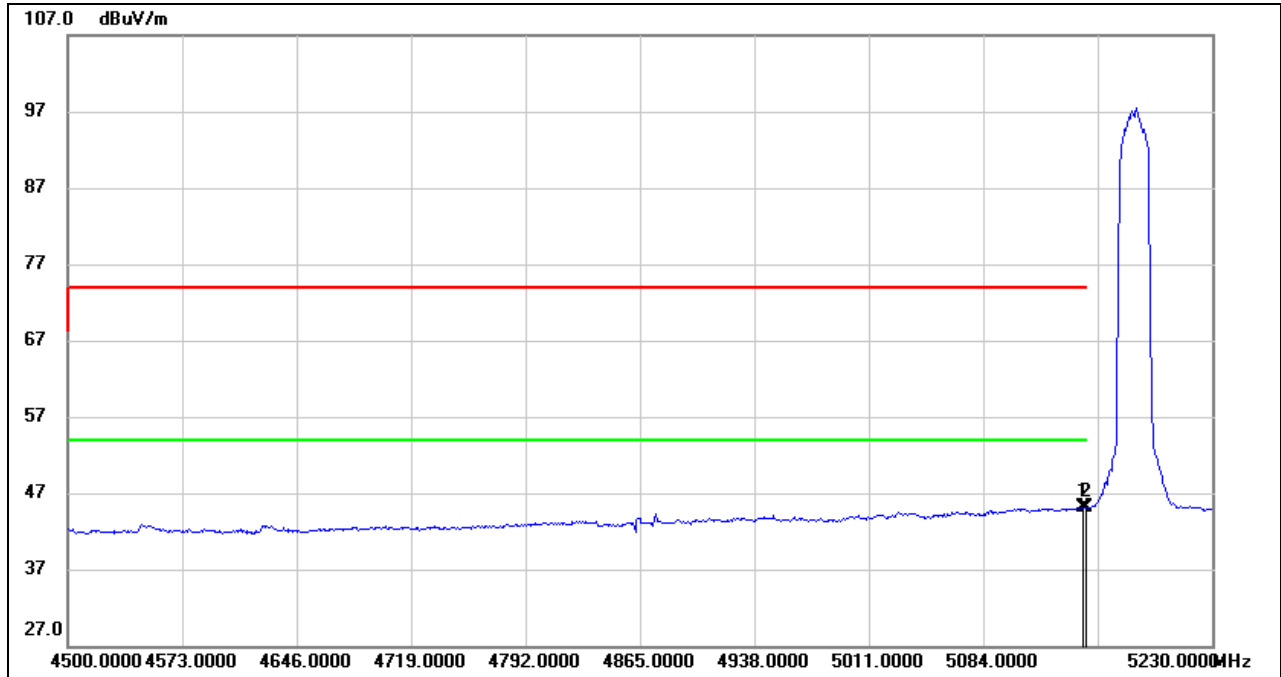


No.	Frequency (MHz)	Reading (dBuV)	Correct (dB/m)	Result (dBuV/m)	Limit (dBuV/m)	Margin (dB)	Remark
1	5147.510	18.00	40.45	58.45	74.00	-15.55	peak
2	5150.000	17.18	40.46	57.64	74.00	-16.36	peak

- Note: 1. Measurement = Reading Level + Correct Factor.
 2. If Peak Result complies with AV limit, AV Result is deemed to comply with AV limit.
 3. Peak: Peak detector.
 4. Only the worst case emission will be recorder, if it complies with the limit, the other emissions deemed to comply with the limit.



AVG



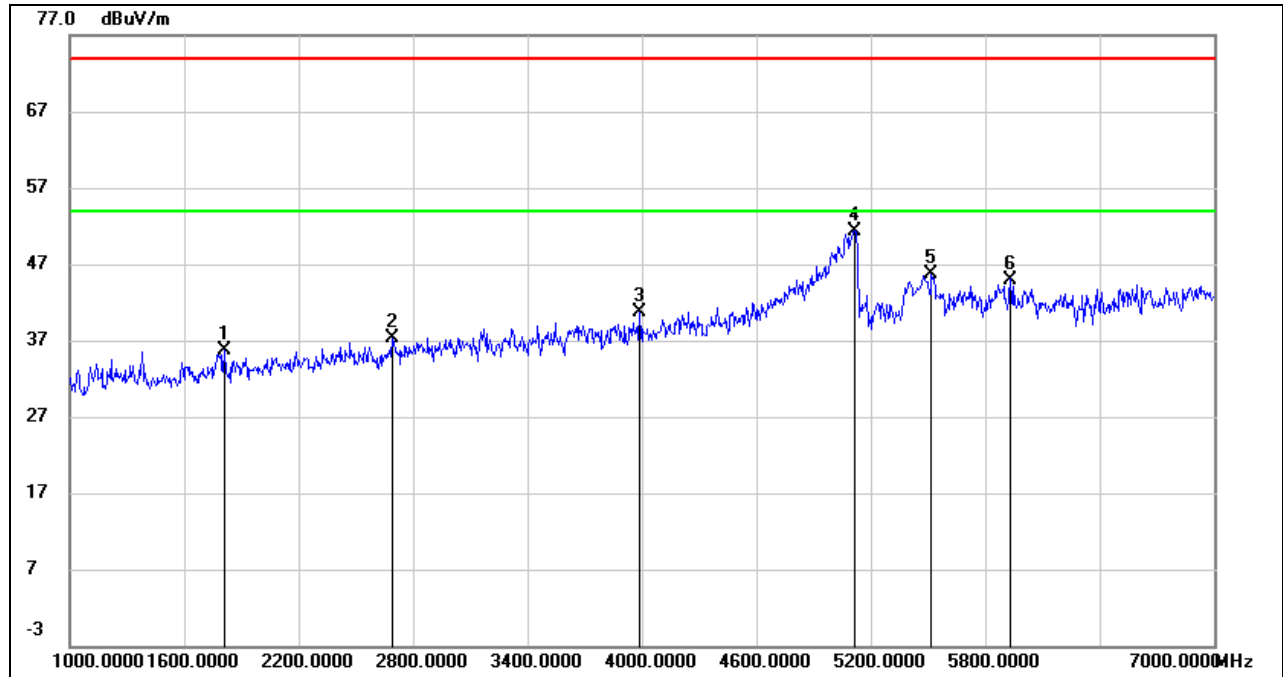
No.	Frequency (MHz)	Reading (dBuV)	Correct (dB/m)	Result (dBuV/m)	Limit (dBuV/m)	Margin (dB)	Remark
1	5147.510	4.64	40.45	45.09	54.00	-8.91	AVG
2	5150.000	4.61	40.46	45.07	54.00	-8.93	AVG

- Note: 1. Measurement = Reading Level + Correct Factor.
 2. AVG: $VBW=1/Ton$ where: ton is transmit duration.
 3. For duty cycle, please refer to clause 7.1.
 4. Only the worst case emission will be recorder, if it complies with the limit, the other emissions deemed to comply with the limit.



HARMONICS AND SPURIOUS EMISSIONS LOW CHANNEL

HORIZONTAL RESULTS
1-7GHz

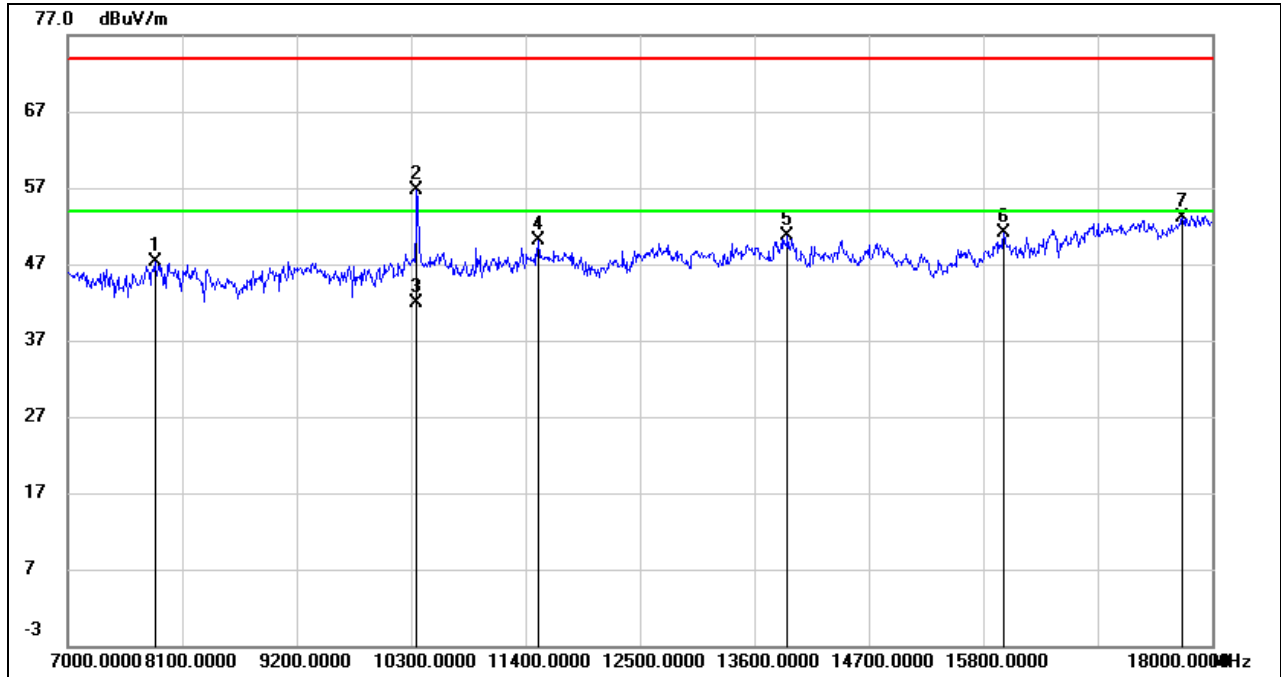


No.	Frequency (MHz)	Reading (dBuV)	Correct (dB/m)	Result (dBuV/m)	Limit (dBuV/m)	Margin (dB)	Remark
1	1810.000	45.73	-10.06	35.67	74.00	-38.33	peak
2	2692.000	44.04	-6.70	37.34	74.00	-36.66	peak
3	3988.000	43.15	-2.39	40.76	74.00	-33.24	peak
4	5116.000	48.52	2.87	51.39	74.00	-22.61	peak
5	5518.000	41.50	4.23	45.73	74.00	-28.27	peak
6	5932.000	39.90	5.10	45.00	74.00	-29.00	peak

Note: 1. Measurement = Reading Level + Correct Factor.
 2. If Peak Result complies with AV limit, AV Result is deemed to comply with AV limit.
 3. Peak: Peak detector.
 4. Filter losses were only considered in the spurious frequency bands and the authorized band was not corrected for Band reject filter losses.
 5. Proper operation of the transmitter prior to adding the filter to the measurement chain.
 6. Owing to the highest peak level of unwanted emission out of the restricted bands complies with the lowest limit(54dBuV/m), so all the test point were deemed to comply with the limits list in the standard.



HORIZONTAL RESULTS
7-18GHz

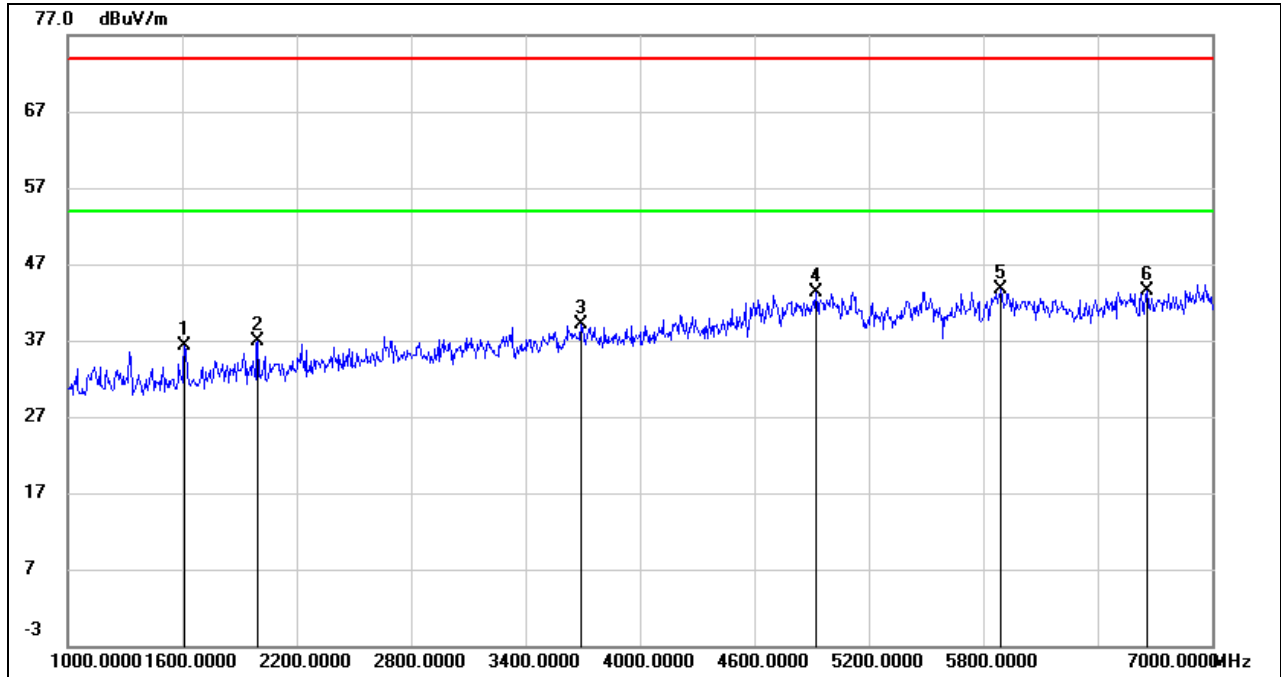


No.	Frequency (MHz)	Reading (dBuV)	Correct (dB/m)	Result (dBuV/m)	Limit (dBuV/m)	Margin (dB)	Remark
1	7836.000	39.30	7.96	47.26	74.00	-26.74	peak
2	10362.530	45.47	11.22	56.69	74.00	-17.31	peak
3	10362.530	30.65	11.22	41.87	54.00	-12.13	AVG
4	11521.000	36.75	13.40	50.15	74.00	-23.85	peak
5	13919.000	34.61	16.16	50.77	74.00	-23.23	peak
6	15998.000	33.21	17.80	51.01	74.00	-22.99	peak
7	17714.000	30.39	22.62	53.01	74.00	-20.99	peak

- Note: 1. Measurement = Reading Level + Correct Factor.
 2. If Peak Result complies with AV limit, AV Result is deemed to comply with AV limit.
 3. Peak: Peak detector.
 4. AVG: $VBW=1/Ton$ where: ton is transmit duration.
 5. For transmit duration, please refer to clause 7.1.
 6. Filter losses were only considered in the spurious frequency bands and the authorized band was not corrected for High Pass Filter losses.
 7. Proper operation of the transmitter prior to adding the filter to the measurement chain.
 8. Owing to the highest peak level of unwanted emission out of the restricted bands complies with the lowest limit(54dBuV/m), so all the test point were deemed to comply with the limits list in the standard.



VERTICAL RESULTS
1-7GHz

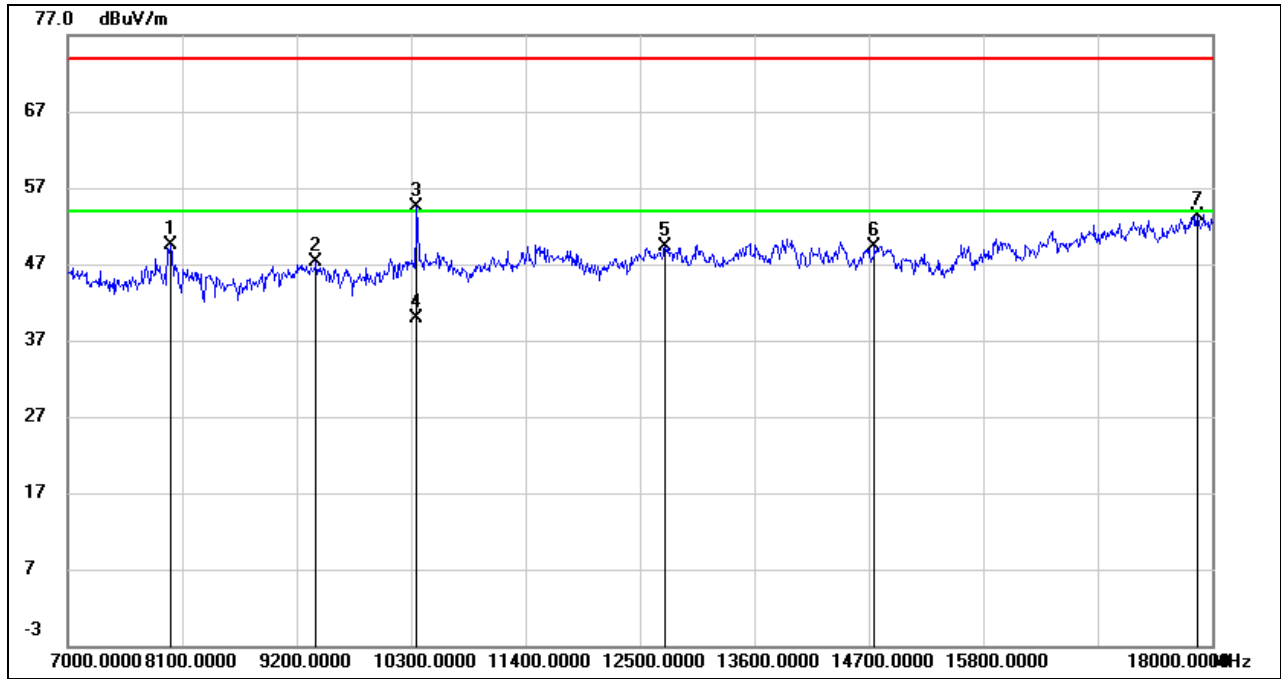


No.	Frequency (MHz)	Reading (dBuV)	Correct (dB/m)	Result (dBuV/m)	Limit (dBuV/m)	Margin (dB)	Remark
1	1612.000	47.44	-11.10	36.34	74.00	-37.66	peak
2	1996.000	46.68	-9.87	36.81	74.00	-37.19	peak
3	3688.000	41.36	-2.20	39.16	74.00	-34.84	peak
4	4924.000	40.79	2.50	43.29	74.00	-30.71	peak
5	5890.000	38.47	5.26	43.73	74.00	-30.27	peak
6	6658.000	37.06	6.54	43.60	74.00	-30.40	peak

Note: 1. Measurement = Reading Level + Correct Factor.
 2. If Peak Result complies with AV limit, AV Result is deemed to comply with AV limit.
 3. Peak: Peak detector.
 4. Filter losses were only considered in the spurious frequency bands and the authorized band was not corrected for Band reject filter losses.
 5. Proper operation of the transmitter prior to adding the filter to the measurement chain.
 6. Owing to the highest peak level of unwanted emission out of the restricted bands complies with the lowest limit(54dBuV/m), so all the test point were deemed to comply with the limits list in the standard.



7-18GHz



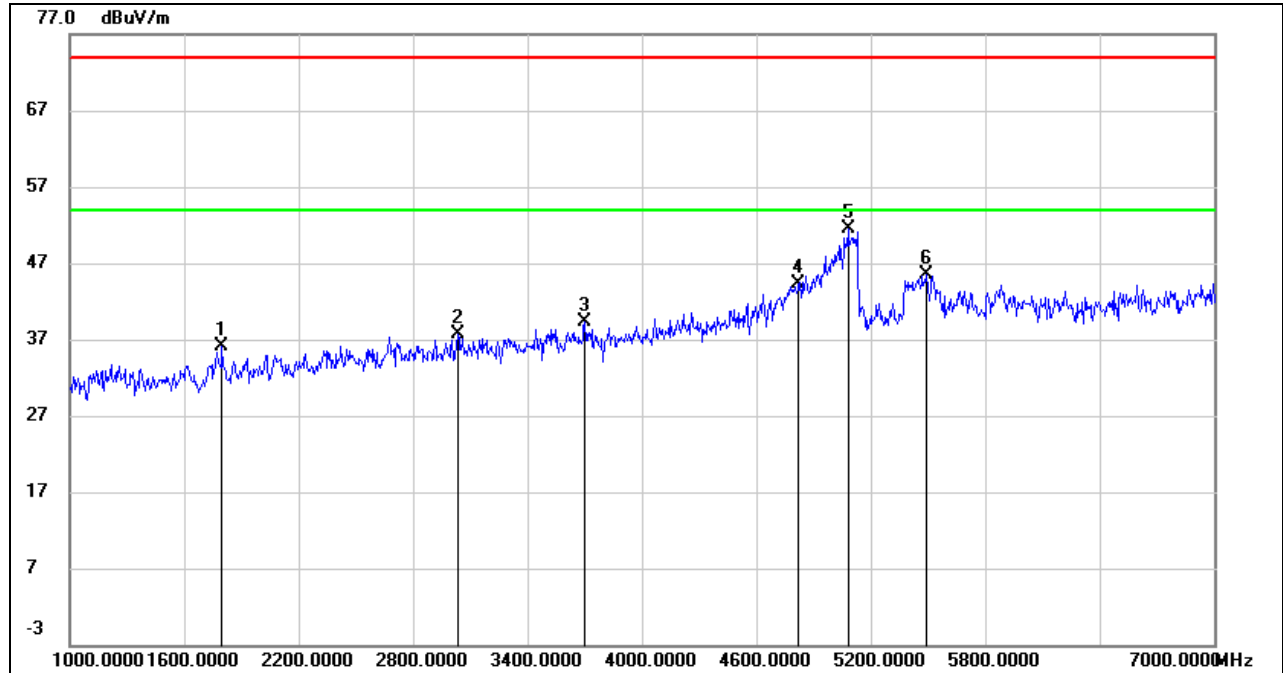
No.	Frequency (MHz)	Reading (dBuV)	Correct (dB/m)	Result (dBuV/m)	Limit (dBuV/m)	Margin (dB)	Remark
1	7990.000	41.98	7.45	49.43	74.00	-24.57	peak
2	9387.000	37.41	9.86	47.27	74.00	-26.73	peak
3	10360.020	43.36	11.23	54.59	74.00	-19.41	peak
4	10360.020	28.77	11.23	40.00	54.00	-14.00	AVG
5	12742.000	34.17	15.16	49.33	74.00	-24.67	peak
6	14755.000	33.20	16.13	49.33	74.00	-24.67	peak
7	17857.000	29.86	23.41	53.27	74.00	-20.73	peak

- Note: 1. Measurement = Reading Level + Correct Factor.
 2. If Peak Result complies with AV limit, AV Result is deemed to comply with AV limit.
 3. Peak: Peak detector.
 4. AVG: $VBW=1/T_{on}$ where: t_{on} is transmit duration.
 5. For transmit duration, please refer to clause 7.1.
 6. Filter losses were only considered in the spurious frequency bands and the authorized band was not corrected for High Pass Filter losses.
 7. Proper operation of the transmitter prior to adding the filter to the measurement chain.
 8. Owing to the highest peak level of unwanted emission out of the restricted bands complies with the lowest limit(54dBuV/m), so all the test point were deemed to comply with the limits list in the standard.



HARMONICS AND SPURIOUS EMISSIONS MID CHANNEL

HORIZONTAL RESULTS
1-7GHz

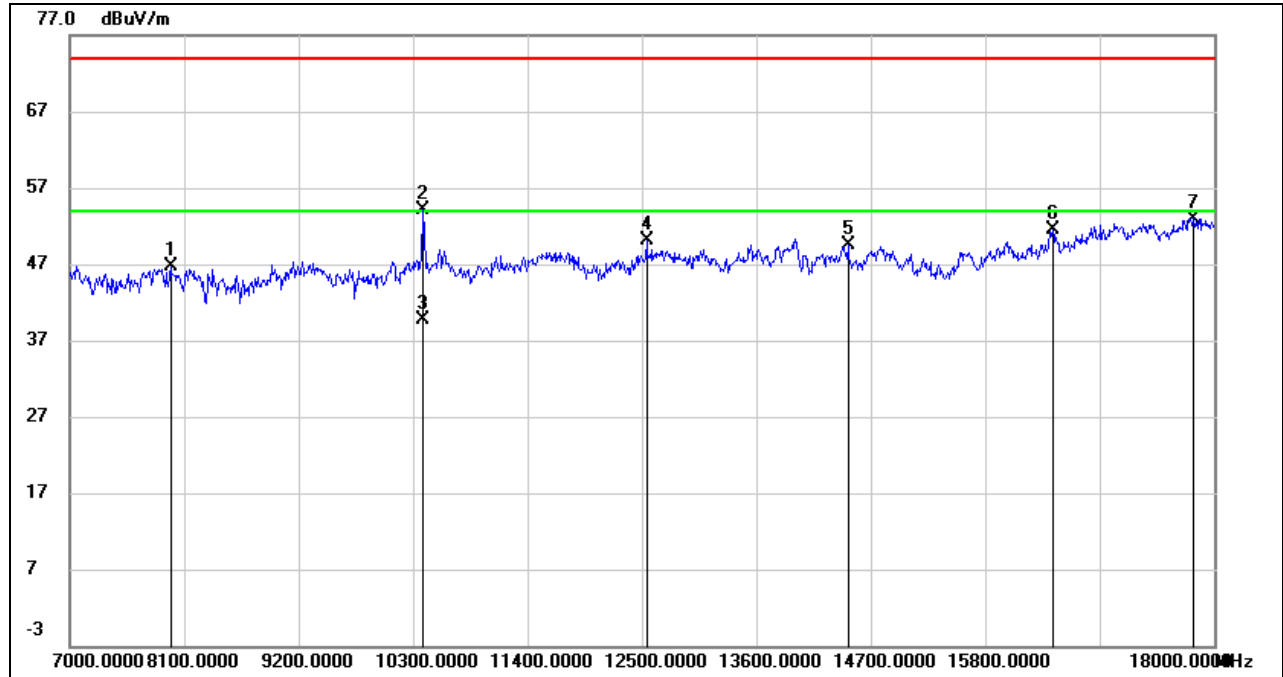


No.	Frequency (MHz)	Reading (dBuV)	Correct (dB/m)	Result (dBuV/m)	Limit (dBuV/m)	Margin (dB)	Remark
1	1798.000	46.24	-10.11	36.13	74.00	-37.87	peak
2	3034.000	42.64	-4.84	37.80	74.00	-36.20	peak
3	3700.000	41.30	-2.00	39.30	74.00	-34.70	peak
4	4822.000	42.47	1.81	44.28	74.00	-29.72	peak
5	5080.000	48.73	2.80	51.53	74.00	-22.47	peak
6	5488.000	41.27	4.28	45.55	74.00	-28.45	peak

Note: 1. Measurement = Reading Level + Correct Factor.
 2. If Peak Result complies with AV limit, AV Result is deemed to comply with AV limit.
 3. Peak: Peak detector.
 4. Filter losses were only considered in the spurious frequency bands and the authorized band was not corrected for Band reject filter losses.
 5. Proper operation of the transmitter prior to adding the filter to the measurement chain.
 6. Owing to the highest peak level of unwanted emission out of the restricted bands complies with the lowest limit(54dBuV/m), so all the test point were deemed to comply with the limits list in the standard.



HORIZONTAL RESULTS
7-18GHz

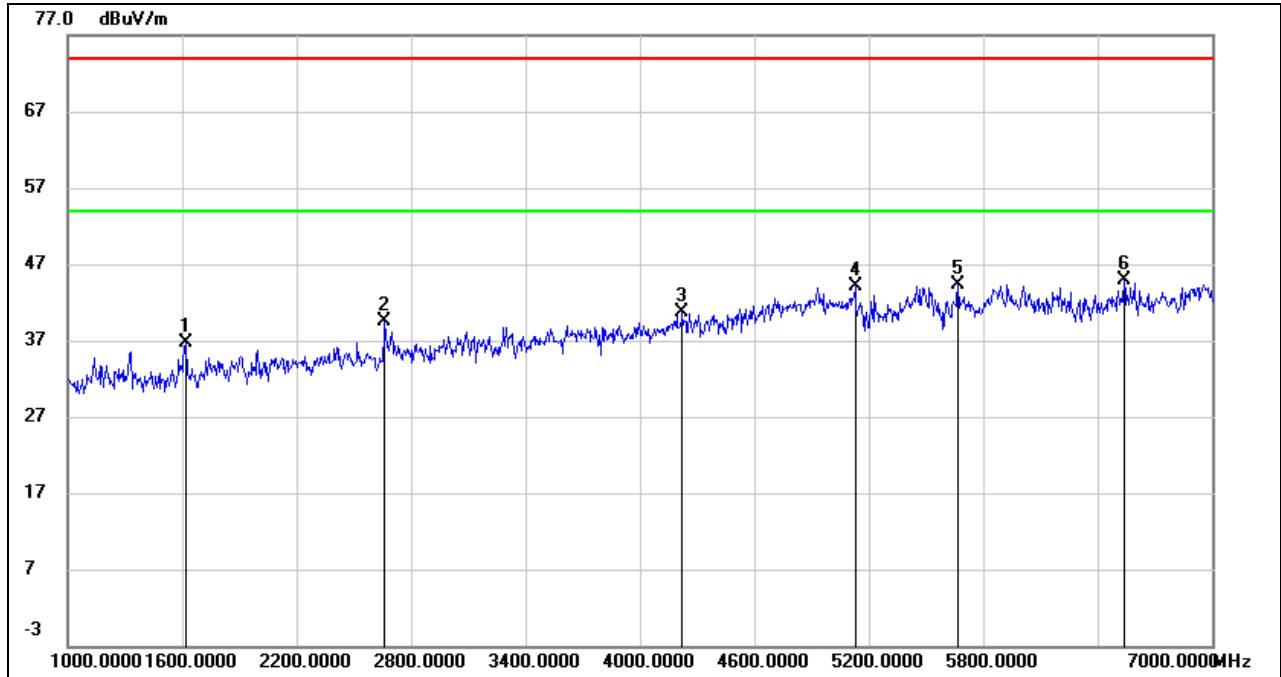


No.	Frequency (MHz)	Reading (dBuV)	Correct (dB/m)	Result (dBuV/m)	Limit (dBuV/m)	Margin (dB)	Remark
1	7968.000	39.24	7.49	46.73	74.00	-27.27	peak
2	10399.660	42.86	11.17	54.03	74.00	-19.97	peak
3	10399.660	28.63	11.17	39.80	54.00	-14.20	AVG
4	12544.000	35.58	14.57	50.15	74.00	-23.85	peak
5	14480.000	32.84	16.59	49.43	74.00	-24.57	peak
6	16449.000	32.11	19.45	51.56	74.00	-22.44	peak
7	17802.000	29.59	23.41	53.00	74.00	-21.00	peak

Note: 1. Measurement = Reading Level + Correct Factor.
 2. If Peak Result complies with AV limit, AV Result is deemed to comply with AV limit.
 3. Peak: Peak detector.
 4. AVG: VBW=1/Ton where: ton is transmit duration.
 5. For transmit duration, please refer to clause 7.1.
 6. Filter losses were only considered in the spurious frequency bands and the authorized band was not corrected for High Pass Filter losses.
 7. Proper operation of the transmitter prior to adding the filter to the measurement chain.
 8. Owing to the highest peak level of unwanted emission out of the restricted bands complies with the lowest limit(54dBuV/m), so all the test point were deemed to comply with the limits list in the standard.



VERTICAL RESULTS
1-7GHz

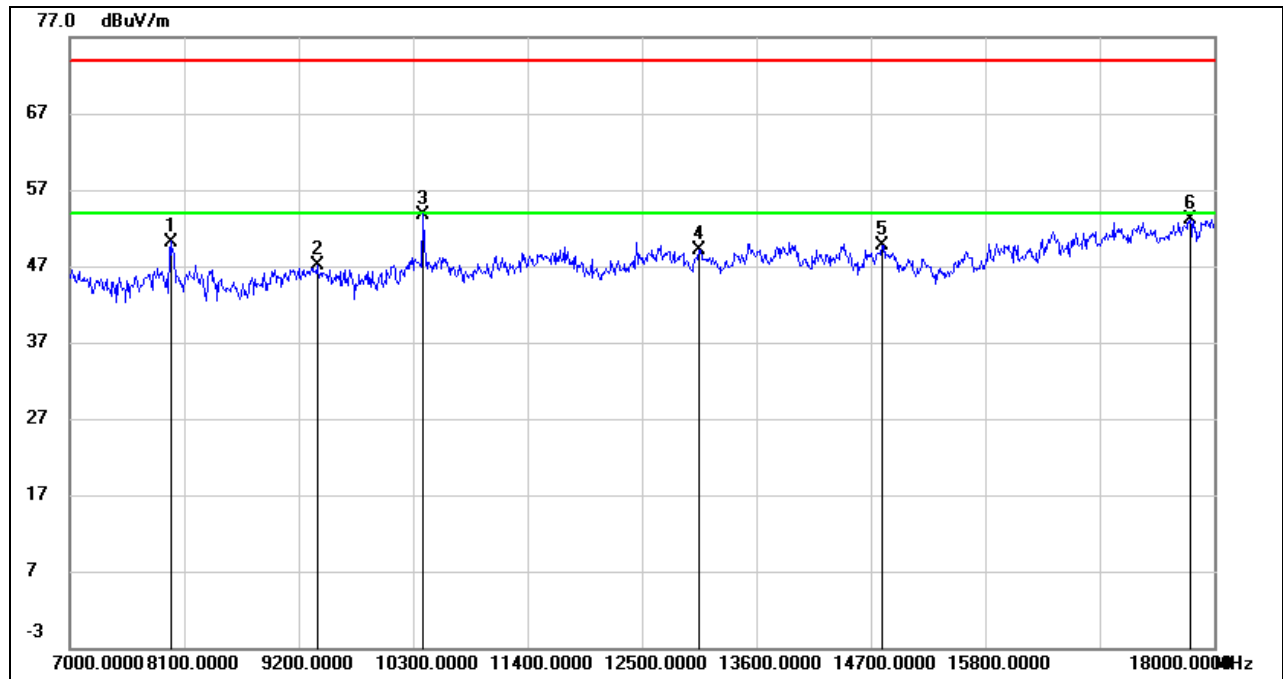


No.	Frequency (MHz)	Reading (dBuV)	Correct (dB/m)	Result (dBuV/m)	Limit (dBuV/m)	Margin (dB)	Remark
1	1618.000	47.86	-11.09	36.77	74.00	-37.23	peak
2	2662.000	46.48	-6.96	39.52	74.00	-34.48	peak
3	4222.000	41.59	-0.88	40.71	74.00	-33.29	peak
4	5128.000	41.24	2.89	44.13	74.00	-29.87	peak
5	5668.000	40.70	3.69	44.39	74.00	-29.61	peak
6	6538.000	38.09	6.86	44.95	74.00	-29.05	peak

Note: 1. Measurement = Reading Level + Correct Factor.
 2. If Peak Result complies with AV limit, AV Result is deemed to comply with AV limit.
 3. Peak: Peak detector.
 4. Filter losses were only considered in the spurious frequency bands and the authorized band was not corrected for Band reject filter losses.
 5. Proper operation of the transmitter prior to adding the filter to the measurement chain.
 6. Owing to the highest peak level of unwanted emission out of the restricted bands complies with the lowest limit(54dBuV/m), so all the test point were deemed to comply with the limits list in the standard.



7-18GHz



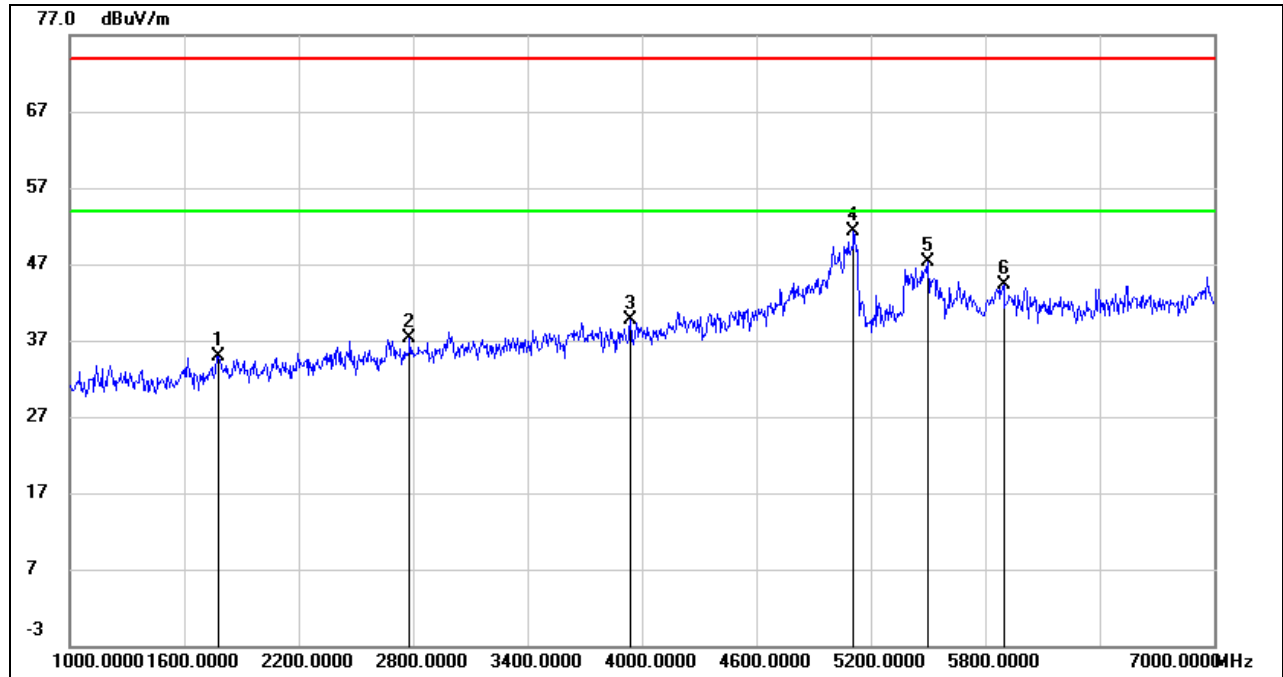
No.	Frequency (MHz)	Reading (dBuV)	Correct (dB/m)	Result (dBuV/m)	Limit (dBuV/m)	Margin (dB)	Remark
1	7968.000	42.71	7.49	50.20	74.00	-23.80	peak
2	9376.000	37.37	9.79	47.16	74.00	-26.84	peak
3	10388.000	42.62	11.18	53.80	74.00	-20.20	peak
4	13050.000	33.99	15.20	49.19	74.00	-24.81	peak
5	14810.000	33.66	16.07	49.73	74.00	-24.27	peak
6	17769.000	30.05	23.12	53.17	74.00	-20.83	peak

Note: 1. Measurement = Reading Level + Correct Factor.
 2. If Peak Result complies with AV limit, AV Result is deemed to comply with AV limit.
 3. Peak: Peak detector.
 4. Filter losses were only considered in the spurious frequency bands and the authorized band was not corrected for High Pass Filter losses.
 5. Proper operation of the transmitter prior to adding the filter to the measurement chain.
 6. Owing to the highest peak level of unwanted emission out of the restricted bands complies with the lowest limit(54dBuV/m), so all the test point were deemed to comply with the limits list in the standard.



HARMONICS AND SPURIOUS EMISSIONS HIGH CHANNEL

HORIZONTAL RESULTS
1-7GHz

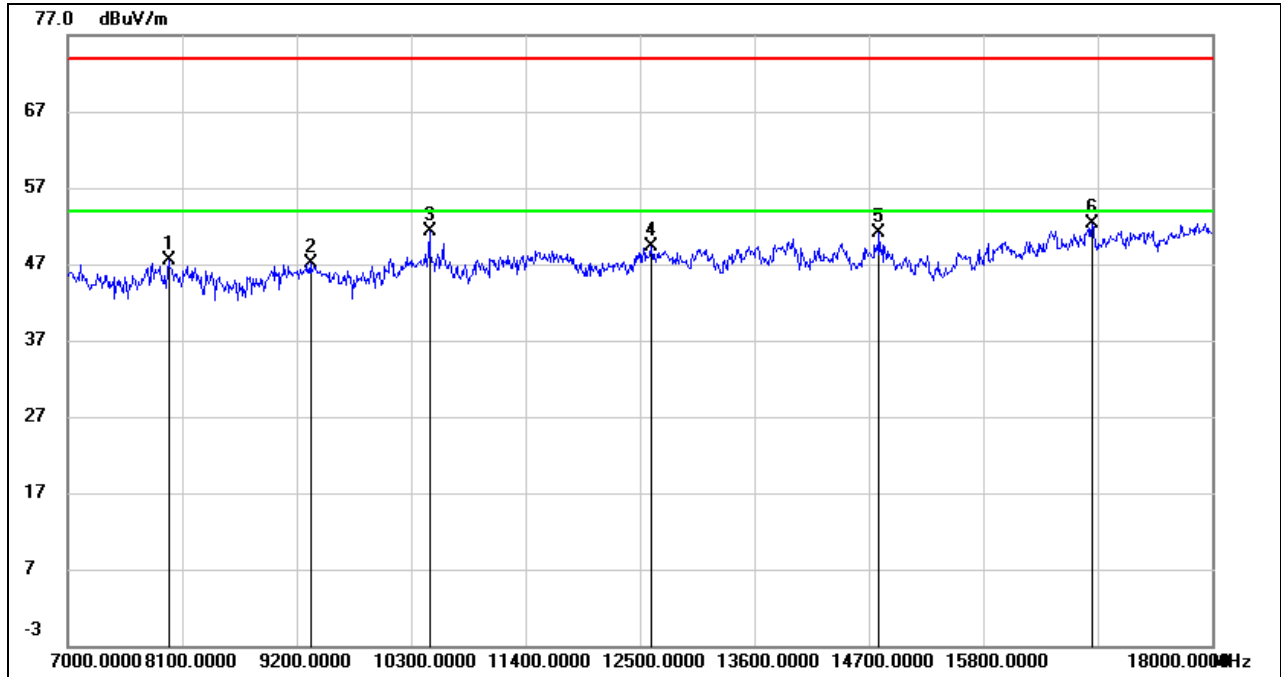


No.	Frequency (MHz)	Reading (dBuV)	Correct (dB/m)	Result (dBuV/m)	Limit (dBuV/m)	Margin (dB)	Remark
1	1780.000	45.21	-10.28	34.93	74.00	-39.07	peak
2	2782.000	43.37	-6.15	37.22	74.00	-36.78	peak
3	3940.000	42.11	-2.46	39.65	74.00	-34.35	peak
4	5110.000	48.37	2.85	51.22	74.00	-22.78	peak
5	5500.000	42.90	4.44	47.34	74.00	-26.66	peak
6	5896.000	38.87	5.36	44.23	74.00	-29.77	peak

Note: 1. Measurement = Reading Level + Correct Factor.
 2. If Peak Result complies with AV limit, AV Result is deemed to comply with AV limit.
 3. Peak: Peak detector.
 4. Filter losses were only considered in the spurious frequency bands and the authorized band was not corrected for Band reject filter losses.
 5. Proper operation of the transmitter prior to adding the filter to the measurement chain.
 6. Owing to the highest peak level of unwanted emission out of the restricted bands complies with the lowest limit(54dBuV/m), so all the test point were deemed to comply with the limits list in the standard.



HORIZONTAL RESULTS
7-18GHz

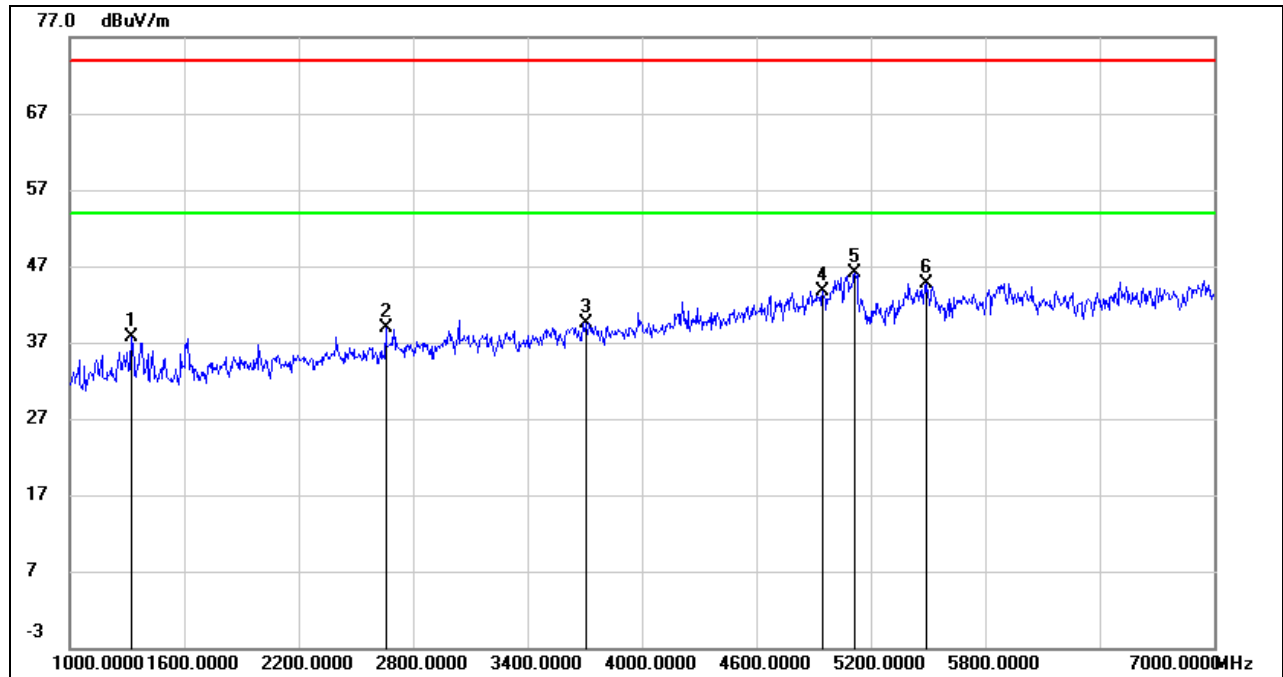


No.	Frequency (MHz)	Reading (dBuV)	Correct (dB/m)	Result (dBuV/m)	Limit (dBuV/m)	Margin (dB)	Remark
1	7968.000	40.06	7.49	47.55	74.00	-26.45	peak
2	9332.000	37.57	9.51	47.08	74.00	-26.92	peak
3	10476.000	40.05	11.31	51.36	74.00	-22.64	peak
4	12610.000	35.01	14.21	49.22	74.00	-24.78	peak
5	14799.000	35.11	16.06	51.17	74.00	-22.83	peak
6	16845.000	32.11	20.15	52.26	74.00	-21.74	peak

Note: 1. Measurement = Reading Level + Correct Factor.
 2. If Peak Result complies with AV limit, AV Result is deemed to comply with AV limit.
 3. Peak: Peak detector.
 4. Filter losses were only considered in the spurious frequency bands and the authorized band was not corrected for High Pass Filter losses.
 5. Proper operation of the transmitter prior to adding the filter to the measurement chain.
 6. Owing to the highest peak level of unwanted emission out of the restricted bands complies with the lowest limit(54dBuV/m), so all the test point were deemed to comply with the limits list in the standard.



VERTICAL RESULTS
1-7GHz

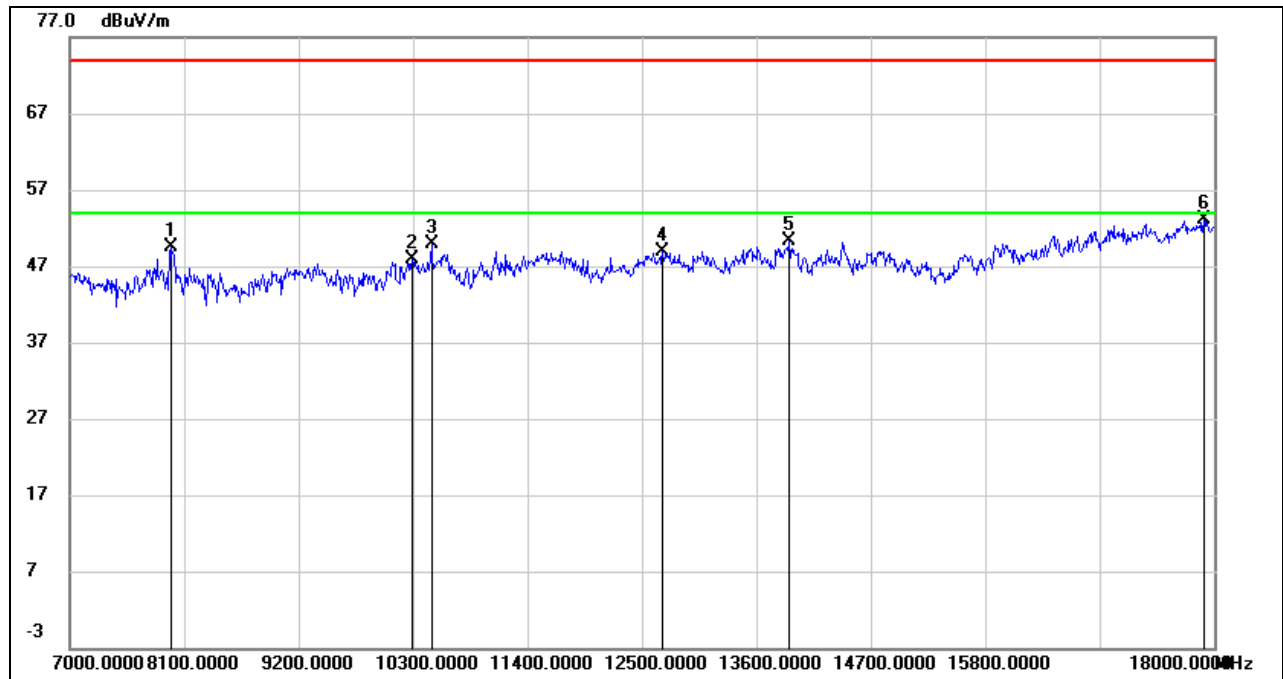


No.	Frequency (MHz)	Reading (dBuV)	Correct (dB/m)	Result (dBuV/m)	Limit (dBuV/m)	Margin (dB)	Remark
1	1324.000	49.93	-12.31	37.62	74.00	-36.38	peak
2	2656.000	45.85	-7.01	38.84	74.00	-35.16	peak
3	3706.000	41.64	-2.06	39.58	74.00	-34.42	peak
4	4948.000	41.22	2.57	43.79	74.00	-30.21	peak
5	5116.000	43.32	2.87	46.19	74.00	-27.81	peak
6	5488.000	40.48	4.28	44.76	74.00	-29.24	peak

Note: 1. Measurement = Reading Level + Correct Factor.
 2. If Peak Result complies with AV limit, AV Result is deemed to comply with AV limit.
 3. Peak: Peak detector.
 4. Filter losses were only considered in the spurious frequency bands and the authorized band was not corrected for Band reject filter losses.
 5. Proper operation of the transmitter prior to adding the filter to the measurement chain.
 6. Owing to the highest peak level of unwanted emission out of the restricted bands complies with the lowest limit(54dBuV/m), so all the test point were deemed to comply with the limits list in the standard.



7-18GHz



No.	Frequency (MHz)	Reading (dBuV)	Correct (dB/m)	Result (dBuV/m)	Limit (dBuV/m)	Margin (dB)	Remark
1	7968.000	42.00	7.49	49.49	74.00	-24.51	peak
2	10289.000	36.79	11.20	47.99	74.00	-26.01	peak
3	10476.000	38.65	11.31	49.96	74.00	-24.04	peak
4	12698.000	34.45	14.44	48.89	74.00	-25.11	peak
5	13919.000	34.19	16.16	50.35	74.00	-23.65	peak
6	17901.000	29.74	23.40	53.14	74.00	-20.86	peak

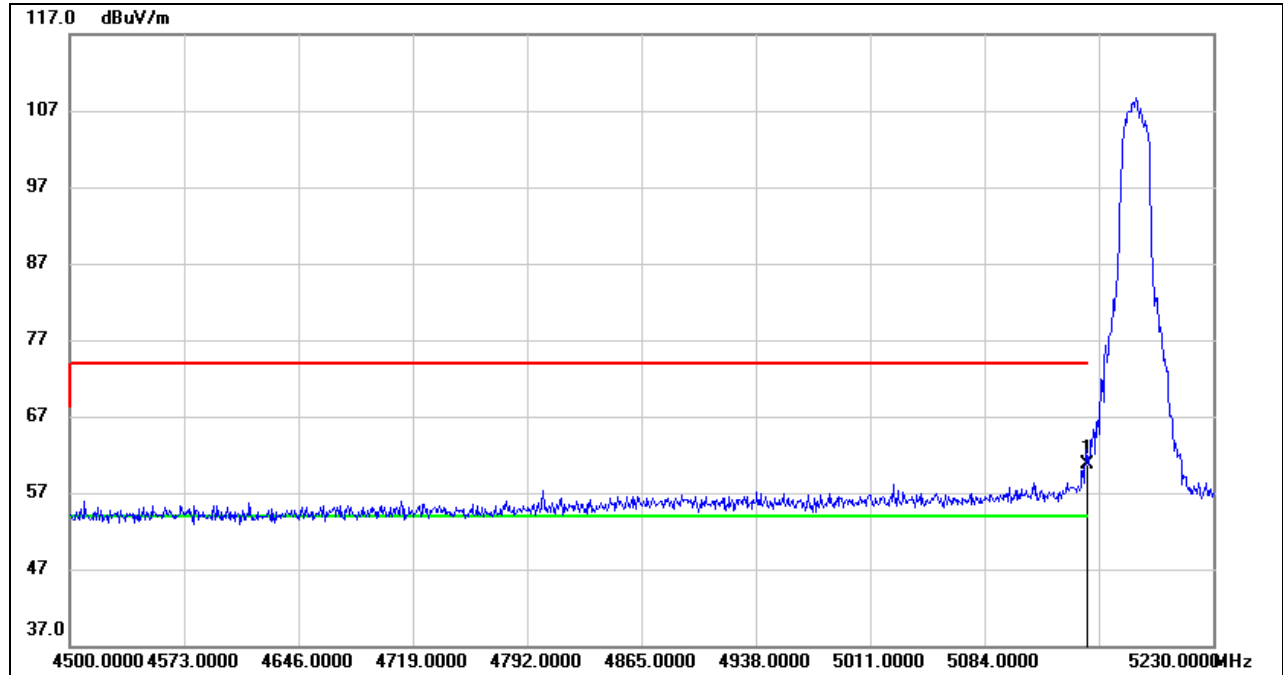
- Note: 1. Measurement = Reading Level + Correct Factor.
 2. If Peak Result complies with AV limit, AV Result is deemed to comply with AV limit.
 3. Peak: Peak detector.
 4. AVG: $VBW=1/Ton$ where: ton is transmit duration.
 5. For transmit duration, please refer to clause 7.1.
 6. Filter losses were only considered in the spurious frequency bands and the authorized band was not corrected for High Pass Filter losses.
 7. Proper operation of the transmitter prior to adding the filter to the measurement chain.
 8. Owing to the highest peak level of unwanted emission out of the restricted bands complies with the lowest limit(54dBuV/m), so all the test point were deemed to comply with the limits list in the standard.



2TX MODE ANT:WCT5H-40

RESTRICTED BANDEDGE LOW CHANNEL

HORIZONTAL RESULTS
PEAK

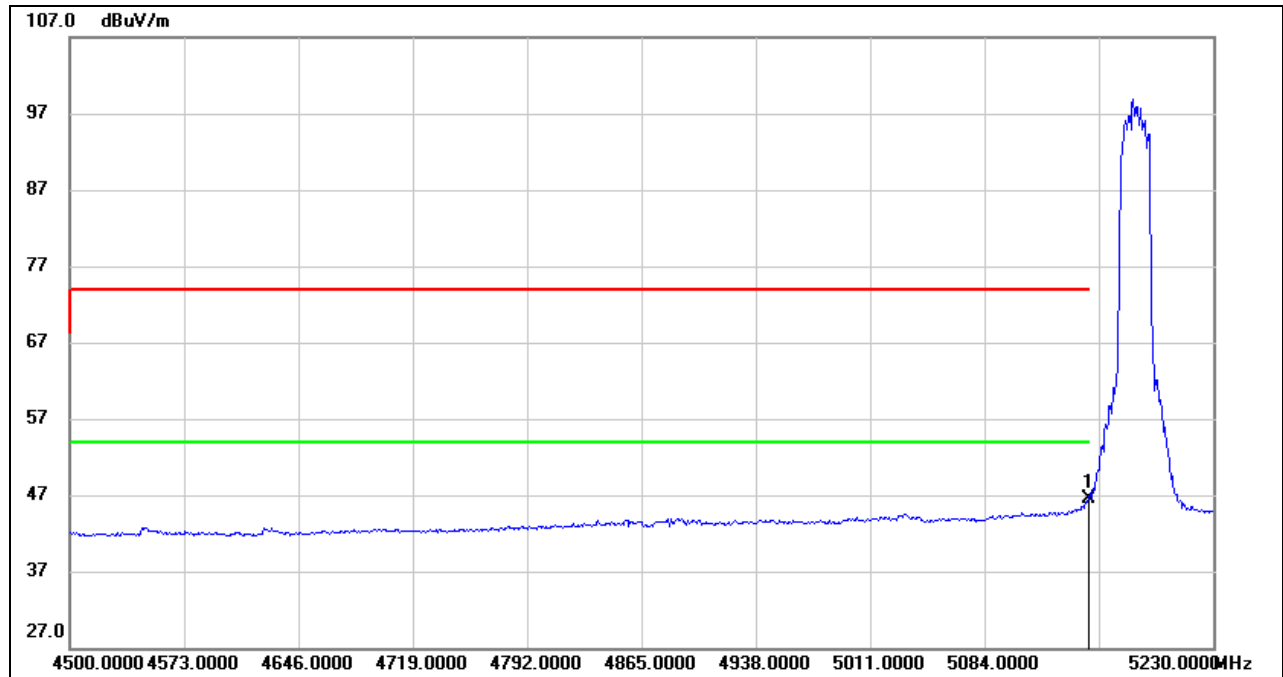


No.	Frequency (MHz)	Reading (dBuV)	Correct (dB/m)	Result (dBuV/m)	Limit (dBuV/m)	Margin (dB)	Remark
1	5150.000	20.33	40.46	60.79	74.00	-13.21	peak

- Note:
1. Measurement = Reading Level + Correct Factor.
 2. If Peak Result complies with AV limit, AV Result is deemed to comply with AV limit.
 3. Peak: Peak detector.
 4. Only the worst case emission will be recorder, if it complies with the limit, the other emissions deemed to comply with the limit.



AVG

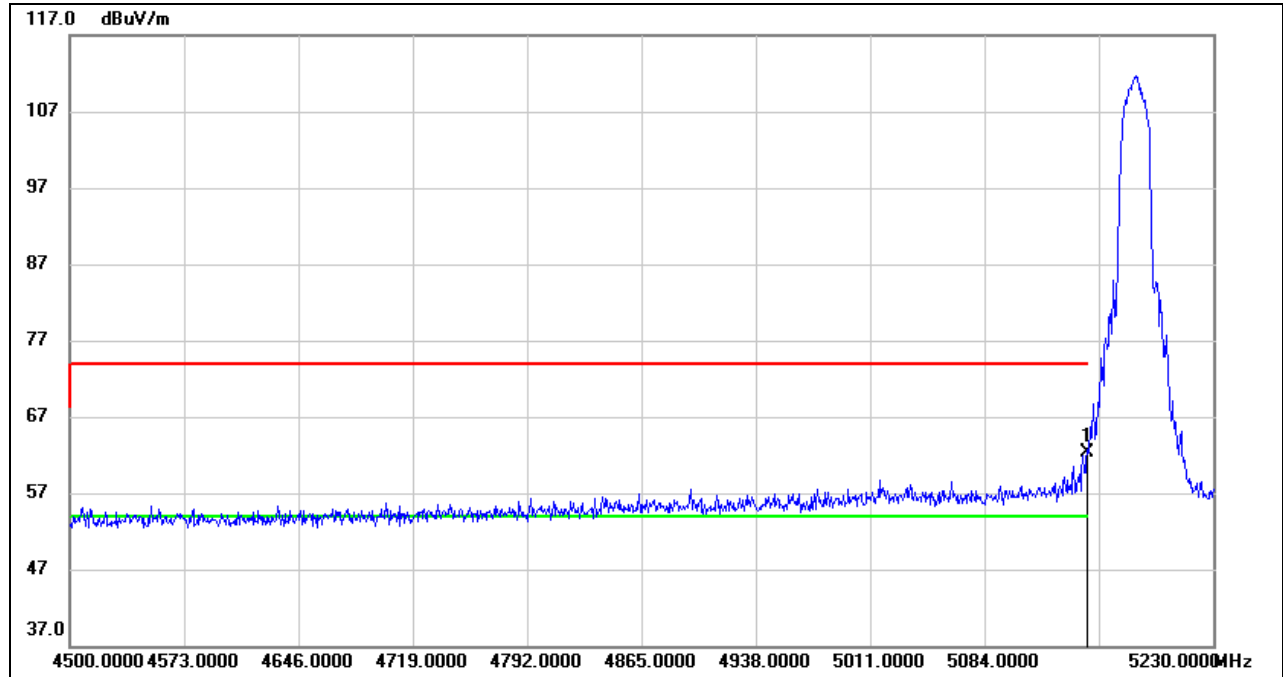


No.	Frequency (MHz)	Reading (dBuV)	Correct (dB/m)	Result (dBuV/m)	Limit (dBuV/m)	Margin (dB)	Remark
1	5150.000	6.02	40.46	46.48	54.00	-7.52	AVG

- Note: 1. Measurement = Reading Level + Correct Factor.
 2. AVG: $VBW=1/Ton$ where: ton is transmit duration.
 3. For duty cycle, please refer to clause 7.1.
 4. Only the worst case emission will be recorder, if it complies with the limit, the other emissions deemed to comply with the limit.



VERTICAL RESULTS
PEAK

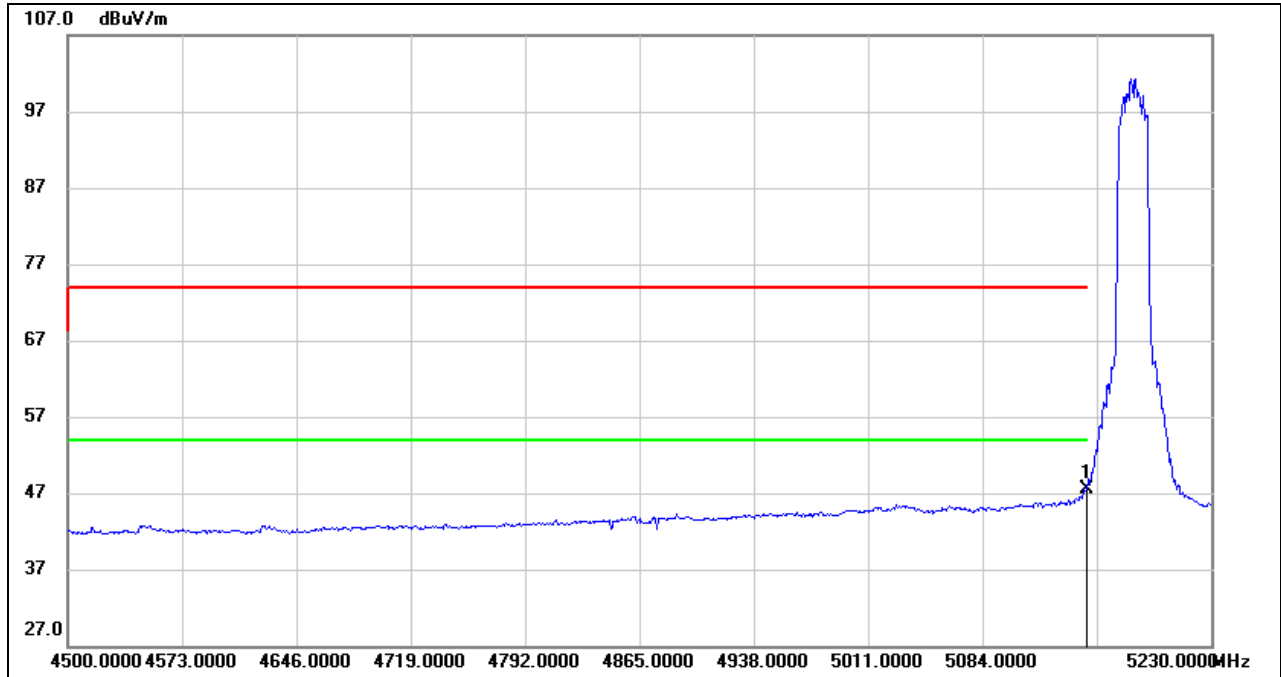


No.	Frequency (MHz)	Reading (dBuV)	Correct (dB/m)	Result (dBuV/m)	Limit (dBuV/m)	Margin (dB)	Remark
1	5150.000	21.77	40.46	62.23	74.00	-11.77	peak

- Note: 1. Measurement = Reading Level + Correct Factor.
 2. If Peak Result complies with AV limit, AV Result is deemed to comply with AV limit.
 3. Peak: Peak detector.
 4. Only the worst case emission will be recorder, if it complies with the limit, the other emissions deemed to comply with the limit.



AVG



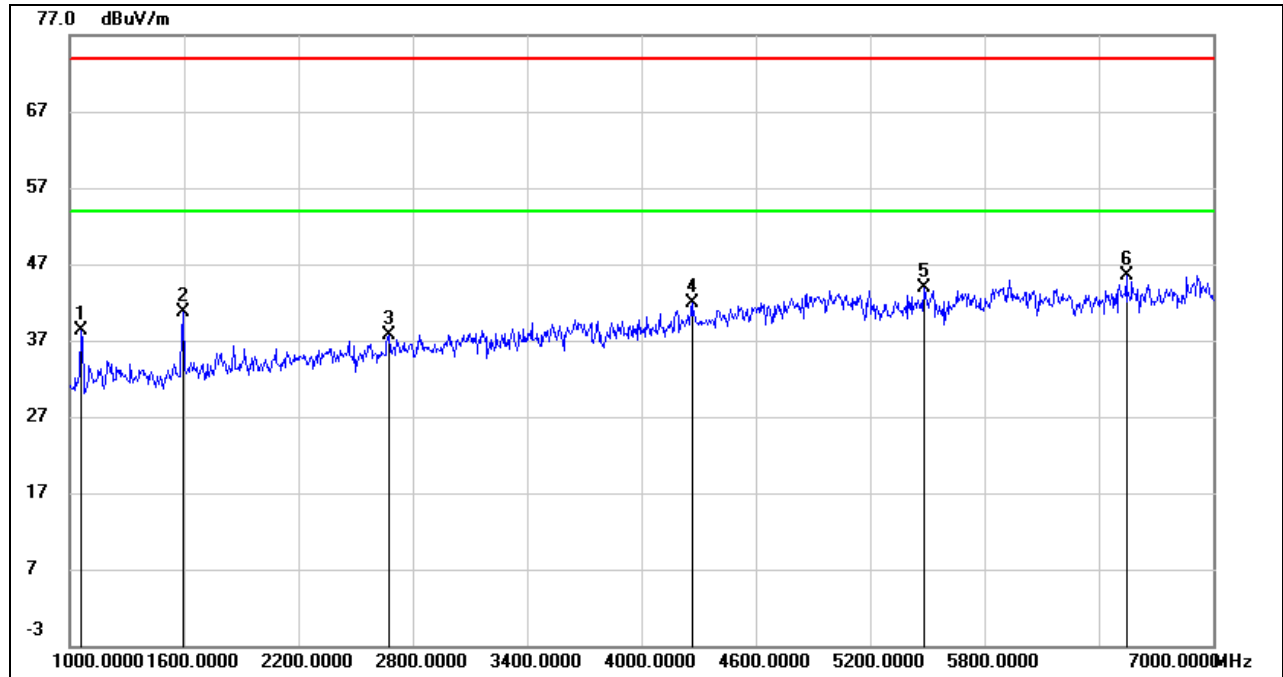
No.	Frequency (MHz)	Reading (dBuV)	Correct (dB/m)	Result (dBuV/m)	Limit (dBuV/m)	Margin (dB)	Remark
1	5150.000	7.06	40.46	47.52	54.00	-6.48	AVG

- Note:
1. Measurement = Reading Level + Correct Factor.
 2. AVG: $VBW=1/Ton$ where: ton is transmit duration.
 3. For duty cycle, please refer to clause 7.1.
 4. Only the worst case emission will be recorder, if it complies with the limit, the other emissions deemed to comply with the limit.



HARMONICS AND SPURIOUS EMISSIONS LOW CHANNEL

HORIZONTAL RESULTS
1-7GHz

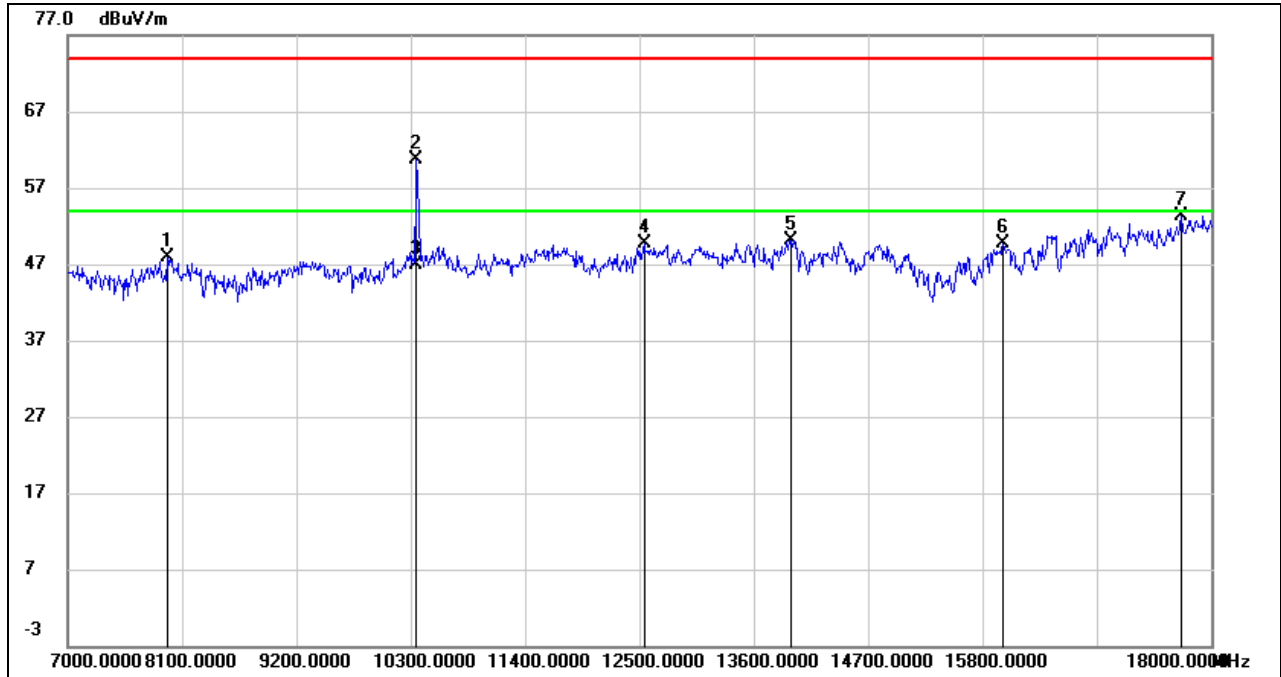


No.	Frequency (MHz)	Reading (dBuV)	Correct (dB/m)	Result (dBuV/m)	Limit (dBuV/m)	Margin (dB)	Remark
1	1060.000	51.84	-13.53	38.31	74.00	-35.69	peak
2	1594.000	51.86	-11.17	40.69	74.00	-33.31	peak
3	2674.000	44.61	-6.85	37.76	74.00	-36.24	peak
4	4264.000	42.83	-0.96	41.87	74.00	-32.13	peak
5	5482.000	39.64	4.19	43.83	74.00	-30.17	peak
6	6544.000	38.65	6.81	45.46	74.00	-28.54	peak

Note: 1. Measurement = Reading Level + Correct Factor.
 2. If Peak Result complies with AV limit, AV Result is deemed to comply with AV limit.
 3. Peak: Peak detector.
 4. Filter losses were only considered in the spurious frequency bands and the authorized band was not corrected for Band reject filter losses.
 5. Proper operation of the transmitter prior to adding the filter to the measurement chain.
 6. Owing to the highest peak level of unwanted emission out of the restricted bands complies with the lowest limit(54dBuV/m), so all the test point were deemed to comply with the limits list in the standard.



HORIZONTAL RESULTS
7-18GHz

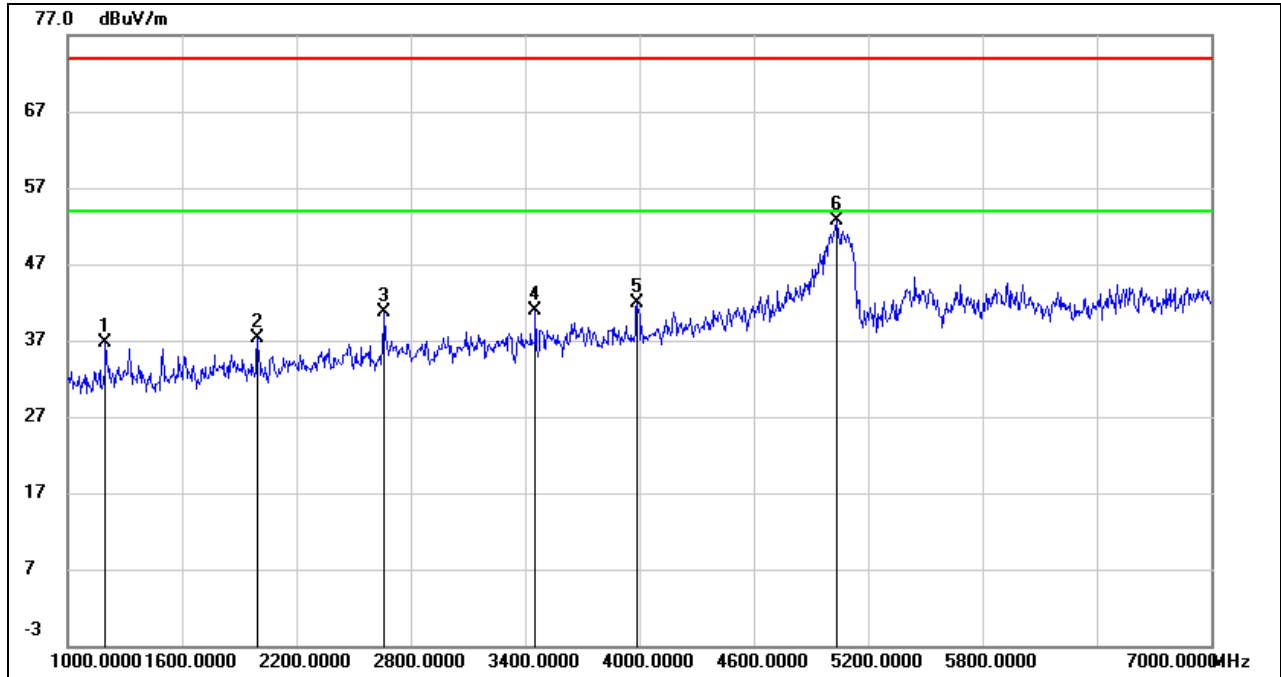


No.	Frequency (MHz)	Reading (dBuV)	Correct (dB/m)	Result (dBuV/m)	Limit (dBuV/m)	Margin (dB)	Remark
1	7957.000	40.48	7.50	47.98	74.00	-26.02	peak
2	10358.390	49.48	11.23	60.71	74.00	-13.29	peak
3	10358.390	35.70	11.23	46.93	54.00	-7.07	AVG
4	12544.000	35.04	14.57	49.61	74.00	-24.39	peak
5	13963.000	33.95	16.16	50.11	74.00	-23.89	peak
6	15998.000	31.85	17.80	49.65	74.00	-24.35	peak
7	17714.000	30.77	22.62	53.39	74.00	-20.61	peak

Note: 1. Measurement = Reading Level + Correct Factor.
 2. If Peak Result complies with AV limit, AV Result is deemed to comply with AV limit.
 3. Peak: Peak detector.
 4. AVG: $VBW=1/Ton$ where: ton is transmit duration.
 5. For transmit duration, please refer to clause 7.1.
 6. Filter losses were only considered in the spurious frequency bands and the authorized band was not corrected for High Pass Filter losses.
 7. Proper operation of the transmitter prior to adding the filter to the measurement chain.
 8. Owing to the highest peak level of unwanted emission out of the restricted bands complies with the lowest limit(54dBuV/m), so all the test point were deemed to comply with the limits list in the standard.



VERTICAL RESULTS
1-7GHz

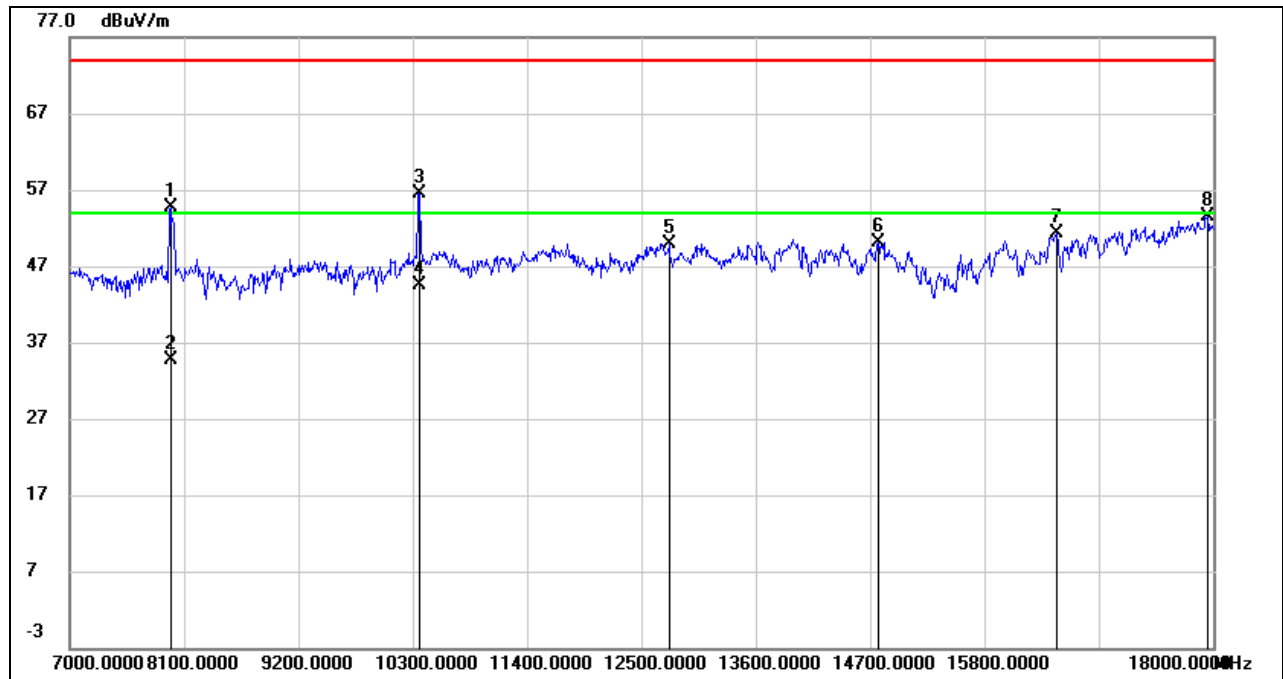


No.	Frequency (MHz)	Reading (dBuV)	Correct (dB/m)	Result (dBuV/m)	Limit (dBuV/m)	Margin (dB)	Remark
1	1198.000	49.22	-12.61	36.61	74.00	-37.39	peak
2	1996.000	47.09	-9.87	37.22	74.00	-36.78	peak
3	2662.000	47.61	-6.96	40.65	74.00	-33.35	peak
4	3454.000	45.09	-4.19	40.90	74.00	-33.10	peak
5	3988.000	44.28	-2.39	41.89	74.00	-32.11	peak
6	5038.000	49.96	2.76	52.72	74.00	-21.28	peak

Note: 1. Measurement = Reading Level + Correct Factor.
 2. If Peak Result complies with AV limit, AV Result is deemed to comply with AV limit.
 3. Peak: Peak detector.
 4. Filter losses were only considered in the spurious frequency bands and the authorized band was not corrected for Band reject filter losses.
 5. Proper operation of the transmitter prior to adding the filter to the measurement chain.
 6. Owing to the highest peak level of unwanted emission out of the restricted bands complies with the lowest limit(54dBuV/m), so all the test point were deemed to comply with the limits list in the standard.



7-18GHz



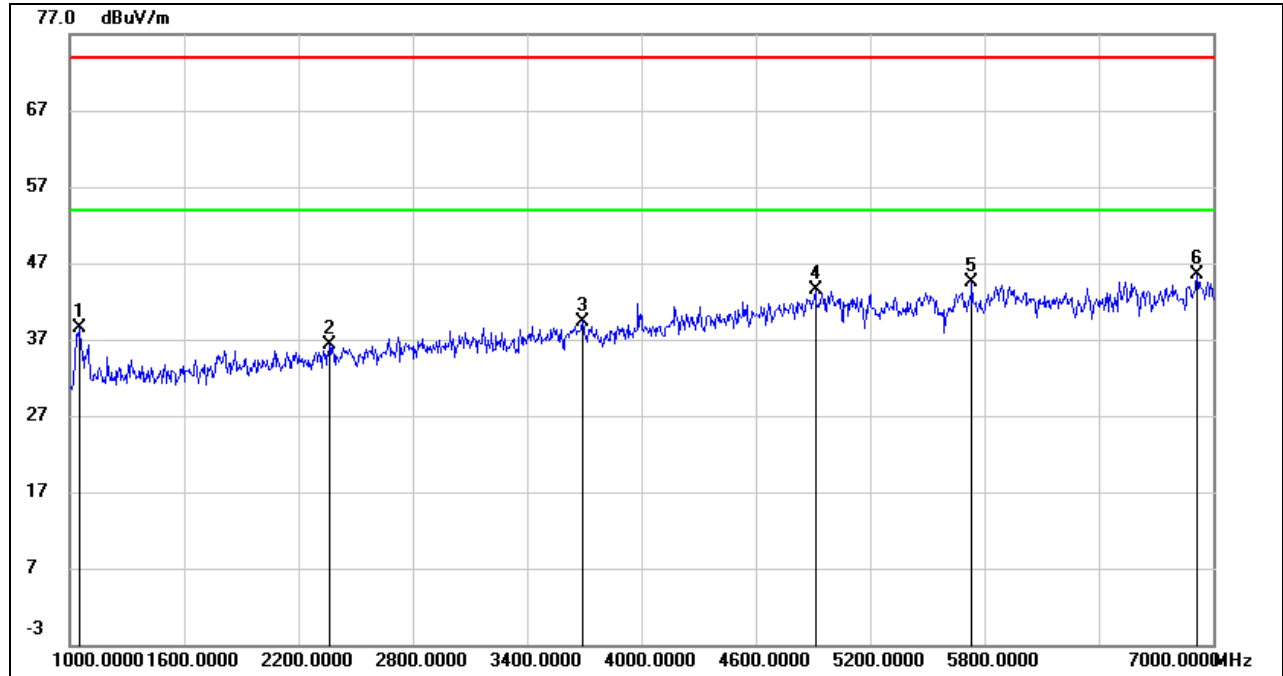
No.	Frequency (MHz)	Reading (dBuV)	Correct (dB/m)	Result (dBuV/m)	Limit (dBuV/m)	Margin (dB)	Remark
1	7969.940	47.26	7.49	54.75	74.00	-19.25	peak
2	7969.940	27.25	7.49	34.74	54.00	-19.26	AVG
3	10359.850	45.25	11.23	56.48	74.00	-17.52	peak
4	10359.850	33.32	11.23	44.55	54.00	-9.45	AVG
5	12764.000	34.41	15.54	49.95	74.00	-24.05	peak
6	14777.000	34.05	16.10	50.15	74.00	-23.85	peak
7	16493.000	31.77	19.59	51.36	74.00	-22.64	peak
8	17945.000	30.11	23.46	53.57	74.00	-20.43	peak

- Note: 1. Measurement = Reading Level + Correct Factor.
 2. If Peak Result complies with AV limit, AV Result is deemed to comply with AV limit.
 3. Peak: Peak detector.
 4. AVG: $VBW=1/Ton$ where: ton is transmit duration.
 5. For transmit duration, please refer to clause 7.1.
 6. Filter losses were only considered in the spurious frequency bands and the authorized band was not corrected for High Pass Filter losses.
 7. Proper operation of the transmitter prior to adding the filter to the measurement chain.
 8. Owing to the highest peak level of unwanted emission out of the restricted bands complies with the lowest limit(54dBuV/m), so all the test point were deemed to comply with the limits list in the standard.



HARMONICS AND SPURIOUS EMISSIONS MID CHANNEL

HORIZONTAL RESULTS
1-7GHz

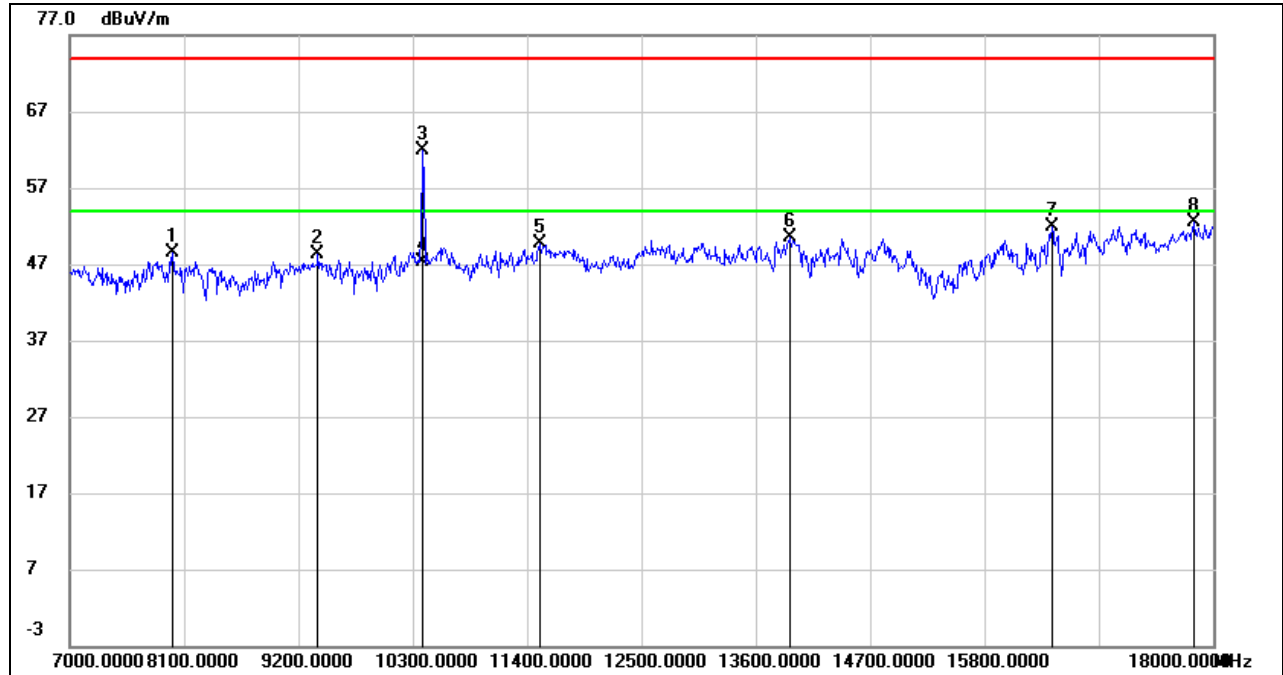


No.	Frequency (MHz)	Reading (dBuV)	Correct (dB/m)	Result (dBuV/m)	Limit (dBuV/m)	Margin (dB)	Remark
1	1054.000	52.06	-13.55	38.51	74.00	-35.49	peak
2	2362.000	44.09	-7.87	36.22	74.00	-37.78	peak
3	3688.000	41.60	-2.20	39.40	74.00	-34.60	peak
4	4912.000	41.08	2.47	43.55	74.00	-30.45	peak
5	5734.000	40.75	3.79	44.54	74.00	-29.46	peak
6	6916.000	38.33	7.19	45.52	74.00	-28.48	peak

Note: 1. Measurement = Reading Level + Correct Factor.
 2. If Peak Result complies with AV limit, AV Result is deemed to comply with AV limit.
 3. Peak: Peak detector.
 4. Filter losses were only considered in the spurious frequency bands and the authorized band was not corrected for Band reject filter losses.
 5. Proper operation of the transmitter prior to adding the filter to the measurement chain.
 6. Owing to the highest peak level of unwanted emission out of the restricted bands complies with the lowest limit(54dBuV/m), so all the test point were deemed to comply with the limits list in the standard.



HORIZONTAL RESULTS
7-18GHz

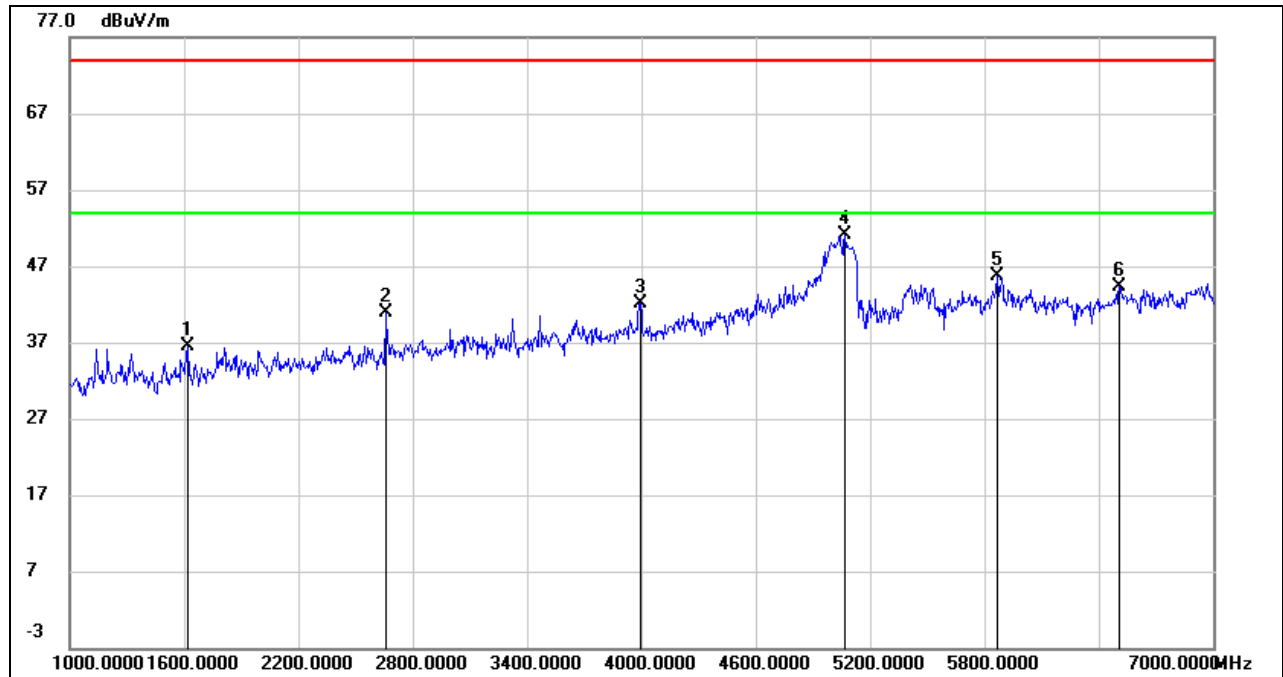


No.	Frequency (MHz)	Reading (dBuV)	Correct (dB/m)	Result (dBuV/m)	Limit (dBuV/m)	Margin (dB)	Remark
1	7990.000	41.07	7.45	48.52	74.00	-25.48	peak
2	9387.000	38.52	9.86	48.38	74.00	-25.62	peak
3	10398.800	50.73	11.17	61.90	74.00	-12.10	peak
4	10398.800	36.14	11.17	47.31	54.00	-6.69	AVG
5	11521.000	36.28	13.40	49.68	74.00	-24.32	peak
6	13930.000	34.37	16.17	50.54	74.00	-23.46	peak
7	16449.000	32.39	19.45	51.84	74.00	-22.16	peak
8	17813.000	29.16	23.41	52.57	74.00	-21.43	peak

Note: 1. Measurement = Reading Level + Correct Factor.
 2. If Peak Result complies with AV limit, AV Result is deemed to comply with AV limit.
 3. Peak: Peak detector.
 4. AVG: $VBW=1/Ton$ where: ton is transmit duration.
 5. For transmit duration, please refer to clause 7.1.
 6. Filter losses were only considered in the spurious frequency bands and the authorized band was not corrected for High Pass Filter losses.
 7. Proper operation of the transmitter prior to adding the filter to the measurement chain.
 8. Owing to the highest peak level of unwanted emission out of the restricted bands complies with the lowest limit(54dBuV/m), so all the test point were deemed to comply with the limits list in the standard.



VERTICAL RESULTS
1-7GHz

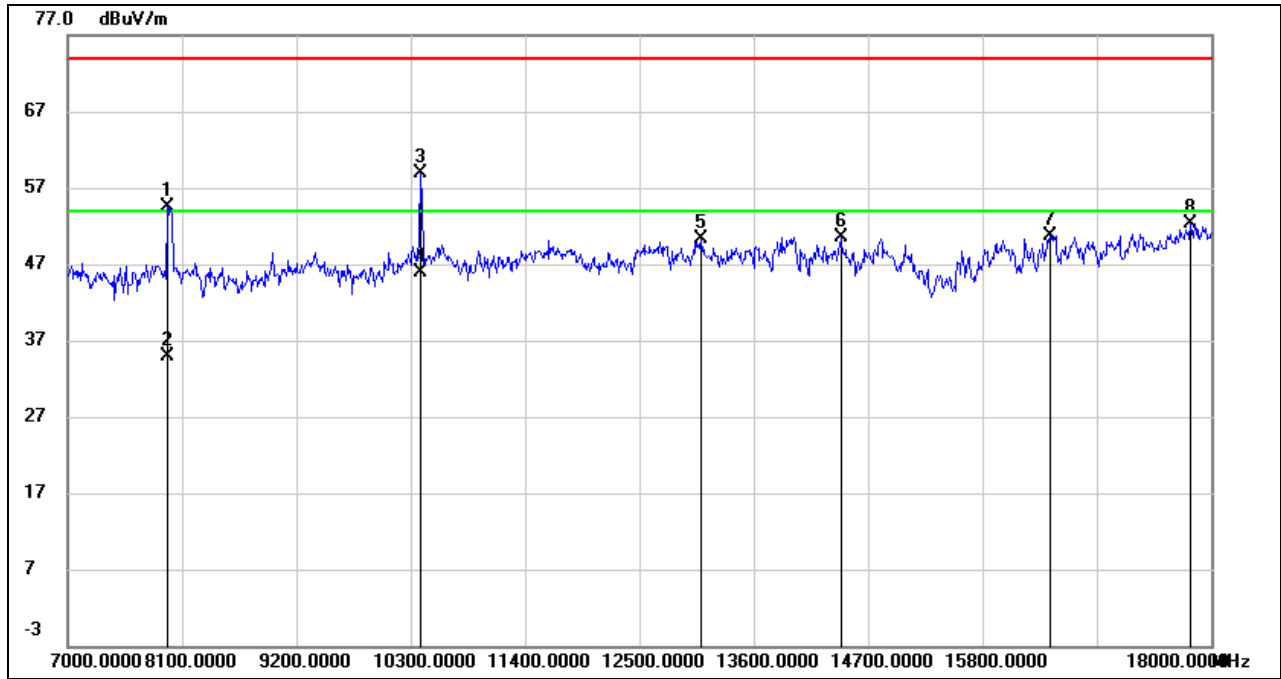


No.	Frequency (MHz)	Reading (dBuV)	Correct (dB/m)	Result (dBuV/m)	Limit (dBuV/m)	Margin (dB)	Remark
1	1618.000	47.63	-11.09	36.54	74.00	-37.46	peak
2	2656.000	47.88	-7.01	40.87	74.00	-33.13	peak
3	3994.000	44.57	-2.38	42.19	74.00	-31.81	peak
4	5068.000	48.31	2.79	51.10	74.00	-22.90	peak
5	5866.000	40.81	4.82	45.63	74.00	-28.37	peak
6	6508.000	37.29	7.06	44.35	74.00	-29.65	peak

Note: 1. Measurement = Reading Level + Correct Factor.
 2. If Peak Result complies with AV limit, AV Result is deemed to comply with AV limit.
 3. Peak: Peak detector.
 4. Filter losses were only considered in the spurious frequency bands and the authorized band was not corrected for Band reject filter losses.
 5. Proper operation of the transmitter prior to adding the filter to the measurement chain.
 6. Owing to the highest peak level of unwanted emission out of the restricted bands complies with the lowest limit(54dBuV/m), so all the test point were deemed to comply with the limits list in the standard.



7-18GHz



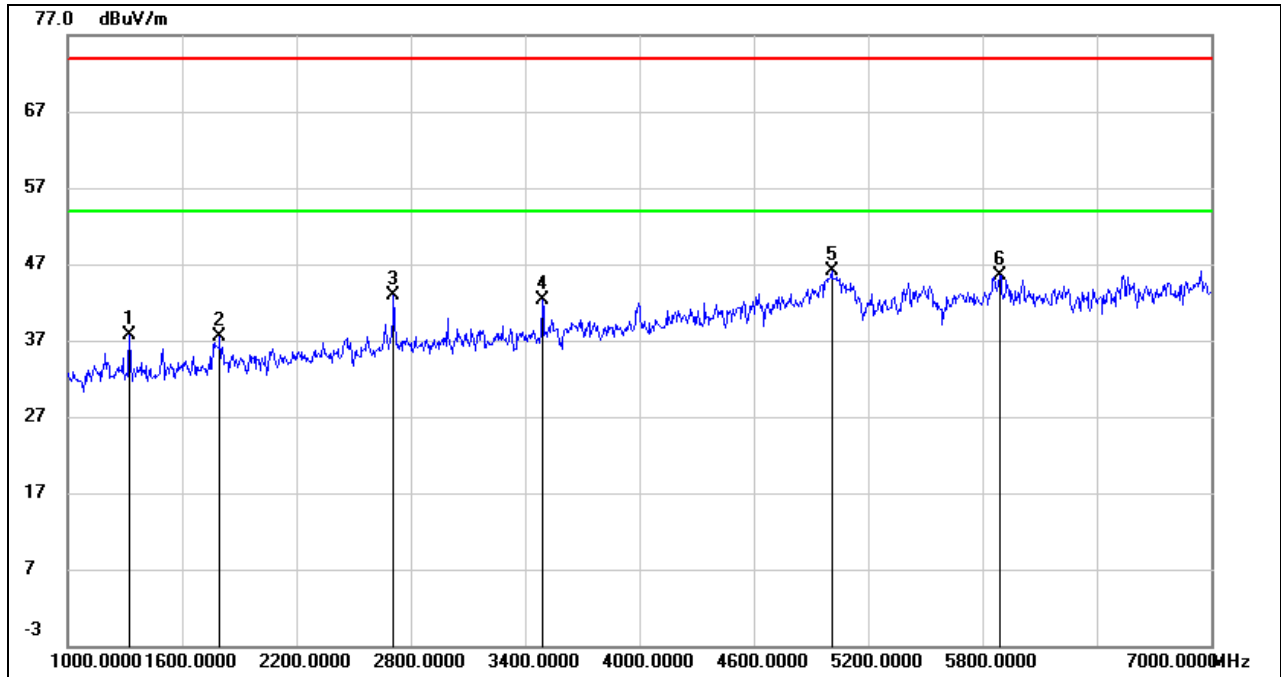
No.	Frequency (MHz)	Reading (dBuV)	Correct (dB/m)	Result (dBuV/m)	Limit (dBuV/m)	Margin (dB)	Remark
1	7964.100	47.02	7.50	54.52	74.00	-19.48	peak
2	7964.100	27.50	7.50	35.00	54.00	-19.00	AVG
3	10399.890	47.77	11.17	58.94	74.00	-15.06	peak
4	10399.890	34.66	11.17	45.83	54.00	-8.17	AVG
5	13094.000	34.92	15.36	50.28	74.00	-23.72	peak
6	14436.000	33.78	16.64	50.42	74.00	-23.58	peak
7	16449.000	31.30	19.45	50.75	74.00	-23.25	peak
8	17802.000	28.92	23.41	52.33	74.00	-21.67	peak

- Note: 1. Measurement = Reading Level + Correct Factor.
 2. If Peak Result complies with AV limit, AV Result is deemed to comply with AV limit.
 3. Peak: Peak detector.
 4. AVG: $VBW=1/Ton$ where: ton is transmit duration.
 5. For transmit duration, please refer to clause 7.1.
 6. Filter losses were only considered in the spurious frequency bands and the authorized band was not corrected for High Pass Filter losses.
 7. Proper operation of the transmitter prior to adding the filter to the measurement chain.
 8. Owing to the highest peak level of unwanted emission out of the restricted bands complies with the lowest limit(54dBuV/m), so all the test point were deemed to comply with the limits list in the standard.



HARMONICS AND SPURIOUS EMISSIONS HIGH CHANNEL

HORIZONTAL RESULTS
1-7GHz

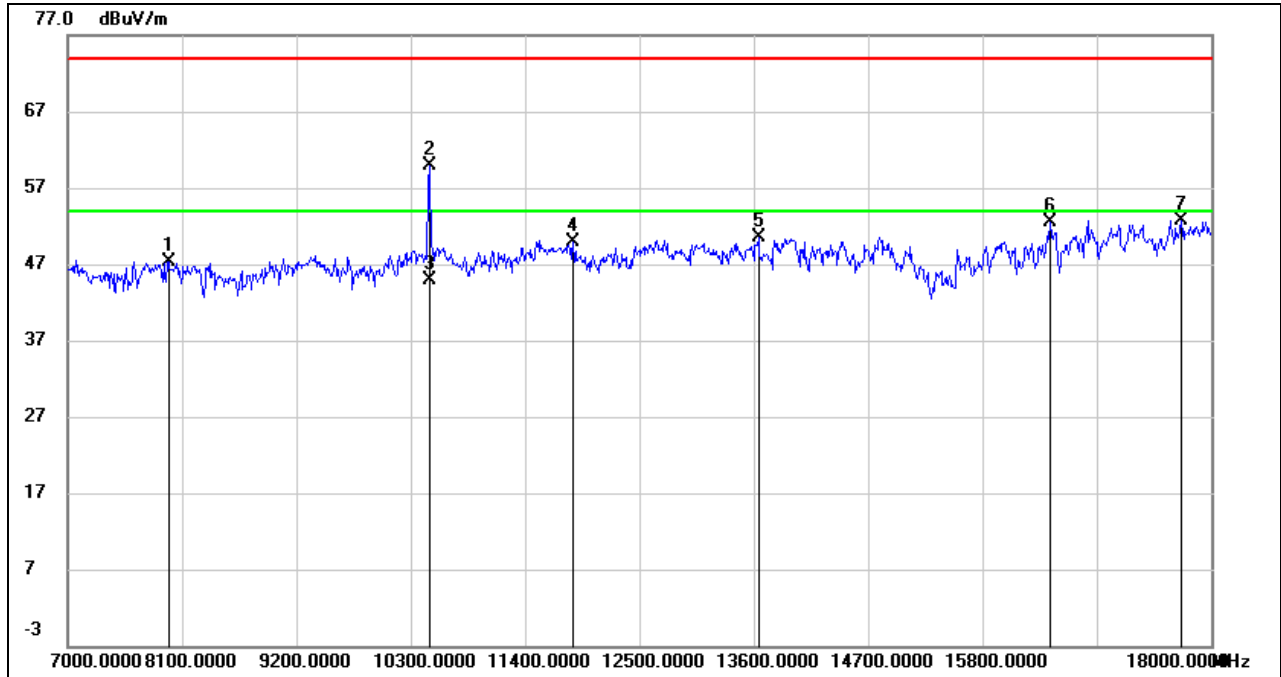


No.	Frequency (MHz)	Reading (dBuV)	Correct (dB/m)	Result (dBuV/m)	Limit (dBuV/m)	Margin (dB)	Remark
1	1324.000	50.09	-12.31	37.78	74.00	-36.22	peak
2	1798.000	47.64	-10.11	37.53	74.00	-36.47	peak
3	2710.000	49.55	-6.56	42.99	74.00	-31.01	peak
4	3490.000	46.35	-3.95	42.40	74.00	-31.60	peak
5	5008.000	43.34	2.71	46.05	74.00	-27.95	peak
6	5890.000	40.28	5.26	45.54	74.00	-28.46	peak

Note: 1. Measurement = Reading Level + Correct Factor.
 2. If Peak Result complies with AV limit, AV Result is deemed to comply with AV limit.
 3. Peak: Peak detector.
 4. Filter losses were only considered in the spurious frequency bands and the authorized band was not corrected for Band reject filter losses.
 5. Proper operation of the transmitter prior to adding the filter to the measurement chain.
 6. Owing to the highest peak level of unwanted emission out of the restricted bands complies with the lowest limit(54dBuV/m), so all the test point were deemed to comply with the limits list in the standard.



HORIZONTAL RESULTS
7-18GHz

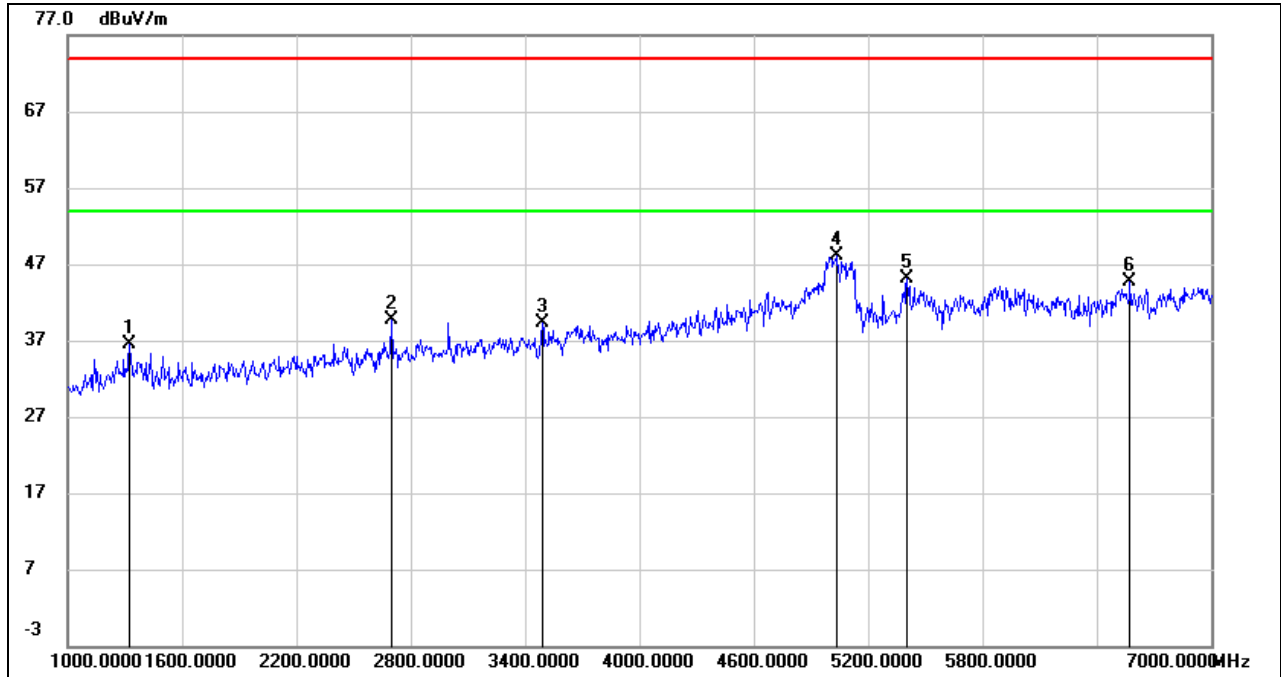


No.	Frequency (MHz)	Reading (dBuV)	Correct (dB/m)	Result (dBuV/m)	Limit (dBuV/m)	Margin (dB)	Remark
1	7968.000	39.90	7.49	47.39	74.00	-26.61	peak
2	10479.490	48.51	11.32	59.83	74.00	-14.17	peak
3	10479.490	33.54	11.32	44.86	54.00	-9.14	AVG
4	11862.000	36.60	13.35	49.95	74.00	-24.05	peak
5	13644.000	34.34	16.08	50.42	74.00	-23.58	peak
6	16449.000	33.13	19.45	52.58	74.00	-21.42	peak
7	17714.000	30.04	22.62	52.66	74.00	-21.34	peak

Note: 1. Measurement = Reading Level + Correct Factor.
 2. If Peak Result complies with AV limit, AV Result is deemed to comply with AV limit.
 3. Peak: Peak detector.
 4. AVG: VBW=1/Ton where: ton is transmit duration.
 5. For transmit duration, please refer to clause 7.1.
 6. Filter losses were only considered in the spurious frequency bands and the authorized band was not corrected for High Pass Filter losses.
 7. Proper operation of the transmitter prior to adding the filter to the measurement chain.
 8. Owing to the highest peak level of unwanted emission out of the restricted bands complies with the lowest limit(54dBuV/m), so all the test point were deemed to comply with the limits list in the standard.



VERTICAL RESULTS
1-7GHz

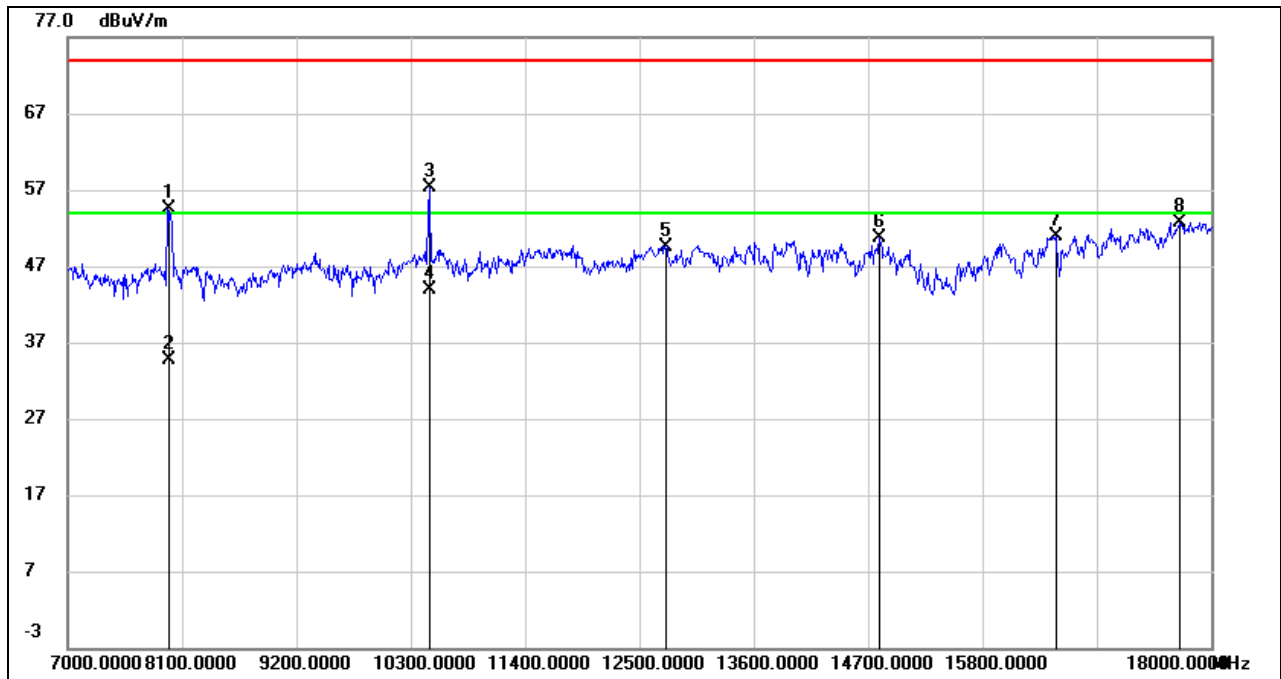


No.	Frequency (MHz)	Reading (dBuV)	Correct (dB/m)	Result (dBuV/m)	Limit (dBuV/m)	Margin (dB)	Remark
1	1324.000	48.85	-12.31	36.54	74.00	-37.46	peak
2	2698.000	46.40	-6.65	39.75	74.00	-34.25	peak
3	3490.000	43.22	-3.95	39.27	74.00	-34.73	peak
4	5032.000	45.39	2.74	48.13	74.00	-25.87	peak
5	5404.000	41.94	3.11	45.05	74.00	-28.95	peak
6	6574.000	38.06	6.60	44.66	74.00	-29.34	peak

Note: 1. Measurement = Reading Level + Correct Factor.
 2. If Peak Result complies with AV limit, AV Result is deemed to comply with AV limit.
 3. Peak: Peak detector.
 4. Filter losses were only considered in the spurious frequency bands and the authorized band was not corrected for Band reject filter losses.
 5. Proper operation of the transmitter prior to adding the filter to the measurement chain.
 6. Owing to the highest peak level of unwanted emission out of the restricted bands complies with the lowest limit(54dBuV/m), so all the test point were deemed to comply with the limits list in the standard.



7-18GHz



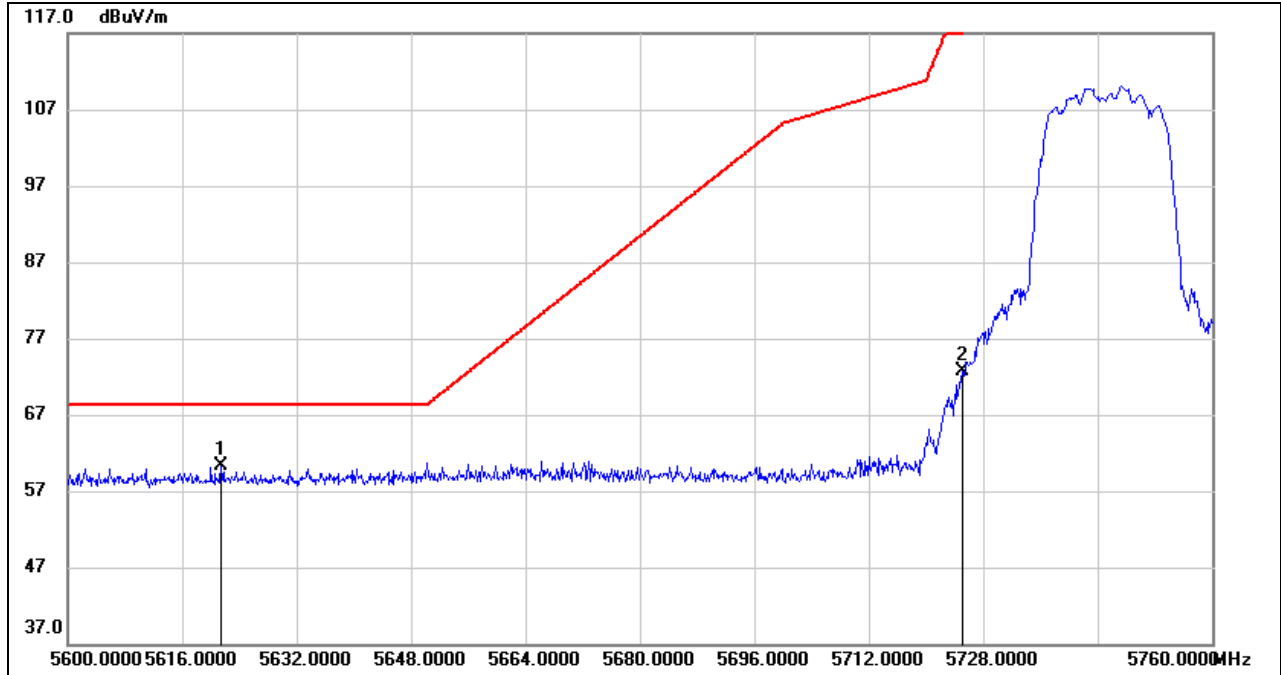
No.	Frequency (MHz)	Reading (dBuV)	Correct (dB/m)	Result (dBuV/m)	Limit (dBuV/m)	Margin (dB)	Remark
1	7969.789	47.03	7.49	54.52	74.00	-19.48	peak
2	7969.789	27.27	7.49	34.76	54.00	-19.24	AVG
3	10480.140	45.92	11.32	57.24	74.00	-16.76	peak
4	10480.140	32.65	11.32	43.97	54.00	-10.03	AVG
5	12753.000	34.24	15.36	49.60	74.00	-24.40	peak
6	14810.000	34.63	16.07	50.70	74.00	-23.30	peak
7	16504.000	31.29	19.61	50.90	74.00	-23.10	peak
8	17692.000	30.32	22.44	52.76	74.00	-21.24	peak

- Note: 1. Measurement = Reading Level + Correct Factor.
 2. If Peak Result complies with AV limit, AV Result is deemed to comply with AV limit.
 3. Peak: Peak detector.
 4. AVG: VBW=1/Ton where: ton is transmit duration.
 5. For transmit duration, please refer to clause 7.1.
 6. Filter losses were only considered in the spurious frequency bands and the authorized band was not corrected for High Pass Filter losses.
 7. Proper operation of the transmitter prior to adding the filter to the measurement chain.
 8. Owing to the highest peak level of unwanted emission out of the restricted bands complies with the lowest limit(54dBuV/m), so all the test point were deemed to comply with the limits list in the standard.



8.2.2. UNII-3 BAND
2TX MODE ANT:WCT5J-20
RESTRICTED BANDEDGE LOW CHANNEL

HORIZONTAL RESULTS

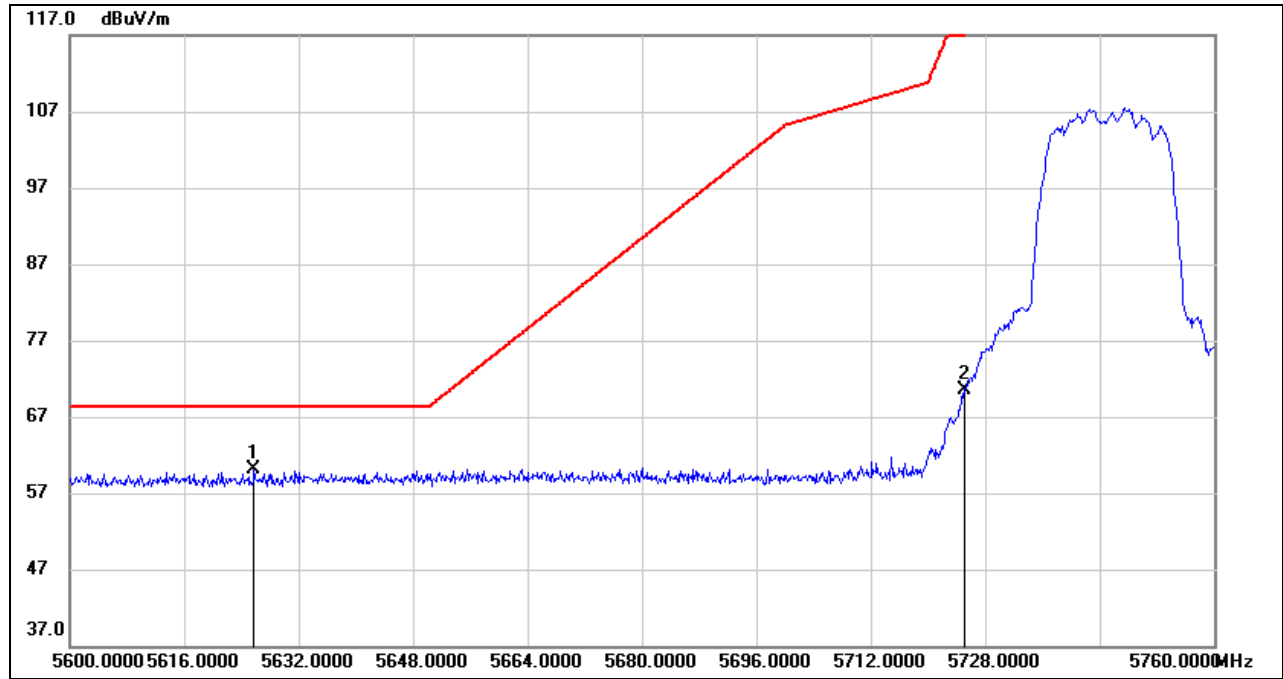


No.	Frequency (MHz)	Reading (dBuV)	Correct (dB/m)	Result (dBuV/m)	Limit (dBuV/m)	Margin (dB)	Remark
1	5621.440	18.84	41.47	60.31	68.20	-7.89	peak
2	5725.000	31.18	41.61	72.79	122.20	-49.41	peak

Note: 1. Measurement = Reading Level + Correct Factor.



VERTICAL RESULTS



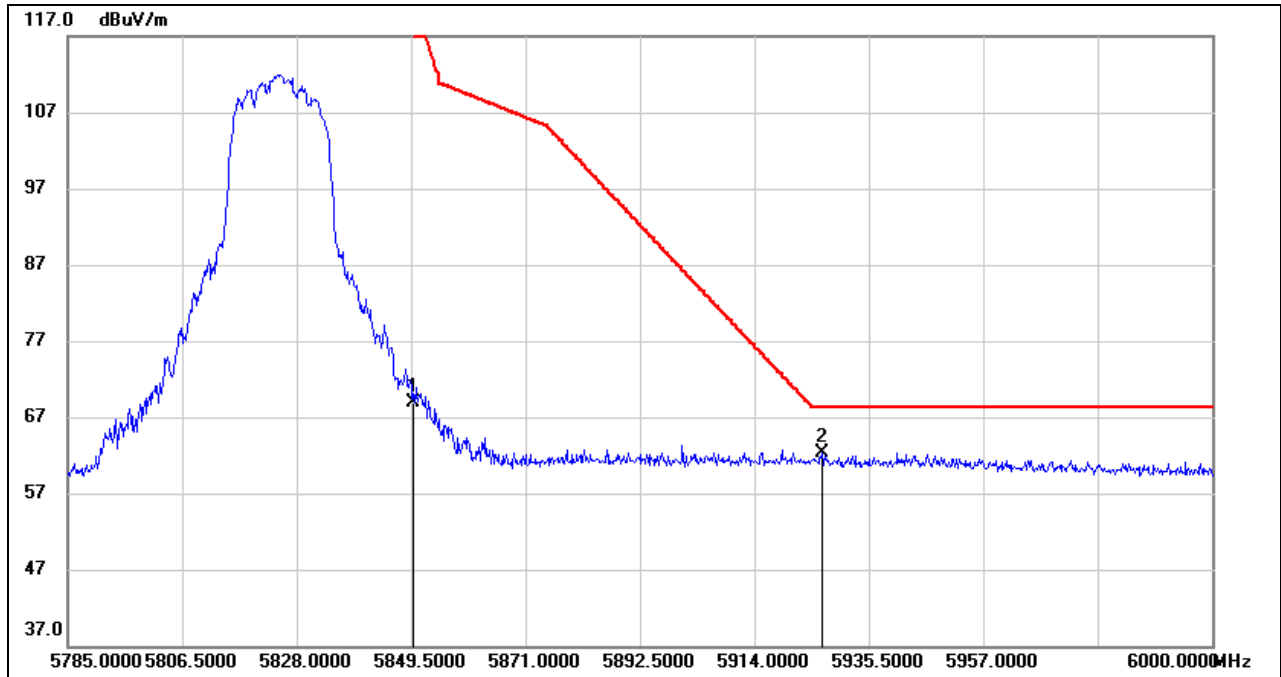
No.	Frequency (MHz)	Reading (dBuV)	Correct (dB/m)	Result (dBuV/m)	Limit (dBuV/m)	Margin (dB)	Remark
1	5625.760	18.58	41.47	60.05	68.20	-8.15	peak
2	5725.000	28.80	41.61	70.41	122.20	-51.79	peak

Note: 1. Measurement = Reading Level + Correct Factor.



RESTRICTED BANDEDGE HIGH CHANNEL

HORIZONTAL RESULTS

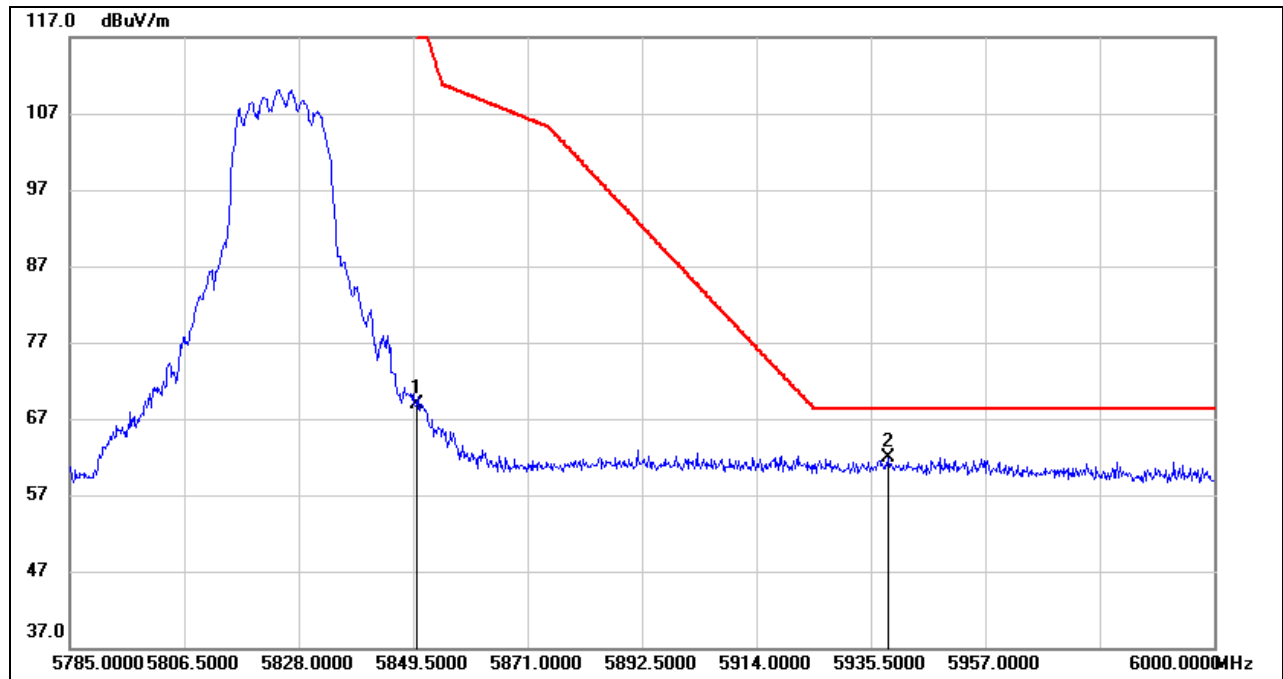


No.	Frequency (MHz)	Reading (dBuV)	Correct (dB/m)	Result (dBuV/m)	Limit (dBuV/m)	Margin (dB)	Remark
1	5850.000	26.10	42.89	68.99	122.20	-53.21	peak
2	5926.685	18.89	43.39	62.28	68.20	-5.92	peak

Note: 1. Measurement = Reading Level + Correct Factor.



VERTICAL RESULTS



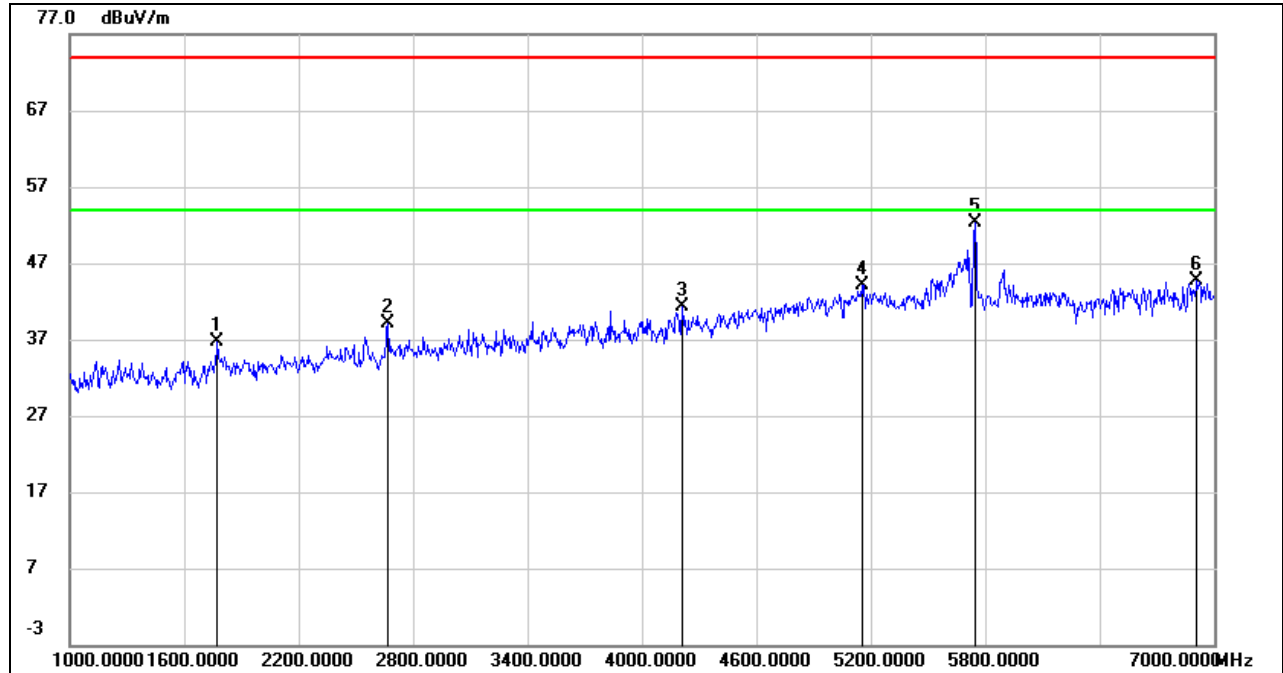
No.	Frequency (MHz)	Reading (dBuV)	Correct (dB/m)	Result (dBuV/m)	Limit (dBuV/m)	Margin (dB)	Remark
1	5850.000	25.98	42.89	68.87	122.20	-53.33	peak
2	5938.725	18.74	43.19	61.93	68.20	-6.27	peak

Note: 1. Measurement = Reading Level + Correct Factor.



HARMONICS AND SPURIOUS EMISSIONS LOW CHANNEL

HORIZONTAL RESULTS
1-7GHz

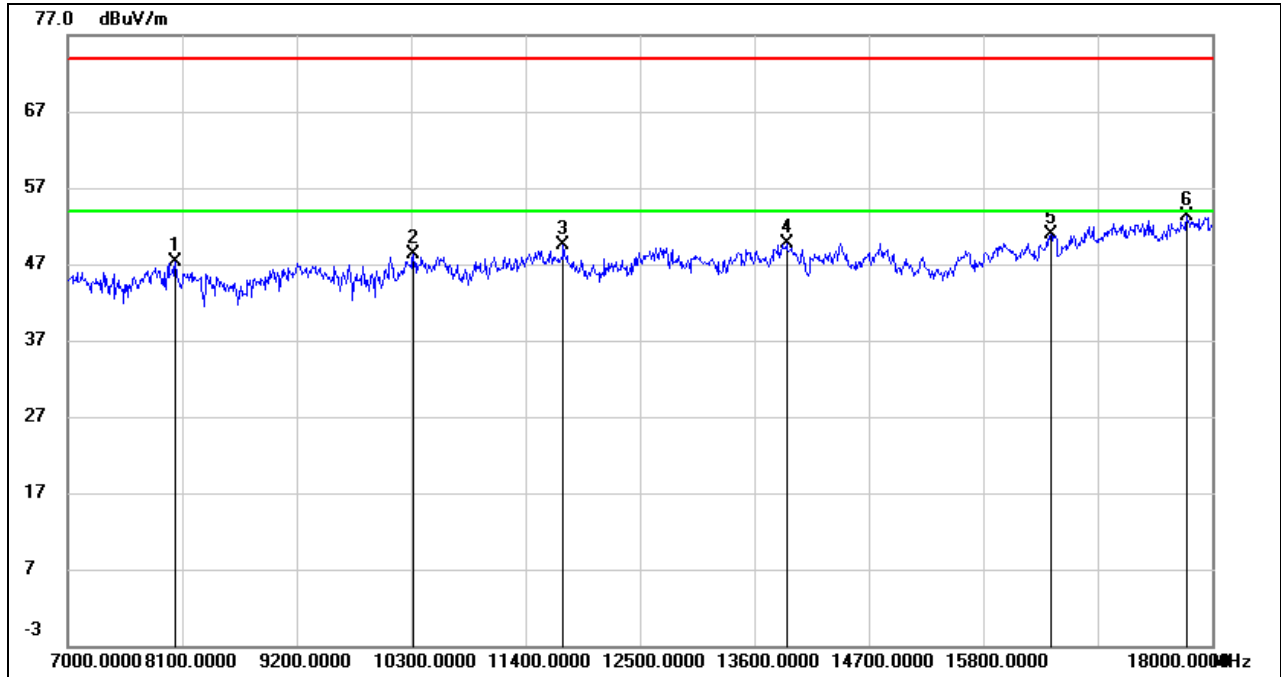


No.	Frequency (MHz)	Reading (dBuV)	Correct (dB/m)	Result (dBuV/m)	Limit (dBuV/m)	Margin (dB)	Remark
1	1774.000	47.05	-10.33	36.72	74.00	-37.28	peak
2	2668.000	46.04	-6.91	39.13	74.00	-34.87	peak
3	4210.000	42.15	-0.86	41.29	74.00	-32.71	peak
4	5152.000	41.12	2.95	44.07	74.00	-29.93	peak
5	5746.000	48.47	3.76	52.23	74.00	-21.77	peak
6	6910.000	37.60	7.18	44.78	74.00	-29.22	peak

Note: 1. Measurement = Reading Level + Correct Factor.
 2. If Peak Result complies with AV limit, AV Result is deemed to comply with AV limit.
 3. Peak: Peak detector.
 4. Filter losses were only considered in the spurious frequency bands and the authorized band was not corrected for Band reject filter losses.
 5. Proper operation of the transmitter prior to adding the filter to the measurement chain.
 6. Owing to the highest peak level of unwanted emission out of the restricted bands complies with the lowest limit(54dBuV/m), so all the test point were deemed to comply with the limits list in the standard.



HORIZONTAL RESULTS
7-18GHz

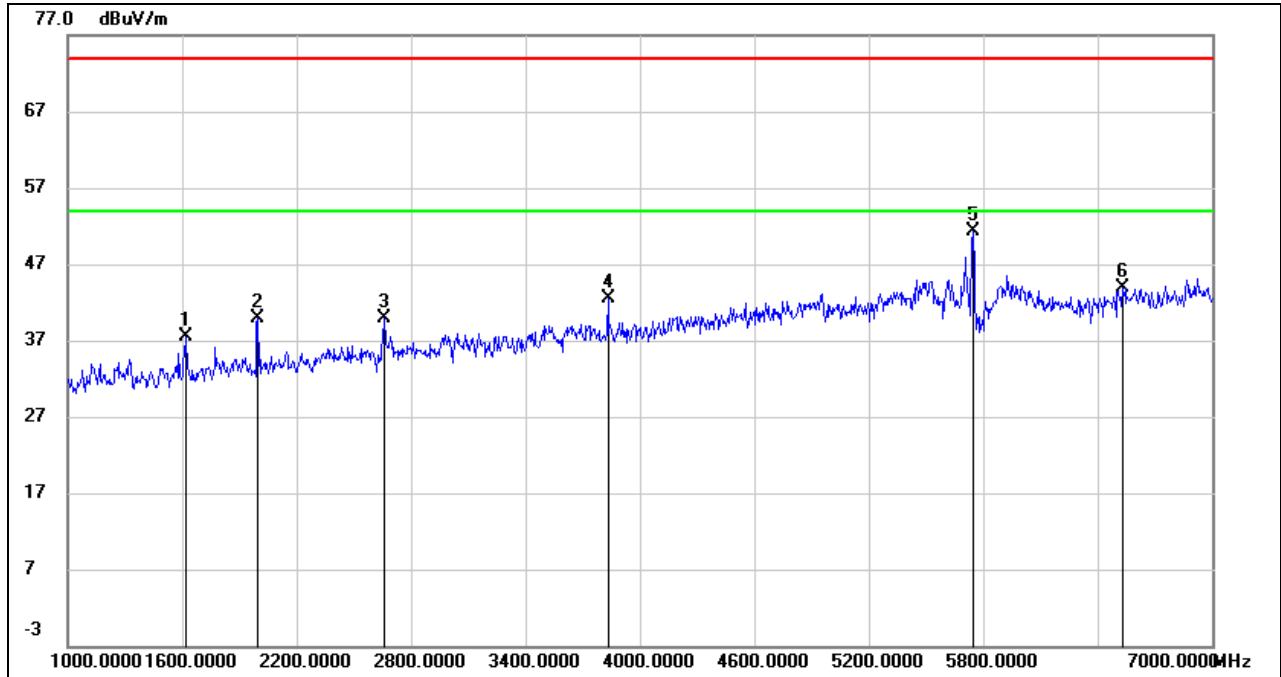


No.	Frequency (MHz)	Reading (dBuV)	Correct (dB/m)	Result (dBuV/m)	Limit (dBuV/m)	Margin (dB)	Remark
1	8034.000	39.60	7.67	47.27	74.00	-26.73	peak
2	10322.000	36.94	11.27	48.21	74.00	-25.79	peak
3	11763.000	36.36	13.17	49.53	74.00	-24.47	peak
4	13908.000	33.62	16.16	49.78	74.00	-24.22	peak
5	16449.000	31.48	19.45	50.93	74.00	-23.07	peak
6	17758.000	30.34	23.03	53.37	74.00	-20.63	peak

Note: 1. Measurement = Reading Level + Correct Factor.
 2. If Peak Result complies with AV limit, AV Result is deemed to comply with AV limit.
 3. Peak: Peak detector.
 4. Filter losses were only considered in the spurious frequency bands and the authorized band was not corrected for High Pass Filter losses.
 5. Proper operation of the transmitter prior to adding the filter to the measurement chain.
 6. Owing to the highest peak level of unwanted emission out of the restricted bands complies with the lowest limit(54dBuV/m), so all the test point were deemed to comply with the limits list in the standard.



VERTICAL RESULTS
1-7GHz

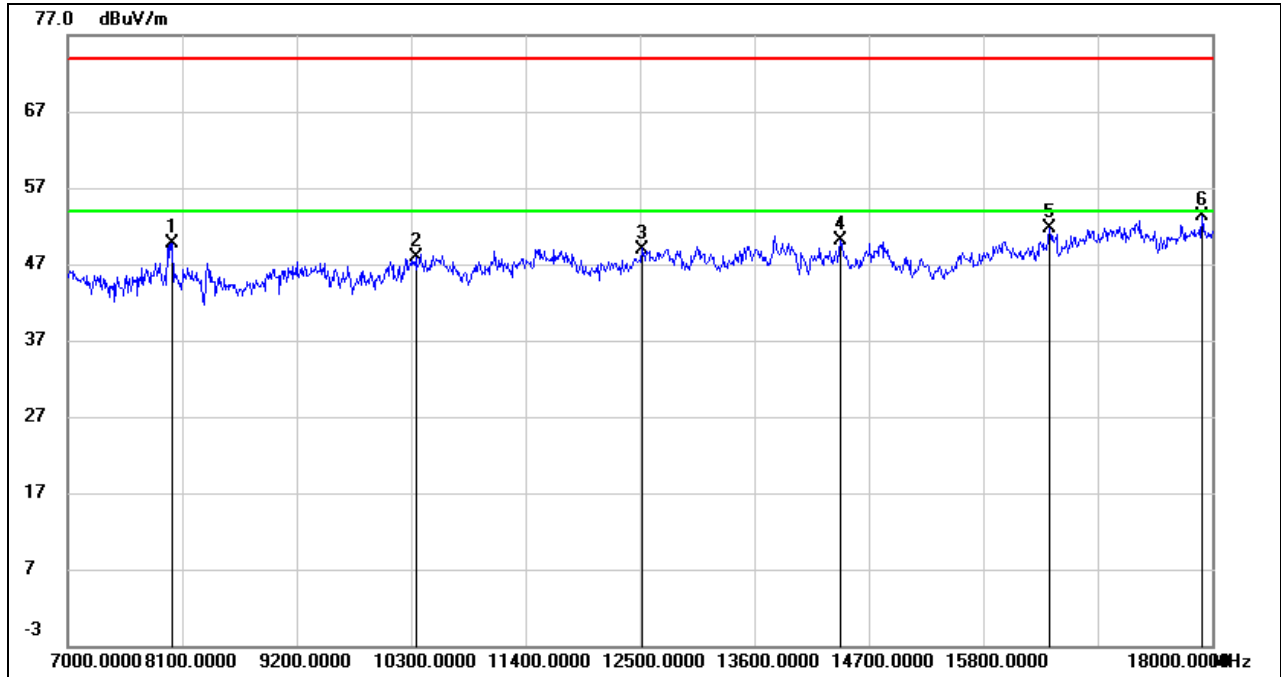


No.	Frequency (MHz)	Reading (dBuV)	Correct (dB/m)	Result (dBuV/m)	Limit (dBuV/m)	Margin (dB)	Remark
1	1618.000	48.58	-11.09	37.49	74.00	-36.51	peak
2	1996.000	49.85	-9.87	39.98	74.00	-34.02	peak
3	2662.000	46.82	-6.96	39.86	74.00	-34.14	peak
4	3832.000	45.24	-2.79	42.45	74.00	-31.55	peak
5	5746.000	47.56	3.76	51.32	74.00	-22.68	peak
6	6532.000	36.97	6.90	43.87	74.00	-30.13	peak

Note: 1. Measurement = Reading Level + Correct Factor.
 2. If Peak Result complies with AV limit, AV Result is deemed to comply with AV limit.
 3. Peak: Peak detector.
 4. Filter losses were only considered in the spurious frequency bands and the authorized band was not corrected for Band reject filter losses.
 5. Proper operation of the transmitter prior to adding the filter to the measurement chain.
 6. Owing to the highest peak level of unwanted emission out of the restricted bands complies with the lowest limit(54dBuV/m), so all the test point were deemed to comply with the limits list in the standard.



VERTICAL RESULTS
7-18GHz



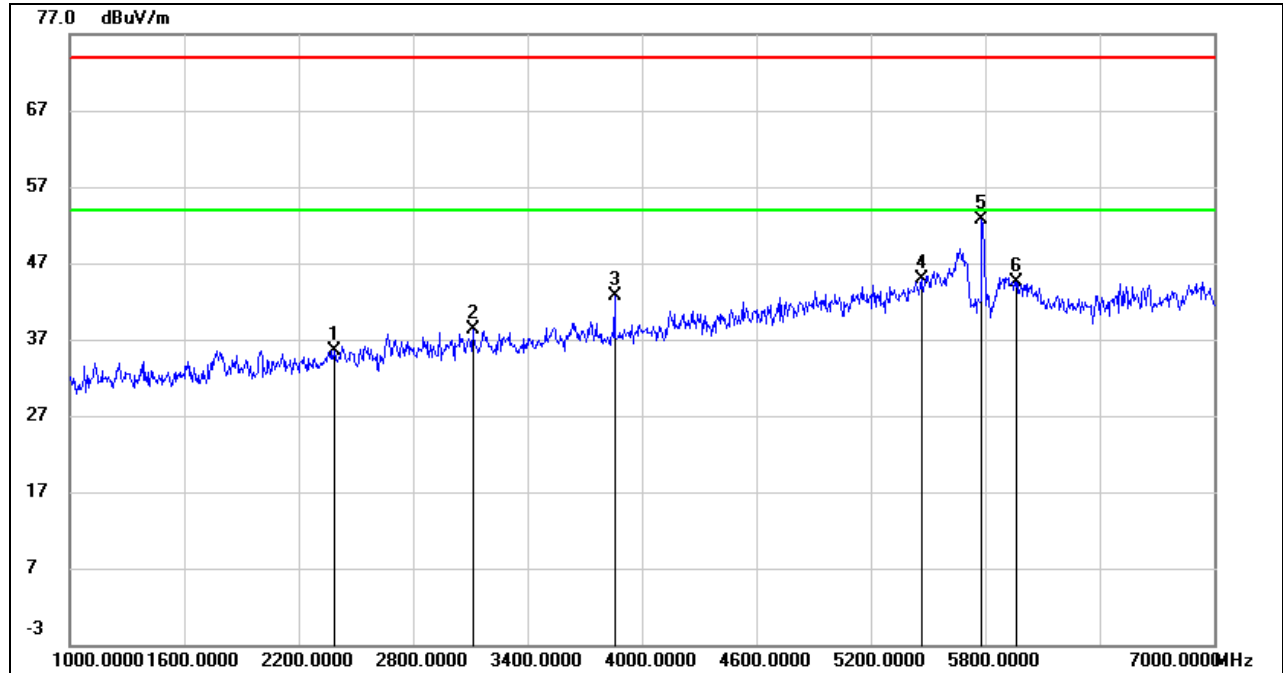
No.	Frequency (MHz)	Reading (dBuV)	Correct (dB/m)	Result (dBuV/m)	Limit (dBuV/m)	Margin (dB)	Remark
1	8001.000	42.31	7.44	49.75	74.00	-24.25	peak
2	10344.000	36.72	11.25	47.97	74.00	-26.03	peak
3	12522.000	34.28	14.72	49.00	74.00	-25.00	peak
4	14425.000	33.48	16.65	50.13	74.00	-23.87	peak
5	16438.000	32.20	19.41	51.61	74.00	-22.39	peak
6	17901.000	29.81	23.40	53.21	74.00	-20.79	peak

Note: 1. Measurement = Reading Level + Correct Factor.
 2. If Peak Result complies with AV limit, AV Result is deemed to comply with AV limit.
 3. Peak: Peak detector.
 4. Filter losses were only considered in the spurious frequency bands and the authorized band was not corrected for High Pass Filter losses.
 5. Proper operation of the transmitter prior to adding the filter to the measurement chain.
 6. Owing to the highest peak level of unwanted emission out of the restricted bands complies with the lowest limit(54dBuV/m), so all the test point were deemed to comply with the limits list in the standard.



HARMONICS AND SPURIOUS EMISSIONS MID CHANNEL

HORIZONTAL RESULTS
1-7GHz

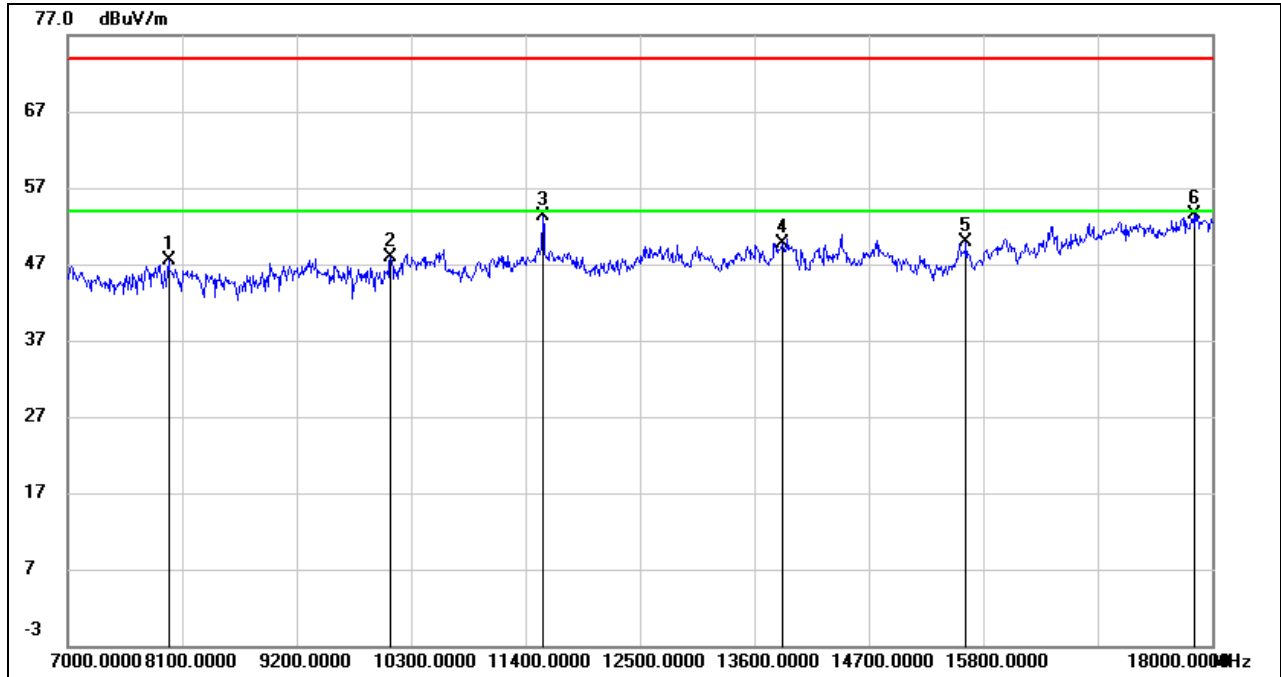


No.	Frequency (MHz)	Reading (dBuV)	Correct (dB/m)	Result (dBuV/m)	Limit (dBuV/m)	Margin (dB)	Remark
1	2386.000	43.25	-7.67	35.58	74.00	-38.42	peak
2	3112.000	42.70	-4.36	38.34	74.00	-35.66	peak
3	3856.000	45.29	-2.68	42.61	74.00	-31.39	peak
4	5464.000	40.99	3.95	44.94	74.00	-29.06	peak
5	5782.000	49.06	3.67	52.73	74.00	-21.27	peak
6	5962.000	39.79	4.79	44.58	74.00	-29.42	peak

Note: 1. Measurement = Reading Level + Correct Factor.
 2. If Peak Result complies with AV limit, AV Result is deemed to comply with AV limit.
 3. Peak: Peak detector.
 4. Filter losses were only considered in the spurious frequency bands and the authorized band was not corrected for Band reject filter losses.
 5. Proper operation of the transmitter prior to adding the filter to the measurement chain.
 6. Owing to the highest peak level of unwanted emission out of the restricted bands complies with the lowest limit(54dBuV/m), so all the test point were deemed to comply with the limits list in the standard.



HORIZONTAL RESULTS
7-18GHz

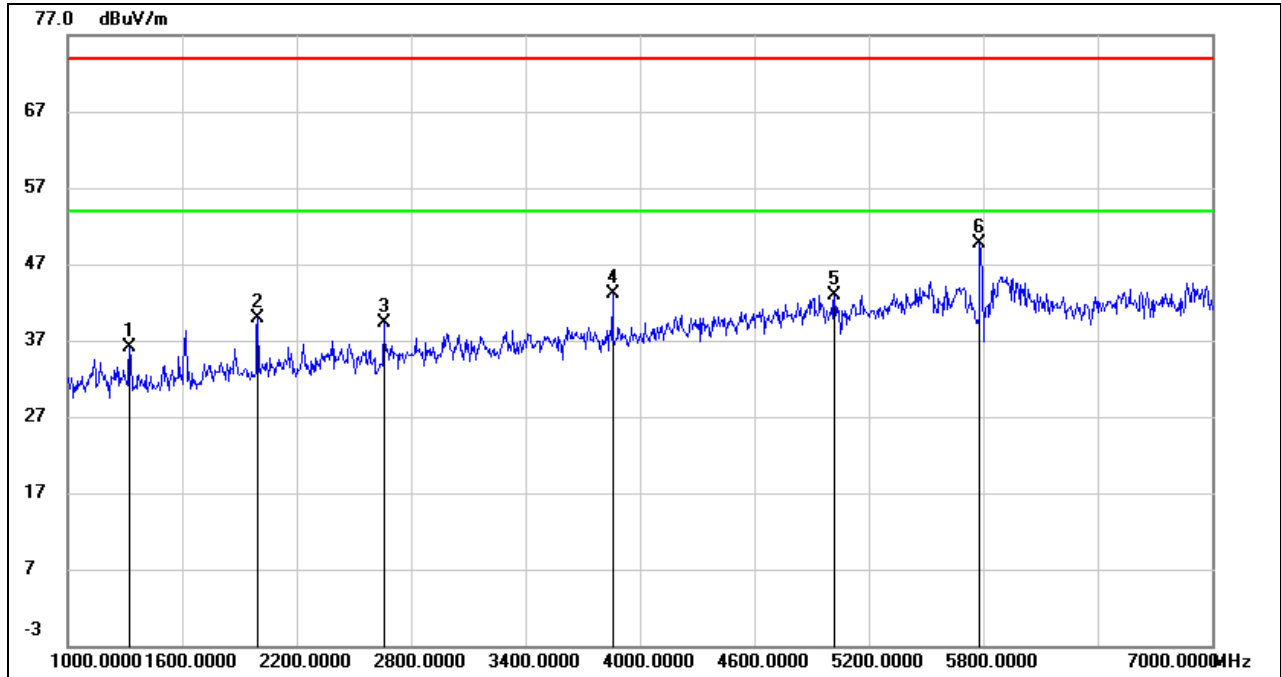


No.	Frequency (MHz)	Reading (dBuV)	Correct (dB/m)	Result (dBuV/m)	Limit (dBuV/m)	Margin (dB)	Remark
1	7968.000	39.92	7.49	47.41	74.00	-26.59	peak
2	10102.000	37.12	10.78	47.90	74.00	-26.10	peak
3	11565.000	39.90	13.47	53.37	74.00	-20.63	peak
4	13875.000	33.36	16.39	49.75	74.00	-24.25	peak
5	15635.000	32.85	17.01	49.86	74.00	-24.14	peak
6	17824.000	30.15	23.42	53.57	74.00	-20.43	peak

Note: 1. Measurement = Reading Level + Correct Factor.
 2. If Peak Result complies with AV limit, AV Result is deemed to comply with AV limit.
 3. Peak: Peak detector.
 4. Filter losses were only considered in the spurious frequency bands and the authorized band was not corrected for High Pass Filter losses.
 5. Proper operation of the transmitter prior to adding the filter to the measurement chain.
 6. Owing to the highest peak level of unwanted emission out of the restricted bands complies with the lowest limit(54dBuV/m), so all the test point were deemed to comply with the limits list in the standard.



VERTICAL RESULTS
1-7GHz

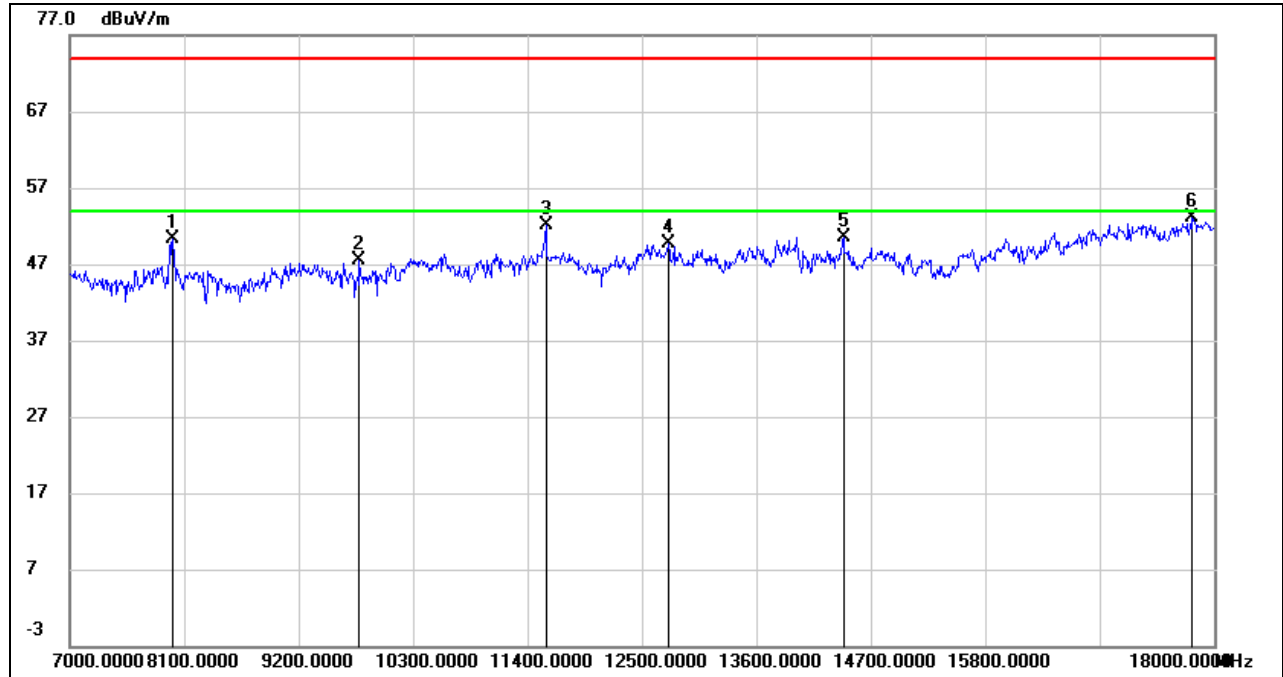


No.	Frequency (MHz)	Reading (dBuV)	Correct (dB/m)	Result (dBuV/m)	Limit (dBuV/m)	Margin (dB)	Remark
1	1324.000	48.47	-12.31	36.16	74.00	-37.84	peak
2	1996.000	49.75	-9.87	39.88	74.00	-34.12	peak
3	2656.000	46.30	-7.01	39.29	74.00	-34.71	peak
4	3856.000	45.76	-2.68	43.08	74.00	-30.92	peak
5	5020.000	40.15	2.72	42.87	74.00	-31.13	peak
6	5782.000	46.08	3.67	49.75	74.00	-24.25	peak

Note: 1. Measurement = Reading Level + Correct Factor.
 2. If Peak Result complies with AV limit, AV Result is deemed to comply with AV limit.
 3. Peak: Peak detector.
 4. Filter losses were only considered in the spurious frequency bands and the authorized band was not corrected for Band reject filter losses.
 5. Proper operation of the transmitter prior to adding the filter to the measurement chain.
 6. Owing to the highest peak level of unwanted emission out of the restricted bands complies with the lowest limit(54dBuV/m), so all the test point were deemed to comply with the limits list in the standard.



VERTICAL RESULTS
7-18GHz



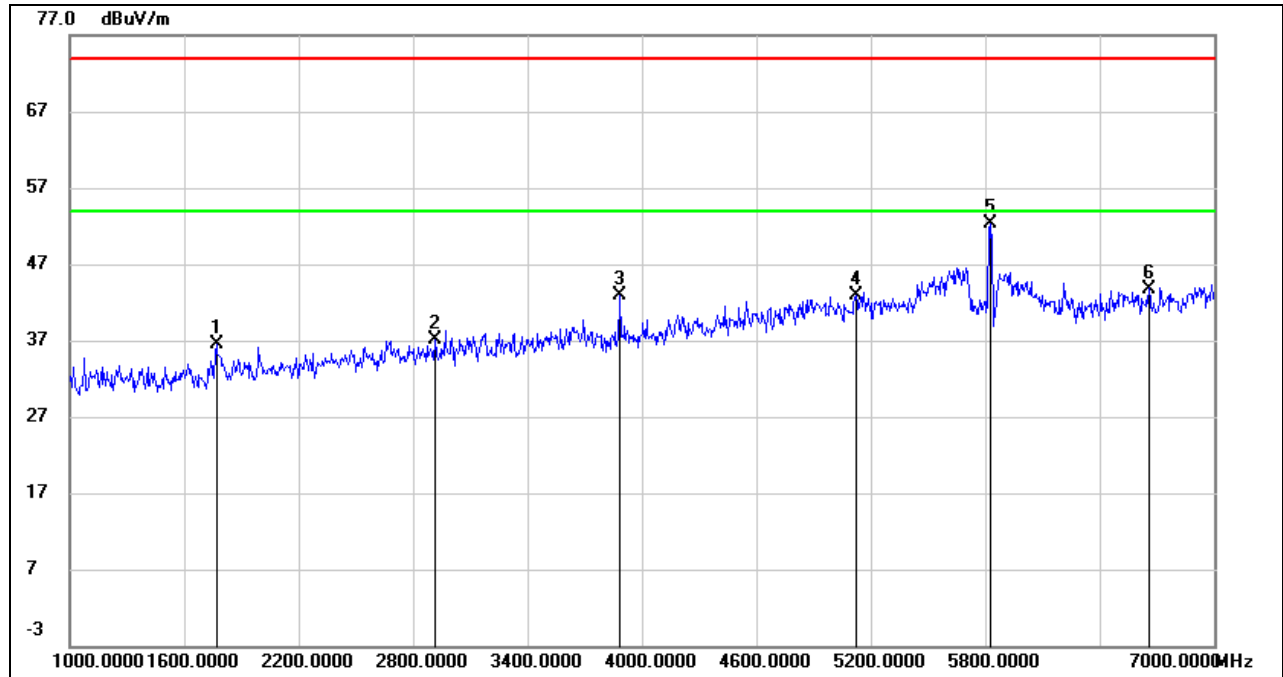
No.	Frequency (MHz)	Reading (dBuV)	Correct (dB/m)	Result (dBuV/m)	Limit (dBuV/m)	Margin (dB)	Remark
1	7990.000	42.87	7.45	50.32	74.00	-23.68	peak
2	9783.000	37.49	9.95	47.44	74.00	-26.56	peak
3	11576.000	38.50	13.51	52.01	74.00	-21.99	peak
4	12753.000	34.37	15.36	49.73	74.00	-24.27	peak
5	14436.000	33.84	16.64	50.48	74.00	-23.52	peak
6	17791.000	29.76	23.33	53.09	74.00	-20.91	peak

Note: 1. Measurement = Reading Level + Correct Factor.
 2. If Peak Result complies with AV limit, AV Result is deemed to comply with AV limit.
 3. Peak: Peak detector.
 4. Filter losses were only considered in the spurious frequency bands and the authorized band was not corrected for High Pass Filter losses.
 5. Proper operation of the transmitter prior to adding the filter to the measurement chain.
 6. Owing to the highest peak level of unwanted emission out of the restricted bands complies with the lowest limit(54dBuV/m), so all the test point were deemed to comply with the limits list in the standard.



HARMONICS AND SPURIOUS EMISSIONS HIGH CHANNEL

HORIZONTAL RESULTS
1-7GHz

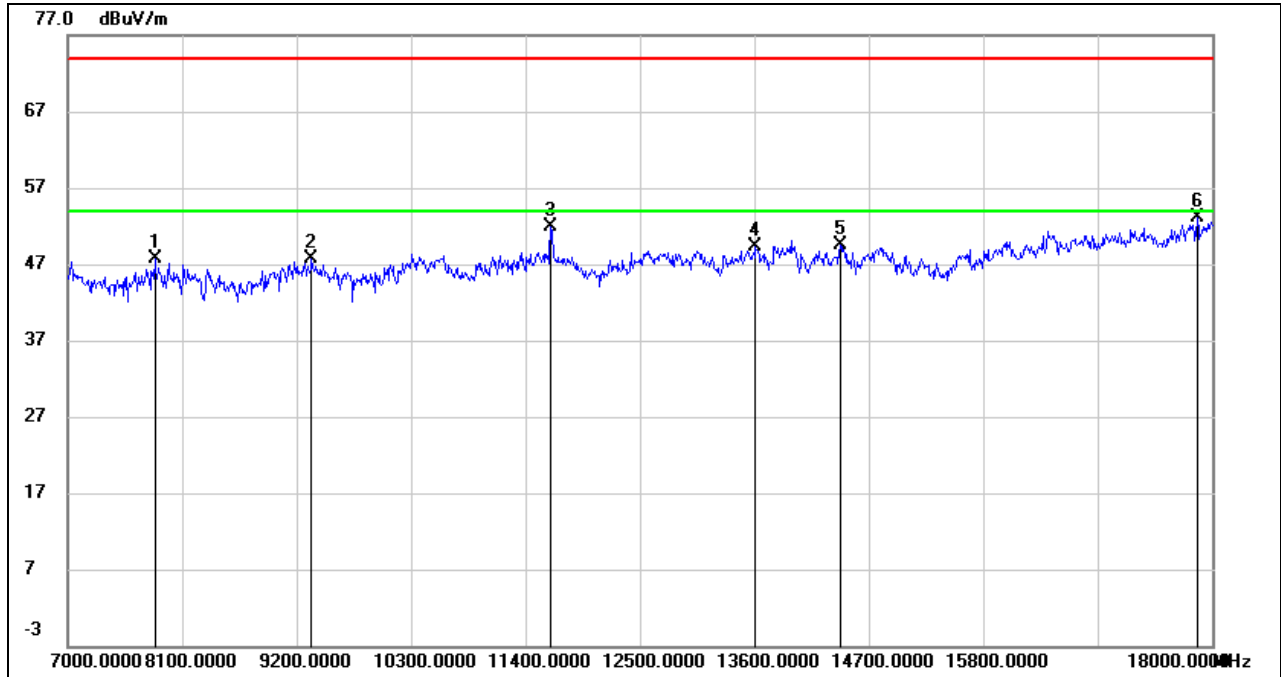


No.	Frequency (MHz)	Reading (dBuV)	Correct (dB/m)	Result (dBuV/m)	Limit (dBuV/m)	Margin (dB)	Remark
1	1768.000	46.85	-10.38	36.47	74.00	-37.53	peak
2	2914.000	42.73	-5.66	37.07	74.00	-36.93	peak
3	3886.000	45.40	-2.56	42.84	74.00	-31.16	peak
4	5122.000	39.97	2.89	42.86	74.00	-31.14	peak
5	5830.000	48.12	4.18	52.30	74.00	-21.70	peak
6	6658.000	37.26	6.54	43.80	74.00	-30.20	peak

Note: 1. Measurement = Reading Level + Correct Factor.
 2. If Peak Result complies with AV limit, AV Result is deemed to comply with AV limit.
 3. Peak: Peak detector.
 4. Filter losses were only considered in the spurious frequency bands and the authorized band was not corrected for Band reject filter losses.
 5. Proper operation of the transmitter prior to adding the filter to the measurement chain.
 6. Owing to the highest peak level of unwanted emission out of the restricted bands complies with the lowest limit(54dBuV/m), so all the test point were deemed to comply with the limits list in the standard.



HORIZONTAL RESULTS
7-18GHz

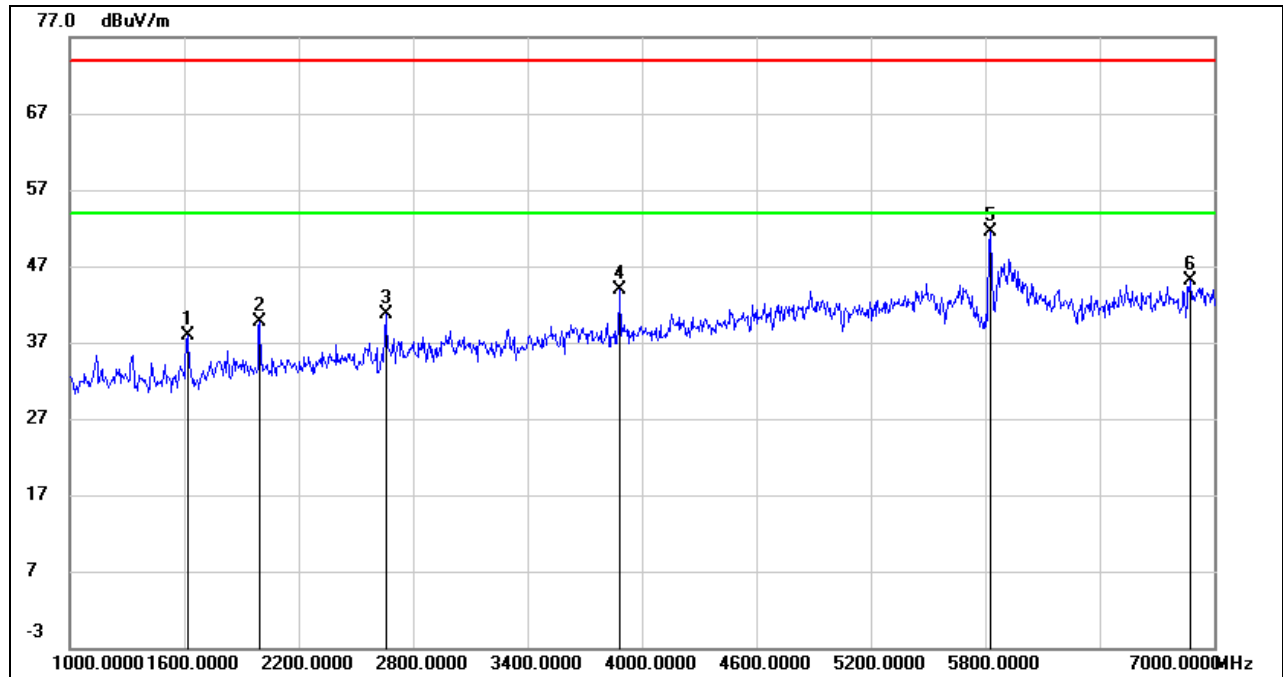


No.	Frequency (MHz)	Reading (dBuV)	Correct (dB/m)	Result (dBuV/m)	Limit (dBuV/m)	Margin (dB)	Remark
1	7836.000	39.75	7.96	47.71	74.00	-26.29	peak
2	9343.000	38.09	9.57	47.66	74.00	-26.34	peak
3	11642.000	38.51	13.33	51.84	74.00	-22.16	peak
4	13611.000	33.12	16.10	49.22	74.00	-24.78	peak
5	14425.000	32.76	16.65	49.41	74.00	-24.59	peak
6	17857.000	29.60	23.41	53.01	74.00	-20.99	peak

Note: 1. Measurement = Reading Level + Correct Factor.
 2. If Peak Result complies with AV limit, AV Result is deemed to comply with AV limit.
 3. Peak: Peak detector.
 4. Filter losses were only considered in the spurious frequency bands and the authorized band was not corrected for High Pass Filter losses.
 5. Proper operation of the transmitter prior to adding the filter to the measurement chain.
 6. Owing to the highest peak level of unwanted emission out of the restricted bands complies with the lowest limit(54dBuV/m), so all the test point were deemed to comply with the limits list in the standard.



VERTICAL RESULTS
1-7GHz

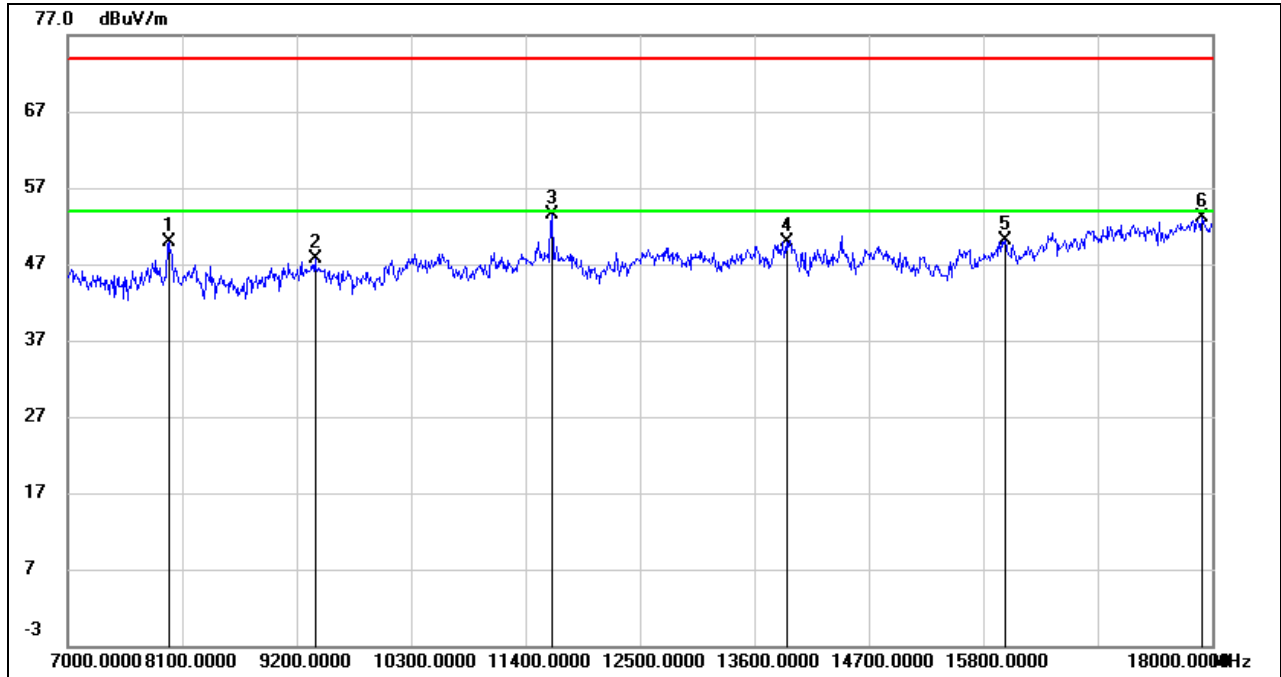


No.	Frequency (MHz)	Reading (dBuV)	Correct (dB/m)	Result (dBuV/m)	Limit (dBuV/m)	Margin (dB)	Remark
1	1618.000	48.97	-11.09	37.88	74.00	-36.12	peak
2	1996.000	49.64	-9.87	39.77	74.00	-34.23	peak
3	2656.000	47.80	-7.01	40.79	74.00	-33.21	peak
4	3886.000	46.51	-2.56	43.95	74.00	-30.05	peak
5	5830.000	47.34	4.18	51.52	74.00	-22.48	peak
6	6874.000	38.20	6.86	45.06	74.00	-28.94	peak

Note: 1. Measurement = Reading Level + Correct Factor.
 2. If Peak Result complies with AV limit, AV Result is deemed to comply with AV limit.
 3. Peak: Peak detector.
 4. Filter losses were only considered in the spurious frequency bands and the authorized band was not corrected for Band reject filter losses.
 5. Proper operation of the transmitter prior to adding the filter to the measurement chain.
 6. Owing to the highest peak level of unwanted emission out of the restricted bands complies with the lowest limit(54dBuV/m), so all the test point were deemed to comply with the limits list in the standard.



VERTICAL RESULTS
7-18GHz



No.	Frequency (MHz)	Reading (dBuV)	Correct (dB/m)	Result (dBuV/m)	Limit (dBuV/m)	Margin (dB)	Remark
1	7968.000	42.39	7.49	49.88	74.00	-24.12	peak
2	9376.000	37.95	9.79	47.74	74.00	-26.26	peak
3	11653.000	40.29	13.28	53.57	74.00	-20.43	peak
4	13908.000	33.69	16.16	49.85	74.00	-24.15	peak
5	16009.000	32.18	17.85	50.03	74.00	-23.97	peak
6	17901.000	29.69	23.40	53.09	74.00	-20.91	peak

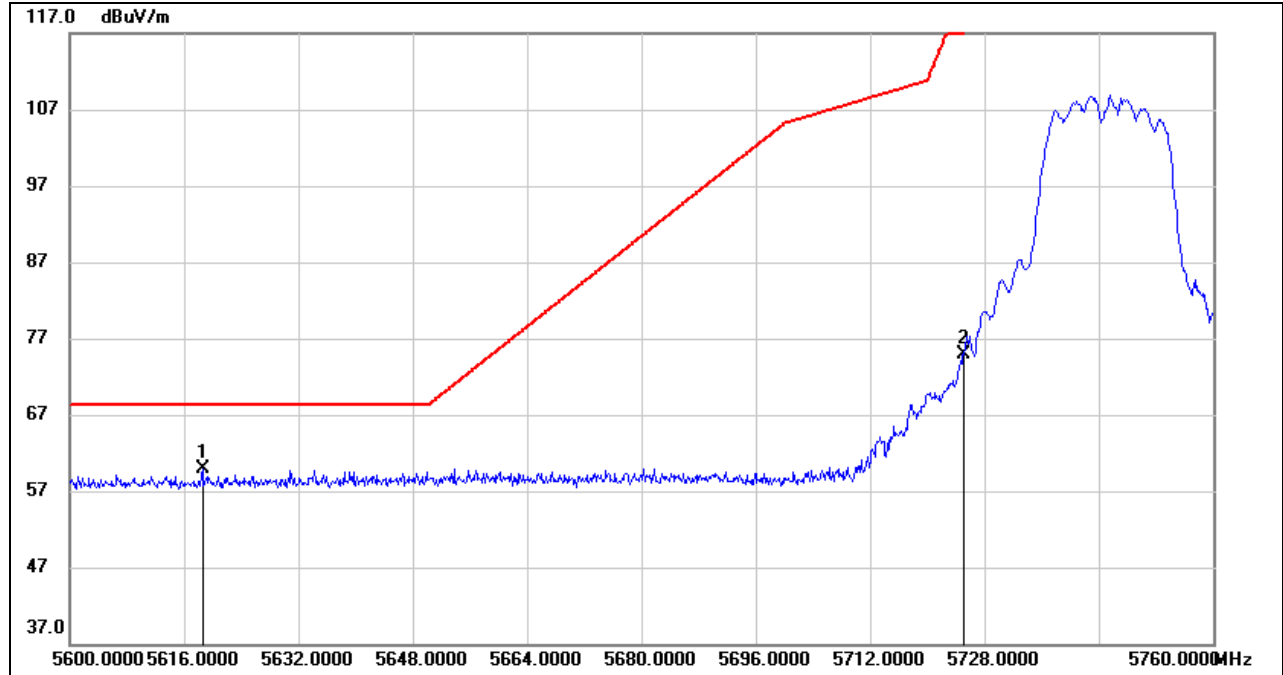
Note: 1. Measurement = Reading Level + Correct Factor.
 2. If Peak Result complies with AV limit, AV Result is deemed to comply with AV limit.
 3. Peak: Peak detector.
 4. Filter losses were only considered in the spurious frequency bands and the authorized band was not corrected for High Pass Filter losses.
 5. Proper operation of the transmitter prior to adding the filter to the measurement chain.
 6. Owing to the highest peak level of unwanted emission out of the restricted bands complies with the lowest limit(54dBuV/m), so all the test point were deemed to comply with the limits list in the standard.



2TX MODE ANT:WCT5H-40

RESTRICTED BANDEDGE LOW CHANNEL

HORIZONTAL RESULTS

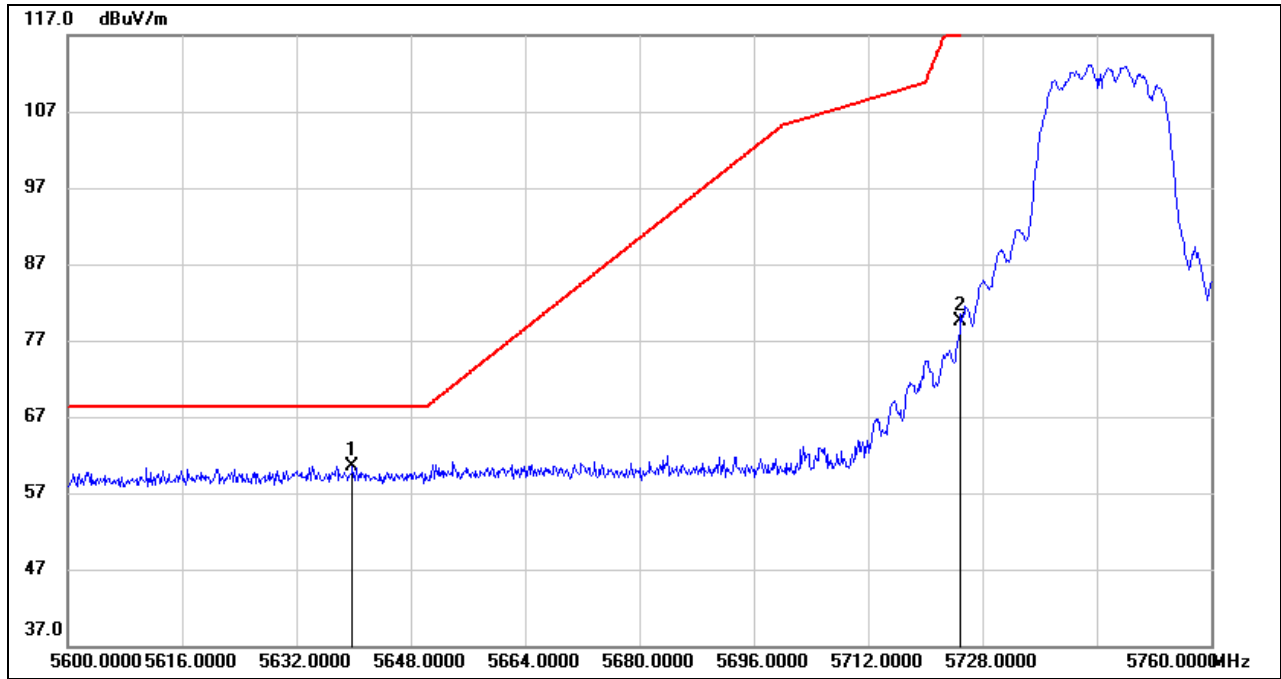


No.	Frequency (MHz)	Reading (dBuV)	Correct (dB/m)	Result (dBuV/m)	Limit (dBuV/m)	Margin (dB)	Remark
1	5618.560	18.34	41.47	59.81	68.20	-8.39	peak
2	5725.000	33.34	41.61	74.95	122.20	-47.25	peak

Note: 1. Measurement = Reading Level + Correct Factor.



VERTICAL RESULTS



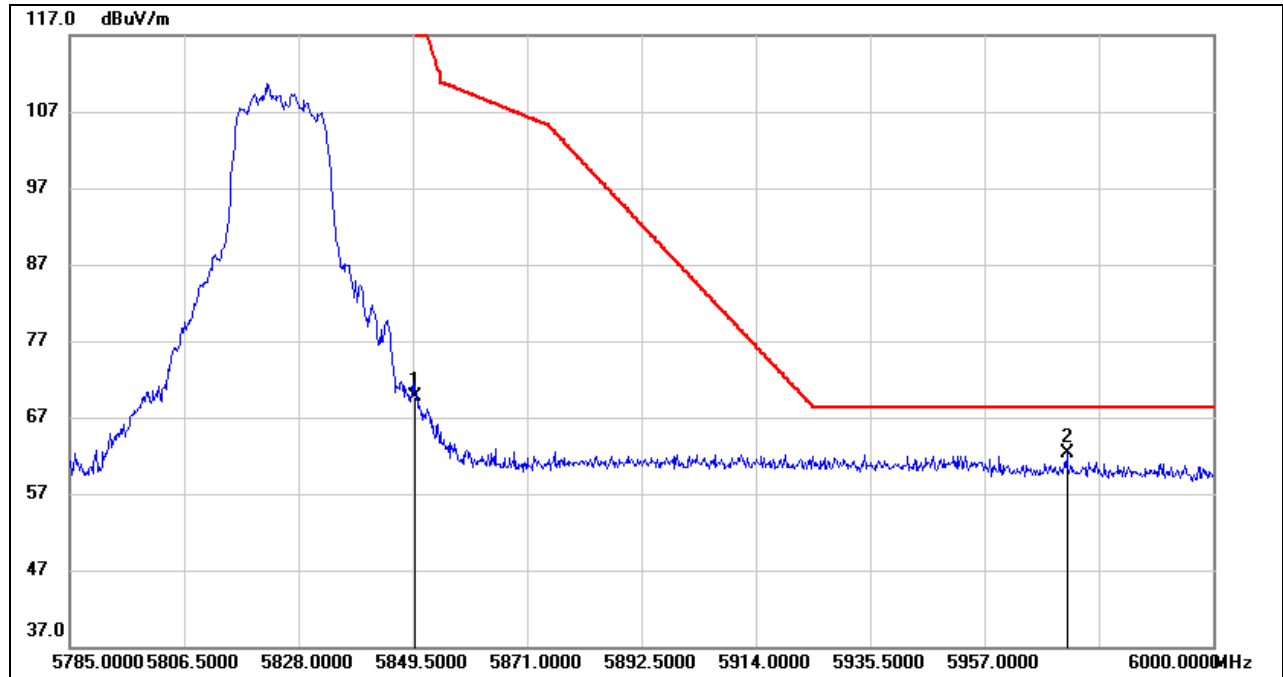
No.	Frequency (MHz)	Reading (dBuV)	Correct (dB/m)	Result (dBuV/m)	Limit (dBuV/m)	Margin (dB)	Remark
1	5639.840	19.04	41.48	60.52	68.20	-7.68	peak
2	5725.000	37.92	41.61	79.53	122.20	-42.67	peak

Note: 1. Measurement = Reading Level + Correct Factor.



RESTRICTED BANDEDGE HIGH CHANNEL

HORIZONTAL RESULTS

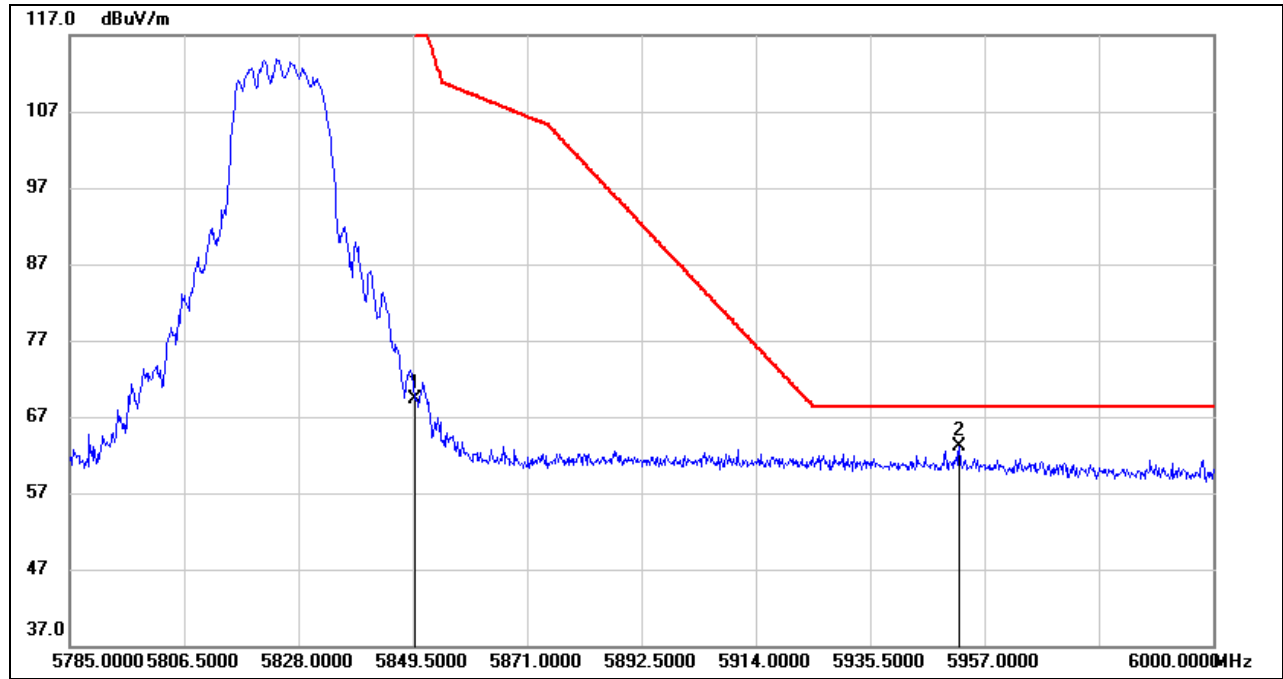


No.	Frequency (MHz)	Reading (dBuV)	Correct (dB/m)	Result (dBuV/m)	Limit (dBuV/m)	Margin (dB)	Remark
1	5850.000	26.76	42.89	69.65	122.20	-52.55	peak
2	5972.480	19.74	42.61	62.35	68.20	-5.85	peak

Note: 1. Measurement = Reading Level + Correct Factor.



VERTICAL RESULTS



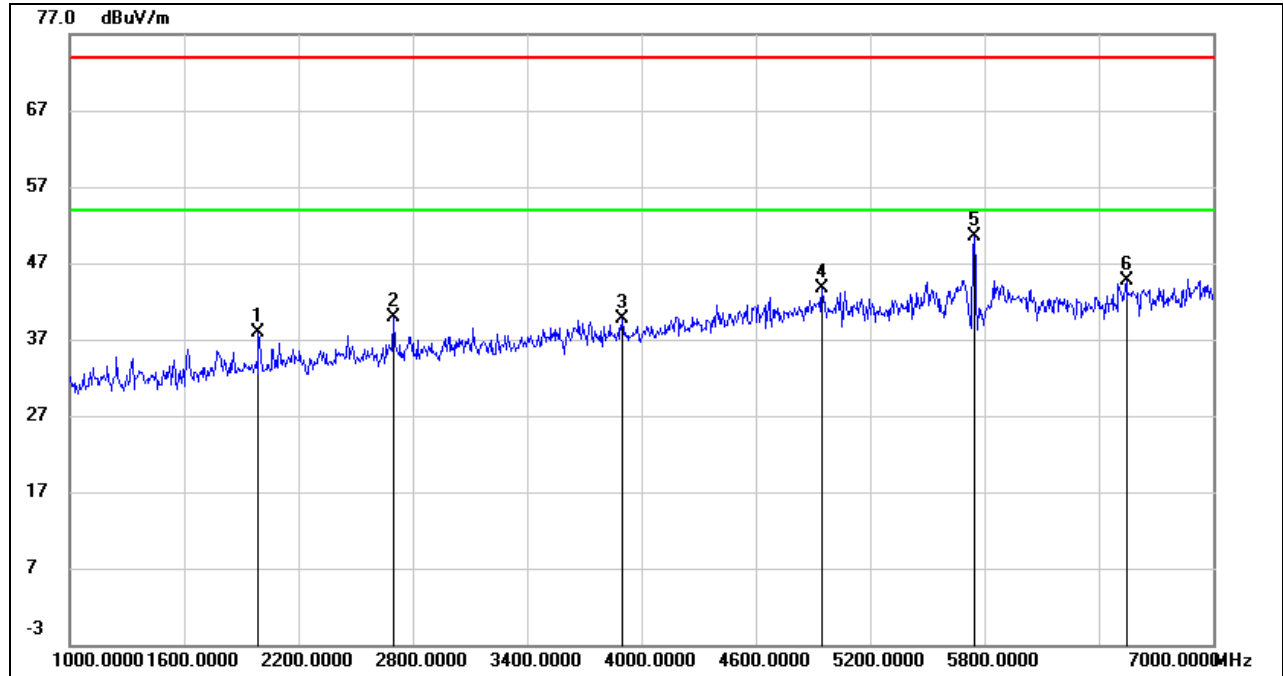
No.	Frequency (MHz)	Reading (dBuV)	Correct (dB/m)	Result (dBuV/m)	Limit (dBuV/m)	Margin (dB)	Remark
1	5850.000	26.47	42.89	69.36	122.20	-52.84	peak
2	5952.270	20.06	42.95	63.01	68.20	-5.19	peak

Note: 1. Measurement = Reading Level + Correct Factor.



HARMONICS AND SPURIOUS EMISSIONS LOW CHANNEL

HORIZONTAL RESULTS
1-7GHz

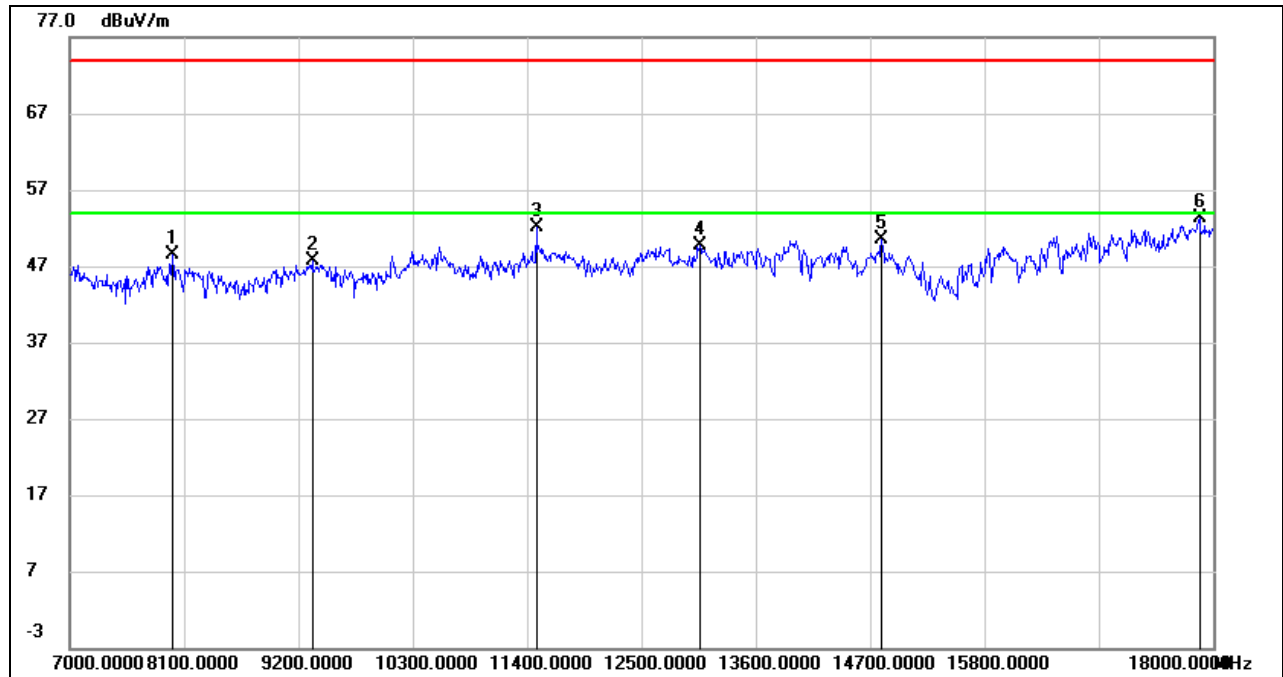


No.	Frequency (MHz)	Reading (dBuV)	Correct (dB/m)	Result (dBuV/m)	Limit (dBuV/m)	Margin (dB)	Remark
1	1990.000	47.67	-9.86	37.81	74.00	-36.19	peak
2	2698.000	46.46	-6.65	39.81	74.00	-34.19	peak
3	3898.000	42.18	-2.51	39.67	74.00	-34.33	peak
4	4948.000	41.06	2.57	43.63	74.00	-30.37	peak
5	5746.000	46.66	3.76	50.42	74.00	-23.58	peak
6	6544.000	37.86	6.81	44.67	74.00	-29.33	peak

Note: 1. Measurement = Reading Level + Correct Factor.
 2. If Peak Result complies with AV limit, AV Result is deemed to comply with AV limit.
 3. Peak: Peak detector.
 4. Filter losses were only considered in the spurious frequency bands and the authorized band was not corrected for Band reject filter losses.
 5. Proper operation of the transmitter prior to adding the filter to the measurement chain.
 6. Owing to the highest peak level of unwanted emission out of the restricted bands complies with the lowest limit(54dBuV/m), so all the test point were deemed to comply with the limits list in the standard.



HORIZONTAL RESULTS
7-18GHz

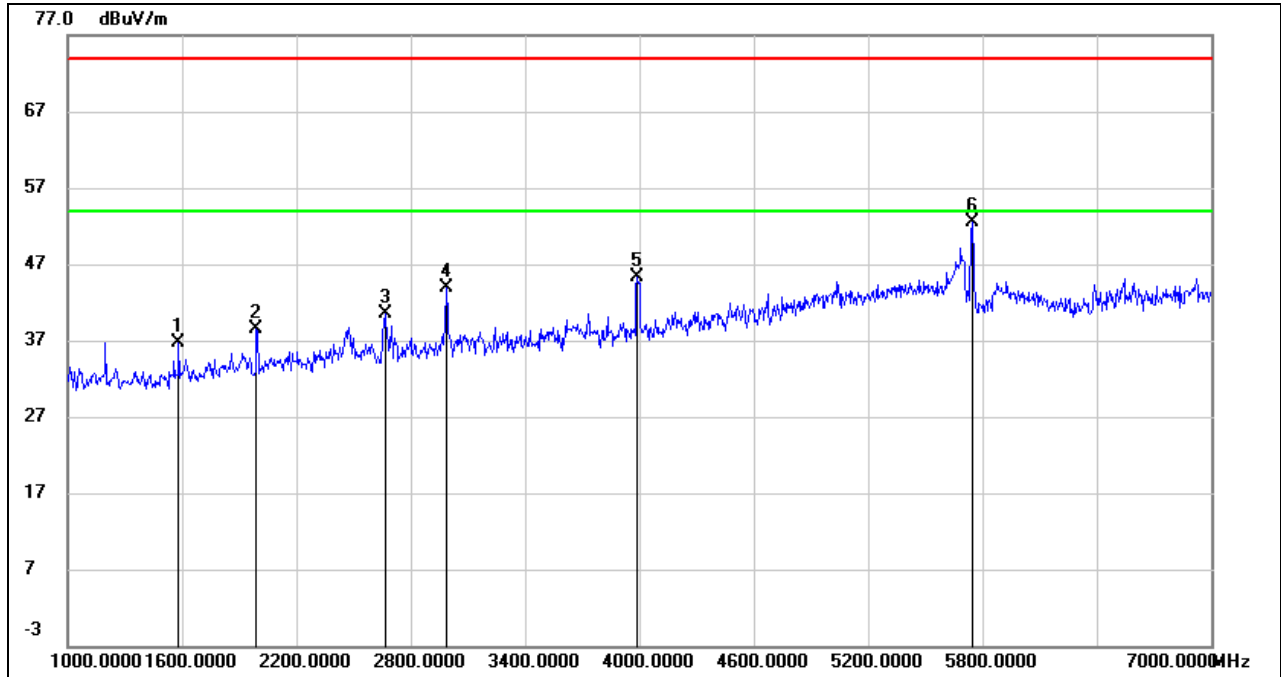


No.	Frequency (MHz)	Reading (dBuV)	Correct (dB/m)	Result (dBuV/m)	Limit (dBuV/m)	Margin (dB)	Remark
1	7990.000	41.03	7.45	48.48	74.00	-25.52	peak
2	9332.000	38.17	9.51	47.68	74.00	-26.32	peak
3	11488.000	38.77	13.29	52.06	74.00	-21.94	peak
4	13061.000	34.53	15.23	49.76	74.00	-24.24	peak
5	14810.000	34.42	16.07	50.49	74.00	-23.51	peak
6	17868.000	29.90	23.40	53.30	74.00	-20.70	peak

Note: 1. Measurement = Reading Level + Correct Factor.
 2. If Peak Result complies with AV limit, AV Result is deemed to comply with AV limit.
 3. Peak: Peak detector.
 4. Filter losses were only considered in the spurious frequency bands and the authorized band was not corrected for High Pass Filter losses.
 5. Proper operation of the transmitter prior to adding the filter to the measurement chain.
 6. Owing to the highest peak level of unwanted emission out of the restricted bands complies with the lowest limit(54dBuV/m), so all the test point were deemed to comply with the limits list in the standard.



VERTICAL RESULTS
1-7GHz

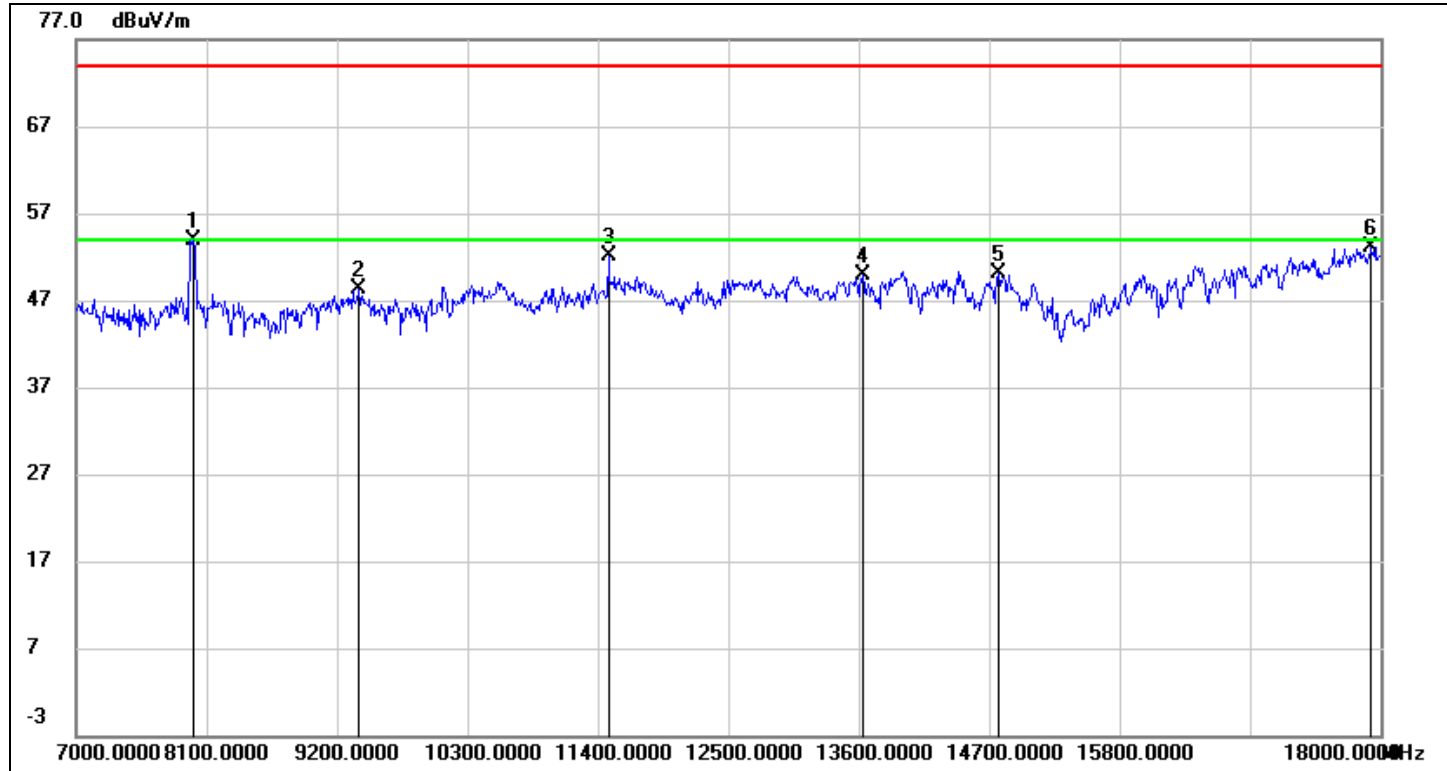


No.	Frequency (MHz)	Reading (dBuV)	Correct (dB/m)	Result (dBuV/m)	Limit (dBuV/m)	Margin (dB)	Remark
1	1582.000	47.98	-11.28	36.70	74.00	-37.30	peak
2	1990.000	48.29	-9.86	38.43	74.00	-35.57	peak
3	2668.000	47.45	-6.91	40.54	74.00	-33.46	peak
4	2986.000	49.14	-5.20	43.94	74.00	-30.06	peak
5	3988.000	47.61	-2.39	45.22	74.00	-28.78	peak
6	5746.000	48.67	3.76	52.43	74.00	-21.57	peak

Note: 1. Measurement = Reading Level + Correct Factor.
 2. If Peak Result complies with AV limit, AV Result is deemed to comply with AV limit.
 3. Peak: Peak detector.
 4. Filter losses were only considered in the spurious frequency bands and the authorized band was not corrected for Band reject filter losses.
 5. Proper operation of the transmitter prior to adding the filter to the measurement chain.
 6. Owing to the highest peak level of unwanted emission out of the restricted bands complies with the lowest limit(54dBuV/m), so all the test point were deemed to comply with the limits list in the standard.



VERTICAL RESULTS
7-18GHz



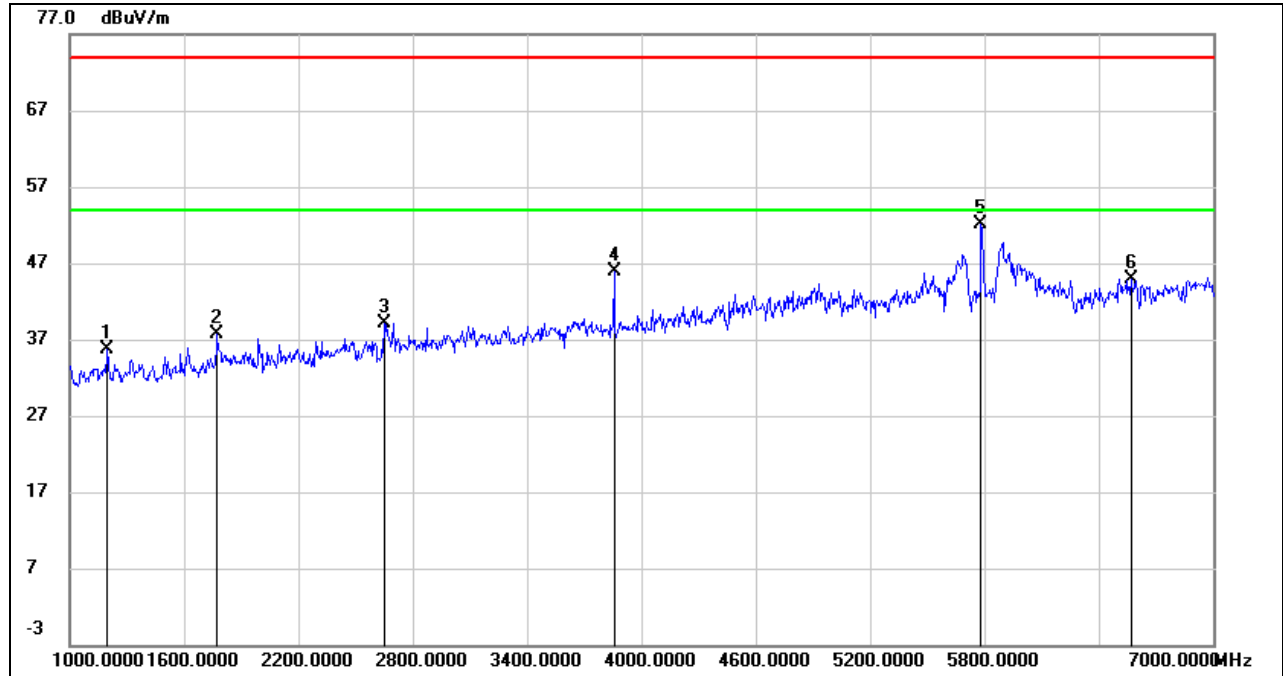
No.	Frequency (MHz)	Reading (dBuV)	Correct (dB/m)	Result (dBuV/m)	Limit (dBuV/m)	Margin (dB)	Remark
1	7990.000	46.42	7.45	53.87	74.00	-20.13	peak
2	9387.000	38.43	9.86	48.29	74.00	-25.71	peak
3	11488.000	38.76	13.29	52.05	74.00	-21.95	peak
4	13633.000	33.77	16.09	49.86	74.00	-24.14	peak
5	14777.000	34.06	16.10	50.16	74.00	-23.84	peak
6	17923.000	29.74	23.42	53.16	74.00	-20.84	peak

Note: 1. Measurement = Reading Level + Correct Factor.
 2. If Peak Result complies with AV limit, AV Result is deemed to comply with AV limit.
 3. Peak: Peak detector.
 4. Filter losses were only considered in the spurious frequency bands and the authorized band was not corrected for High Pass Filter losses.
 5. Proper operation of the transmitter prior to adding the filter to the measurement chain.
 6. Owing to the highest peak level of unwanted emission out of the restricted bands complies with the lowest limit(54dBuV/m), so all the test point were deemed to comply with the limits list in the standard.



HARMONICS AND SPURIOUS EMISSIONS MID CHANNEL

HORIZONTAL RESULTS
1-7GHz

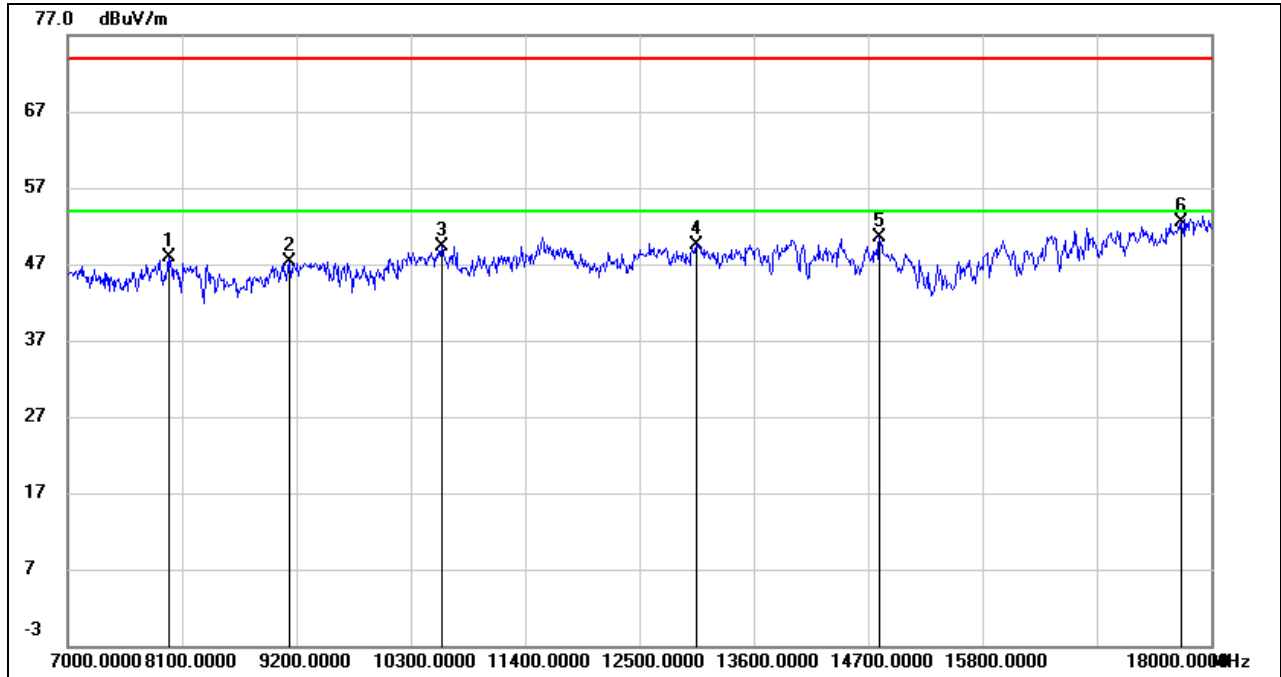


No.	Frequency (MHz)	Reading (dBuV)	Correct (dB/m)	Result (dBuV/m)	Limit (dBuV/m)	Margin (dB)	Remark
1	1198.000	48.35	-12.61	35.74	74.00	-38.26	peak
2	1774.000	47.95	-10.33	37.62	74.00	-36.38	peak
3	2650.000	46.18	-7.07	39.11	74.00	-34.89	peak
4	3856.000	48.60	-2.68	45.92	74.00	-28.08	peak
5	5782.000	48.41	3.67	52.08	74.00	-21.92	peak
6	6568.000	38.25	6.64	44.89	74.00	-29.11	peak

Note: 1. Measurement = Reading Level + Correct Factor.
 2. If Peak Result complies with AV limit, AV Result is deemed to comply with AV limit.
 3. Peak: Peak detector.
 4. Filter losses were only considered in the spurious frequency bands and the authorized band was not corrected for Band reject filter losses.
 5. Proper operation of the transmitter prior to adding the filter to the measurement chain.
 6. Owing to the highest peak level of unwanted emission out of the restricted bands complies with the lowest limit(54dBuV/m), so all the test point were deemed to comply with the limits list in the standard.



HORIZONTAL RESULTS
7-18GHz

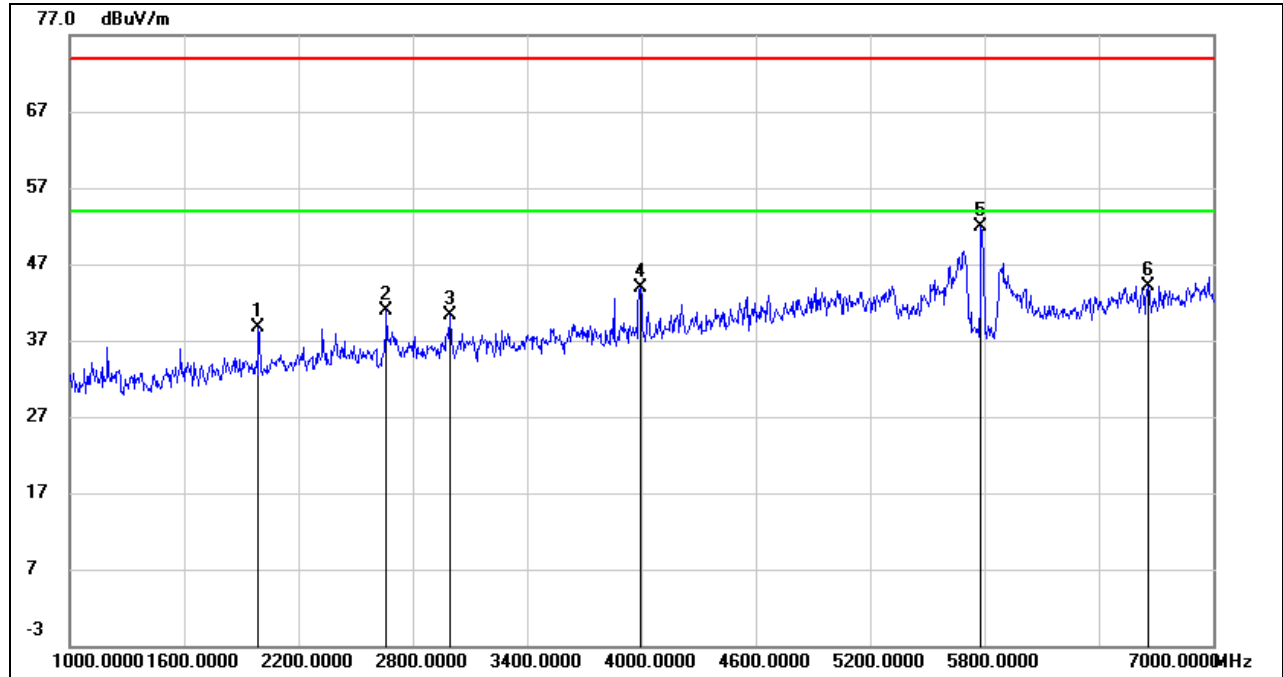


No.	Frequency (MHz)	Reading (dBuV)	Correct (dB/m)	Result (dBuV/m)	Limit (dBuV/m)	Margin (dB)	Remark
1	7968.000	40.42	7.49	47.91	74.00	-26.09	peak
2	9134.000	38.02	9.28	47.30	74.00	-26.70	peak
3	10597.000	36.92	12.43	49.35	74.00	-24.65	peak
4	13050.000	34.26	15.20	49.46	74.00	-24.54	peak
5	14810.000	34.37	16.07	50.44	74.00	-23.56	peak
6	17714.000	29.96	22.62	52.58	74.00	-21.42	peak

Note: 1. Measurement = Reading Level + Correct Factor.
 2. If Peak Result complies with AV limit, AV Result is deemed to comply with AV limit.
 3. Peak: Peak detector.
 4. Filter losses were only considered in the spurious frequency bands and the authorized band was not corrected for High Pass Filter losses.
 5. Proper operation of the transmitter prior to adding the filter to the measurement chain.
 6. Owing to the highest peak level of unwanted emission out of the restricted bands complies with the lowest limit(54dBuV/m), so all the test point were deemed to comply with the limits list in the standard.



VERTICAL RESULTS
1-7GHz

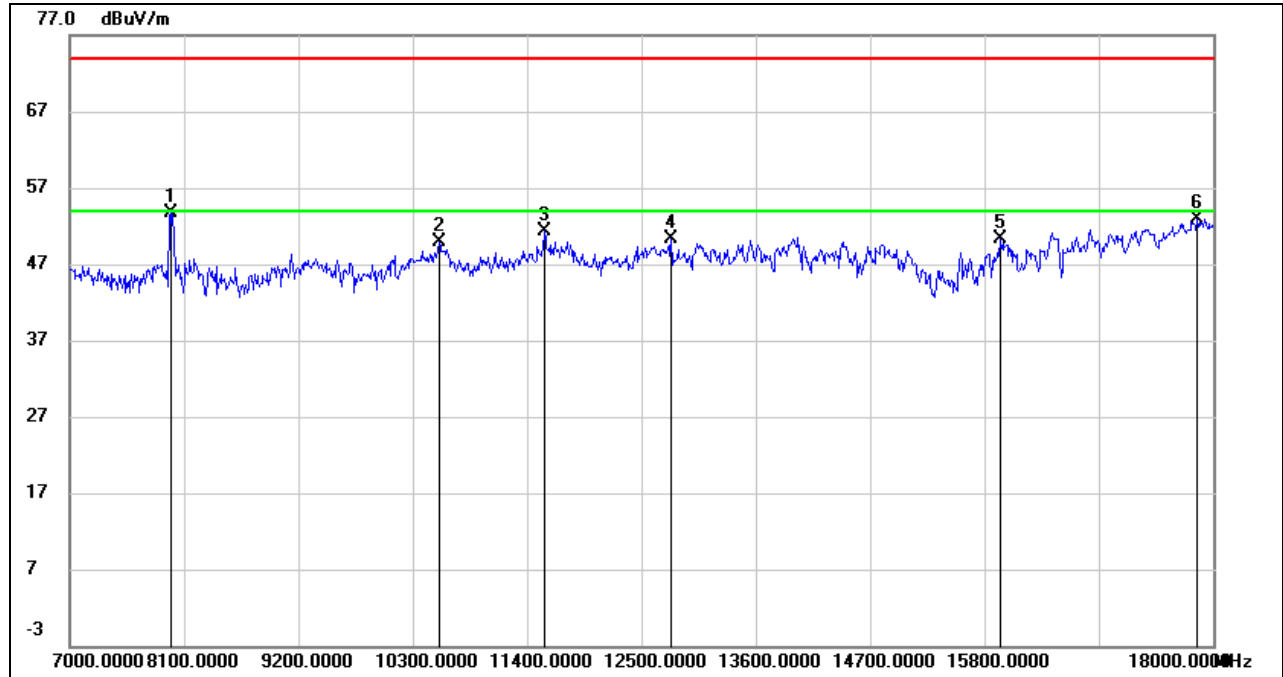


No.	Frequency (MHz)	Reading (dBuV)	Correct (dB/m)	Result (dBuV/m)	Limit (dBuV/m)	Margin (dB)	Remark
1	1990.000	48.62	-9.86	38.76	74.00	-35.24	peak
2	2662.000	47.84	-6.96	40.88	74.00	-33.12	peak
3	2992.000	45.50	-5.16	40.34	74.00	-33.66	peak
4	3994.000	46.22	-2.38	43.84	74.00	-30.16	peak
5	5782.000	48.27	3.67	51.94	74.00	-22.06	peak
6	6658.000	37.61	6.54	44.15	74.00	-29.85	peak

Note: 1. Measurement = Reading Level + Correct Factor.
 2. If Peak Result complies with AV limit, AV Result is deemed to comply with AV limit.
 3. Peak: Peak detector.
 4. Filter losses were only considered in the spurious frequency bands and the authorized band was not corrected for Band reject filter losses.
 5. Proper operation of the transmitter prior to adding the filter to the measurement chain.
 6. Owing to the highest peak level of unwanted emission out of the restricted bands complies with the lowest limit(54dBuV/m), so all the test point were deemed to comply with the limits list in the standard.



VERTICAL RESULTS
7-18GHz



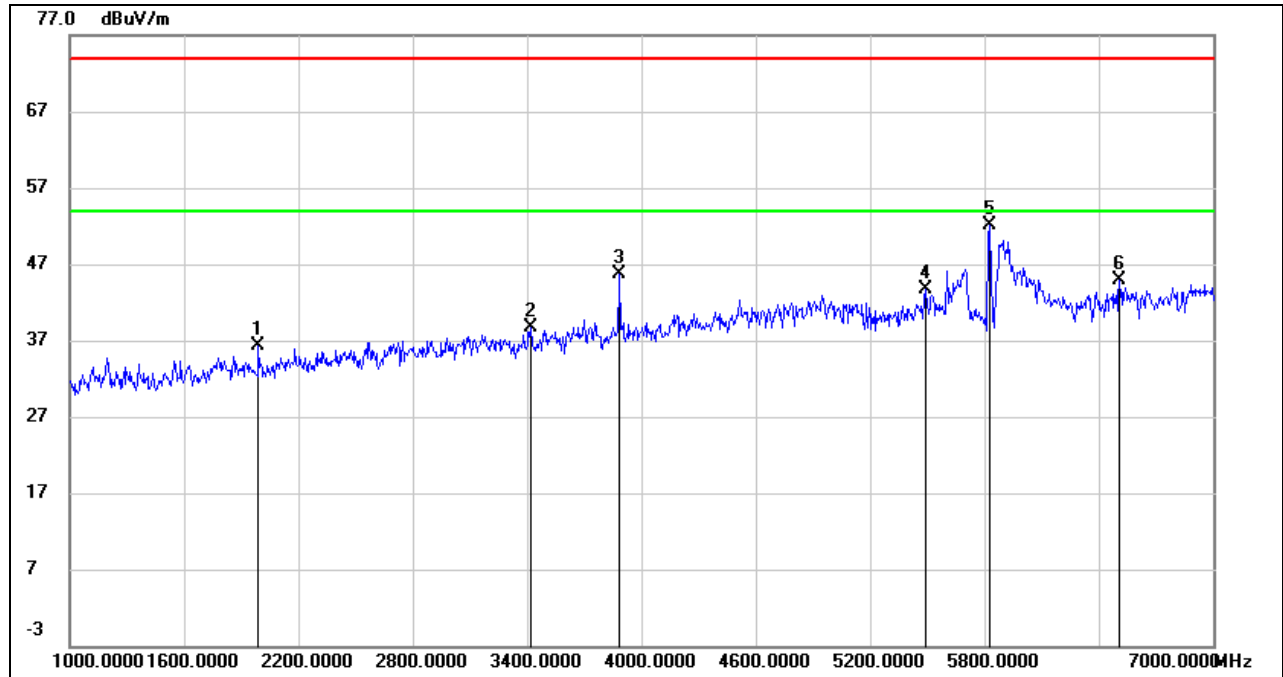
No.	Frequency (MHz)	Reading (dBuV)	Correct (dB/m)	Result (dBuV/m)	Limit (dBuV/m)	Margin (dB)	Remark
1	7968.000	46.17	7.49	53.66	74.00	-20.34	peak
2	10553.000	37.96	11.93	49.89	74.00	-24.11	peak
3	11565.000	37.89	13.47	51.36	74.00	-22.64	peak
4	12786.000	34.29	15.93	50.22	74.00	-23.78	peak
5	15954.000	32.58	17.75	50.33	74.00	-23.67	peak
6	17846.000	29.54	23.41	52.95	74.00	-21.05	peak

Note: 1. Measurement = Reading Level + Correct Factor.
 2. If Peak Result complies with AV limit, AV Result is deemed to comply with AV limit.
 3. Peak: Peak detector.
 4. Filter losses were only considered in the spurious frequency bands and the authorized band was not corrected for High Pass Filter losses.
 5. Proper operation of the transmitter prior to adding the filter to the measurement chain.
 6. Owing to the highest peak level of unwanted emission out of the restricted bands complies with the lowest limit(54dBuV/m), so all the test point were deemed to comply with the limits list in the standard.



HARMONICS AND SPURIOUS EMISSIONS HIGH CHANNEL

HORIZONTAL RESULTS
1-7GHz

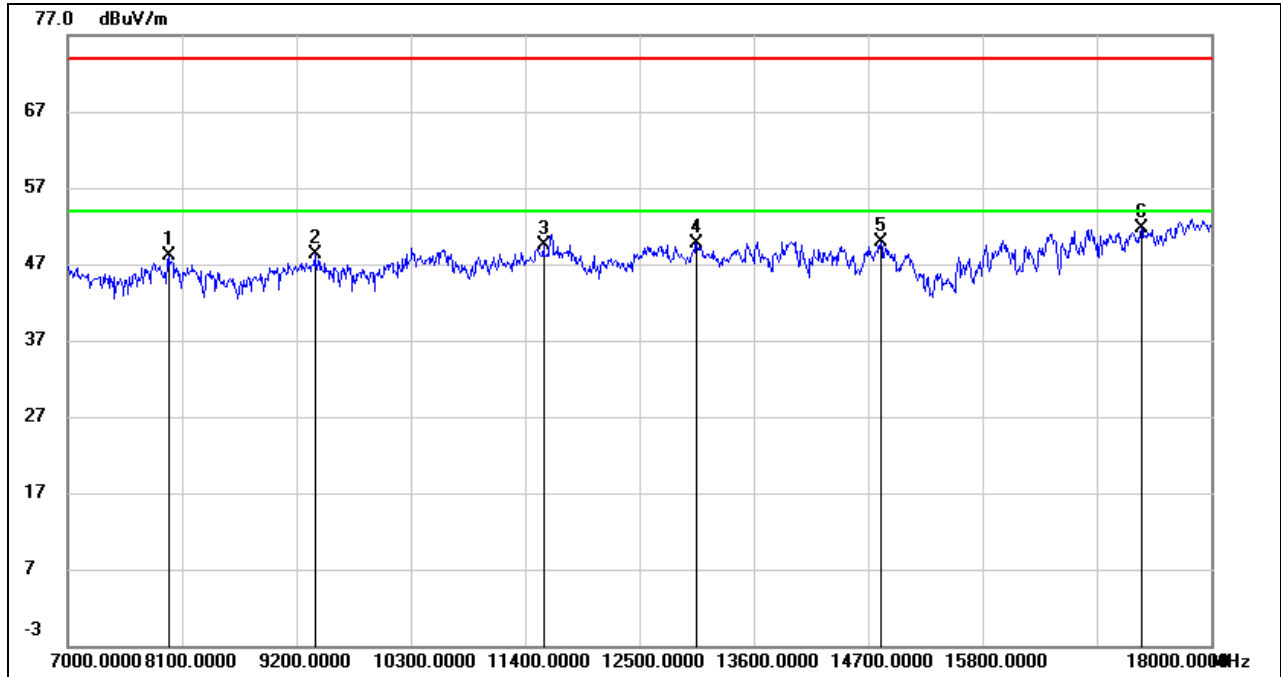


No.	Frequency (MHz)	Reading (dBuV)	Correct (dB/m)	Result (dBuV/m)	Limit (dBuV/m)	Margin (dB)	Remark
1	1990.000	46.16	-9.86	36.30	74.00	-37.70	peak
2	3418.000	43.23	-4.43	38.80	74.00	-35.20	peak
3	3886.000	48.28	-2.56	45.72	74.00	-28.28	peak
4	5488.000	39.39	4.28	43.67	74.00	-30.33	peak
5	5830.000	47.94	4.18	52.12	74.00	-21.88	peak
6	6508.000	37.83	7.06	44.89	74.00	-29.11	peak

Note: 1. Measurement = Reading Level + Correct Factor.
 2. If Peak Result complies with AV limit, AV Result is deemed to comply with AV limit.
 3. Peak: Peak detector.
 4. Filter losses were only considered in the spurious frequency bands and the authorized band was not corrected for Band reject filter losses.
 5. Proper operation of the transmitter prior to adding the filter to the measurement chain.
 6. Owing to the highest peak level of unwanted emission out of the restricted bands complies with the lowest limit(54dBuV/m), so all the test point were deemed to comply with the limits list in the standard.



HORIZONTAL RESULTS
7-18GHz

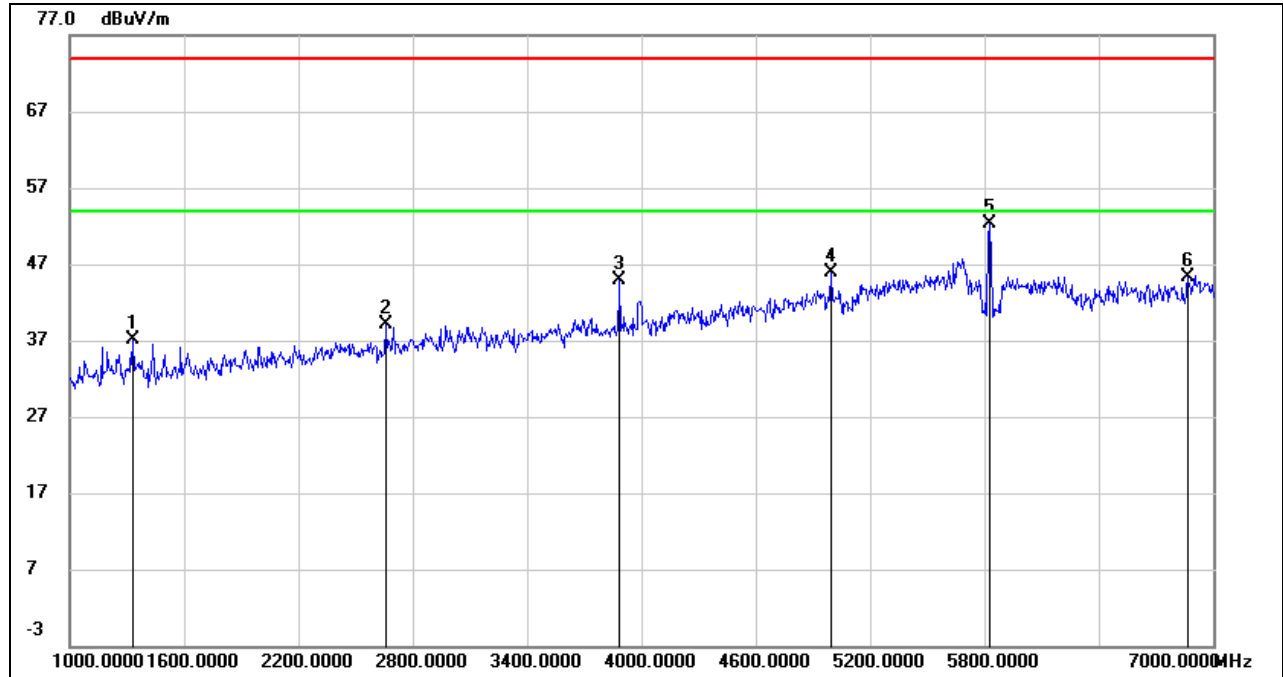


No.	Frequency (MHz)	Reading (dBuV)	Correct (dB/m)	Result (dBuV/m)	Limit (dBuV/m)	Margin (dB)	Remark
1	7968.000	40.62	7.49	48.11	74.00	-25.89	peak
2	9376.000	38.49	9.79	48.28	74.00	-25.72	peak
3	11576.000	36.01	13.51	49.52	74.00	-24.48	peak
4	13050.000	34.58	15.20	49.78	74.00	-24.22	peak
5	14821.000	33.79	16.09	49.88	74.00	-24.12	peak
6	17329.000	29.94	21.78	51.72	74.00	-22.28	peak

Note: 1. Measurement = Reading Level + Correct Factor.
 2. If Peak Result complies with AV limit, AV Result is deemed to comply with AV limit.
 3. Peak: Peak detector.
 4. Filter losses were only considered in the spurious frequency bands and the authorized band was not corrected for High Pass Filter losses.
 5. Proper operation of the transmitter prior to adding the filter to the measurement chain.
 6. Owing to the highest peak level of unwanted emission out of the restricted bands complies with the lowest limit(54dBuV/m), so all the test point were deemed to comply with the limits list in the standard.



VERTICAL RESULTS
1-7GHz

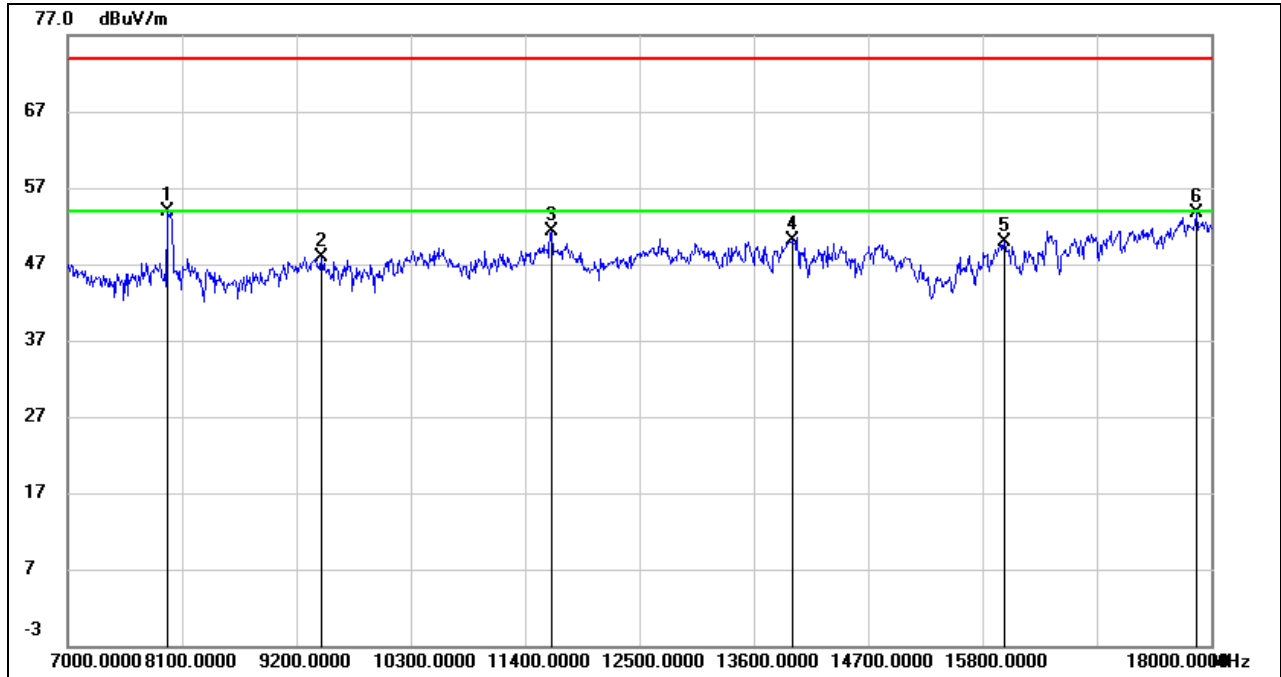


No.	Frequency (MHz)	Reading (dBuV)	Correct (dB/m)	Result (dBuV/m)	Limit (dBuV/m)	Margin (dB)	Remark
1	1330.000	49.42	-12.31	37.11	74.00	-36.89	peak
2	2656.000	46.09	-7.01	39.08	74.00	-34.92	peak
3	3886.000	47.39	-2.56	44.83	74.00	-29.17	peak
4	4996.000	43.15	2.68	45.83	74.00	-28.17	peak
5	5830.000	48.22	4.18	52.40	74.00	-21.60	peak
6	6868.000	38.59	6.79	45.38	74.00	-28.62	peak

Note: 1. Measurement = Reading Level + Correct Factor.
 2. If Peak Result complies with AV limit, AV Result is deemed to comply with AV limit.
 3. Peak: Peak detector.
 4. Filter losses were only considered in the spurious frequency bands and the authorized band was not corrected for Band reject filter losses.
 5. Proper operation of the transmitter prior to adding the filter to the measurement chain.
 6. Owing to the highest peak level of unwanted emission out of the restricted bands complies with the lowest limit(54dBuV/m), so all the test point were deemed to comply with the limits list in the standard.



VERTICAL RESULTS
7-18GHz



No.	Frequency (MHz)	Reading (dBuV)	Correct (dB/m)	Result (dBuV/m)	Limit (dBuV/m)	Margin (dB)	Remark
1	7957.000	46.46	7.50	53.96	74.00	-20.04	peak
2	9442.000	37.98	9.85	47.83	74.00	-26.17	peak
3	11653.000	37.97	13.28	51.25	74.00	-22.75	peak
4	13974.000	33.96	16.16	50.12	74.00	-23.88	peak
5	16009.000	32.07	17.85	49.92	74.00	-24.08	peak
6	17857.000	30.34	23.41	53.75	74.00	-20.25	peak

Note: 1. Measurement = Reading Level + Correct Factor.
 2. If Peak Result complies with AV limit, AV Result is deemed to comply with AV limit.
 3. Peak: Peak detector.
 4. Filter losses were only considered in the spurious frequency bands and the authorized band was not corrected for High Pass Filter losses.
 5. Proper operation of the transmitter prior to adding the filter to the measurement chain.
 6. Owing to the highest peak level of unwanted emission out of the restricted bands complies with the lowest limit(54dBuV/m), so all the test point were deemed to comply with the limits list in the standard.

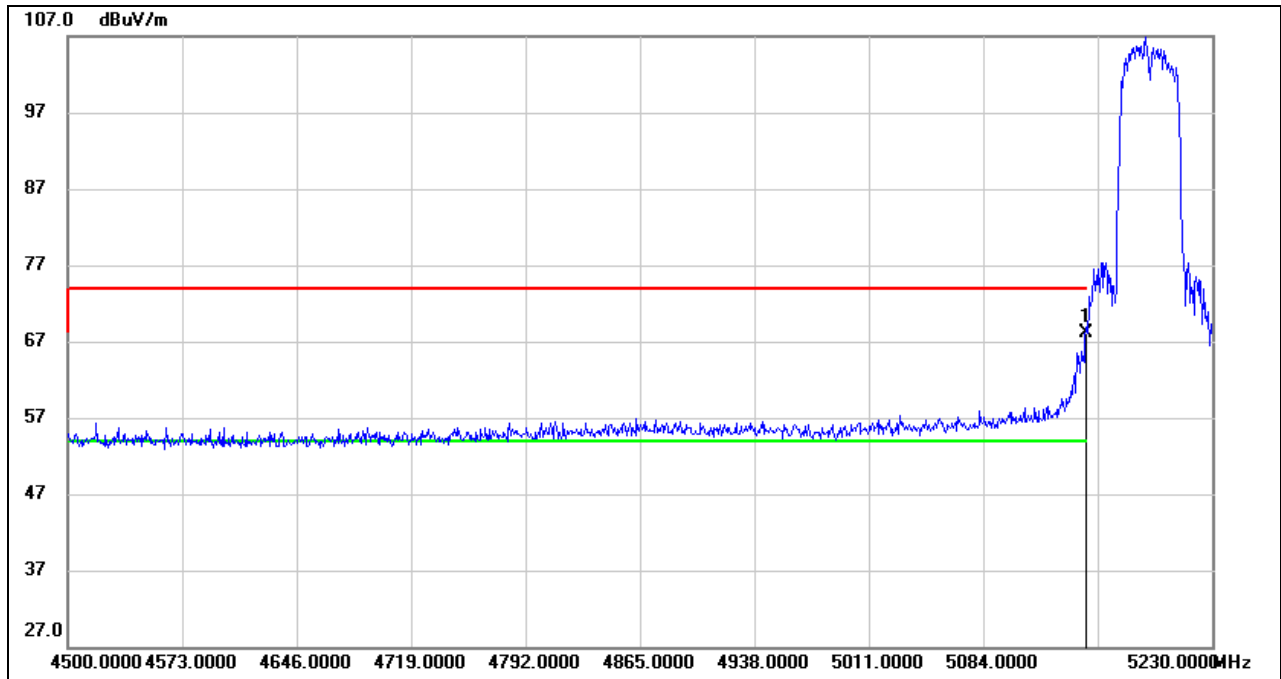


8.3. 802.11n HT40 MIMO MODE

8.3.1. UNII-1 BAND

2TX MODE ANT:WCT5J-20 RESTRICTED BANDEGE LOW CHANNEL

HORIZONTAL RESULTS PEAK

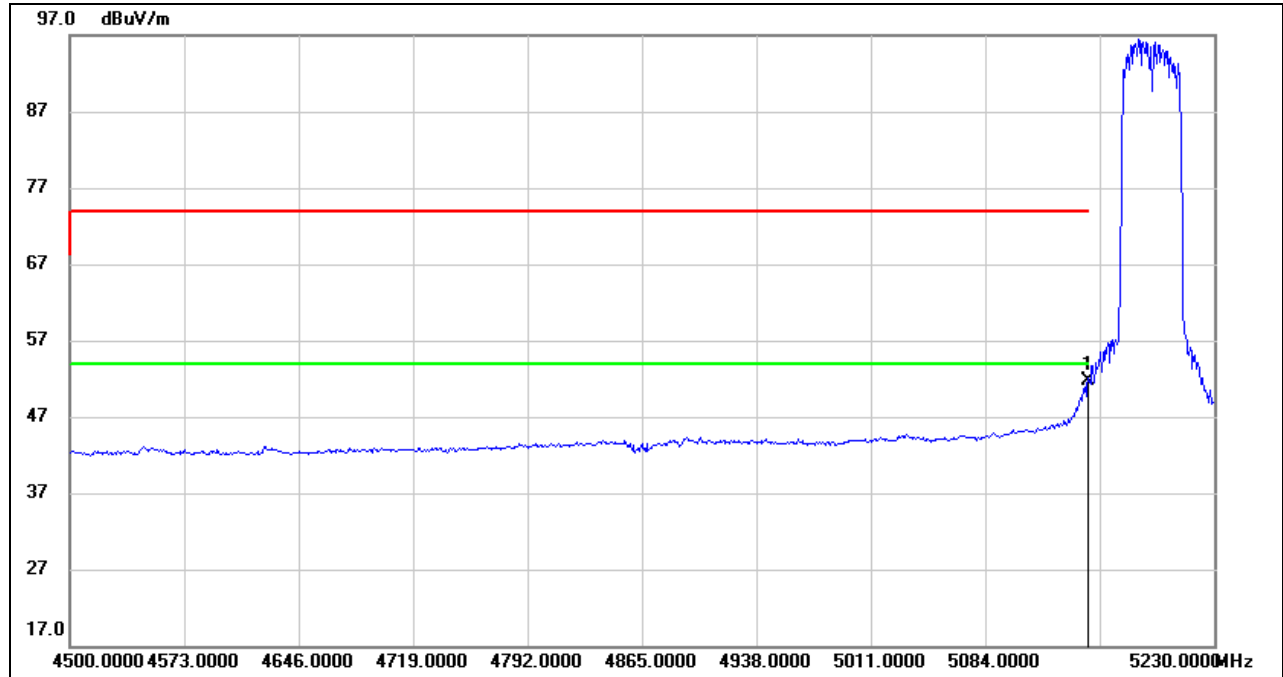


No.	Frequency (MHz)	Reading (dBuV)	Correct (dB/m)	Result (dBuV/m)	Limit (dBuV/m)	Margin (dB)	Remark
1	5150.000	27.70	40.46	68.16	74.00	-5.84	peak

- Note: 1. Measurement = Reading Level + Correct Factor.
 2. If Peak Result complies with AV limit, AV Result is deemed to comply with AV limit.
 3. Peak: Peak detector.
 4. Only the worst case emission will be recorder, if it complies with the limit, the other emissions deemed to comply with the limit.



AVG

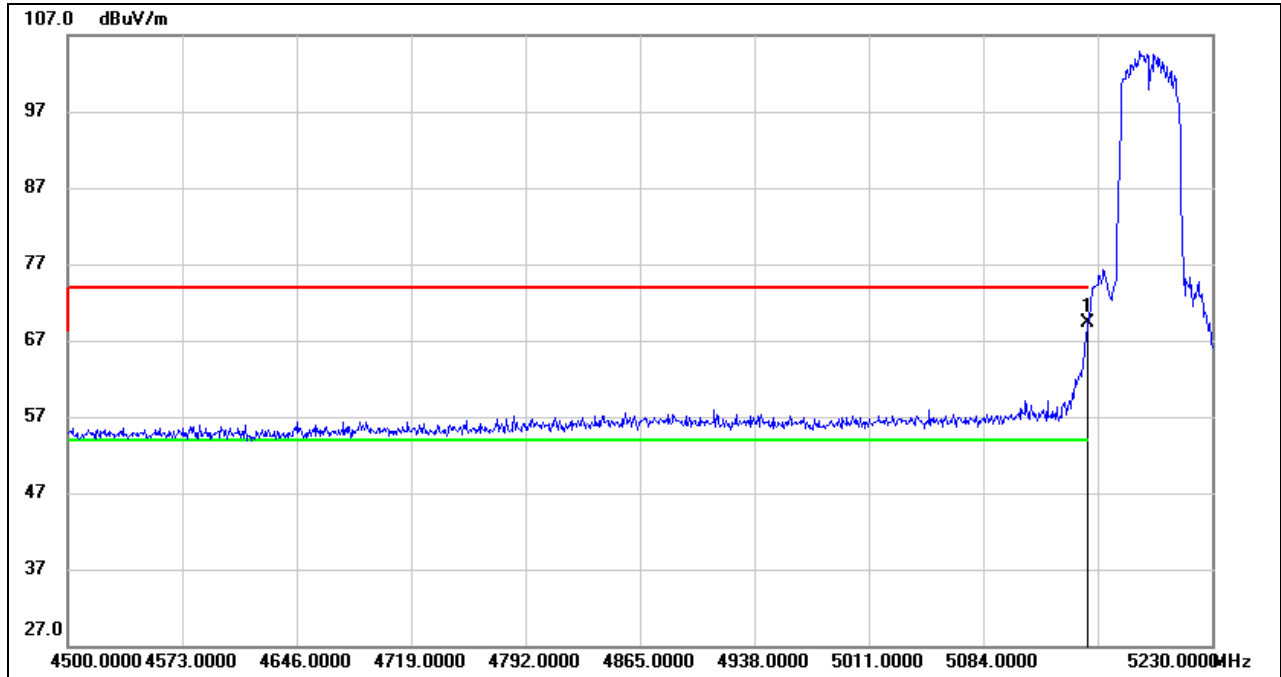


No.	Frequency (MHz)	Reading (dBuV)	Correct (dB/m)	Result (dBuV/m)	Limit (dBuV/m)	Margin (dB)	Remark
1	5150.000	11.21	40.46	51.67	54.00	-2.33	AVG

- Note:
1. Measurement = Reading Level + Correct Factor.
 2. AVG: $VBW=1/Ton$ where: ton is transmit duration.
 3. For duty cycle, please refer to clause 7.1.
 4. Only the worst case emission will be recorder, if it complies with the limit, the other emissions deemed to comply with the limit.



VERTICAL RESULTS
PEAK

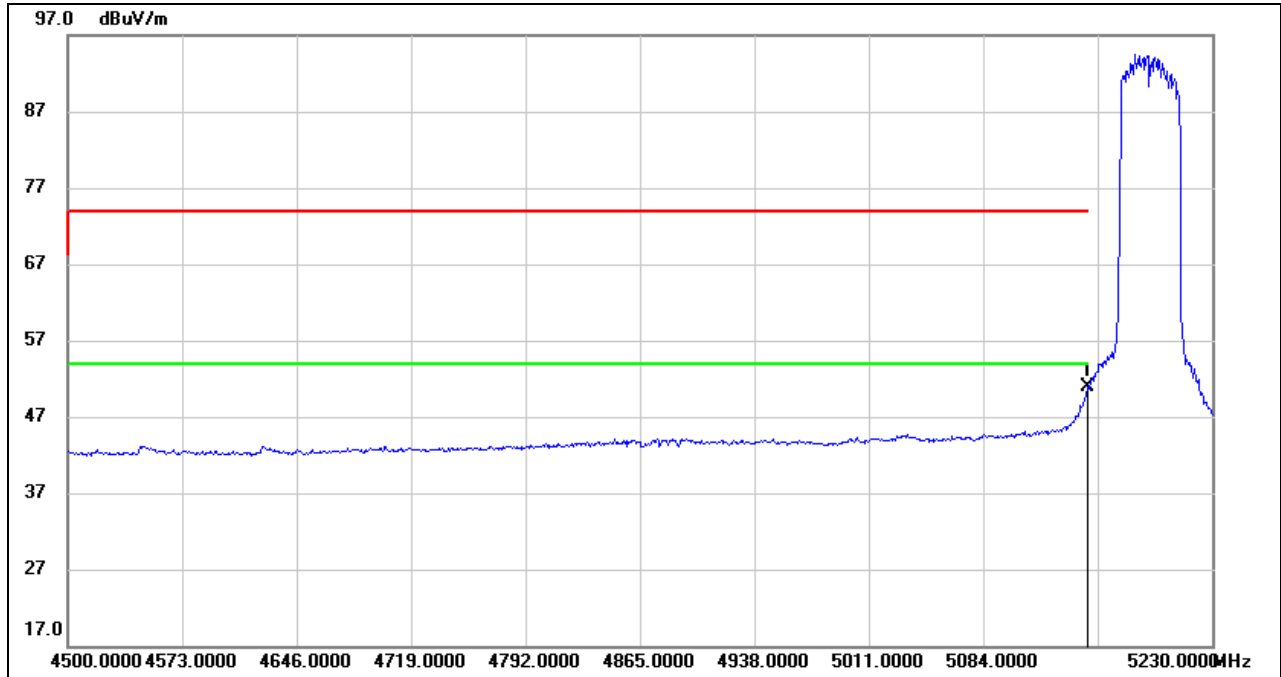


No.	Frequency (MHz)	Reading (dBuV)	Correct (dB/m)	Result (dBuV/m)	Limit (dBuV/m)	Margin (dB)	Remark
1	5150.000	28.84	40.46	69.30	74.00	-4.70	peak

- Note: 1. Measurement = Reading Level + Correct Factor.
 2. If Peak Result complies with AV limit, AV Result is deemed to comply with AV limit.
 3. Peak: Peak detector.
 4. Only the worst case emission will be recorder, if it complies with the limit, the other emissions deemed to comply with the limit.



AVG



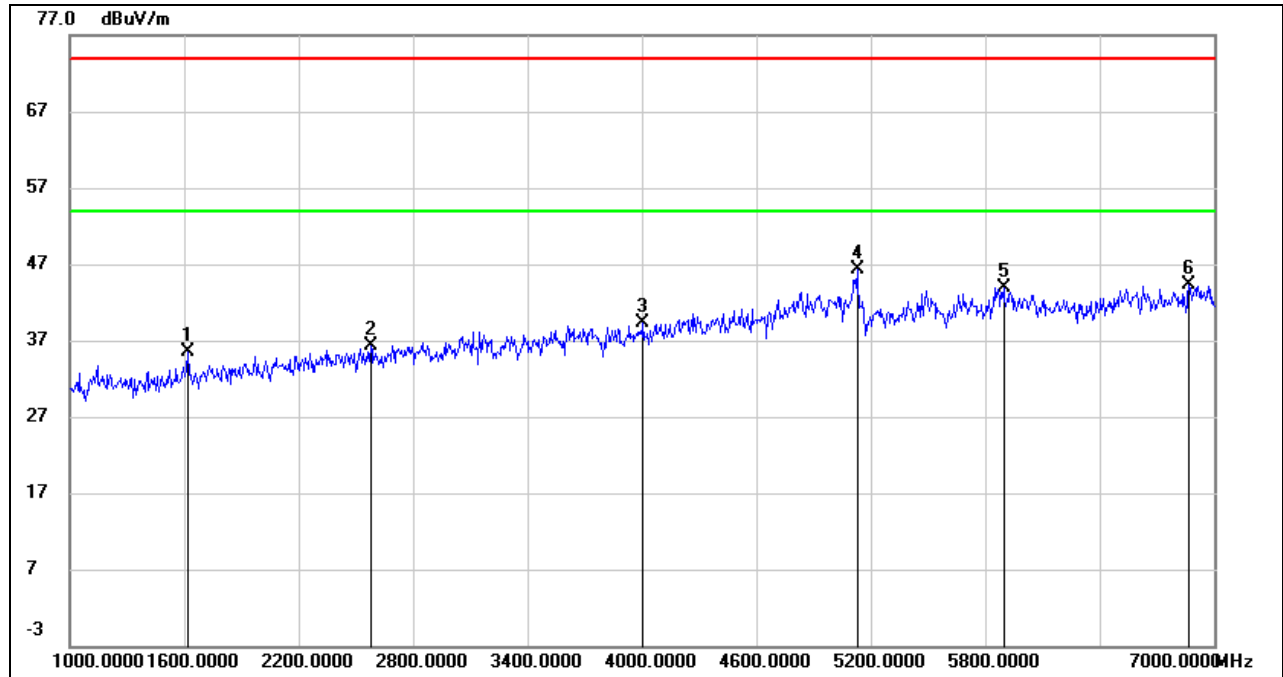
No.	Frequency (MHz)	Reading (dBuV)	Correct (dB/m)	Result (dBuV/m)	Limit (dBuV/m)	Margin (dB)	Remark
1	5150.000	10.40	40.46	50.86	54.00	-3.14	AVG

- Note:
1. Measurement = Reading Level + Correct Factor.
 2. AVG: $VBW=1/Ton$ where: ton is transmit duration.
 3. For duty cycle, please refer to clause 7.1.
 4. Only the worst case emission will be recorder, if it complies with the limit, the other emissions deemed to comply with the limit.



HARMONICS AND SPURIOUS EMISSIONS LOW CHANNEL

HORIZONTAL RESULTS
1-7GHz

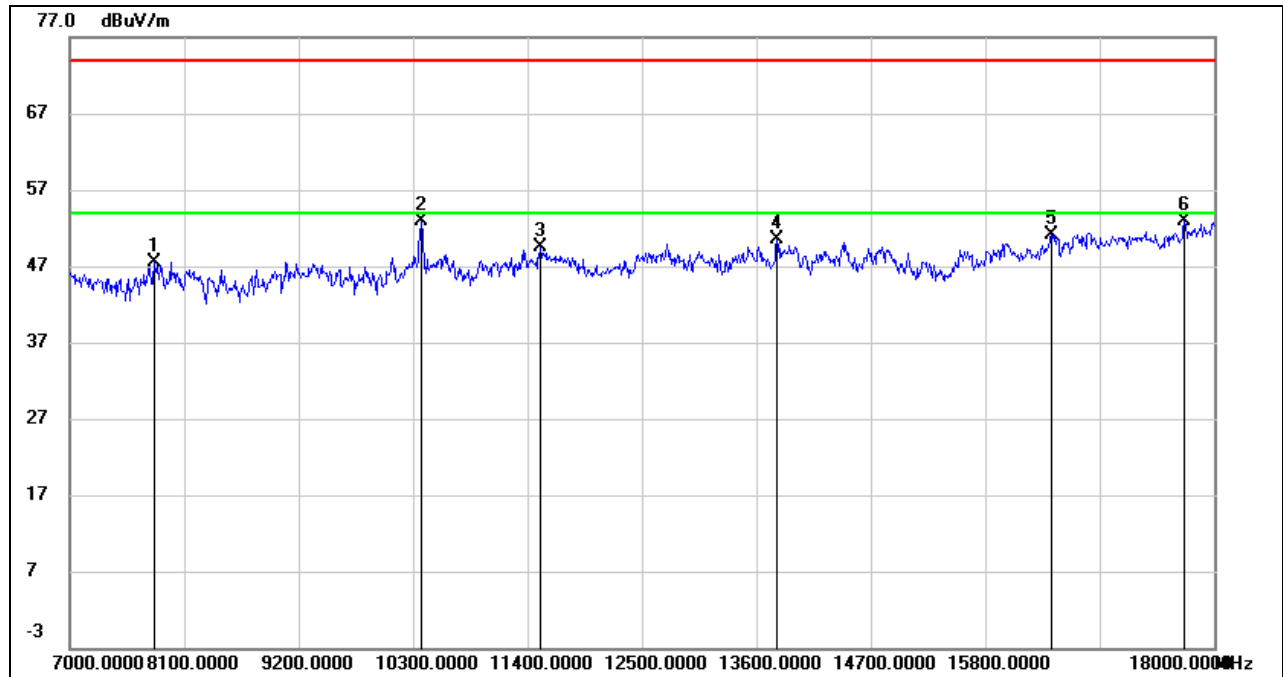


No.	Frequency (MHz)	Reading (dBuV)	Correct (dB/m)	Result (dBuV/m)	Limit (dBuV/m)	Margin (dB)	Remark
1	1618.000	46.51	-11.09	35.42	74.00	-38.58	peak
2	2578.000	43.68	-7.47	36.21	74.00	-37.79	peak
3	4006.000	41.67	-2.36	39.31	74.00	-34.69	peak
4	5128.000	43.36	2.89	46.25	74.00	-27.75	peak
5	5896.000	38.54	5.36	43.90	74.00	-30.10	peak
6	6868.000	37.61	6.79	44.40	74.00	-29.60	peak

Note: 1. Measurement = Reading Level + Correct Factor.
 2. If Peak Result complies with AV limit, AV Result is deemed to comply with AV limit.
 3. Peak: Peak detector.
 4. Filter losses were only considered in the spurious frequency bands and the authorized band was not corrected for Band reject filter losses.
 5. Proper operation of the transmitter prior to adding the filter to the measurement chain.
 6. Owing to the highest peak level of unwanted emission out of the restricted bands complies with the lowest limit(54dBuV/m), so all the test point were deemed to comply with the limits list in the standard.



HORIZONTAL RESULTS
7-18GHz

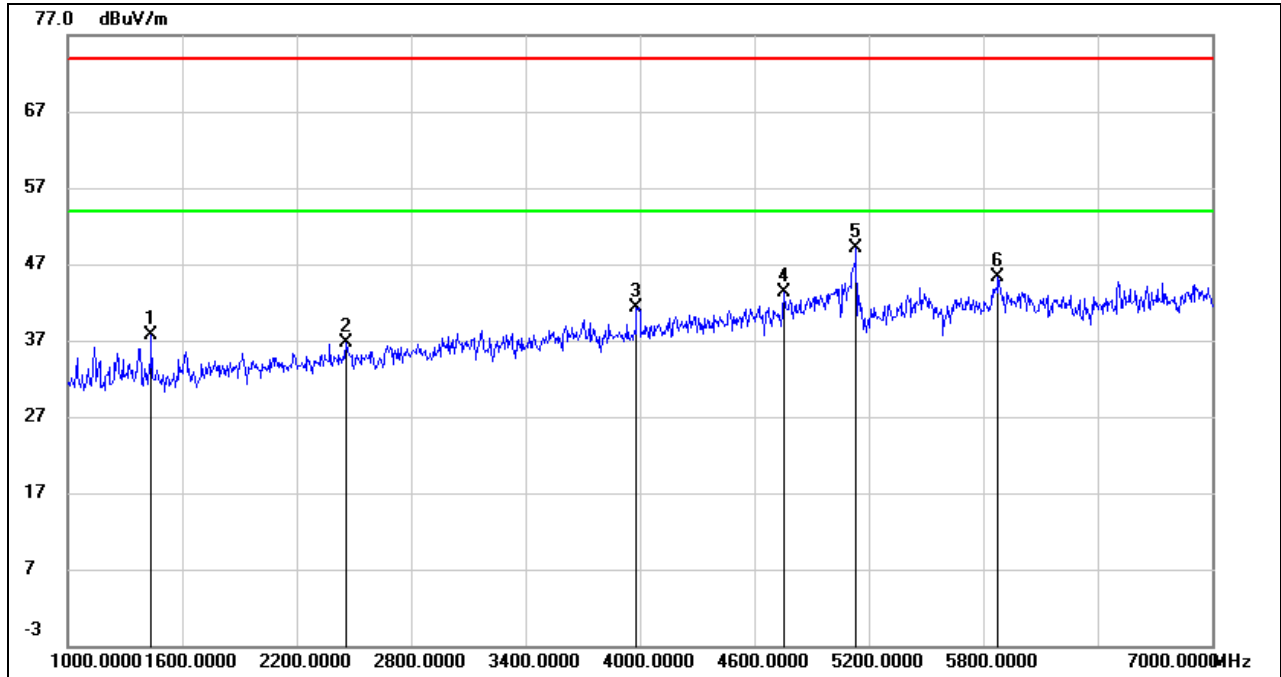


No.	Frequency (MHz)	Reading (dBuV)	Correct (dB/m)	Result (dBuV/m)	Limit (dBuV/m)	Margin (dB)	Remark
1	7814.000	39.41	8.10	47.51	74.00	-26.49	peak
2	10377.000	41.66	11.20	52.86	74.00	-21.14	peak
3	11521.000	36.13	13.40	49.53	74.00	-24.47	peak
4	13798.000	33.43	17.05	50.48	74.00	-23.52	peak
5	16438.000	31.73	19.41	51.14	74.00	-22.86	peak
6	17714.000	30.22	22.62	52.84	74.00	-21.16	peak

Note: 1. Measurement = Reading Level + Correct Factor.
 2. If Peak Result complies with AV limit, AV Result is deemed to comply with AV limit.
 3. Peak: Peak detector.
 4. Filter losses were only considered in the spurious frequency bands and the authorized band was not corrected for High Pass Filter losses.
 5. Proper operation of the transmitter prior to adding the filter to the measurement chain.
 6. Owing to the highest peak level of unwanted emission out of the restricted bands complies with the lowest limit(54dBuV/m), so all the test point were deemed to comply with the limits list in the standard.



VERTICAL RESULTS
1-7GHz

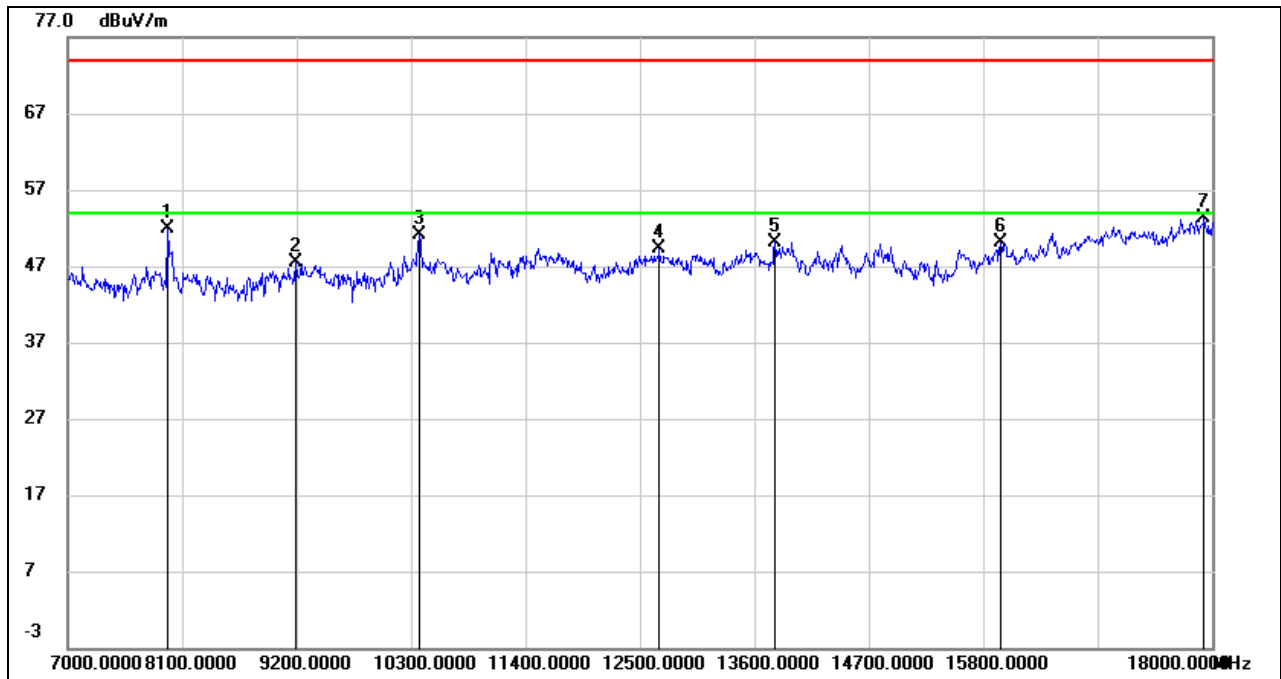


No.	Frequency (MHz)	Reading (dBuV)	Correct (dB/m)	Result (dBuV/m)	Limit (dBuV/m)	Margin (dB)	Remark
1	1438.000	49.96	-12.18	37.78	74.00	-36.22	peak
2	2458.000	44.09	-7.46	36.63	74.00	-37.37	peak
3	3982.000	43.80	-2.40	41.40	74.00	-32.60	peak
4	4756.000	41.82	1.43	43.25	74.00	-30.75	peak
5	5134.000	46.28	2.91	49.19	74.00	-24.81	peak
6	5878.000	40.24	5.03	45.27	74.00	-28.73	peak

Note: 1. Measurement = Reading Level + Correct Factor.
 2. If Peak Result complies with AV limit, AV Result is deemed to comply with AV limit.
 3. Peak: Peak detector.
 4. Filter losses were only considered in the spurious frequency bands and the authorized band was not corrected for Band reject filter losses.
 5. Proper operation of the transmitter prior to adding the filter to the measurement chain.
 6. Owing to the highest peak level of unwanted emission out of the restricted bands complies with the lowest limit(54dBuV/m), so all the test point were deemed to comply with the limits list in the standard.



7-18GHz



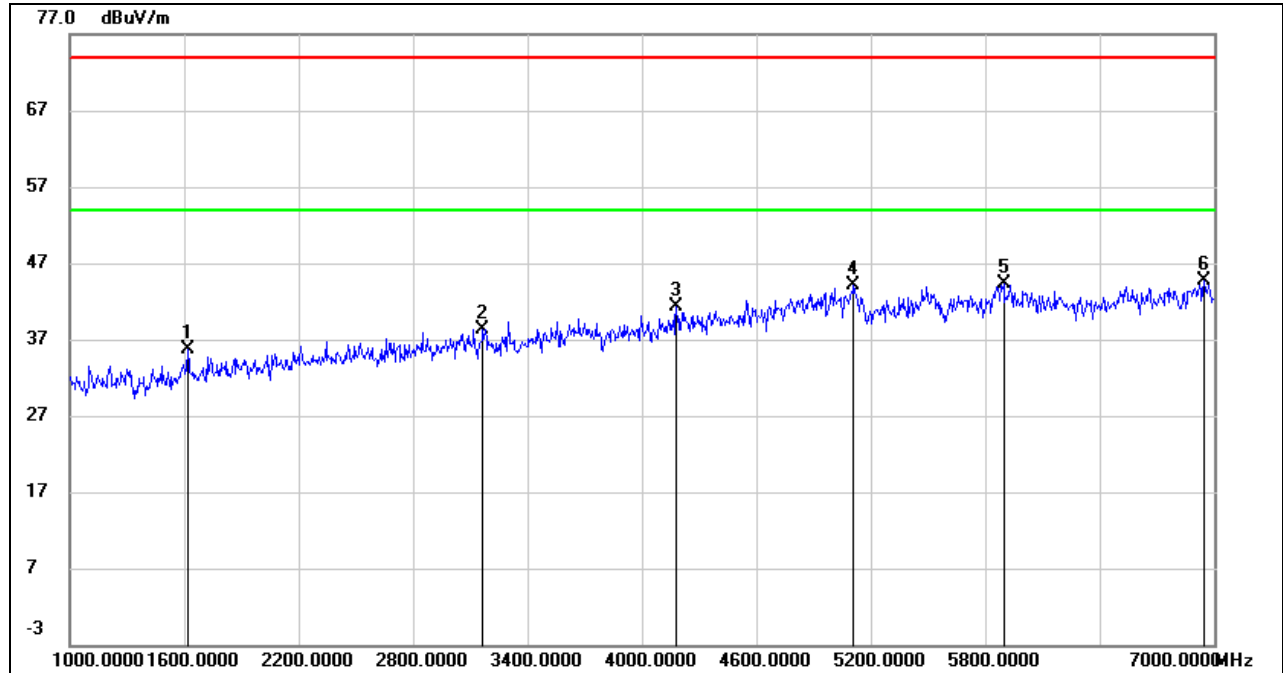
No.	Frequency (MHz)	Reading (dBuV)	Correct (dB/m)	Result (dBuV/m)	Limit (dBuV/m)	Margin (dB)	Remark
1	7957.000	44.36	7.50	51.86	74.00	-22.14	peak
2	9189.000	38.59	8.95	47.54	74.00	-26.46	peak
3	10377.000	39.94	11.20	51.14	74.00	-22.86	peak
4	12687.000	34.93	14.40	49.33	74.00	-24.67	peak
5	13798.000	33.15	17.05	50.20	74.00	-23.80	peak
6	15965.000	32.28	17.76	50.04	74.00	-23.96	peak
7	17923.000	29.86	23.42	53.28	74.00	-20.72	peak

Note: 1. Measurement = Reading Level + Correct Factor.
 2. If Peak Result complies with AV limit, AV Result is deemed to comply with AV limit.
 3. Peak: Peak detector.
 4. Filter losses were only considered in the spurious frequency bands and the authorized band was not corrected for High Pass Filter losses.
 5. Proper operation of the transmitter prior to adding the filter to the measurement chain.
 6. Owing to the highest peak level of unwanted emission out of the restricted bands complies with the lowest limit(54dBuV/m), so all the test point were deemed to comply with the limits list in the standard.



HARMONICS AND SPURIOUS EMISSIONS HIGH CHANNEL

HORIZONTAL RESULTS
1-7GHz

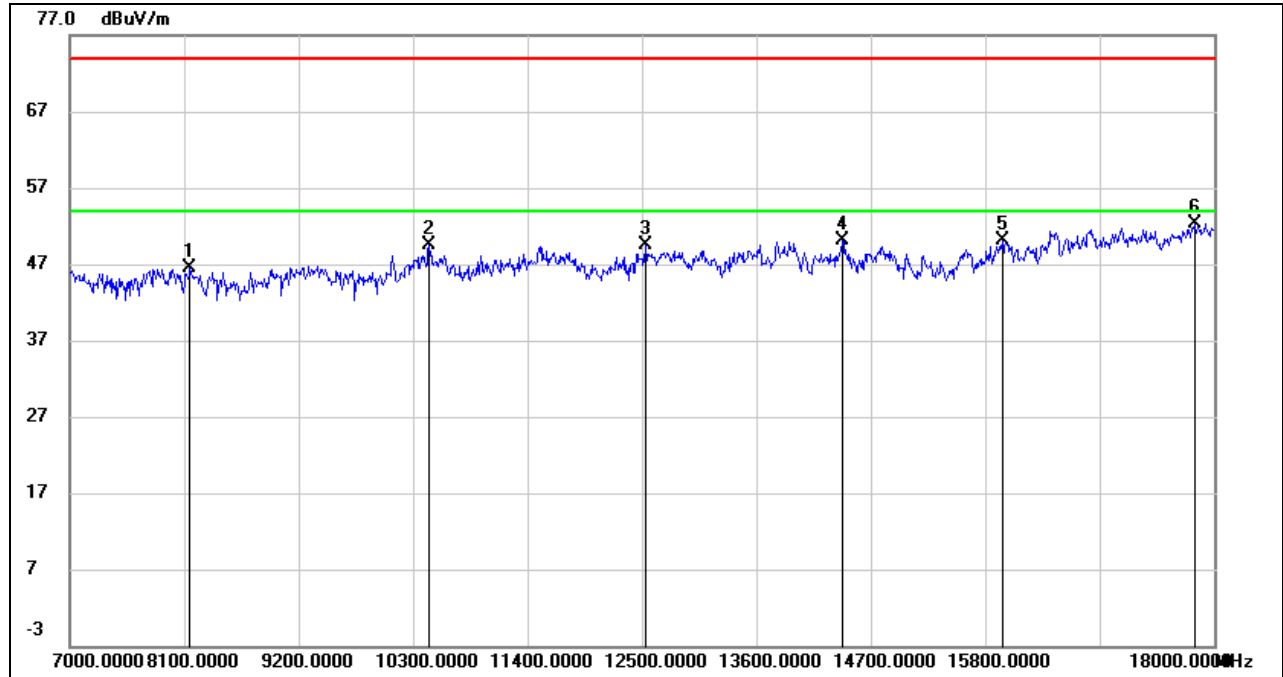


No.	Frequency (MHz)	Reading (dBuV)	Correct (dB/m)	Result (dBuV/m)	Limit (dBuV/m)	Margin (dB)	Remark
1	1618.000	46.86	-11.09	35.77	74.00	-38.23	peak
2	3166.000	42.97	-4.60	38.37	74.00	-35.63	peak
3	4180.000	42.40	-1.10	41.30	74.00	-32.70	peak
4	5110.000	41.24	2.85	44.09	74.00	-29.91	peak
5	5896.000	39.04	5.36	44.40	74.00	-29.60	peak
6	6946.000	37.49	7.23	44.72	74.00	-29.28	peak

Note: 1. Measurement = Reading Level + Correct Factor.
 2. If Peak Result complies with AV limit, AV Result is deemed to comply with AV limit.
 3. Peak: Peak detector.
 4. Filter losses were only considered in the spurious frequency bands and the authorized band was not corrected for Band reject filter losses.
 5. Proper operation of the transmitter prior to adding the filter to the measurement chain.
 6. Owing to the highest peak level of unwanted emission out of the restricted bands complies with the lowest limit(54dBuV/m), so all the test point were deemed to comply with the limits list in the standard.



HORIZONTAL RESULTS
7-18GHz

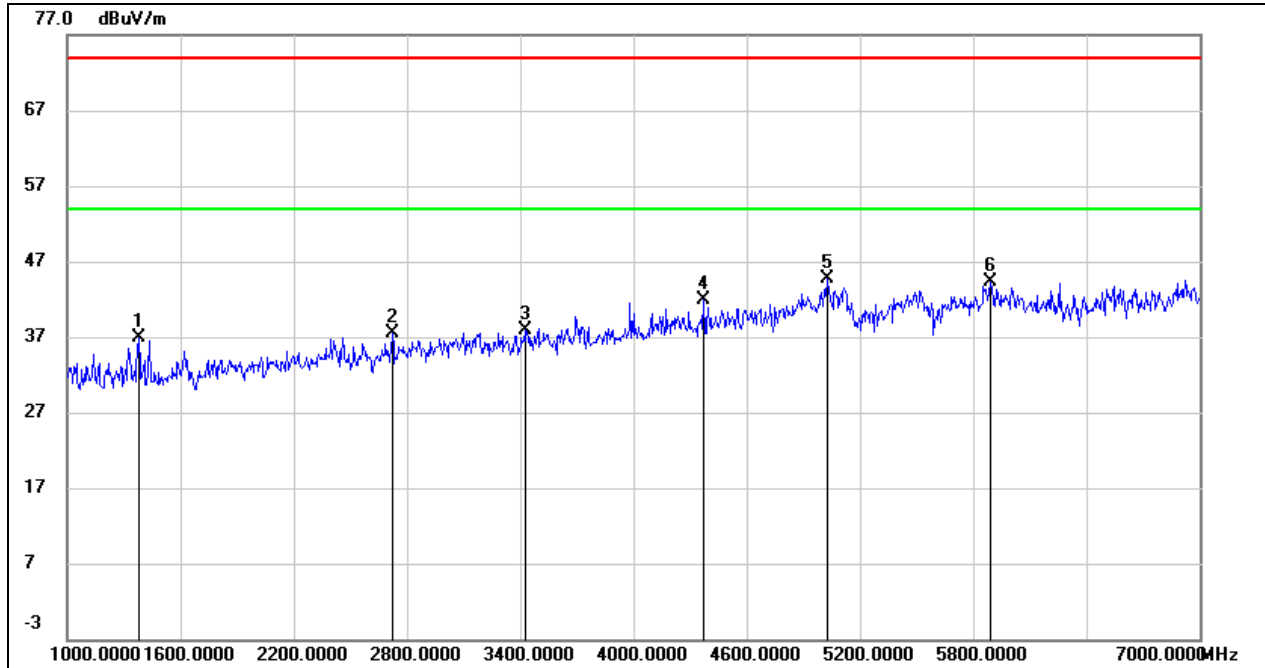


No.	Frequency (MHz)	Reading (dBuV)	Correct (dB/m)	Result (dBuV/m)	Limit (dBuV/m)	Margin (dB)	Remark
1	8155.000	38.00	8.52	46.52	74.00	-27.48	peak
2	10454.000	38.19	11.27	49.46	74.00	-24.54	peak
3	12533.000	34.76	14.65	49.41	74.00	-24.59	peak
4	14425.000	33.46	16.65	50.11	74.00	-23.89	peak
5	15965.000	32.39	17.76	50.15	74.00	-23.85	peak
6	17813.000	28.81	23.41	52.22	74.00	-21.78	peak

Note: 1. Measurement = Reading Level + Correct Factor.
 2. If Peak Result complies with AV limit, AV Result is deemed to comply with AV limit.
 3. Peak: Peak detector.
 4. Filter losses were only considered in the spurious frequency bands and the authorized band was not corrected for High Pass Filter losses.
 5. Proper operation of the transmitter prior to adding the filter to the measurement chain.
 6. Owing to the highest peak level of unwanted emission out of the restricted bands complies with the lowest limit(54dBuV/m), so all the test point were deemed to comply with the limits list in the standard.



VERTICAL RESULTS
1-7GHz

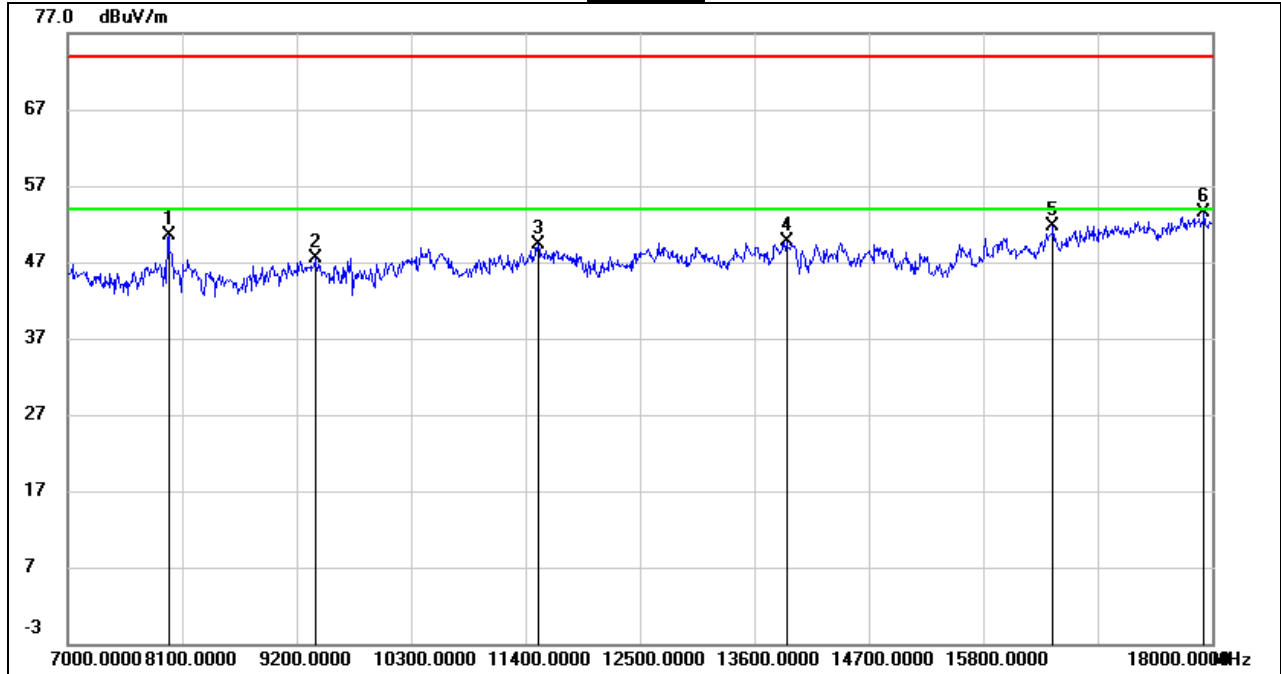


No.	Frequency (MHz)	Reading (dBuV)	Correct (dB/m)	Result (dBuV/m)	Limit (dBuV/m)	Margin (dB)	Remark
1	1378.000	49.16	-12.28	36.88	74.00	-37.12	peak
2	2722.000	43.93	-6.50	37.43	74.00	-36.57	peak
3	3424.000	42.33	-4.39	37.94	74.00	-36.06	peak
4	4372.000	42.73	-0.74	41.99	74.00	-32.01	peak
5	5026.000	41.88	2.73	44.61	74.00	-29.39	peak
6	5890.000	39.07	5.26	44.33	74.00	-29.67	peak

Note: 1. Measurement = Reading Level + Correct Factor.
 2. If Peak Result complies with AV limit, AV Result is deemed to comply with AV limit.
 3. Peak: Peak detector.
 4. Filter losses were only considered in the spurious frequency bands and the authorized band was not corrected for Band reject filter losses.
 5. Proper operation of the transmitter prior to adding the filter to the measurement chain.
 6. Owing to the highest peak level of unwanted emission out of the restricted bands complies with the lowest limit(54dBuV/m), so all the test point were deemed to comply with the limits list in the standard.



7-18GHz



No.	Frequency (MHz)	Reading (dBuV)	Correct (dB/m)	Result (dBuV/m)	Limit (dBuV/m)	Margin (dB)	Remark
1	7968.000	43.02	7.49	50.51	74.00	-23.49	peak
2	9376.000	37.65	9.79	47.44	74.00	-26.56	peak
3	11521.000	35.92	13.40	49.32	74.00	-24.68	peak
4	13908.000	33.52	16.16	49.68	74.00	-24.32	peak
5	16471.000	32.10	19.52	51.62	74.00	-22.38	peak
6	17923.000	30.17	23.42	53.59	74.00	-20.41	peak

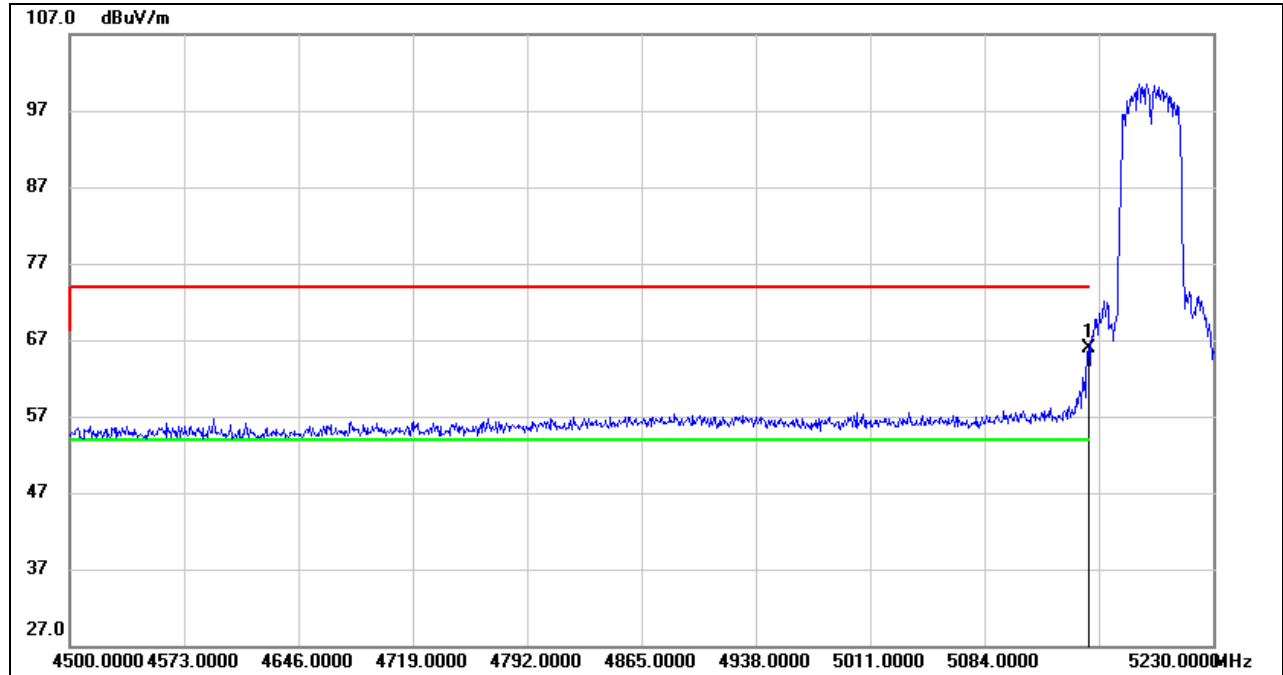
Note: 1. Measurement = Reading Level + Correct Factor.
 2. If Peak Result complies with AV limit, AV Result is deemed to comply with AV limit.
 3. Peak: Peak detector.
 4. Filter losses were only considered in the spurious frequency bands and the authorized band was not corrected for High Pass Filter losses.
 5. Proper operation of the transmitter prior to adding the filter to the measurement chain.
 6. Owing to the highest peak level of unwanted emission out of the restricted bands complies with the lowest limit(54dBuV/m), so all the test point were deemed to comply with the limits list in the standard.



2TX MODE ANT:WCT5H-40

RESTRICTED BANDEDGE LOW CHANNEL

HORIZONTAL RESULTS
PEAK

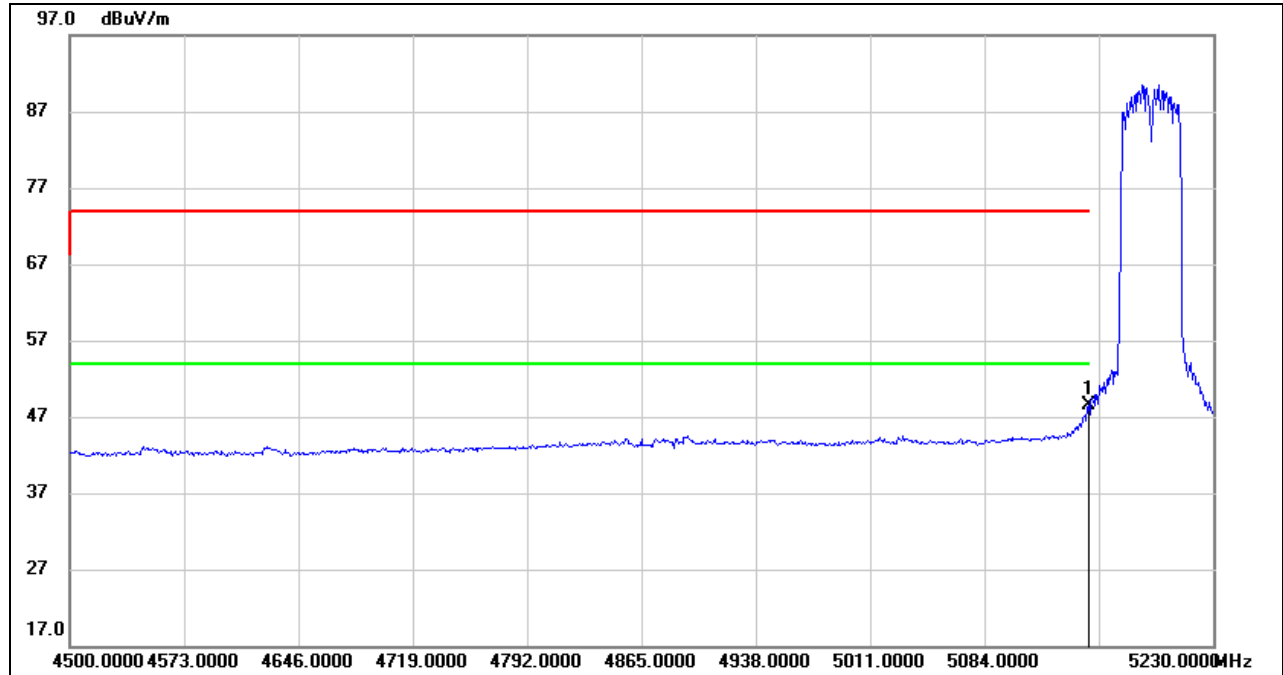


No.	Frequency (MHz)	Reading (dBuV)	Correct (dB/m)	Result (dBuV/m)	Limit (dBuV/m)	Margin (dB)	Remark
1	5150.000	25.38	40.46	65.84	74.00	-8.16	peak

- Note:
1. Measurement = Reading Level + Correct Factor.
 2. If Peak Result complies with AV limit, AV Result is deemed to comply with AV limit.
 3. Peak: Peak detector.
 4. Only the worst case emission will be recorder, if it complies with the limit, the other emissions deemed to comply with the limit.



AVG

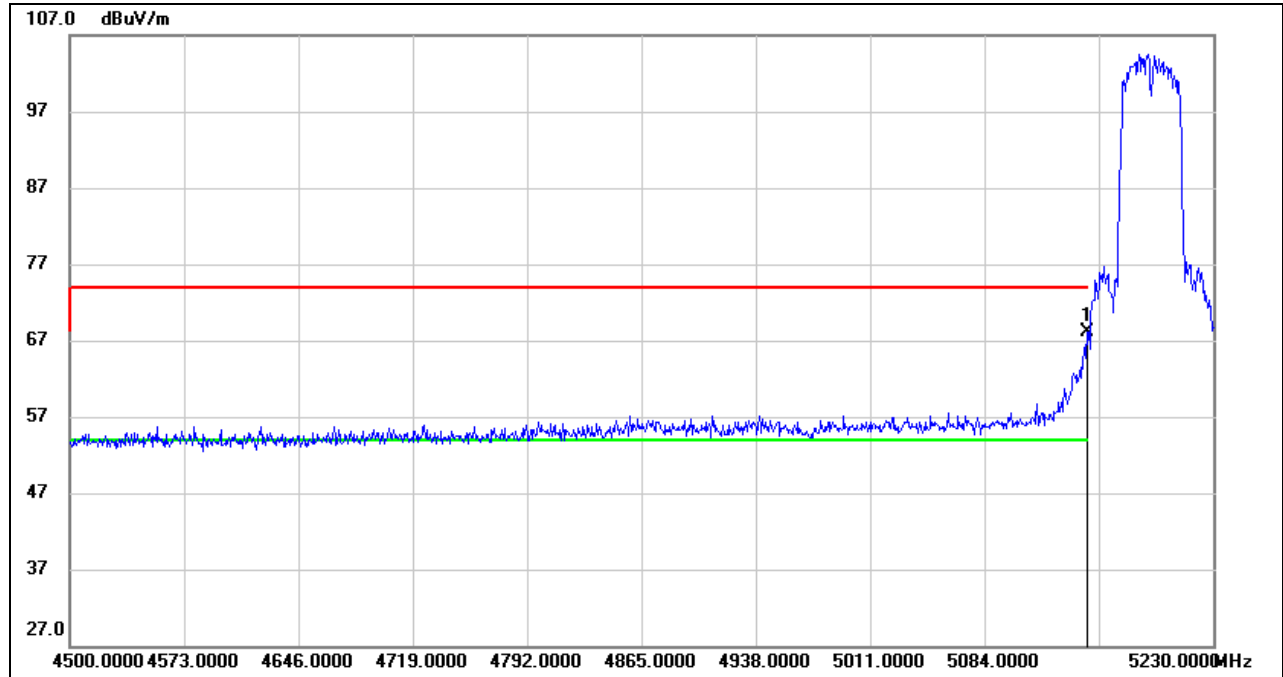


No.	Frequency (MHz)	Reading (dBuV)	Correct (dB/m)	Result (dBuV/m)	Limit (dBuV/m)	Margin (dB)	Remark
1	5150.000	8.00	40.46	48.46	54.00	-5.54	AVG

- Note:
1. Measurement = Reading Level + Correct Factor.
 2. AVG: $VBW=1/Ton$ where: ton is transmit duration.
 3. For duty cycle, please refer to clause 7.1.
 4. Only the worst case emission will be recorder, if it complies with the limit, the other emissions deemed to comply with the limit.



VERTICAL RESULTS
PEAK

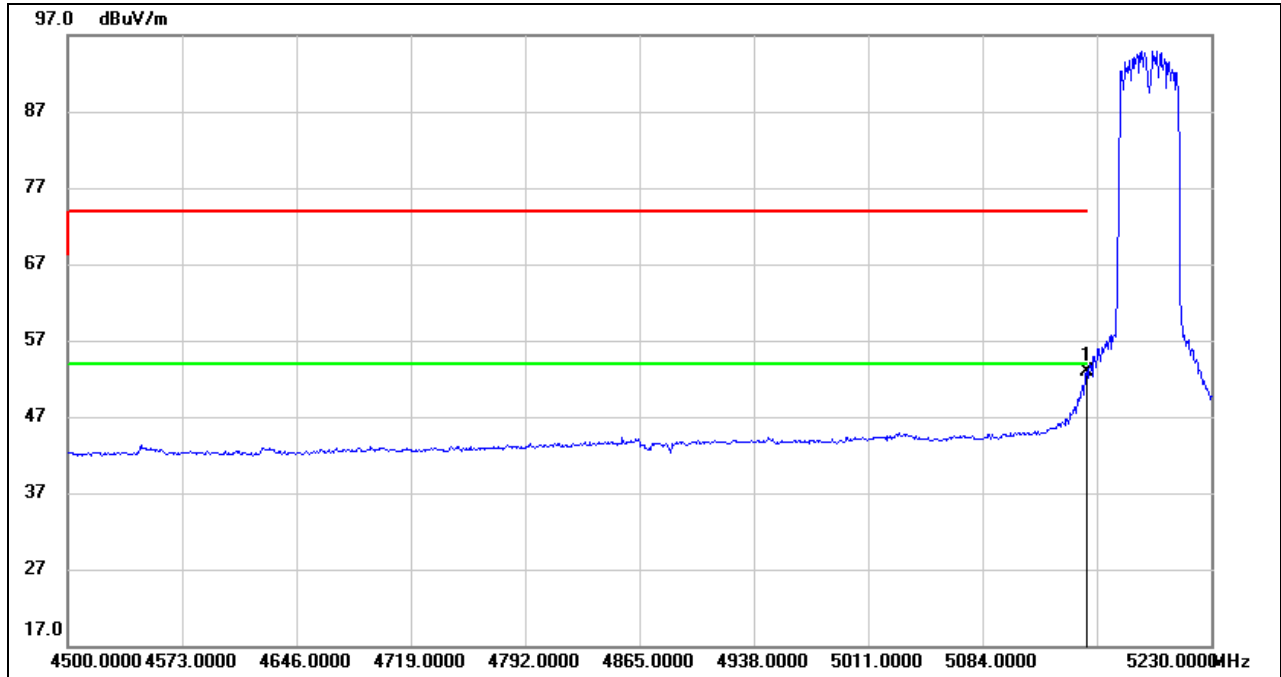


No.	Frequency (MHz)	Reading (dBuV)	Correct (dB/m)	Result (dBuV/m)	Limit (dBuV/m)	Margin (dB)	Remark
1	5150.000	27.56	40.46	68.02	74.00	-5.98	peak

- Note: 1. Measurement = Reading Level + Correct Factor.
 2. If Peak Result complies with AV limit, AV Result is deemed to comply with AV limit.
 3. Peak: Peak detector.
 4. Only the worst case emission will be recorder, if it complies with the limit, the other emissions deemed to comply with the limit.



AVG



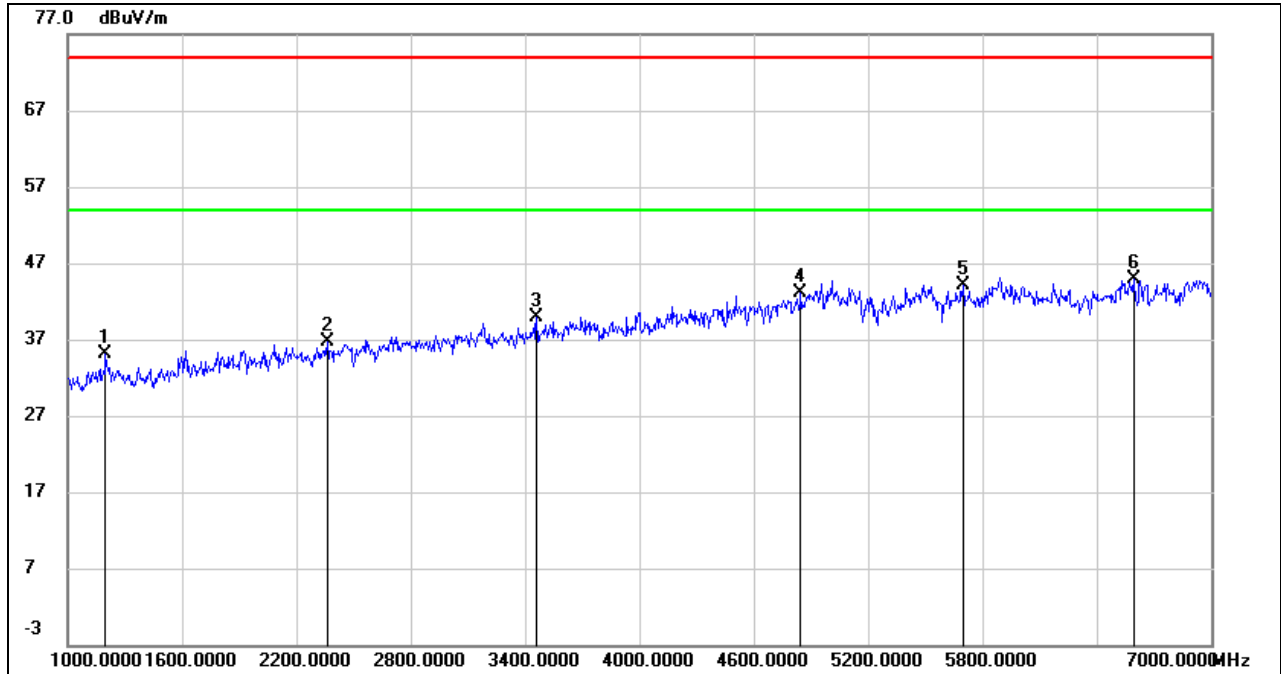
No.	Frequency (MHz)	Reading (dBuV)	Correct (dB/m)	Result (dBuV/m)	Limit (dBuV/m)	Margin (dB)	Remark
1	5150.000	12.48	40.46	52.94	54.00	-1.06	AVG

- Note: 1. Measurement = Reading Level + Correct Factor.
2. AVG: $VBW=1/Ton$ where: ton is transmit duration.
3. For duty cycle, please refer to clause 7.1.
4. Only the worst case emission will be recorder, if it complies with the limit, the other emissions deemed to comply with the limit.



HARMONICS AND SPURIOUS EMISSIONS LOW CHANNEL

HORIZONTAL RESULTS
1-7GHz

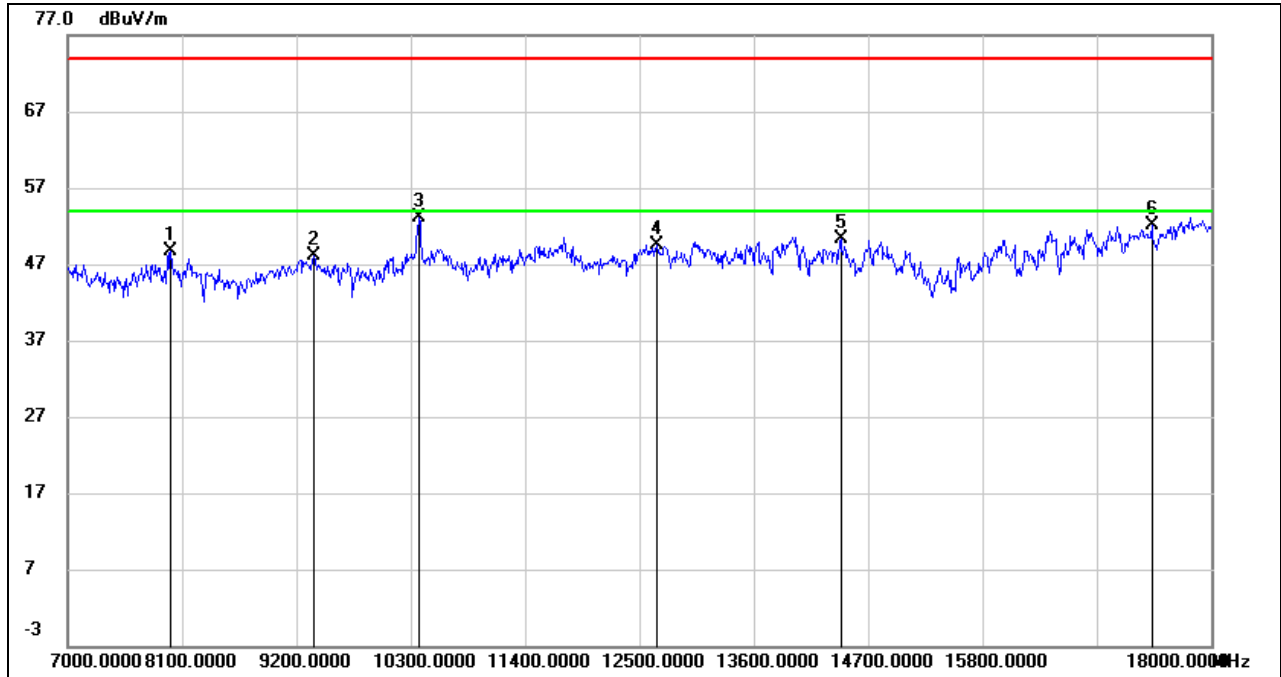


No.	Frequency (MHz)	Reading (dBuV)	Correct (dB/m)	Result (dBuV/m)	Limit (dBuV/m)	Margin (dB)	Remark
1	1198.000	47.62	-12.61	35.01	74.00	-38.99	peak
2	2362.000	44.61	-7.87	36.74	74.00	-37.26	peak
3	3460.000	43.95	-4.14	39.81	74.00	-34.19	peak
4	4846.000	41.16	2.00	43.16	74.00	-30.84	peak
5	5698.000	40.26	3.87	44.13	74.00	-29.87	peak
6	6592.000	38.45	6.48	44.93	74.00	-29.07	peak

Note: 1. Measurement = Reading Level + Correct Factor.
 2. If Peak Result complies with AV limit, AV Result is deemed to comply with AV limit.
 3. Peak: Peak detector.
 4. Filter losses were only considered in the spurious frequency bands and the authorized band was not corrected for Band reject filter losses.
 5. Proper operation of the transmitter prior to adding the filter to the measurement chain.
 6. Owing to the highest peak level of unwanted emission out of the restricted bands complies with the lowest limit(54dBuV/m), so all the test point were deemed to comply with the limits list in the standard.



HORIZONTAL RESULTS
7-18GHz

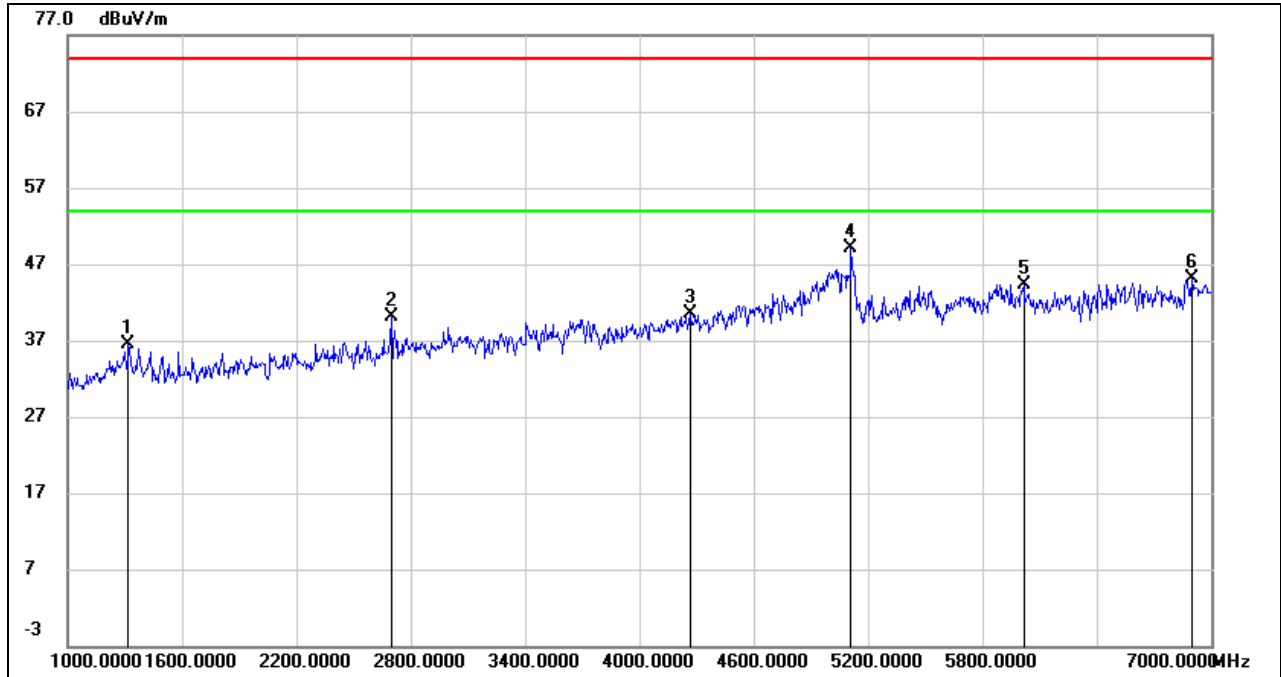


No.	Frequency (MHz)	Reading (dBuV)	Correct (dB/m)	Result (dBuV/m)	Limit (dBuV/m)	Margin (dB)	Remark
1	7990.000	41.27	7.45	48.72	74.00	-25.28	peak
2	9365.000	38.47	9.72	48.19	74.00	-25.81	peak
3	10377.000	41.88	11.20	53.08	74.00	-20.92	peak
4	12665.000	35.10	14.35	49.45	74.00	-24.55	peak
5	14436.000	33.60	16.64	50.24	74.00	-23.76	peak
6	17428.000	30.53	21.50	52.03	74.00	-21.97	peak

Note: 1. Measurement = Reading Level + Correct Factor.
 2. If Peak Result complies with AV limit, AV Result is deemed to comply with AV limit.
 3. Peak: Peak detector.
 4. Filter losses were only considered in the spurious frequency bands and the authorized band was not corrected for High Pass Filter losses.
 5. Proper operation of the transmitter prior to adding the filter to the measurement chain.
 6. Owing to the highest peak level of unwanted emission out of the restricted bands complies with the lowest limit(54dBuV/m), so all the test point were deemed to comply with the limits list in the standard.



VERTICAL RESULTS
1-7GHz

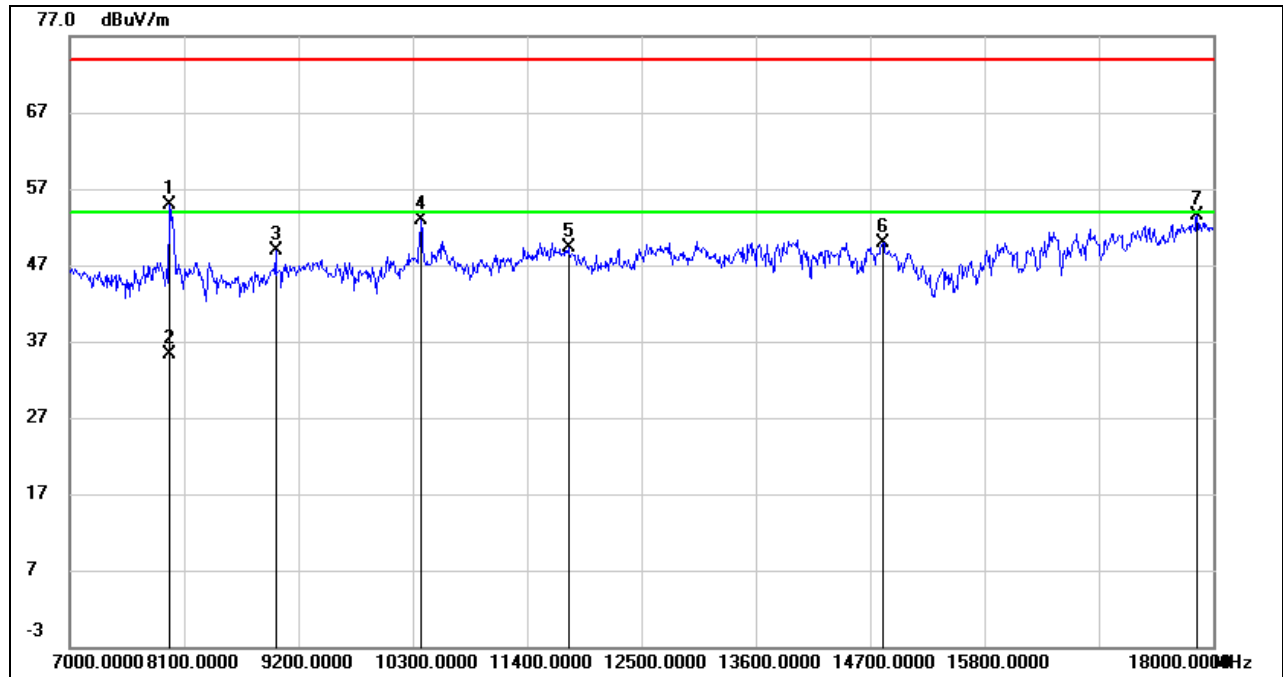


No.	Frequency (MHz)	Reading (dBuV)	Correct (dB/m)	Result (dBuV/m)	Limit (dBuV/m)	Margin (dB)	Remark
1	1318.000	48.89	-12.32	36.57	74.00	-37.43	peak
2	2698.000	46.73	-6.65	40.08	74.00	-33.92	peak
3	4264.000	41.42	-0.96	40.46	74.00	-33.54	peak
4	5110.000	46.32	2.85	49.17	74.00	-24.83	peak
5	6016.000	40.04	4.34	44.38	74.00	-29.62	peak
6	6898.000	37.91	7.14	45.05	74.00	-28.95	peak

Note: 1. Measurement = Reading Level + Correct Factor.
 2. If Peak Result complies with AV limit, AV Result is deemed to comply with AV limit.
 3. Peak: Peak detector.
 4. Filter losses were only considered in the spurious frequency bands and the authorized band was not corrected for Band reject filter losses.
 5. Proper operation of the transmitter prior to adding the filter to the measurement chain.
 6. Owing to the highest peak level of unwanted emission out of the restricted bands complies with the lowest limit(54dBuV/m), so all the test point were deemed to comply with the limits list in the standard.



7-18GHz



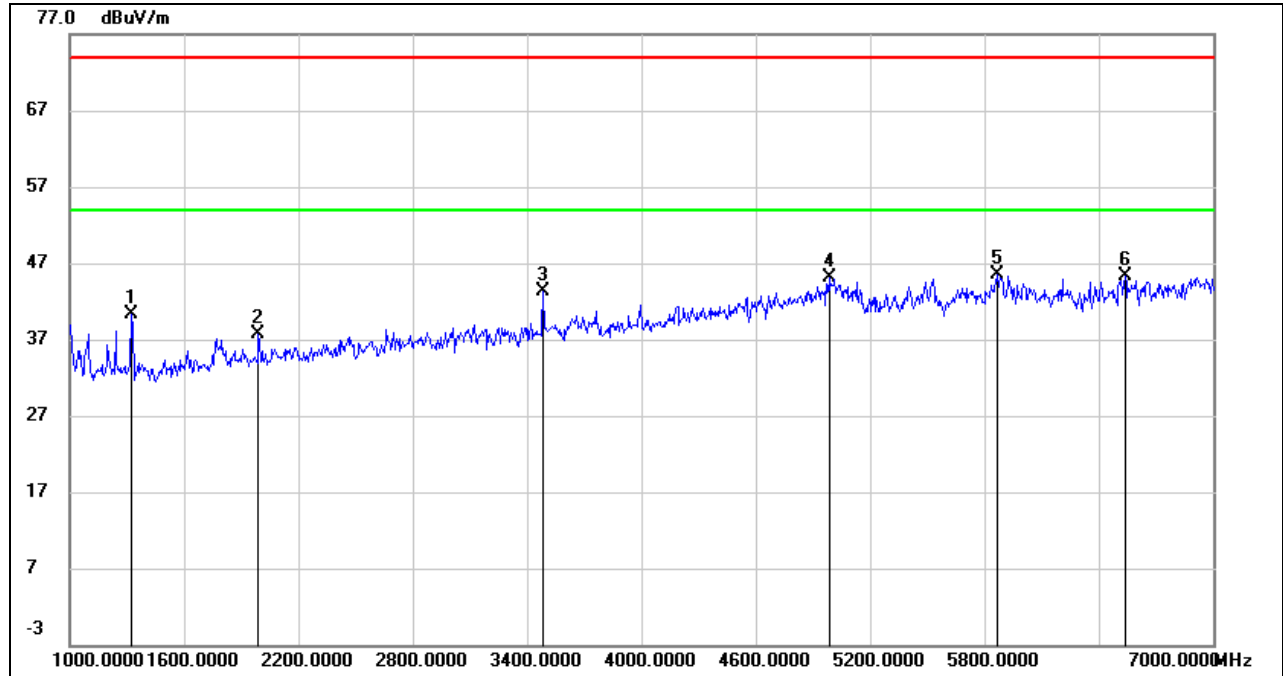
No.	Frequency (MHz)	Reading (dBuV)	Correct (dB/m)	Result (dBuV/m)	Limit (dBuV/m)	Margin (dB)	Remark
1	7966.135	47.33	7.49	54.82	74.00	-19.18	peak
2	7966.135	27.84	7.49	35.33	54.00	-18.67	AVG
3	8980.000	39.60	9.23	48.83	74.00	-25.17	peak
4	10377.000	41.79	11.20	52.99	74.00	-21.01	peak
5	11796.000	36.05	13.26	49.31	74.00	-24.69	peak
6	14821.000	33.91	16.09	50.00	74.00	-24.00	peak
7	17846.000	30.02	23.41	53.43	74.00	-20.57	peak

- Note:
1. Measurement = Reading Level + Correct Factor.
 2. If Peak Result complies with AV limit, AV Result is deemed to comply with AV limit.
 3. Peak: Peak detector.
 4. AVG: $VBW=1/T_{on}$ where: t_{on} is transmit duration.
 5. For transmit duration, please refer to clause 7.1.
 6. Filter losses were only considered in the spurious frequency bands and the authorized band was not corrected for High Pass Filter losses.
 7. Proper operation of the transmitter prior to adding the filter to the measurement chain.
 8. Owing to the highest peak level of unwanted emission out of the restricted bands complies with the lowest limit(54dBuV/m), so all the test point were deemed to comply with the limits list in the standard.



HARMONICS AND SPURIOUS EMISSIONS HIGH CHANNEL

HORIZONTAL RESULTS
1-7GHz

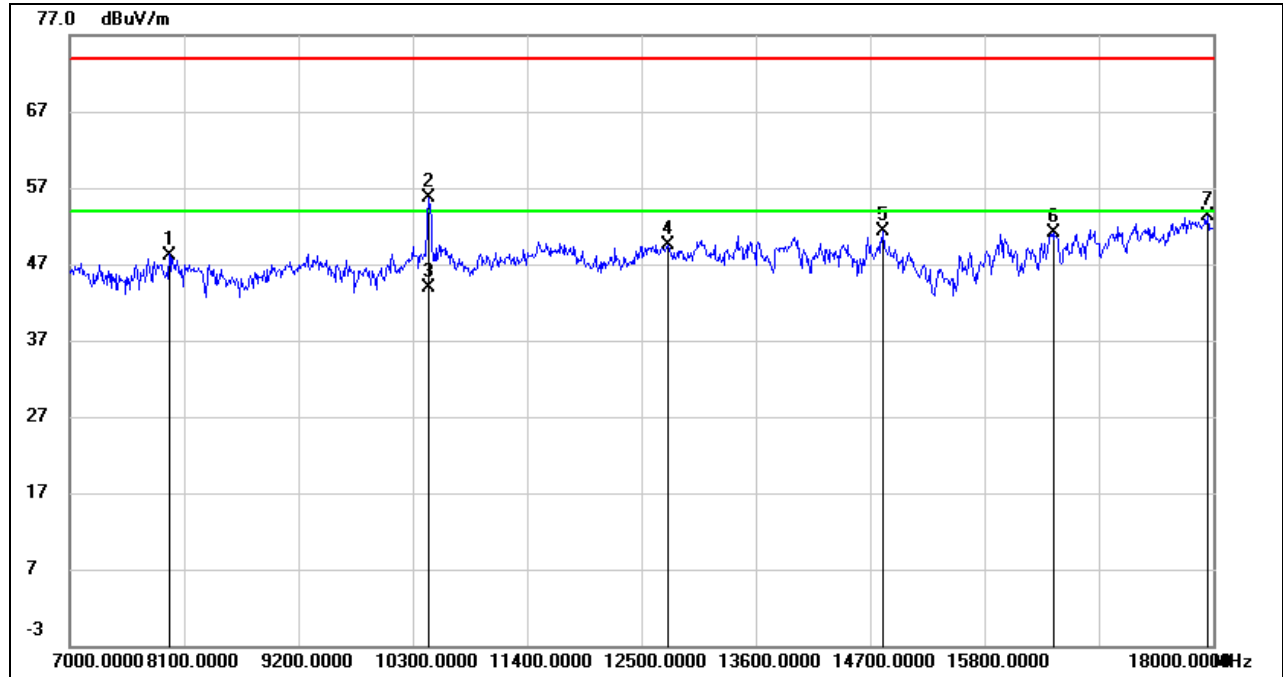


No.	Frequency (MHz)	Reading (dBuV)	Correct (dB/m)	Result (dBuV/m)	Limit (dBuV/m)	Margin (dB)	Remark
1	1324.000	52.59	-12.31	40.28	74.00	-33.72	peak
2	1990.000	47.61	-9.86	37.75	74.00	-36.25	peak
3	3484.000	47.33	-3.98	43.35	74.00	-30.65	peak
4	4984.000	42.43	2.66	45.09	74.00	-28.91	peak
5	5866.000	40.63	4.82	45.45	74.00	-28.55	peak
6	6538.000	38.48	6.86	45.34	74.00	-28.66	peak

Note: 1. Measurement = Reading Level + Correct Factor.
 2. If Peak Result complies with AV limit, AV Result is deemed to comply with AV limit.
 3. Peak: Peak detector.
 4. Filter losses were only considered in the spurious frequency bands and the authorized band was not corrected for Band reject filter losses.
 5. Proper operation of the transmitter prior to adding the filter to the measurement chain.
 6. Owing to the highest peak level of unwanted emission out of the restricted bands complies with the lowest limit(54dBuV/m), so all the test point were deemed to comply with the limits list in the standard.



HORIZONTAL RESULTS
7-18GHz

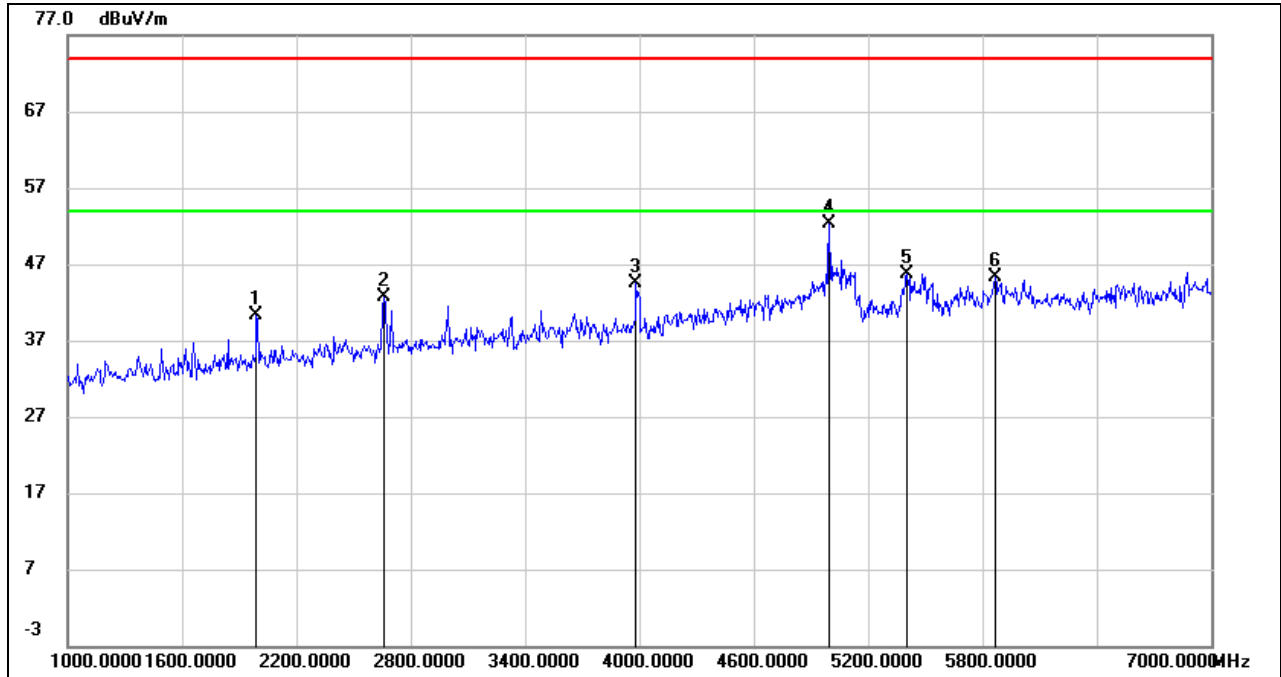


No.	Frequency (MHz)	Reading (dBuV)	Correct (dB/m)	Result (dBuV/m)	Limit (dBuV/m)	Margin (dB)	Remark
1	7957.000	40.70	7.50	48.20	74.00	-25.80	peak
2	10460.400	44.48	11.29	55.77	74.00	-18.23	peak
3	10460.400	32.54	11.29	43.83	54.00	-10.17	AVG
4	12753.000	34.20	15.36	49.56	74.00	-24.44	peak
5	14821.000	35.23	16.09	51.32	74.00	-22.68	peak
6	16460.000	31.69	19.49	51.18	74.00	-22.82	peak
7	17945.000	29.77	23.46	53.23	74.00	-20.77	peak

Note: 1. Measurement = Reading Level + Correct Factor.
 2. If Peak Result complies with AV limit, AV Result is deemed to comply with AV limit.
 3. Peak: Peak detector.
 4. AVG: $VBW=1/T_{on}$ where: t_{on} is transmit duration.
 5. For transmit duration, please refer to clause 7.1.
 6. Filter losses were only considered in the spurious frequency bands and the authorized band was not corrected for High Pass Filter losses.
 7. Proper operation of the transmitter prior to adding the filter to the measurement chain.
 8. Owing to the highest peak level of unwanted emission out of the restricted bands complies with the lowest limit(54dBuV/m), so all the test point were deemed to comply with the limits list in the standard.



VERTICAL RESULTS
1-7GHz

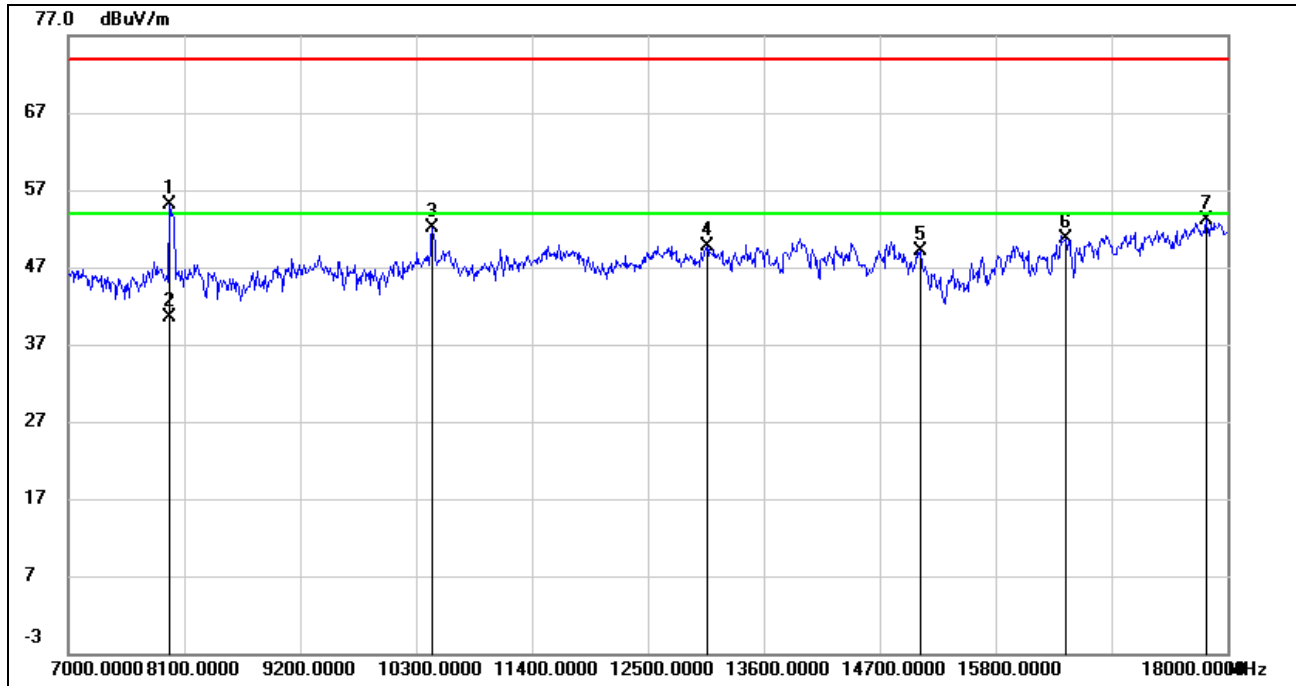


No.	Frequency (MHz)	Reading (dBuV)	Correct (dB/m)	Result (dBuV/m)	Limit (dBuV/m)	Margin (dB)	Remark
1	1990.000	50.14	-9.86	40.28	74.00	-33.72	peak
2	2656.000	49.80	-7.01	42.79	74.00	-31.21	peak
3	3982.000	46.83	-2.40	44.43	74.00	-29.57	peak
4	4996.000	49.65	2.68	52.33	74.00	-21.67	peak
5	5404.000	42.62	3.11	45.73	74.00	-28.27	peak
6	5866.000	40.45	4.82	45.27	74.00	-28.73	peak

Note: 1. Measurement = Reading Level + Correct Factor.
 2. If Peak Result complies with AV limit, AV Result is deemed to comply with AV limit.
 3. Peak: Peak detector.
 4. Filter losses were only considered in the spurious frequency bands and the authorized band was not corrected for Band reject filter losses.
 5. Proper operation of the transmitter prior to adding the filter to the measurement chain.
 6. Owing to the highest peak level of unwanted emission out of the restricted bands complies with the lowest limit(54dBuV/m), so all the test point were deemed to comply with the limits list in the standard.



7-18GHz



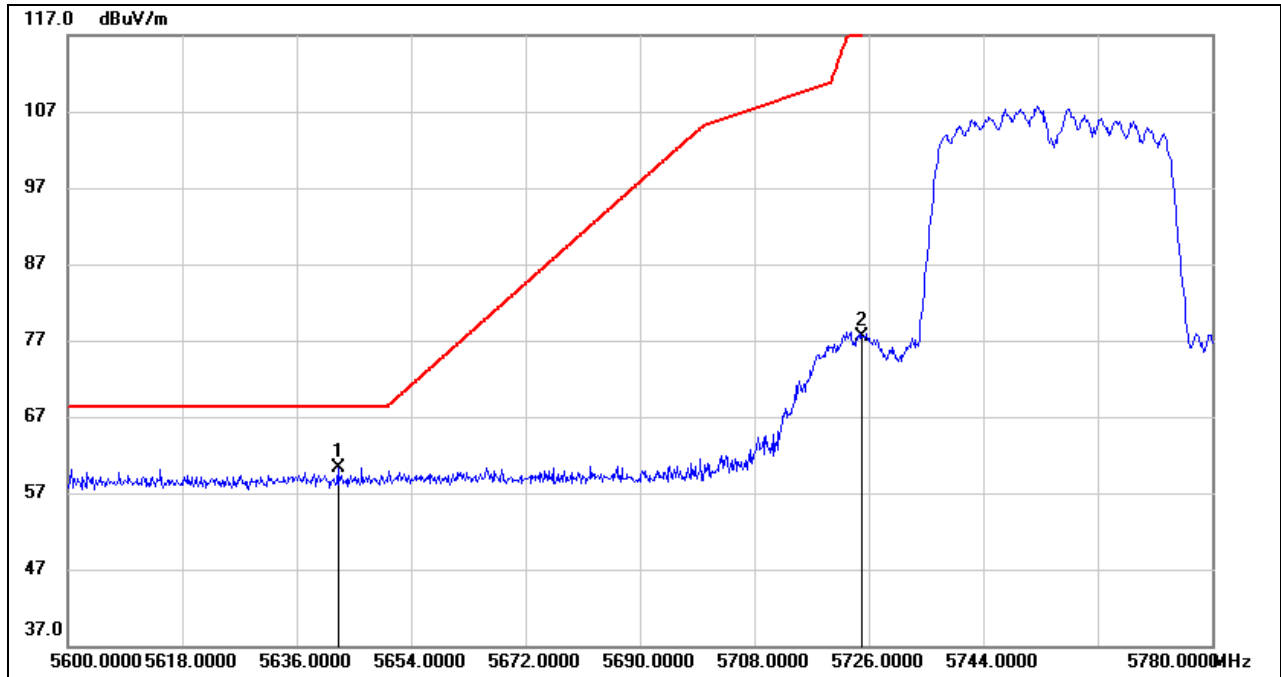
No.	Frequency (MHz)	Reading (dBuV)	Correct (dB/m)	Result (dBuV/m)	Limit (dBuV/m)	Margin (dB)	Remark
1	7957.000	47.61	7.50	55.11	74.00	-18.89	peak
2	7957.000	33.07	7.50	40.57	54.00	-13.43	AVG
3	10454.000	40.89	11.27	52.16	74.00	-21.84	peak
4	13061.000	34.49	15.23	49.72	74.00	-24.28	peak
5	15085.000	33.18	16.02	49.20	74.00	-24.80	peak
6	16471.000	31.20	19.52	50.72	74.00	-23.28	peak
7	17802.000	29.72	23.41	53.13	74.00	-20.87	peak

- Note: 1. Measurement = Reading Level + Correct Factor.
 2. If Peak Result complies with AV limit, AV Result is deemed to comply with AV limit.
 3. Peak: Peak detector.
 4. AVG: $VBW=1/Ton$ where: ton is transmit duration.
 5. For transmit duration, please refer to clause 7.1.
 6. Filter losses were only considered in the spurious frequency bands and the authorized band was not corrected for High Pass Filter losses.
 7. Proper operation of the transmitter prior to adding the filter to the measurement chain.
 8. Owing to the highest peak level of unwanted emission out of the restricted bands complies with the lowest limit(54dBuV/m), so all the test point were deemed to comply with the limits list in the standard.



8.3.2. UNII-3 BAND
2TX MODE ANT:WCT5J-20
RESTRICTED BANDEGE LOW CHANNEL

HORIZONTAL RESULTS

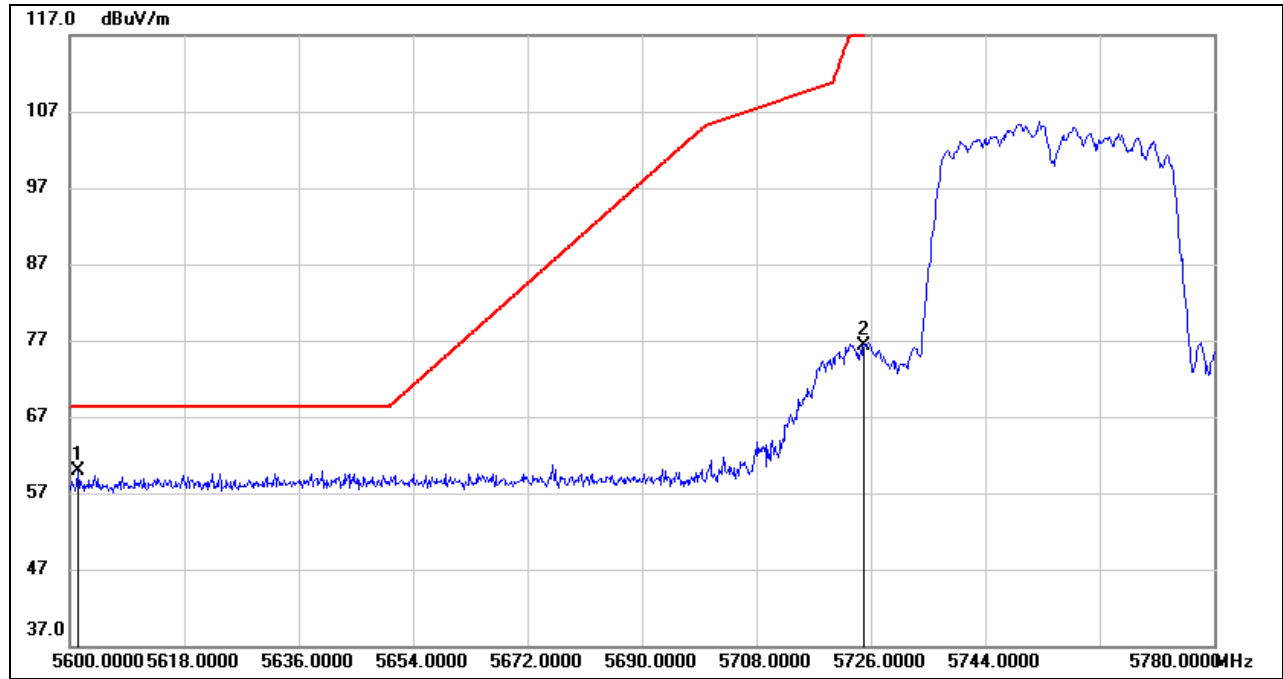


No.	Frequency (MHz)	Reading (dBuV)	Correct (dB/m)	Result (dBuV/m)	Limit (dBuV/m)	Margin (dB)	Remark
1	5642.480	18.80	41.48	60.28	68.20	-7.92	peak
2	5725.000	35.91	41.61	77.52	122.20	-44.68	peak

Note: 1. Measurement = Reading Level + Correct Factor.



VERTICAL RESULTS



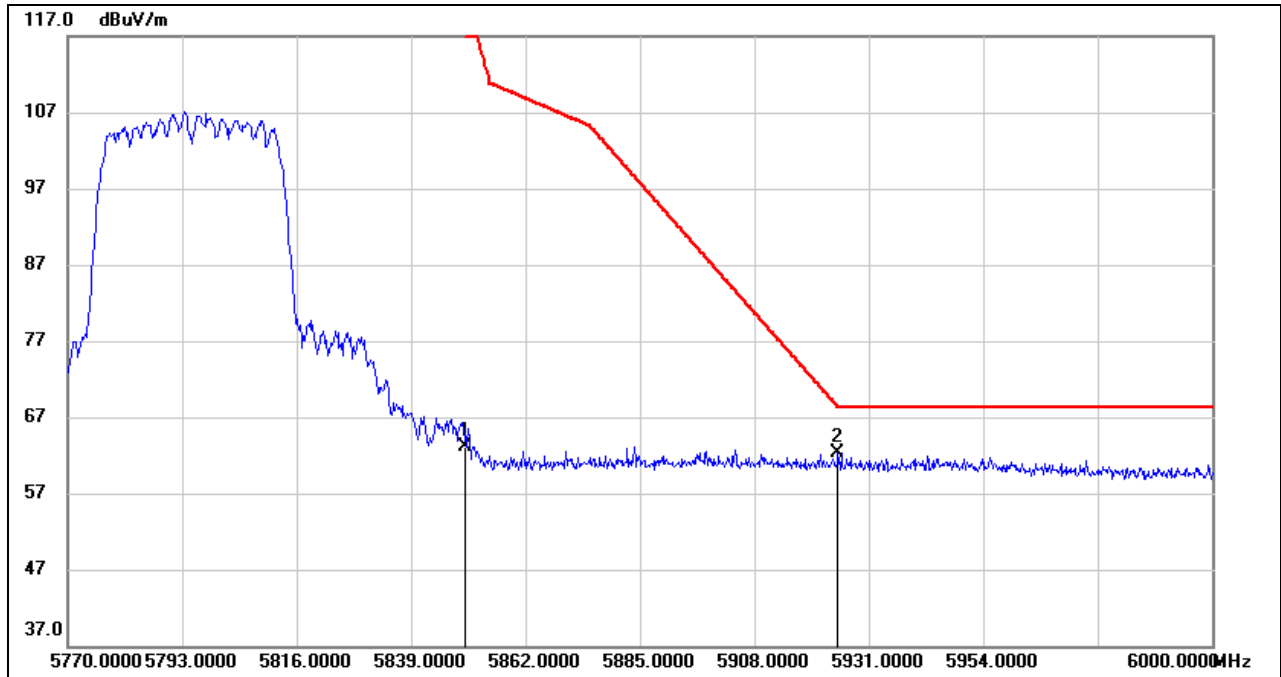
No.	Frequency (MHz)	Reading (dBuV)	Correct (dB/m)	Result (dBuV/m)	Limit (dBuV/m)	Margin (dB)	Remark
1	5601.260	18.50	41.46	59.96	68.20	-8.24	peak
2	5725.000	34.73	41.61	76.34	122.20	-45.86	peak

Note: 1. Measurement = Reading Level + Correct Factor.



RESTRICTED BANDEGE HIGH CHANNEL

HORIZONTAL RESULTS

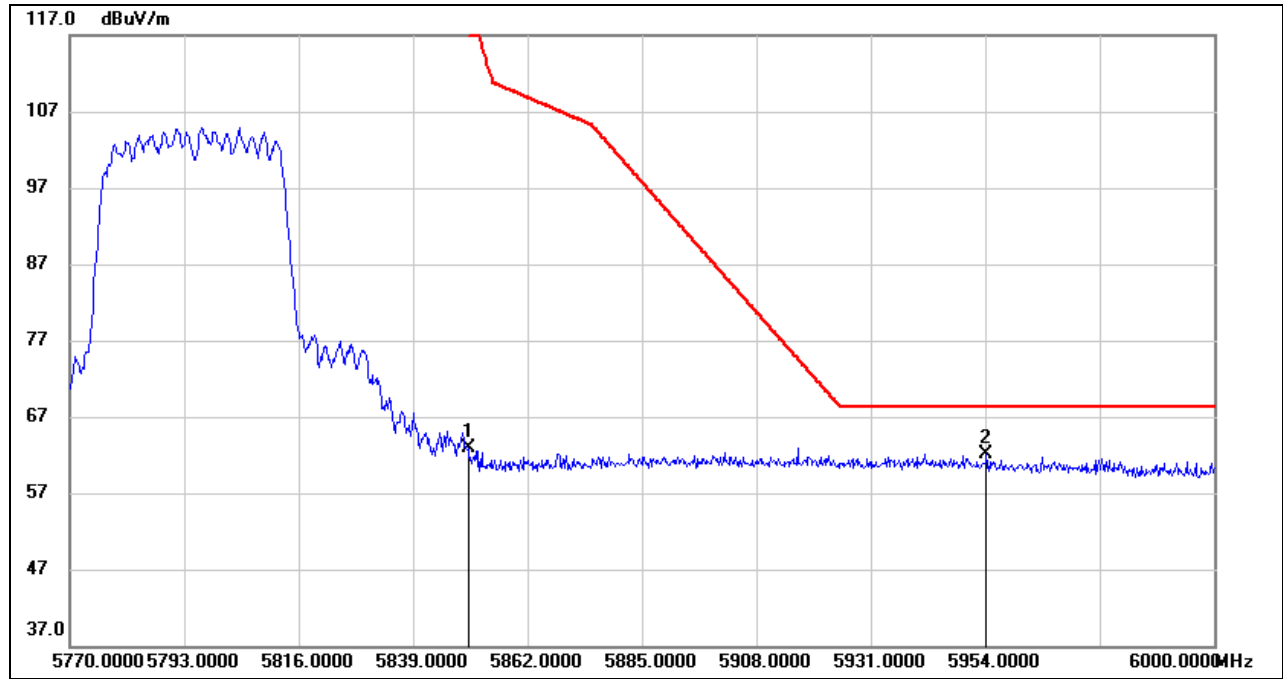


No.	Frequency (MHz)	Reading (dBuV)	Correct (dB/m)	Result (dBuV/m)	Limit (dBuV/m)	Margin (dB)	Remark
1	5850.000	20.14	42.89	63.03	122.20	-59.17	peak
2	5924.790	18.96	43.43	62.39	68.35	-5.96	peak

Note: 1. Measurement = Reading Level + Correct Factor.



VERTICAL RESULTS



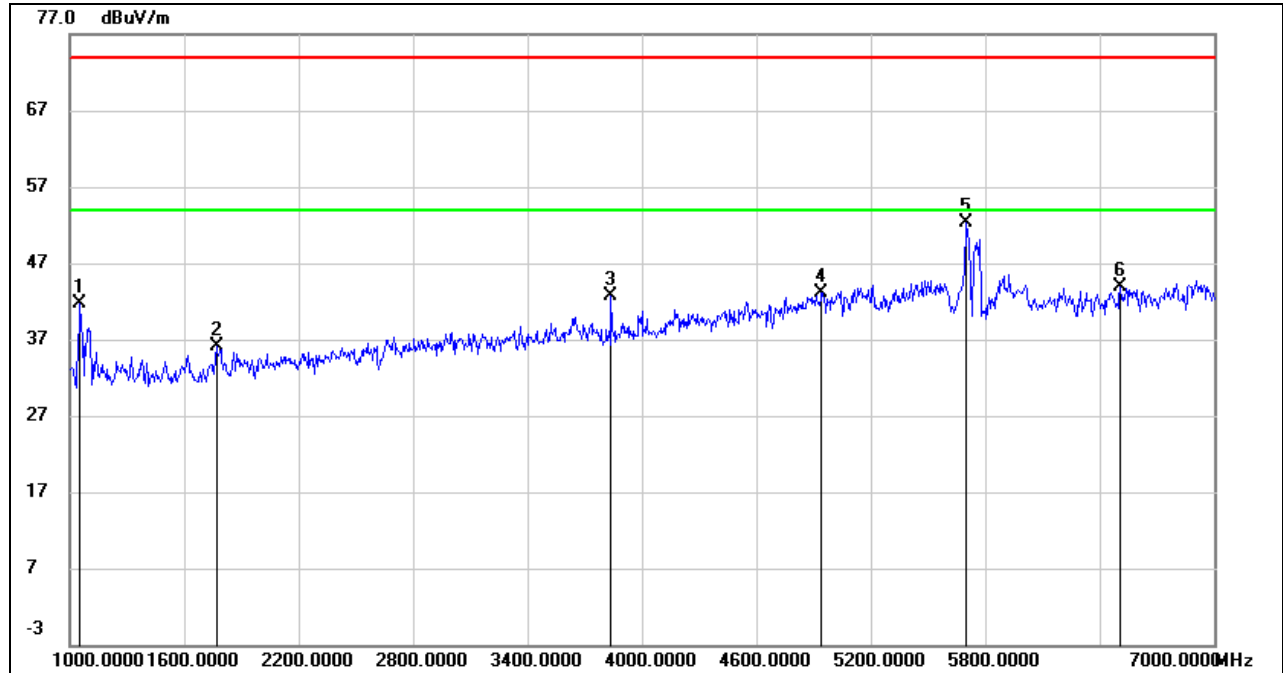
No.	Frequency (MHz)	Reading (dBuV)	Correct (dB/m)	Result (dBuV/m)	Limit (dBuV/m)	Margin (dB)	Remark
1	5850.000	20.05	42.89	62.94	122.20	-59.26	peak
2	5954.230	19.15	42.92	62.07	68.20	-6.13	peak

Note: 1. Measurement = Reading Level + Correct Factor.



HARMONICS AND SPURIOUS EMISSIONS LOW CHANNEL

**HORIZONTAL RESULTS
1-7GHz**

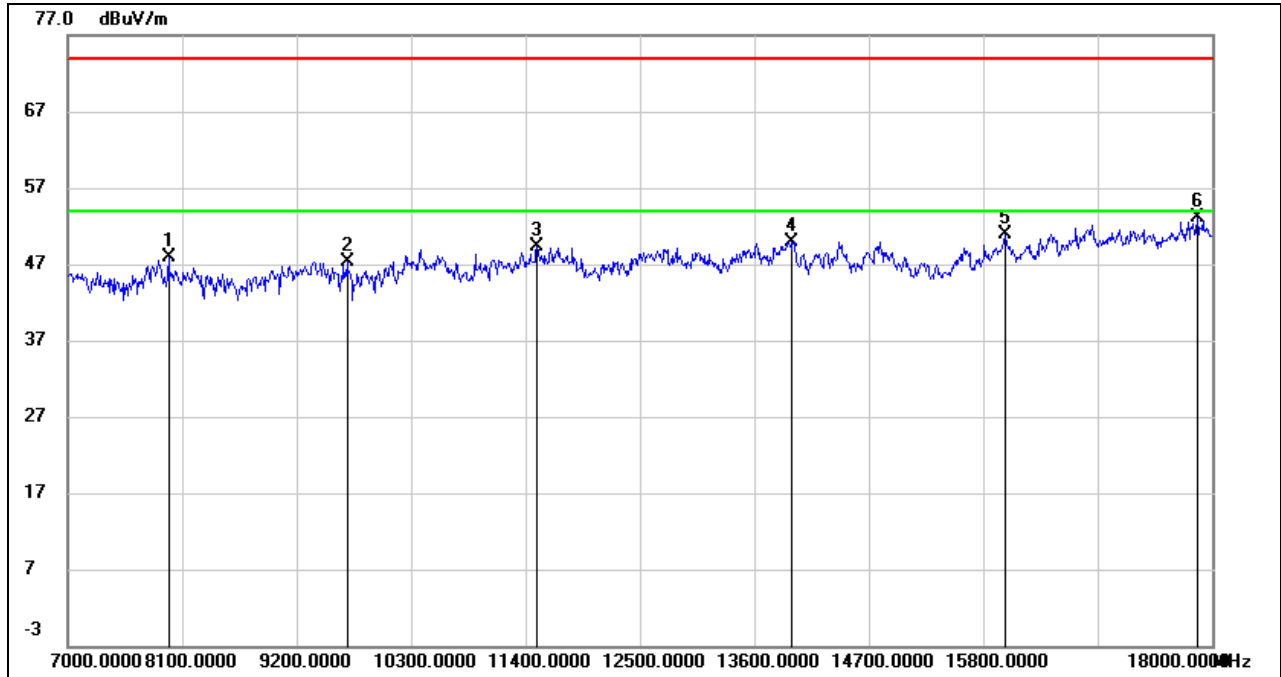


No.	Frequency (MHz)	Reading (dBuV)	Correct (dB/m)	Result (dBuV/m)	Limit (dBuV/m)	Margin (dB)	Remark
1	1054.000	55.29	-13.55	41.74	74.00	-32.26	peak
2	1768.000	46.41	-10.38	36.03	74.00	-37.97	peak
3	3838.000	45.54	-2.76	42.78	74.00	-31.22	peak
4	4942.000	40.63	2.55	43.18	74.00	-30.82	peak
5	5698.000	48.49	3.87	52.36	74.00	-21.64	peak
6	6508.000	36.89	7.06	43.95	74.00	-30.05	peak

Note: 1. Measurement = Reading Level + Correct Factor.
 2. If Peak Result complies with AV limit, AV Result is deemed to comply with AV limit.
 3. Peak: Peak detector.
 4. Filter losses were only considered in the spurious frequency bands and the authorized band was not corrected for Band reject filter losses.
 5. Proper operation of the transmitter prior to adding the filter to the measurement chain.
 6. Owing to the highest peak level of unwanted emission out of the restricted bands complies with the lowest limit(54dBuV/m), so all the test point were deemed to comply with the limits list in the standard.



HORIZONTAL RESULTS
7-18GHz

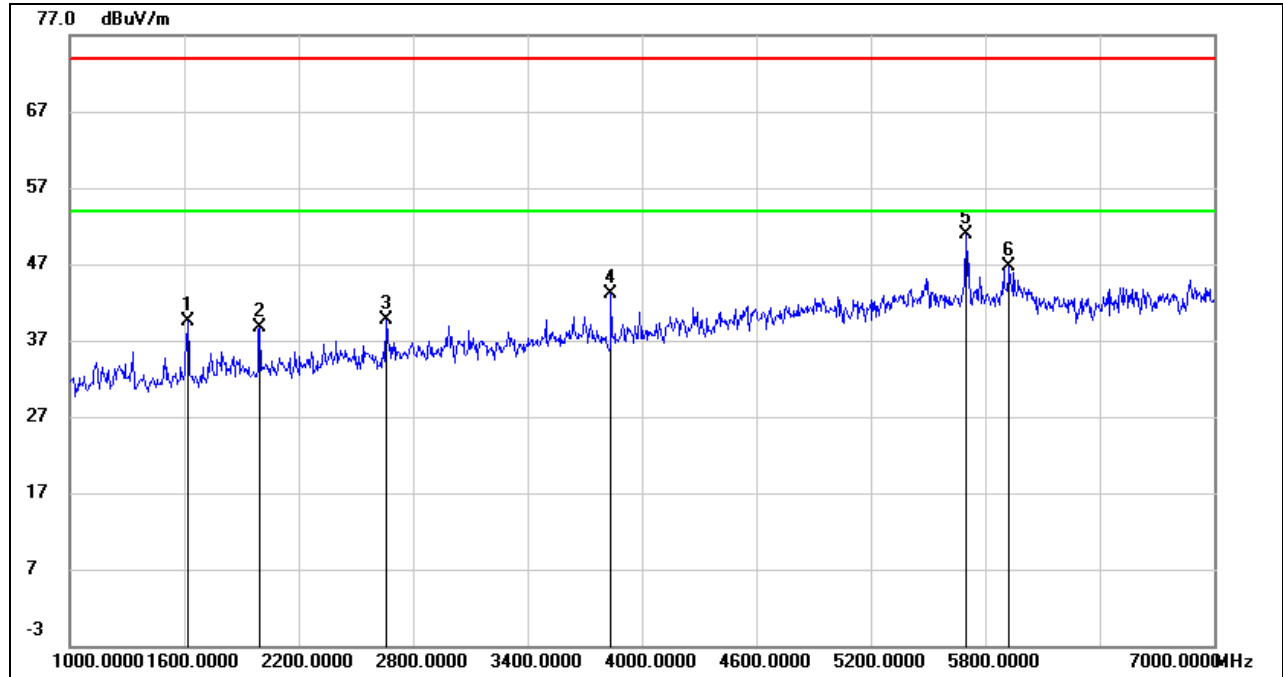


No.	Frequency (MHz)	Reading (dBuV)	Correct (dB/m)	Result (dBuV/m)	Limit (dBuV/m)	Margin (dB)	Remark
1	7968.000	40.37	7.49	47.86	74.00	-26.14	peak
2	9684.000	37.57	9.81	47.38	74.00	-26.62	peak
3	11510.000	35.84	13.39	49.23	74.00	-24.77	peak
4	13963.000	33.71	16.16	49.87	74.00	-24.13	peak
5	16009.000	32.98	17.85	50.83	74.00	-23.17	peak
6	17857.000	29.77	23.41	53.18	74.00	-20.82	peak

Note: 1. Measurement = Reading Level + Correct Factor.
 2. If Peak Result complies with AV limit, AV Result is deemed to comply with AV limit.
 3. Peak: Peak detector.
 4. Filter losses were only considered in the spurious frequency bands and the authorized band was not corrected for High Pass Filter losses.
 5. Proper operation of the transmitter prior to adding the filter to the measurement chain.
 6. Owing to the highest peak level of unwanted emission out of the restricted bands complies with the lowest limit(54dBuV/m), so all the test point were deemed to comply with the limits list in the standard.



VERTICAL RESULTS
1-7GHz

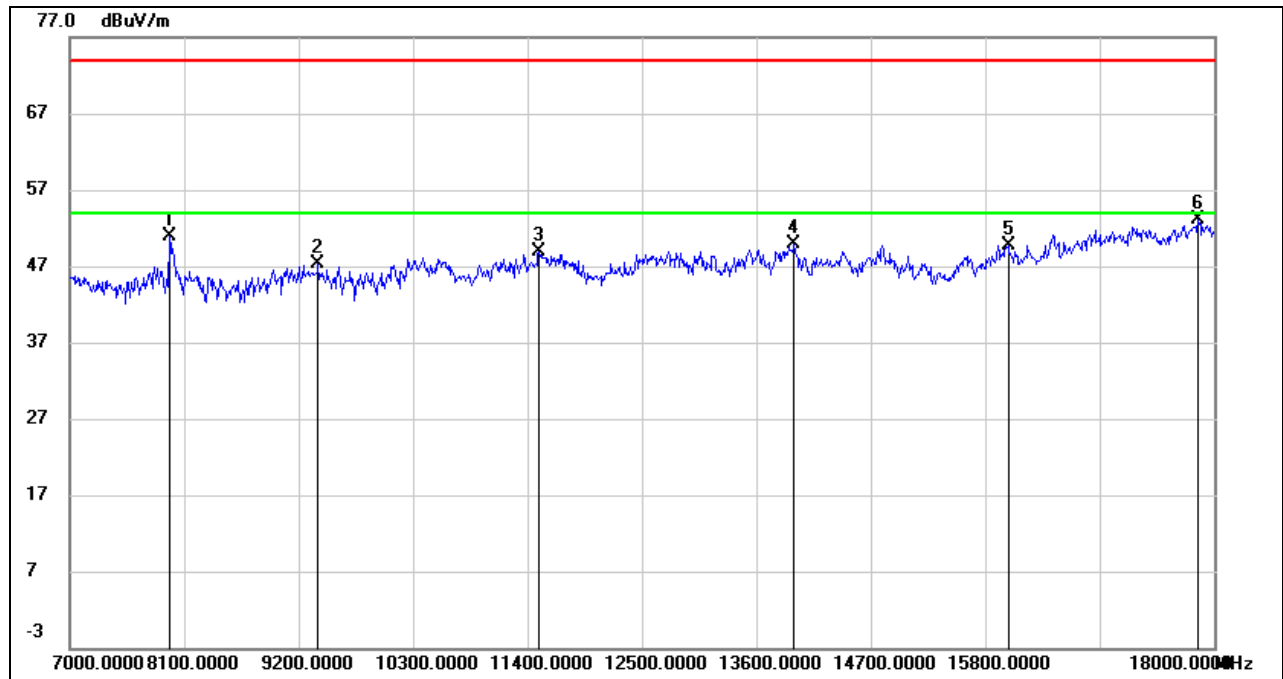


No.	Frequency (MHz)	Reading (dBuV)	Correct (dB/m)	Result (dBuV/m)	Limit (dBuV/m)	Margin (dB)	Remark
1	1618.000	50.61	-11.09	39.52	74.00	-34.48	peak
2	1996.000	48.56	-9.87	38.69	74.00	-35.31	peak
3	2662.000	46.66	-6.96	39.70	74.00	-34.30	peak
4	3838.000	45.88	-2.76	43.12	74.00	-30.88	peak
5	5698.000	47.13	3.87	51.00	74.00	-23.00	peak
6	5926.000	41.58	5.16	46.74	74.00	-27.26	peak

Note: 1. Measurement = Reading Level + Correct Factor.
 2. If Peak Result complies with AV limit, AV Result is deemed to comply with AV limit.
 3. Peak: Peak detector.
 4. Filter losses were only considered in the spurious frequency bands and the authorized band was not corrected for Band reject filter losses.
 5. Proper operation of the transmitter prior to adding the filter to the measurement chain.
 6. Owing to the highest peak level of unwanted emission out of the restricted bands complies with the lowest limit(54dBuV/m), so all the test point were deemed to comply with the limits list in the standard.



7-18GHz



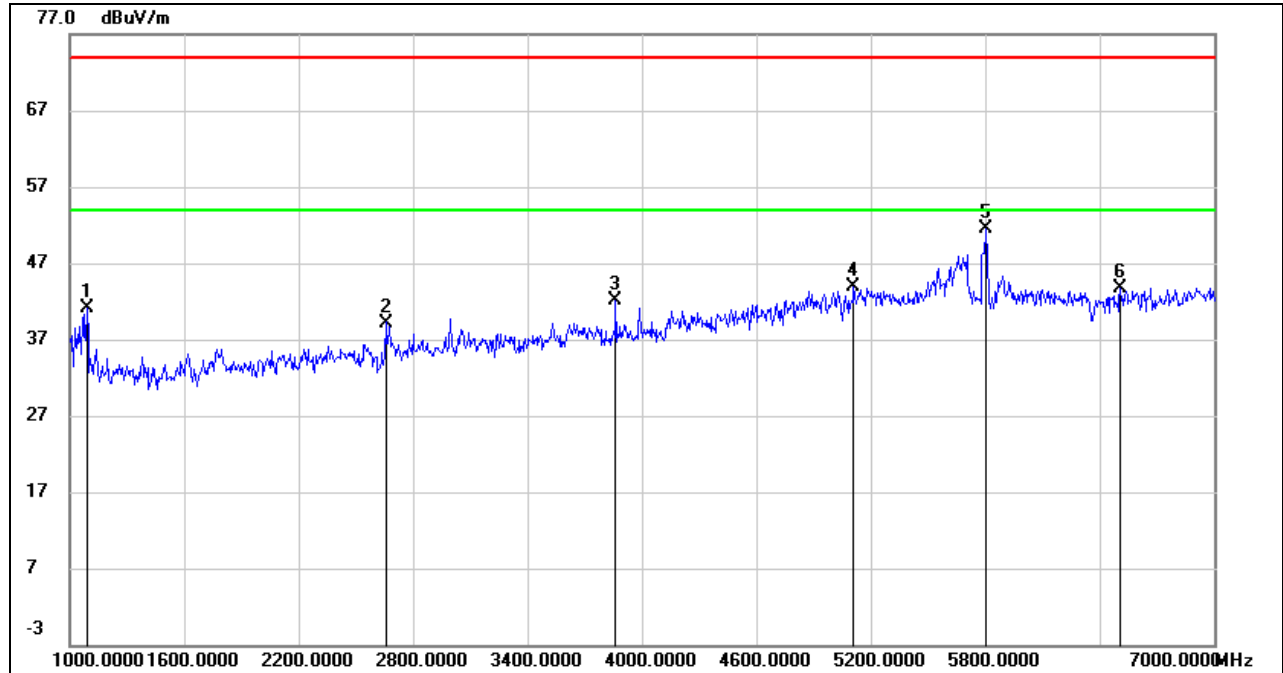
No.	Frequency (MHz)	Reading (dBuV)	Correct (dB/m)	Result (dBuV/m)	Limit (dBuV/m)	Margin (dB)	Remark
1	7957.000	43.32	7.50	50.82	74.00	-23.18	peak
2	9387.000	37.49	9.86	47.35	74.00	-26.65	peak
3	11510.000	35.58	13.39	48.97	74.00	-25.03	peak
4	13963.000	33.70	16.16	49.86	74.00	-24.14	peak
5	16020.000	31.81	17.91	49.72	74.00	-24.28	peak
6	17846.000	29.74	23.41	53.15	74.00	-20.85	peak

Note: 1. Measurement = Reading Level + Correct Factor.
 2. If Peak Result complies with AV limit, AV Result is deemed to comply with AV limit.
 3. Peak: Peak detector.
 4. Filter losses were only considered in the spurious frequency bands and the authorized band was not corrected for High Pass Filter losses.
 5. Proper operation of the transmitter prior to adding the filter to the measurement chain.
 6. Owing to the highest peak level of unwanted emission out of the restricted bands complies with the lowest limit(54dBuV/m), so all the test point were deemed to comply with the limits list in the standard.



HARMONICS AND SPURIOUS EMISSIONS HIGH CHANNEL

HORIZONTAL RESULTS
1-7GHz

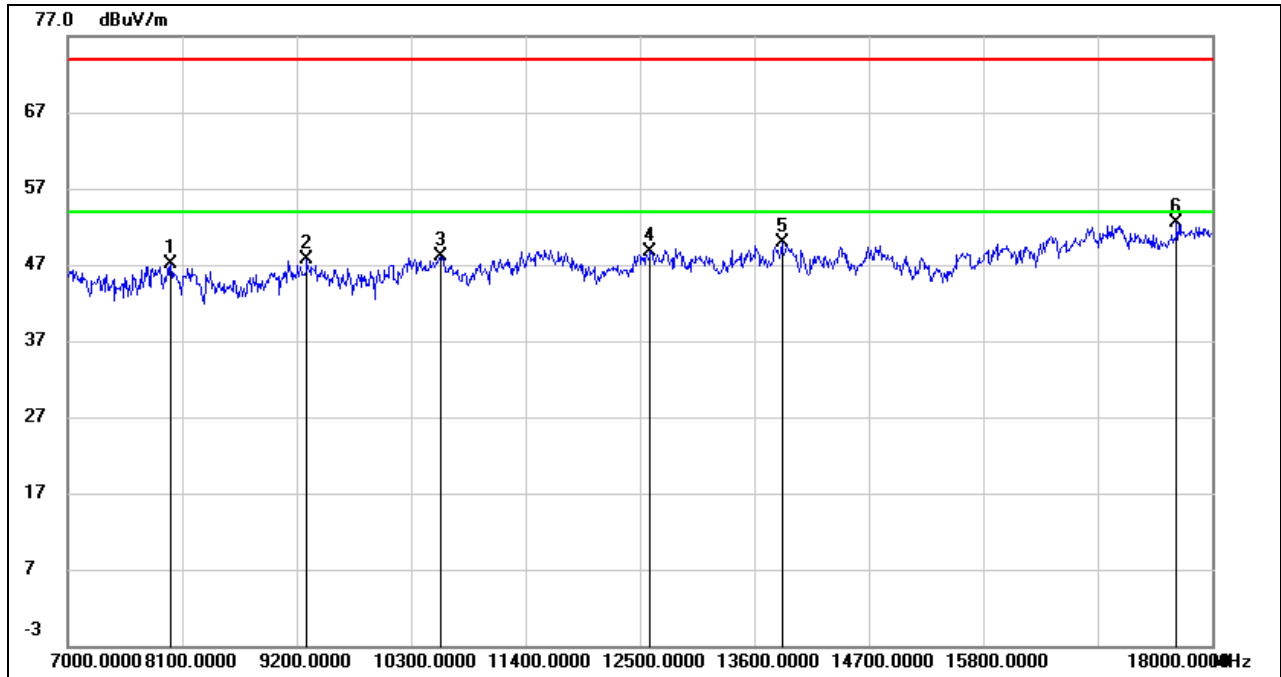


No.	Frequency (MHz)	Reading (dBuV)	Correct (dB/m)	Result (dBuV/m)	Limit (dBuV/m)	Margin (dB)	Remark
1	1090.000	54.62	-13.48	41.14	74.00	-32.86	peak
2	2656.000	46.21	-7.01	39.20	74.00	-34.80	peak
3	3862.000	44.75	-2.66	42.09	74.00	-31.91	peak
4	5110.000	41.01	2.85	43.86	74.00	-30.14	peak
5	5806.000	47.78	3.73	51.51	74.00	-22.49	peak
6	6508.000	36.72	7.06	43.78	74.00	-30.22	peak

Note: 1. Measurement = Reading Level + Correct Factor.
 2. If Peak Result complies with AV limit, AV Result is deemed to comply with AV limit.
 3. Peak: Peak detector.
 4. Filter losses were only considered in the spurious frequency bands and the authorized band was not corrected for Band reject filter losses.
 5. Proper operation of the transmitter prior to adding the filter to the measurement chain.
 6. Owing to the highest peak level of unwanted emission out of the restricted bands complies with the lowest limit(54dBuV/m), so all the test point were deemed to comply with the limits list in the standard.



HORIZONTAL RESULTS
7-18GHz

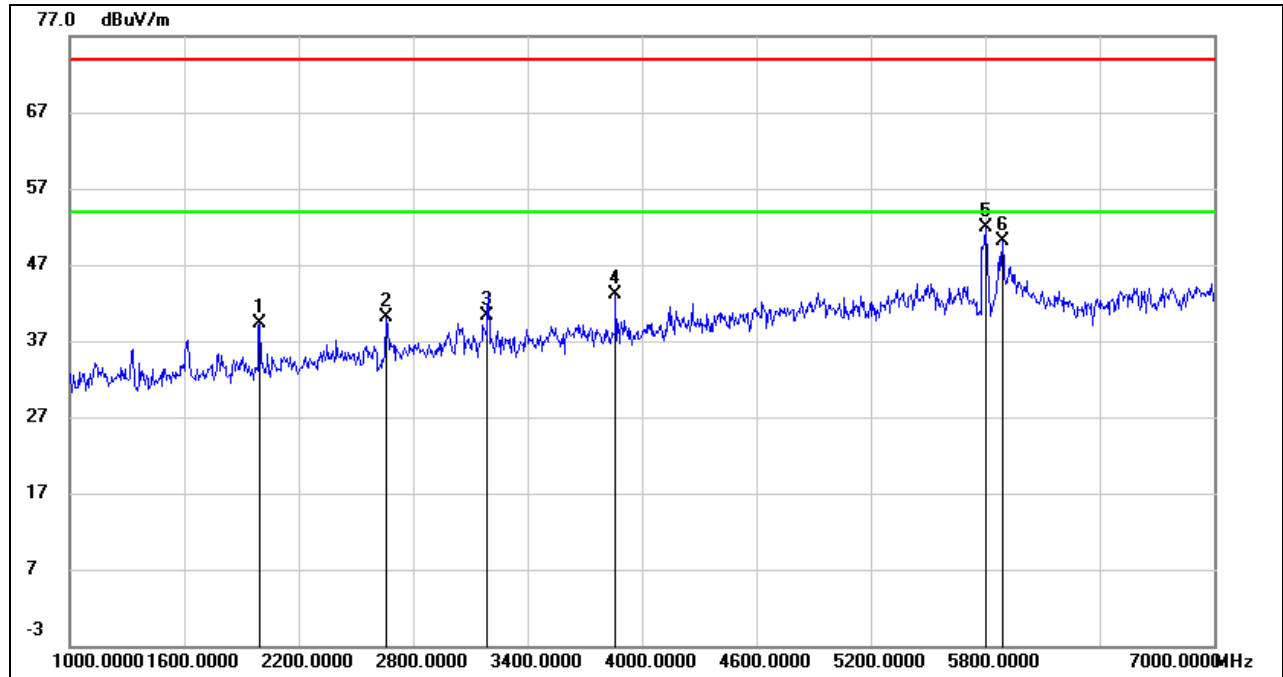


No.	Frequency (MHz)	Reading (dBuV)	Correct (dB/m)	Result (dBuV/m)	Limit (dBuV/m)	Margin (dB)	Remark
1	7990.000	39.68	7.45	47.13	74.00	-26.87	peak
2	9299.000	38.45	9.31	47.76	74.00	-26.24	peak
3	10586.000	35.87	12.30	48.17	74.00	-25.83	peak
4	12599.000	34.58	14.19	48.77	74.00	-25.23	peak
5	13864.000	33.34	16.48	49.82	74.00	-24.18	peak
6	17659.000	30.29	22.24	52.53	74.00	-21.47	peak

Note: 1. Measurement = Reading Level + Correct Factor.
 2. If Peak Result complies with AV limit, AV Result is deemed to comply with AV limit.
 3. Peak: Peak detector.
 4. Filter losses were only considered in the spurious frequency bands and the authorized band was not corrected for High Pass Filter losses.
 5. Proper operation of the transmitter prior to adding the filter to the measurement chain.
 6. Owing to the highest peak level of unwanted emission out of the restricted bands complies with the lowest limit(54dBuV/m), so all the test point were deemed to comply with the limits list in the standard.



VERTICAL RESULTS
1-7GHz

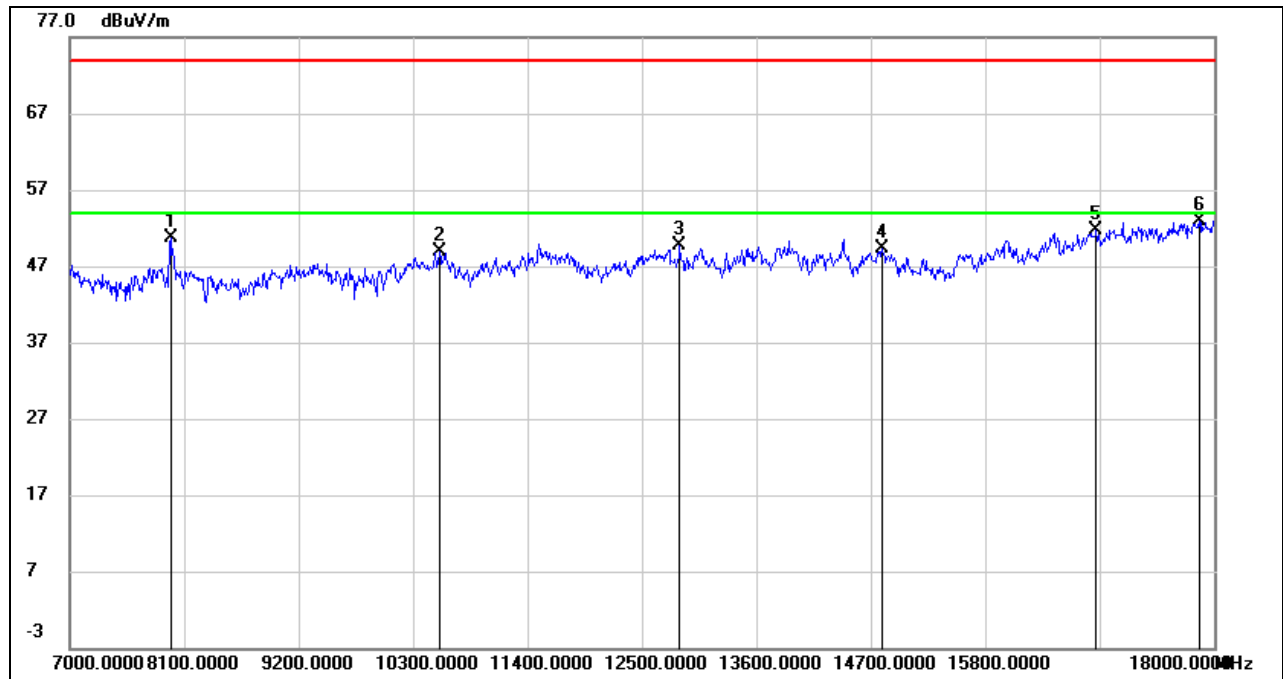


No.	Frequency (MHz)	Reading (dBuV)	Correct (dB/m)	Result (dBuV/m)	Limit (dBuV/m)	Margin (dB)	Remark
1	1996.000	49.08	-9.87	39.21	74.00	-34.79	peak
2	2662.000	46.99	-6.96	40.03	74.00	-33.97	peak
3	3190.000	45.08	-4.71	40.37	74.00	-33.63	peak
4	3862.000	45.80	-2.66	43.14	74.00	-30.86	peak
5	5800.000	48.21	3.63	51.84	74.00	-22.16	peak
6	5890.000	44.85	5.26	50.11	74.00	-23.89	peak

Note: 1. Measurement = Reading Level + Correct Factor.
 2. If Peak Result complies with AV limit, AV Result is deemed to comply with AV limit.
 3. Peak: Peak detector.
 4. Filter losses were only considered in the spurious frequency bands and the authorized band was not corrected for Band reject filter losses.
 5. Proper operation of the transmitter prior to adding the filter to the measurement chain.
 6. Owing to the highest peak level of unwanted emission out of the restricted bands complies with the lowest limit(54dBuV/m), so all the test point were deemed to comply with the limits list in the standard.



7-18GHz



No.	Frequency (MHz)	Reading (dBuV)	Correct (dB/m)	Result (dBuV/m)	Limit (dBuV/m)	Margin (dB)	Remark
1	7968.000	43.31	7.49	50.80	74.00	-23.20	peak
2	10553.000	37.01	11.93	48.94	74.00	-25.06	peak
3	12863.000	34.18	15.50	49.68	74.00	-24.32	peak
4	14810.000	33.33	16.07	49.40	74.00	-24.60	peak
5	16867.000	31.50	20.13	51.63	74.00	-22.37	peak
6	17857.000	29.59	23.41	53.00	74.00	-21.00	peak

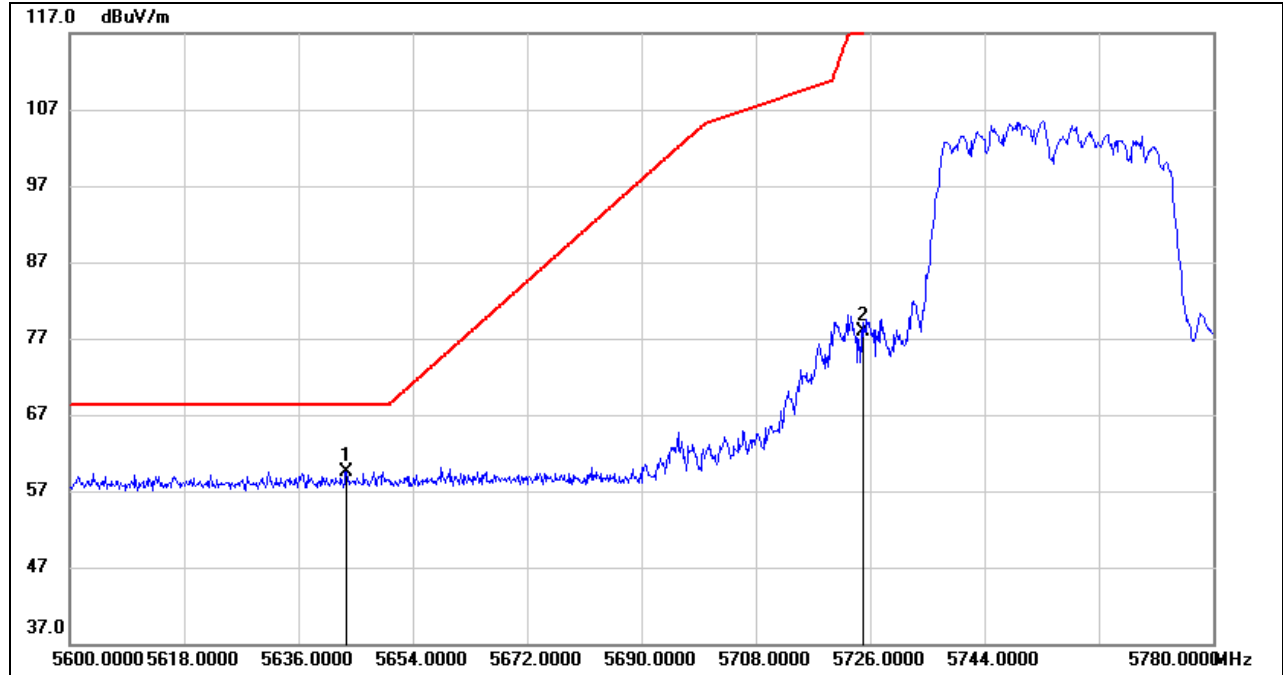
Note: 1. Measurement = Reading Level + Correct Factor.
 2. If Peak Result complies with AV limit, AV Result is deemed to comply with AV limit.
 3. Peak: Peak detector.
 4. Filter losses were only considered in the spurious frequency bands and the authorized band was not corrected for High Pass Filter losses.
 5. Proper operation of the transmitter prior to adding the filter to the measurement chain.
 6. Owing to the highest peak level of unwanted emission out of the restricted bands complies with the lowest limit(54dBuV/m), so all the test point were deemed to comply with the limits list in the standard.



2TX MODE ANT:WCT5H-40

RESTRICTED BANDEDGE LOW CHANNEL

HORIZONTAL RESULTS

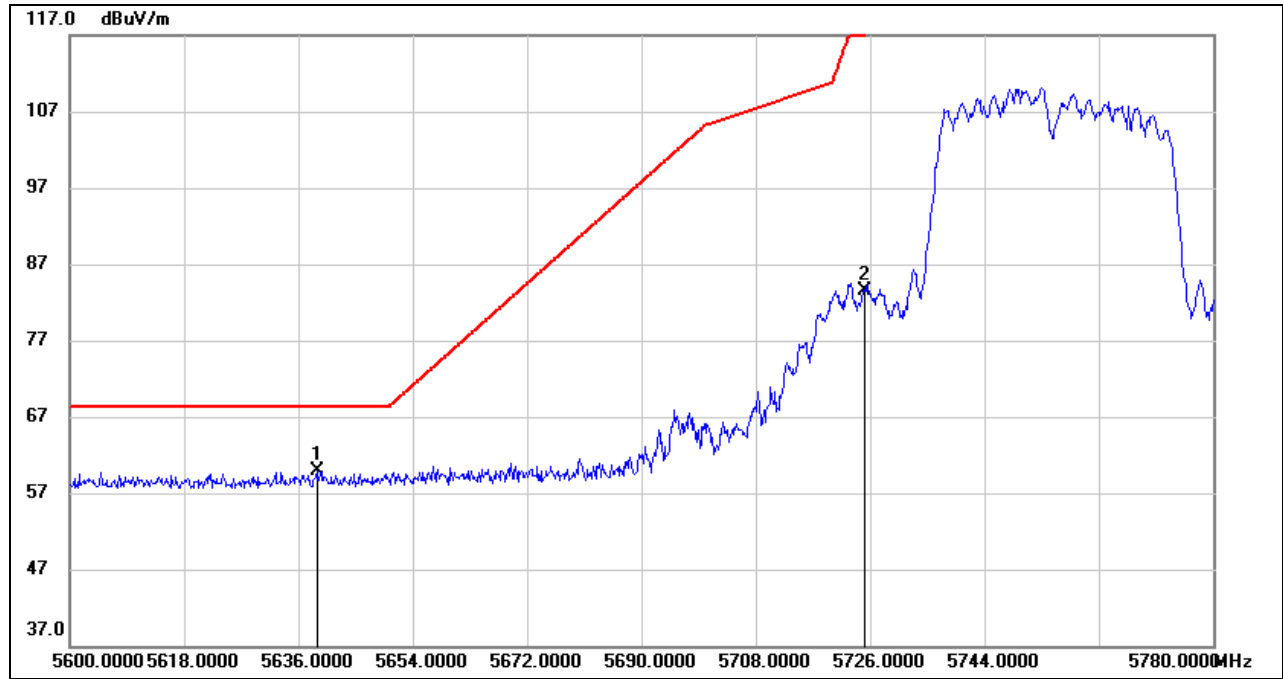


No.	Frequency (MHz)	Reading (dBuV)	Correct (dB/m)	Result (dBuV/m)	Limit (dBuV/m)	Margin (dB)	Remark
1	5643.560	18.02	41.47	59.49	68.20	-8.71	peak
2	5725.000	36.32	41.61	77.93	122.20	-44.27	peak

Note: 1. Measurement = Reading Level + Correct Factor.



VERTICAL RESULTS



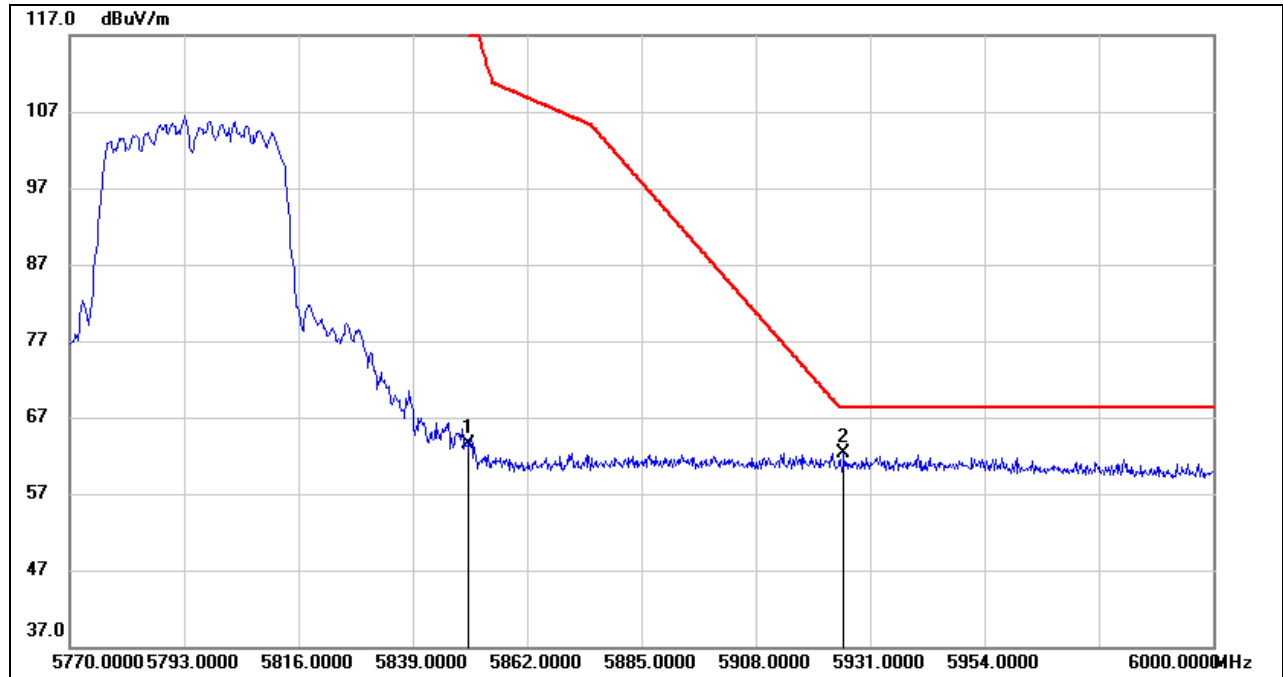
No.	Frequency (MHz)	Reading (dBuV)	Correct (dB/m)	Result (dBuV/m)	Limit (dBuV/m)	Margin (dB)	Remark
1	5638.880	18.46	41.48	59.94	68.20	-8.26	peak
2	5725.000	41.83	41.61	83.44	122.20	-38.76	peak

Note: 1. Measurement = Reading Level + Correct Factor.



RESTRICTED BANDEDGE HIGH CHANNEL

HORIZONTAL RESULTS

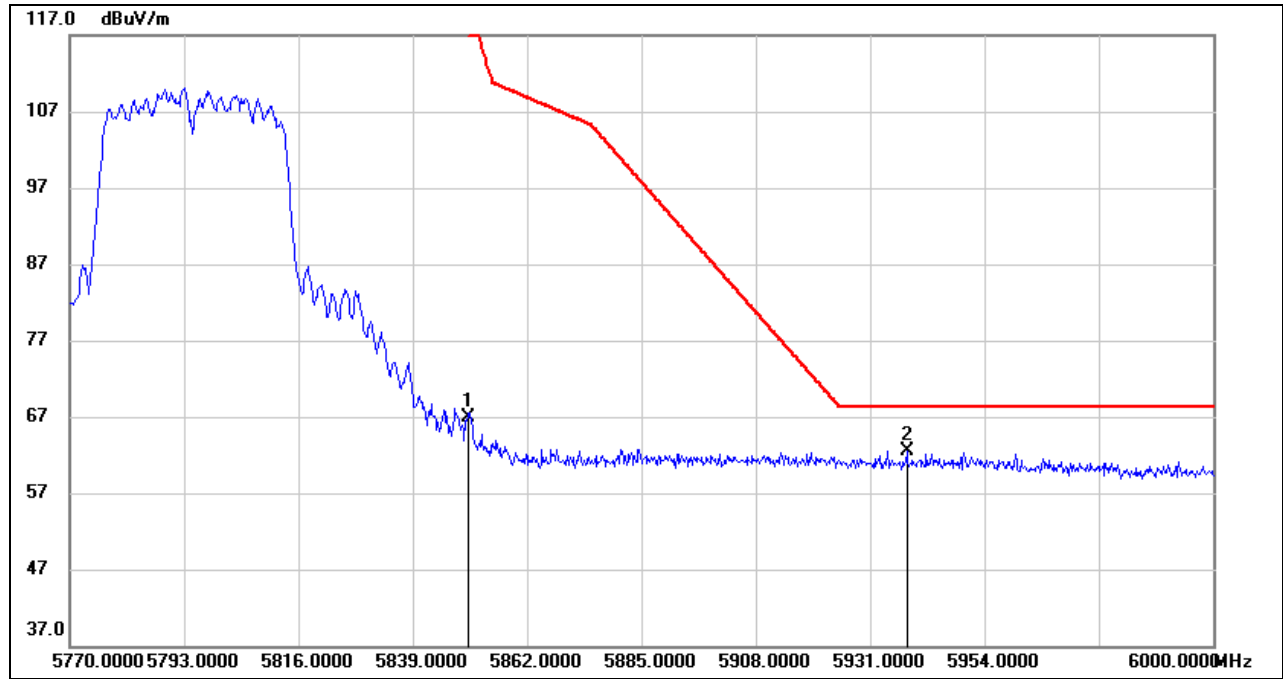


No.	Frequency (MHz)	Reading (dBuV)	Correct (dB/m)	Result (dBuV/m)	Limit (dBuV/m)	Margin (dB)	Remark
1	5850.000	20.57	42.89	63.46	122.20	-58.74	peak
2	5925.710	18.86	43.41	62.27	68.20	-5.93	peak

Note: 1. Measurement = Reading Level + Correct Factor.



VERTICAL RESULTS



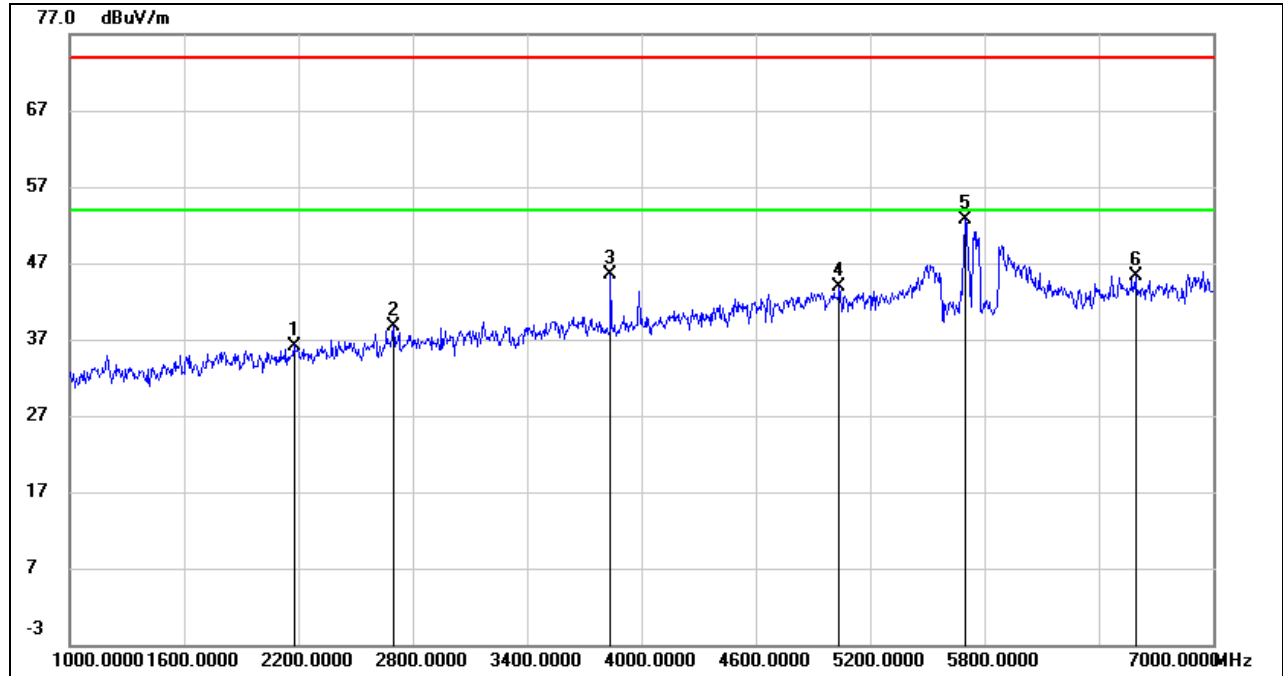
No.	Frequency (MHz)	Reading (dBuV)	Correct (dB/m)	Result (dBuV/m)	Limit (dBuV/m)	Margin (dB)	Remark
1	5850.000	23.92	42.89	66.81	122.20	-55.39	peak
2	5938.360	19.32	43.20	62.52	68.20	-5.68	peak

Note: 1. Measurement = Reading Level + Correct Factor.



HARMONICS AND SPURIOUS EMISSIONS LOW CHANNEL

**HORIZONTAL RESULTS
1-7GHz**

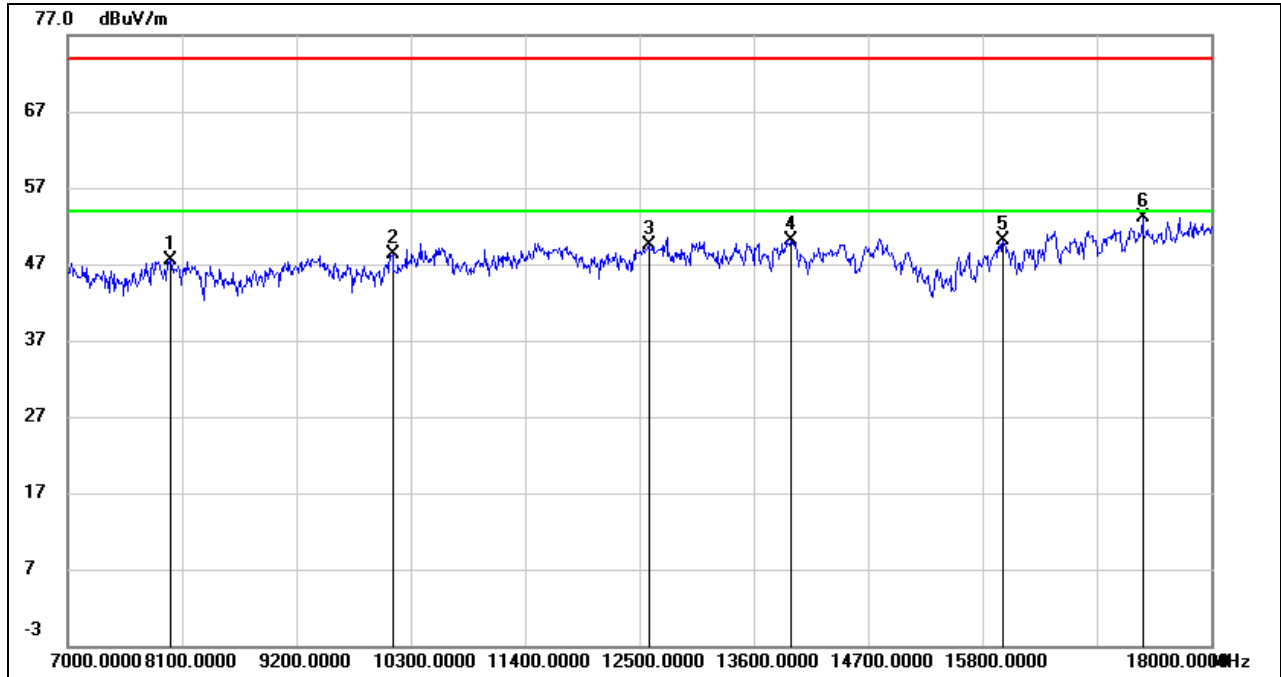


No.	Frequency (MHz)	Reading (dBuV)	Correct (dB/m)	Result (dBuV/m)	Limit (dBuV/m)	Margin (dB)	Remark
1	2176.000	45.00	-8.80	36.20	74.00	-37.80	peak
2	2698.000	45.37	-6.65	38.72	74.00	-35.28	peak
3	3838.000	48.31	-2.76	45.55	74.00	-28.45	peak
4	5038.000	41.11	2.76	43.87	74.00	-30.13	peak
5	5698.000	48.87	3.87	52.74	74.00	-21.26	peak
6	6592.000	38.90	6.48	45.38	74.00	-28.62	peak

Note: 1. Measurement = Reading Level + Correct Factor.
 2. If Peak Result complies with AV limit, AV Result is deemed to comply with AV limit.
 3. Peak: Peak detector.
 4. Filter losses were only considered in the spurious frequency bands and the authorized band was not corrected for Band reject filter losses.
 5. Proper operation of the transmitter prior to adding the filter to the measurement chain.
 6. Owing to the highest peak level of unwanted emission out of the restricted bands complies with the lowest limit(54dBuV/m), so all the test point were deemed to comply with the limits list in the standard.



HORIZONTAL RESULTS
7-18GHz

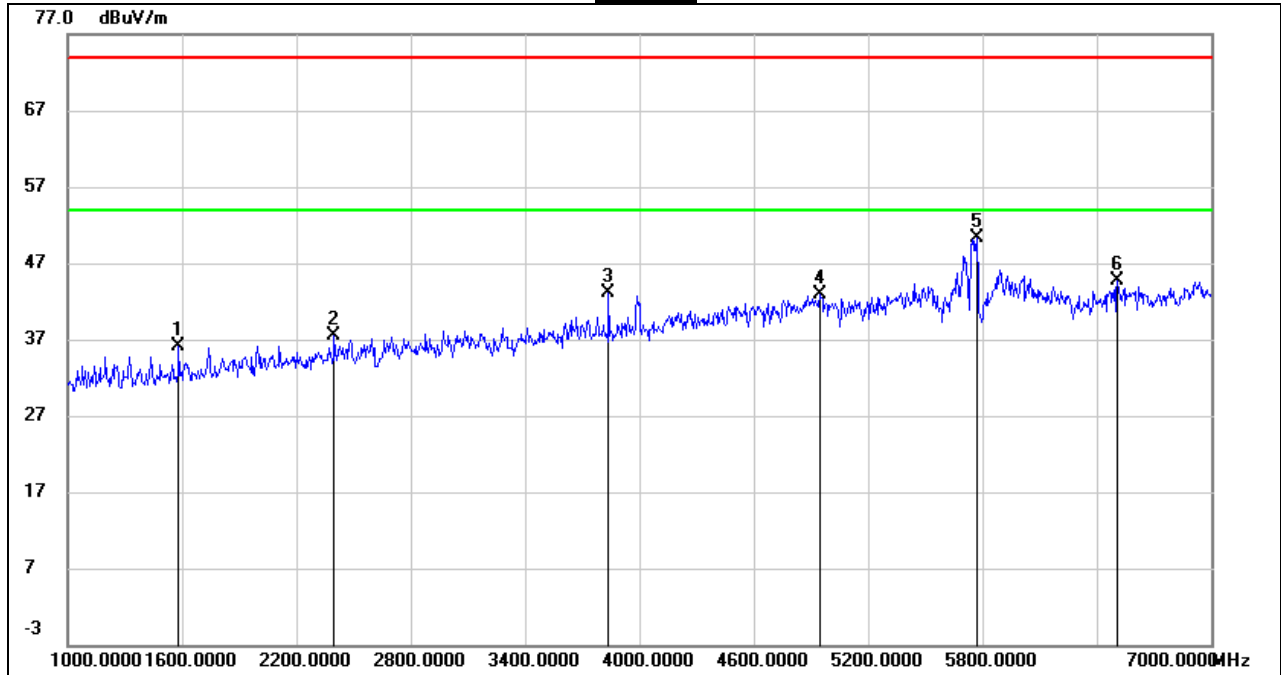


No.	Frequency (MHz)	Reading (dBuV)	Correct (dB/m)	Result (dBuV/m)	Limit (dBuV/m)	Margin (dB)	Remark
1	7990.000	40.09	7.45	47.54	74.00	-26.46	peak
2	10124.000	37.51	10.70	48.21	74.00	-25.79	peak
3	12588.000	35.22	14.27	49.49	74.00	-24.51	peak
4	13963.000	34.03	16.16	50.19	74.00	-23.81	peak
5	15998.000	32.25	17.80	50.05	74.00	-23.95	peak
6	17340.000	31.36	21.74	53.10	74.00	-20.90	peak

Note: 1. Measurement = Reading Level + Correct Factor.
 2. If Peak Result complies with AV limit, AV Result is deemed to comply with AV limit.
 3. Peak: Peak detector.
 4. Filter losses were only considered in the spurious frequency bands and the authorized band was not corrected for High Pass Filter losses.
 5. Proper operation of the transmitter prior to adding the filter to the measurement chain.
 6. Owing to the highest peak level of unwanted emission out of the restricted bands complies with the lowest limit(54dBuV/m), so all the test point were deemed to comply with the limits list in the standard.



VERTICAL RESULTS
1-7GHz

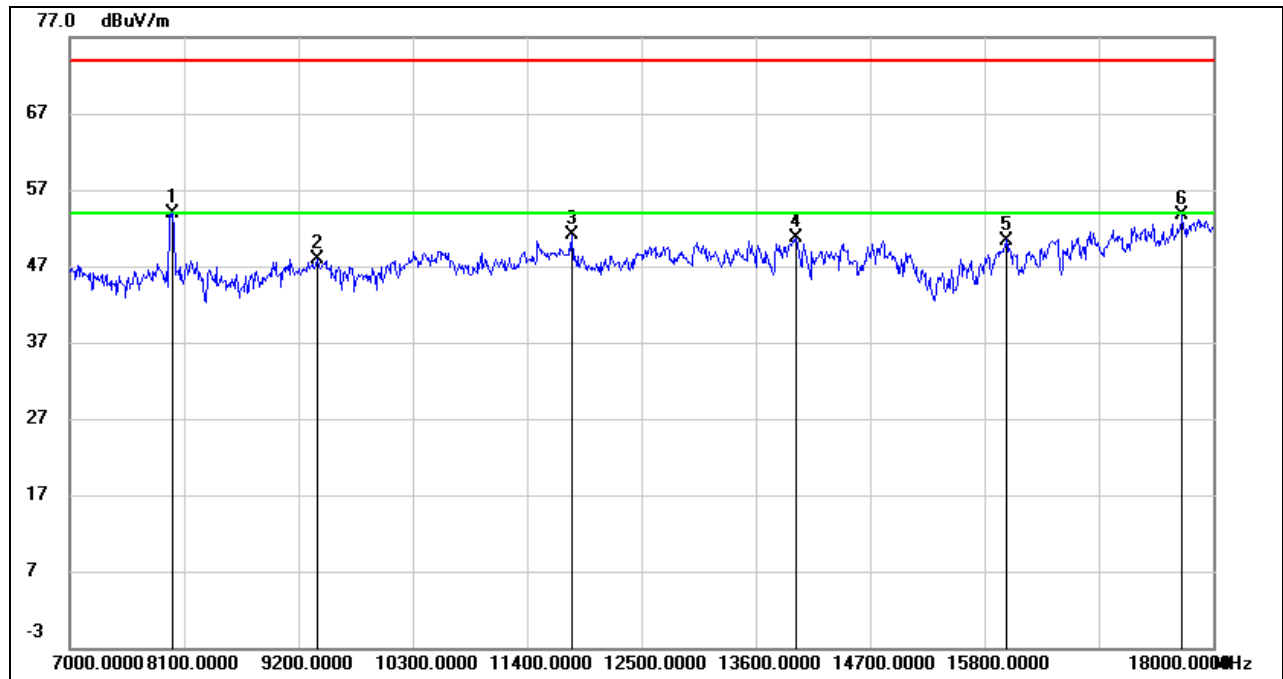


No.	Frequency (MHz)	Reading (dBuV)	Correct (dB/m)	Result (dBuV/m)	Limit (dBuV/m)	Margin (dB)	Remark
1	1582.000	47.39	-11.28	36.11	74.00	-37.89	peak
2	2398.000	44.96	-7.55	37.41	74.00	-36.59	peak
3	3838.000	45.85	-2.76	43.09	74.00	-30.91	peak
4	4948.000	40.32	2.57	42.89	74.00	-31.11	peak
5	5770.000	46.56	3.70	50.26	74.00	-23.74	peak
6	6508.000	37.73	7.06	44.79	74.00	-29.21	peak

Note: 1. Measurement = Reading Level + Correct Factor.
 2. If Peak Result complies with AV limit, AV Result is deemed to comply with AV limit.
 3. Peak: Peak detector.
 4. Filter losses were only considered in the spurious frequency bands and the authorized band was not corrected for Band reject filter losses.
 5. Proper operation of the transmitter prior to adding the filter to the measurement chain.
 6. Owing to the highest peak level of unwanted emission out of the restricted bands complies with the lowest limit(54dBuV/m), so all the test point were deemed to comply with the limits list in the standard.



7-18GHz



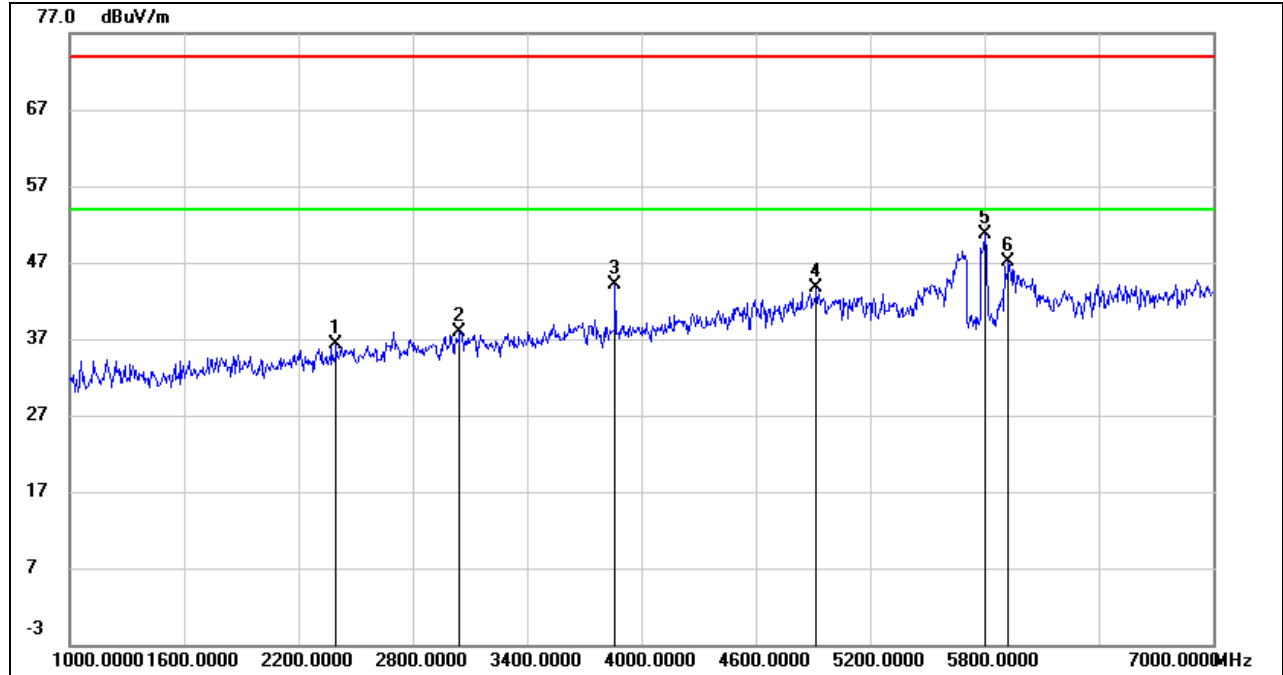
No.	Frequency (MHz)	Reading (dBuV)	Correct (dB/m)	Result (dBuV/m)	Limit (dBuV/m)	Margin (dB)	Remark
1	7990.000	46.51	7.45	53.96	74.00	-20.04	peak
2	9376.000	38.10	9.79	47.89	74.00	-26.11	peak
3	11829.000	37.74	13.30	51.04	74.00	-22.96	peak
4	13985.000	34.55	16.16	50.71	74.00	-23.29	peak
5	16009.000	32.55	17.85	50.40	74.00	-23.60	peak
6	17703.000	31.24	22.52	53.76	74.00	-20.24	peak

Note: 1. Measurement = Reading Level + Correct Factor.
 2. If Peak Result complies with AV limit, AV Result is deemed to comply with AV limit.
 3. Peak: Peak detector.
 4. Filter losses were only considered in the spurious frequency bands and the authorized band was not corrected for High Pass Filter losses.
 5. Proper operation of the transmitter prior to adding the filter to the measurement chain.
 6. Owing to the highest peak level of unwanted emission out of the restricted bands complies with the lowest limit(54dBuV/m), so all the test point were deemed to comply with the limits list in the standard.



HARMONICS AND SPURIOUS EMISSIONS HIGH CHANNEL

HORIZONTAL RESULTS
1-7GHz

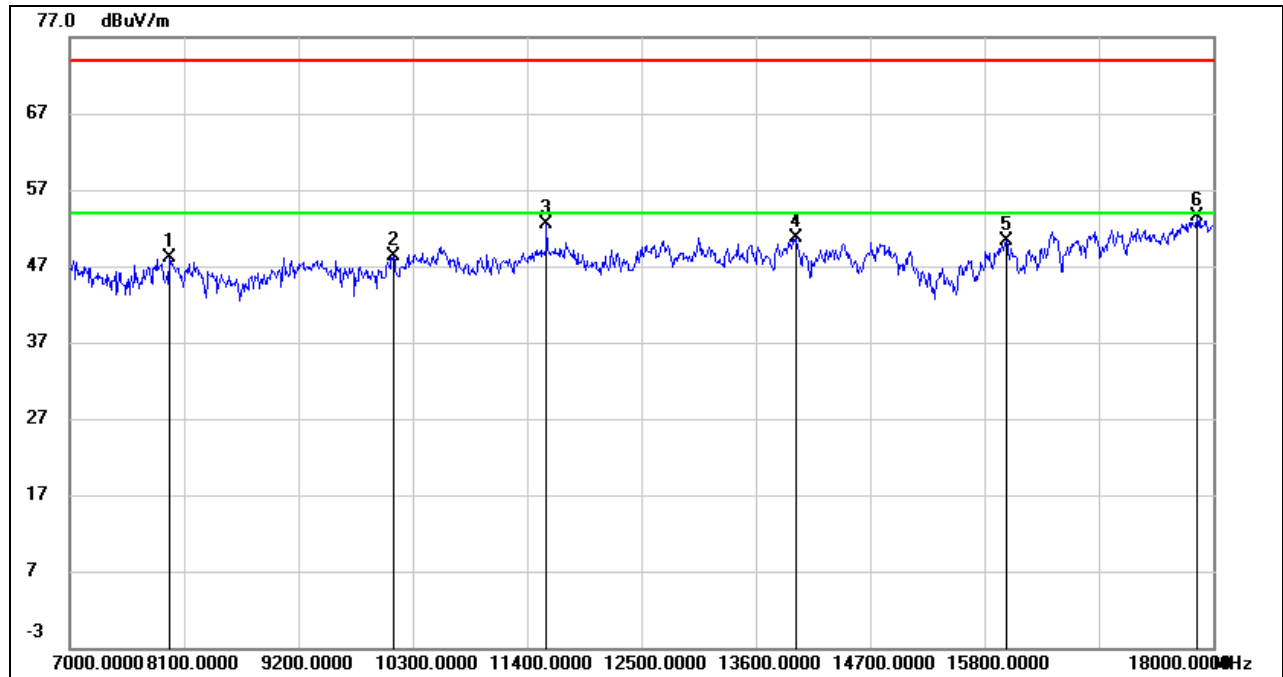


No.	Frequency (MHz)	Reading (dBuV)	Correct (dB/m)	Result (dBuV/m)	Limit (dBuV/m)	Margin (dB)	Remark
1	2398.000	43.89	-7.55	36.34	74.00	-37.66	peak
2	3046.000	42.67	-4.74	37.93	74.00	-36.07	peak
3	3862.000	46.84	-2.66	44.18	74.00	-29.82	peak
4	4918.000	41.16	2.48	43.64	74.00	-30.36	peak
5	5806.000	47.03	3.73	50.76	74.00	-23.24	peak
6	5926.000	41.91	5.16	47.07	74.00	-26.93	peak

Note: 1. Measurement = Reading Level + Correct Factor.
 2. If Peak Result complies with AV limit, AV Result is deemed to comply with AV limit.
 3. Peak: Peak detector.
 4. Filter losses were only considered in the spurious frequency bands and the authorized band was not corrected for Band reject filter losses.
 5. Proper operation of the transmitter prior to adding the filter to the measurement chain.
 6. Owing to the highest peak level of unwanted emission out of the restricted bands complies with the lowest limit(54dBuV/m), so all the test point were deemed to comply with the limits list in the standard.



HORIZONTAL RESULTS
7-18GHz

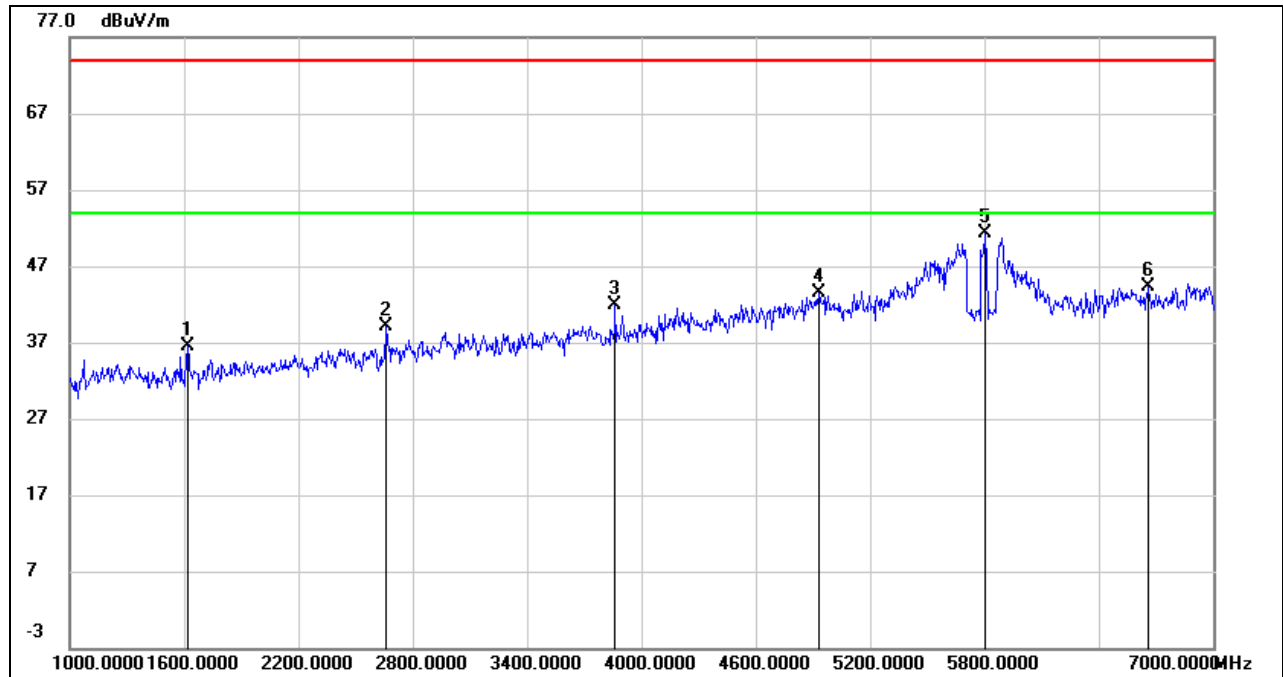


No.	Frequency (MHz)	Reading (dBuV)	Correct (dB/m)	Result (dBuV/m)	Limit (dBuV/m)	Margin (dB)	Remark
1	7957.000	40.64	7.50	48.14	74.00	-25.86	peak
2	10113.000	37.61	10.74	48.35	74.00	-25.65	peak
3	11587.000	38.99	13.52	52.51	74.00	-21.49	peak
4	13985.000	34.50	16.16	50.66	74.00	-23.34	peak
5	16009.000	32.38	17.85	50.23	74.00	-23.77	peak
6	17846.000	30.19	23.41	53.60	74.00	-20.40	peak

Note: 1. Measurement = Reading Level + Correct Factor.
 2. If Peak Result complies with AV limit, AV Result is deemed to comply with AV limit.
 3. Peak: Peak detector.
 4. Filter losses were only considered in the spurious frequency bands and the authorized band was not corrected for High Pass Filter losses.
 5. Proper operation of the transmitter prior to adding the filter to the measurement chain.
 6. Owing to the highest peak level of unwanted emission out of the restricted bands complies with the lowest limit(54dBuV/m), so all the test point were deemed to comply with the limits list in the standard.



VERTICAL RESULTS
1-7GHz

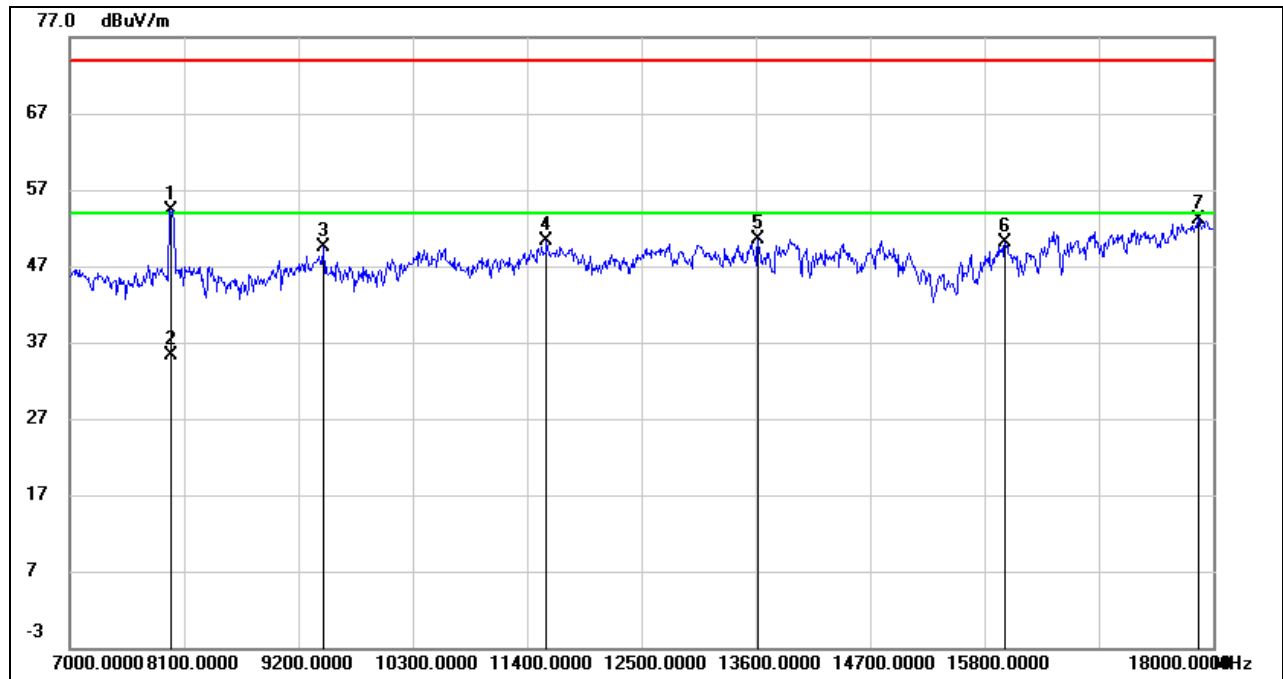


No.	Frequency (MHz)	Reading (dBuV)	Correct (dB/m)	Result (dBuV/m)	Limit (dBuV/m)	Margin (dB)	Remark
1	1618.000	47.69	-11.09	36.60	74.00	-37.40	peak
2	2662.000	46.11	-6.96	39.15	74.00	-34.85	peak
3	3862.000	44.52	-2.66	41.86	74.00	-32.14	peak
4	4930.000	40.94	2.52	43.46	74.00	-30.54	peak
5	5806.000	47.58	3.73	51.31	74.00	-22.69	peak
6	6658.000	37.86	6.54	44.40	74.00	-29.60	peak

Note: 1. Measurement = Reading Level + Correct Factor.
 2. If Peak Result complies with AV limit, AV Result is deemed to comply with AV limit.
 3. Peak: Peak detector.
 4. Filter losses were only considered in the spurious frequency bands and the authorized band was not corrected for Band reject filter losses.
 5. Proper operation of the transmitter prior to adding the filter to the measurement chain.
 6. Owing to the highest peak level of unwanted emission out of the restricted bands complies with the lowest limit(54dBuV/m), so all the test point were deemed to comply with the limits list in the standard.



7-18GHz



No.	Frequency (MHz)	Reading (dBuV)	Correct (dB/m)	Result (dBuV/m)	Limit (dBuV/m)	Margin (dB)	Remark
1	7969.240	46.77	7.49	54.26	74.00	-19.74	peak
2	7969.240	27.72	7.49	35.21	54.00	-18.79	AVG
3	9442.000	39.70	9.85	49.55	74.00	-24.45	peak
4	11587.000	36.69	13.52	50.21	74.00	-23.79	peak
5	13622.000	34.37	16.08	50.45	74.00	-23.55	peak
6	15998.000	32.30	17.80	50.10	74.00	-23.90	peak
7	17857.000	29.79	23.41	53.20	74.00	-20.80	peak

Note: 1. Measurement = Reading Level + Correct Factor.
 2. If Peak Result complies with AV limit, AV Result is deemed to comply with AV limit.
 3. Peak: Peak detector.
 4. AVG: $VBW=1/Ton$ where: ton is transmit duration.
 5. For transmit duration, please refer to clause 7.1.
 6. Filter losses were only considered in the spurious frequency bands and the authorized band was not corrected for High Pass Filter losses.
 7. Proper operation of the transmitter prior to adding the filter to the measurement chain.
 8. Owing to the highest peak level of unwanted emission out of the restricted bands complies with the lowest limit(54dBuV/m), so all the test point were deemed to comply with the limits list in the standard.



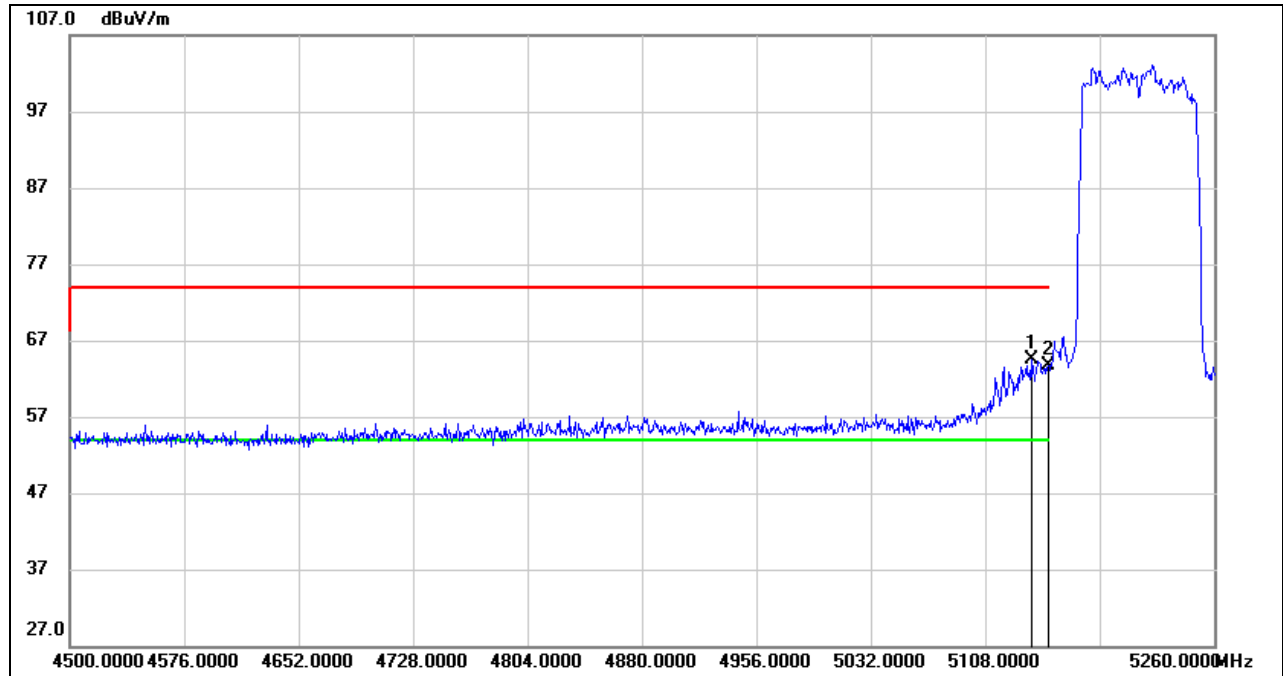
8.4. 802.11ac VHT80 MIMO MODE

8.4.1. UNII-1 BAND

2TX MODE ANT:WCT5J-20

RESTRICTED BANDEDGE LOW CHANNEL

HORIZONTAL RESULTS

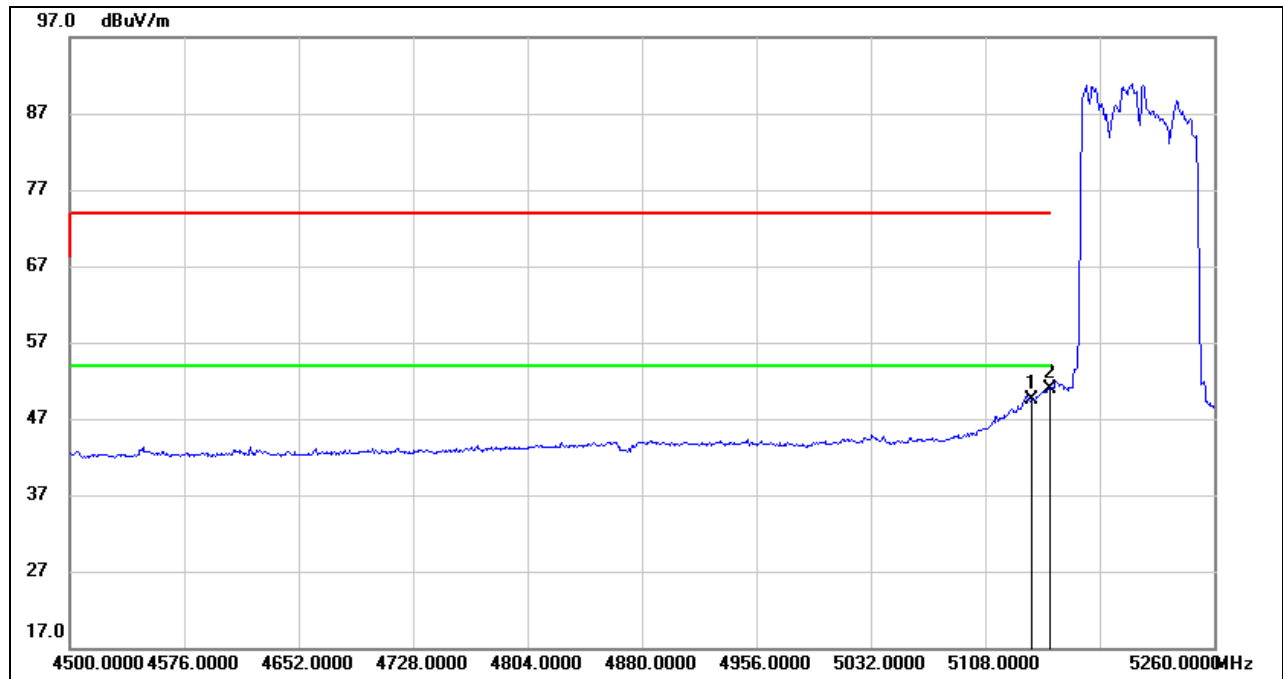


No.	Frequency (MHz)	Reading (dBuV)	Correct (dB/m)	Result (dBuV/m)	Limit (dBuV/m)	Margin (dB)	Remark
1	5138.400	24.16	40.40	64.56	74.00	-9.44	peak
2	5150.000	23.24	40.46	63.70	74.00	-10.30	peak

Note: 1. Measurement = Reading Level + Correct Factor.
 2. If Peak Result complies with AV limit, AV Result is deemed to comply with AV limit.
 3. Peak: Peak detector.
 4. Only the worst case emission will be recorder, if it complies with the limit, the other emissions deemed to comply with the limit.



VERTICAL RESULTS

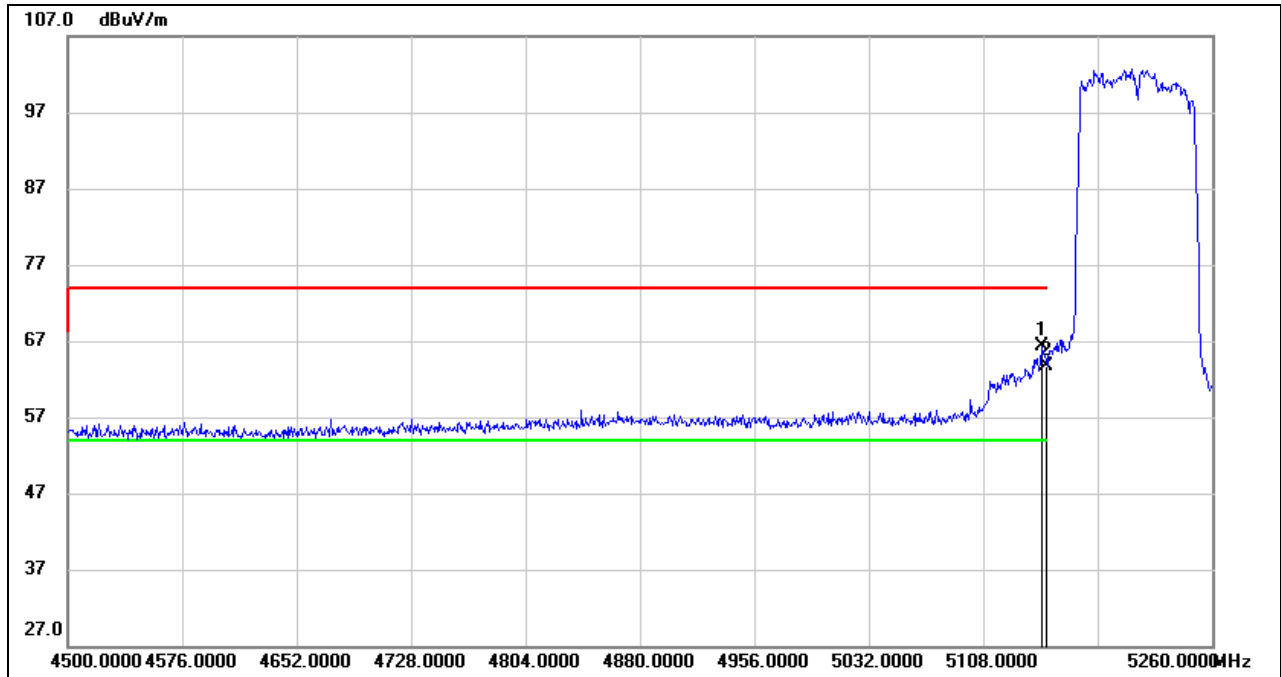


No.	Frequency (MHz)	Reading (dBuV)	Correct (dB/m)	Result (dBuV/m)	Limit (dBuV/m)	Margin (dB)	Remark
1	5138.400	9.07	40.40	49.47	54.00	-4.53	AVG
2	5150.000	10.54	40.46	51.00	54.00	-3.00	AVG

- Note: 1. Measurement = Reading Level + Correct Factor.
 2. AVG: $VBW=1/T_{on}$ where: t_{on} is transmit duration.
 3. For duty cycle, please refer to clause 7.1.
 4. Only the worst case emission will be recorder, if it complies with the limit, the other emissions deemed to comply with the limit.



VERTICAL RESULTS
PEAK

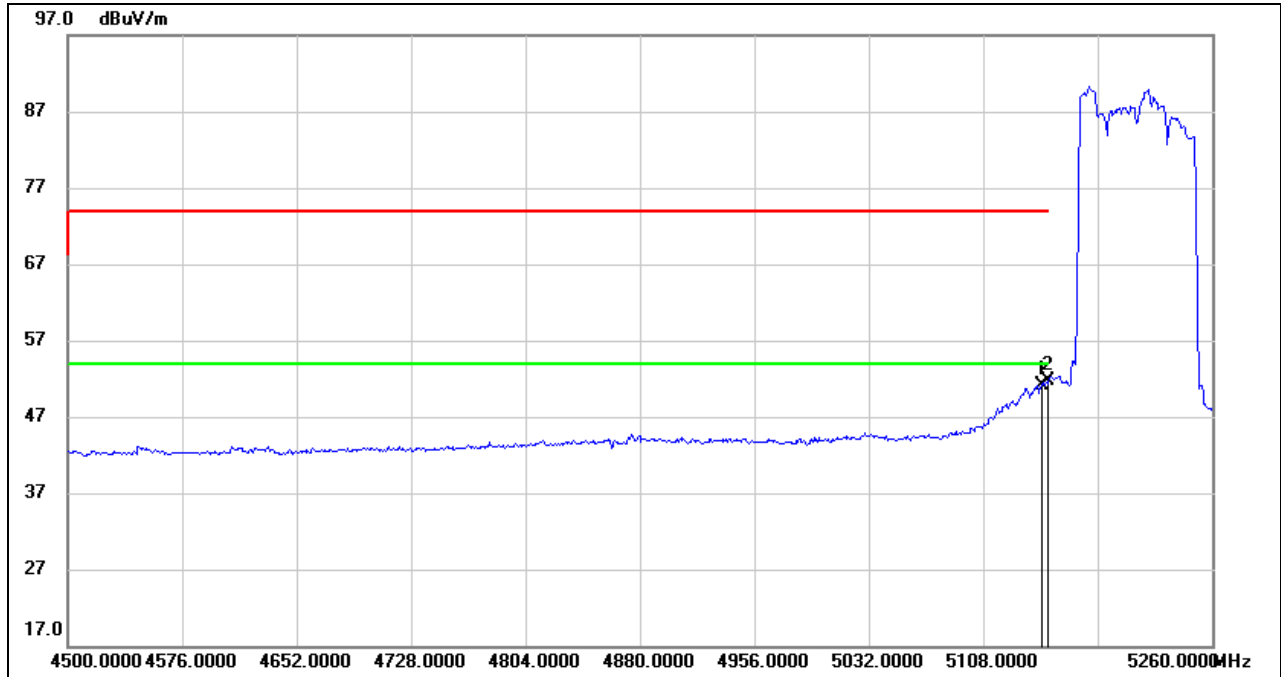


No.	Frequency (MHz)	Reading (dBuV)	Correct (dB/m)	Result (dBuV/m)	Limit (dBuV/m)	Margin (dB)	Remark
1	5146.760	25.84	40.45	66.29	74.00	-7.71	peak
2	5150.000	23.24	40.46	63.70	74.00	-10.30	peak

Note: 1. Measurement = Reading Level + Correct Factor.
 2. If Peak Result complies with AV limit, AV Result is deemed to comply with AV limit.
 3. Peak: Peak detector.
 4. Only the worst case emission will be recorder, if it complies with the limit, the other emissions deemed to comply with the limit.



AVG



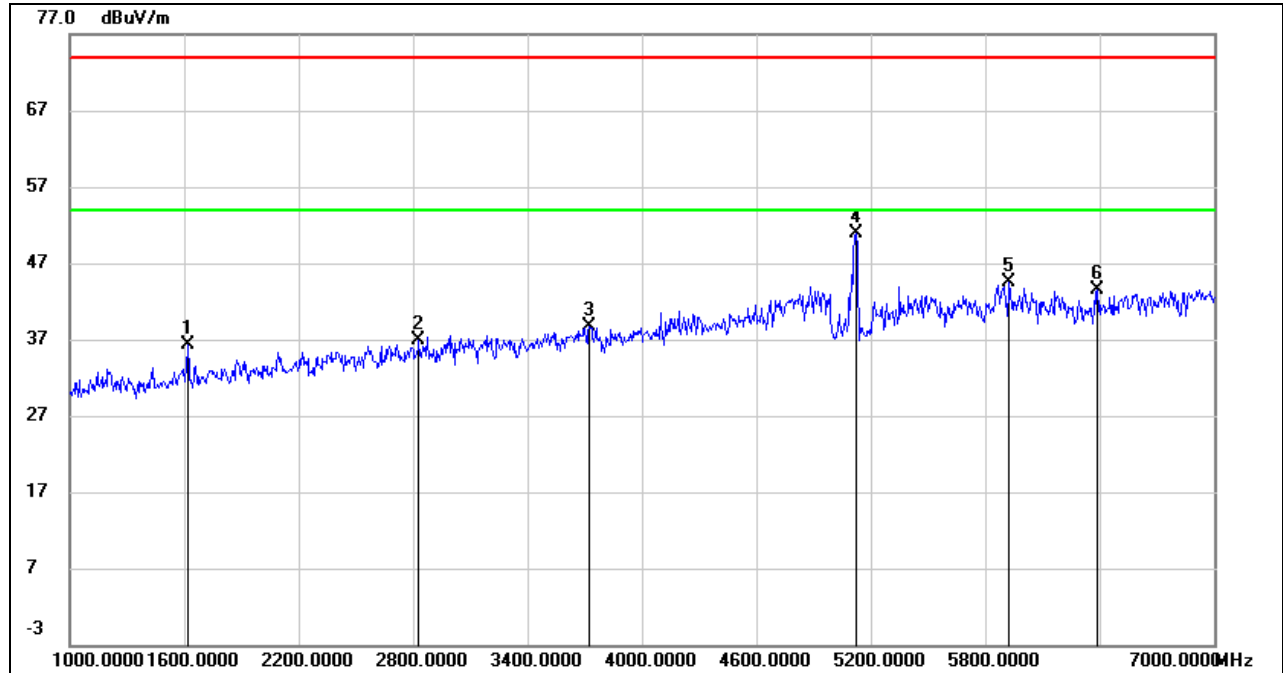
No.	Frequency (MHz)	Reading (dBuV)	Correct (dB/m)	Result (dBuV/m)	Limit (dBuV/m)	Margin (dB)	Remark
1	5146.760	10.71	40.45	51.16	54.00	-2.84	AVG
2	5150.000	11.15	40.46	51.61	54.00	-2.39	AVG

- Note: 1. Measurement = Reading Level + Correct Factor
 2. AVG: $VBW=1/Ton$ where: ton is transmit duration.
 3. For duty cycle, please refer to clause 7.1.
 4. Only the worst case emission will be recorder, if it complies with the limit, the other emissions deemed to comply with the limit.



HARMONICS AND SPURIOUS EMISSIONS LOW CHANNEL

HORIZONTAL RESULTS
1-7GHz

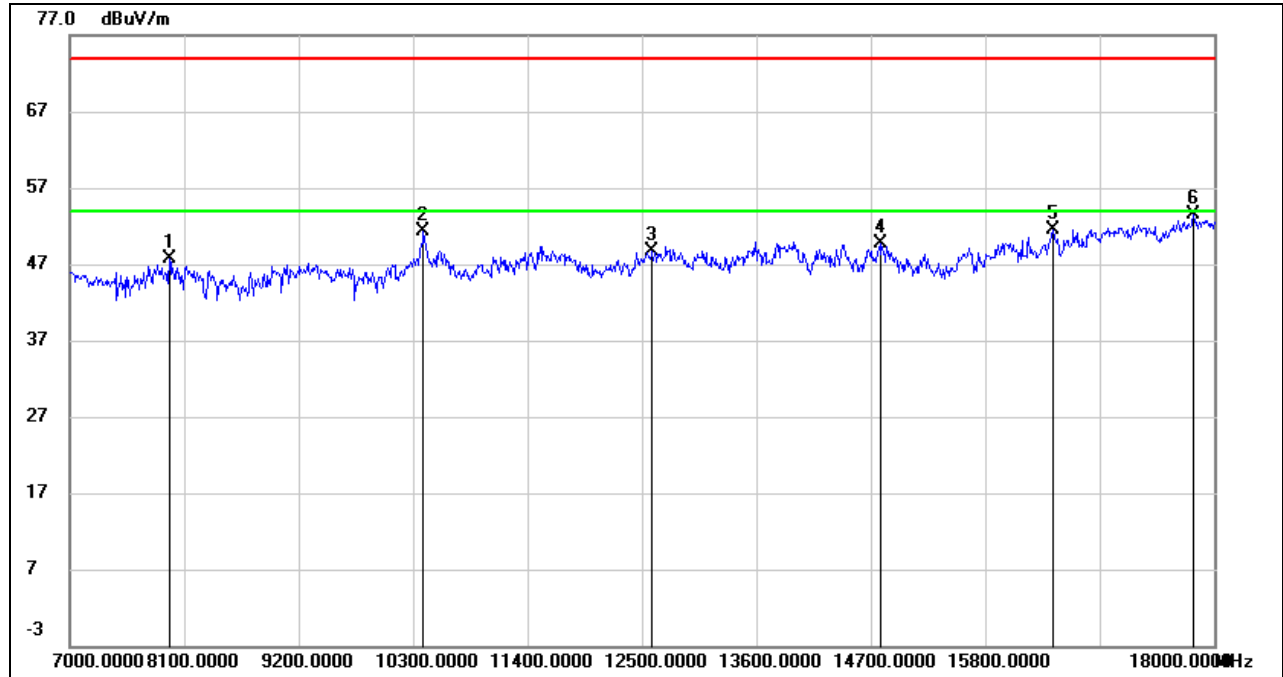


No.	Frequency (MHz)	Reading (dBuV)	Correct (dB/m)	Result (dBuV/m)	Limit (dBuV/m)	Margin (dB)	Remark
1	1618.000	47.39	-11.09	36.30	74.00	-37.70	peak
2	2830.000	42.79	-5.95	36.84	74.00	-37.16	peak
3	3724.000	40.99	-2.22	38.77	74.00	-35.23	peak
4	5122.000	48.02	2.89	50.91	74.00	-23.09	peak
5	5926.000	39.25	5.16	44.41	74.00	-29.59	peak
6	6388.000	38.56	4.96	43.52	74.00	-30.48	peak

Note: 1. Measurement = Reading Level + Correct Factor.
 2. If Peak Result complies with AV limit, AV Result is deemed to comply with AV limit.
 3. Peak: Peak detector.
 4. Filter losses were only considered in the spurious frequency bands and the authorized band was not corrected for Band reject filter losses.
 5. Proper operation of the transmitter prior to adding the filter to the measurement chain.
 6. Owing to the highest peak level of unwanted emission out of the restricted bands complies with the lowest limit(54dBuV/m), so all the test point were deemed to comply with the limits list in the standard.



HORIZONTAL RESULTS
7-18GHz

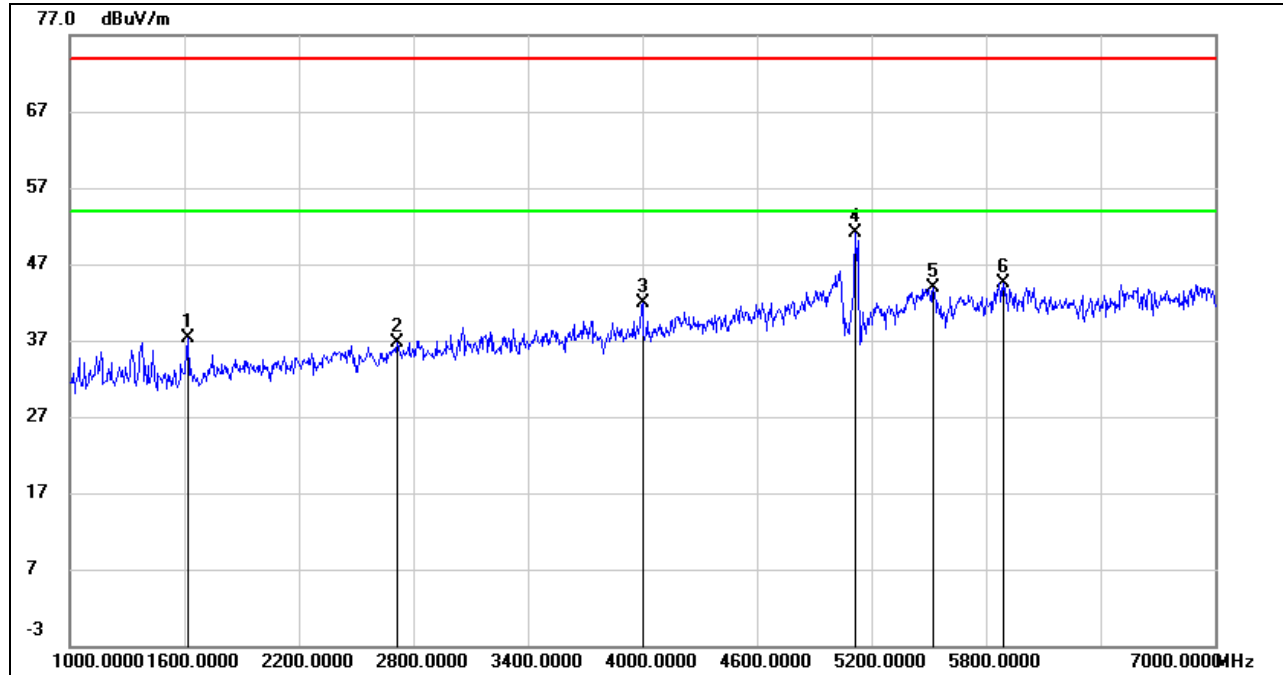


No.	Frequency (MHz)	Reading (dBuV)	Correct (dB/m)	Result (dBuV/m)	Limit (dBuV/m)	Margin (dB)	Remark
1	7957.000	40.16	7.50	47.66	74.00	-26.34	peak
2	10399.000	40.05	11.17	51.22	74.00	-22.78	peak
3	12599.000	34.44	14.19	48.63	74.00	-25.37	peak
4	14788.000	33.64	16.08	49.72	74.00	-24.28	peak
5	16449.000	32.03	19.45	51.48	74.00	-22.52	peak
6	17802.000	30.18	23.41	53.59	74.00	-20.41	peak

Note: 1. Measurement = Reading Level + Correct Factor.
 2. If Peak Result complies with AV limit, AV Result is deemed to comply with AV limit.
 3. Peak: Peak detector.
 4. Filter losses were only considered in the spurious frequency bands and the authorized band was not corrected for High Pass Filter losses.
 5. Proper operation of the transmitter prior to adding the filter to the measurement chain.
 6. Owing to the highest peak level of unwanted emission out of the restricted bands complies with the lowest limit(54dBuV/m), so all the test point were deemed to comply with the limits list in the standard.



VERTICAL RESULTS
1-7GHz

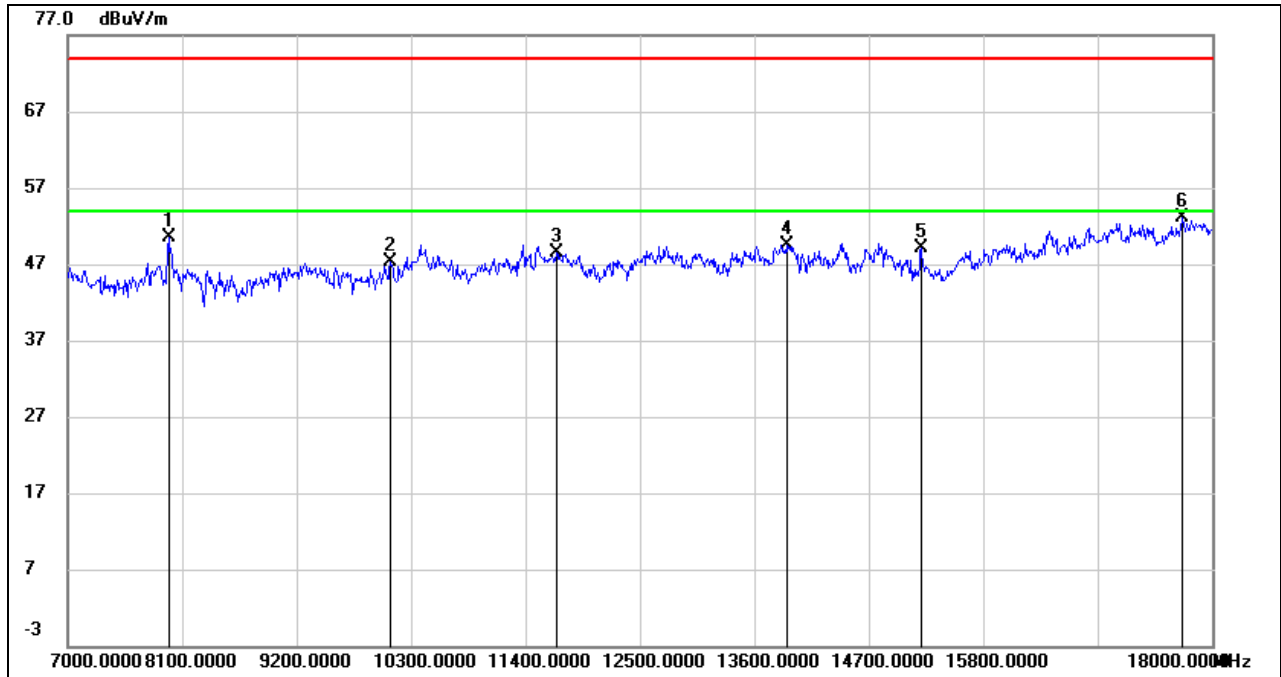


No.	Frequency (MHz)	Reading (dBuV)	Correct (dB/m)	Result (dBuV/m)	Limit (dBuV/m)	Margin (dB)	Remark
1	1618.000	48.33	-11.09	37.24	74.00	-36.76	peak
2	2716.000	43.26	-6.53	36.73	74.00	-37.27	peak
3	4000.000	44.29	-2.38	41.91	74.00	-32.09	peak
4	5116.000	48.21	2.87	51.08	74.00	-22.92	peak
5	5524.000	39.82	4.17	43.99	74.00	-30.01	peak
6	5890.000	39.33	5.26	44.59	74.00	-29.41	peak

Note: 1. Measurement = Reading Level + Correct Factor.
 2. If Peak Result complies with AV limit, AV Result is deemed to comply with AV limit.
 3. Peak: Peak detector.
 4. Filter losses were only considered in the spurious frequency bands and the authorized band was not corrected for Band reject filter losses.
 5. Proper operation of the transmitter prior to adding the filter to the measurement chain.
 6. Owing to the highest peak level of unwanted emission out of the restricted bands complies with the lowest limit(54dBuV/m), so all the test point were deemed to comply with the limits list in the standard.



7-18GHz



No.	Frequency (MHz)	Reading (dBuV)	Correct (dB/m)	Result (dBuV/m)	Limit (dBuV/m)	Margin (dB)	Remark
1	7968.000	43.01	7.49	50.50	74.00	-23.50	peak
2	10102.000	36.44	10.78	47.22	74.00	-26.78	peak
3	11697.000	35.35	13.06	48.41	74.00	-25.59	peak
4	13908.000	33.35	16.16	49.51	74.00	-24.49	peak
5	15206.000	33.01	16.14	49.15	74.00	-24.85	peak
6	17714.000	30.46	22.62	53.08	74.00	-20.92	peak

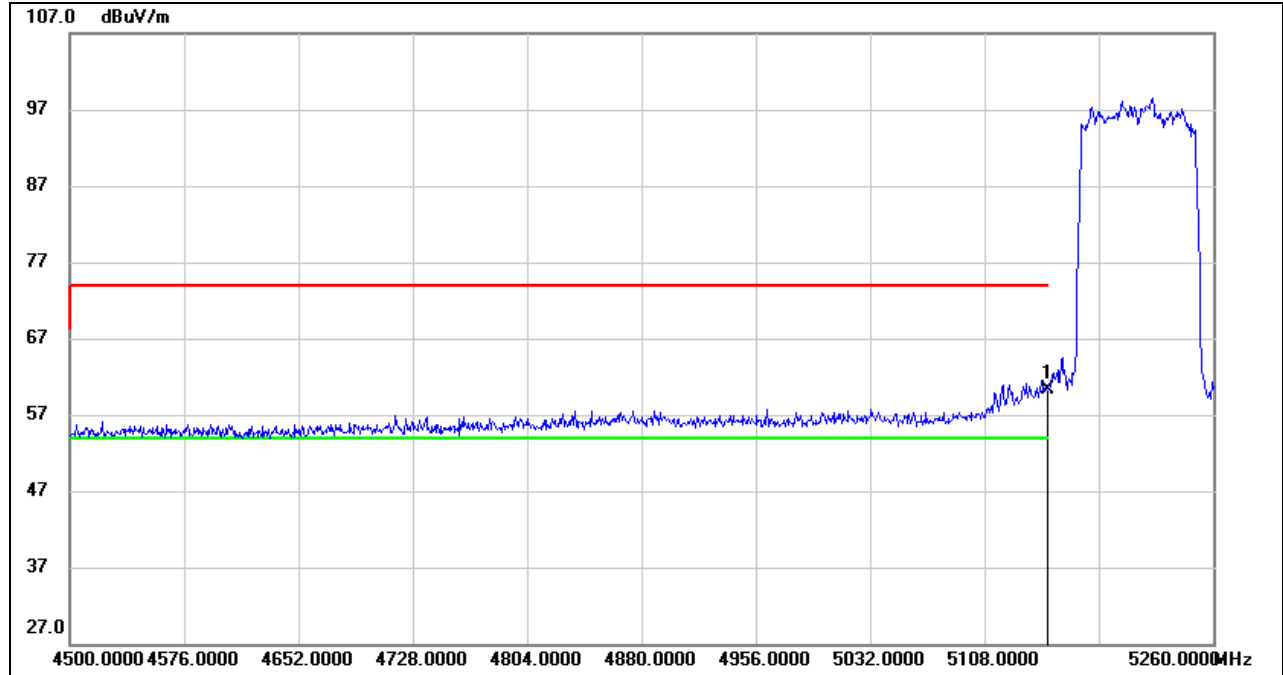
Note: 1. Measurement = Reading Level + Correct Factor.
 2. If Peak Result complies with AV limit, AV Result is deemed to comply with AV limit.
 3. Peak: Peak detector.
 4. Filter losses were only considered in the spurious frequency bands and the authorized band was not corrected for High Pass Filter losses.
 5. Proper operation of the transmitter prior to adding the filter to the measurement chain.
 6. Owing to the highest peak level of unwanted emission out of the restricted bands complies with the lowest limit(54dBuV/m), so all the test point were deemed to comply with the limits list in the standard.



2TX MODE ANT:WCT5H-40

RESTRICTED BANDEGE LOW CHANNEL

HORIZONTAL RESULTS

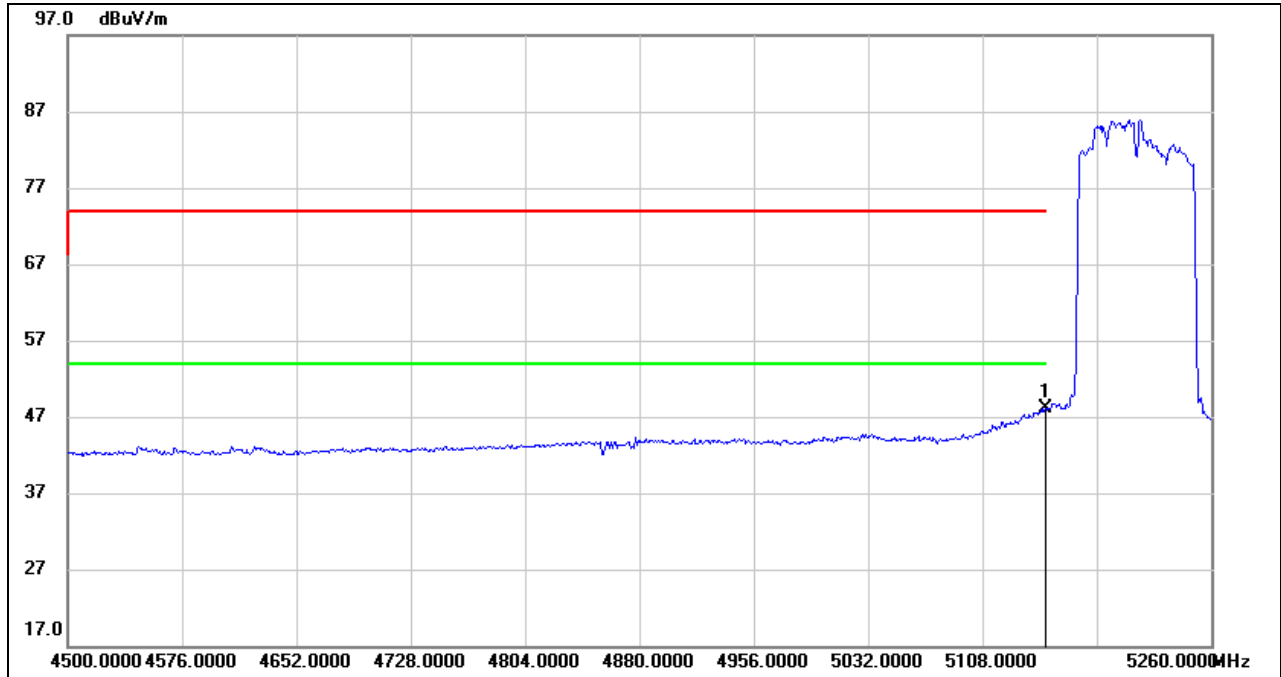


No.	Frequency (MHz)	Reading (dBuV)	Correct (dB/m)	Result (dBuV/m)	Limit (dBuV/m)	Margin (dB)	Remark
1	5150.000	19.75	40.46	60.21	74.00	-13.79	peak

- Note:
1. Measurement = Reading Level + Correct Factor.
 2. If Peak Result complies with AV limit, AV Result is deemed to comply with AV limit.
 3. Peak: Peak detector.
 4. Only the worst case emission will be recorder, if it complies with the limit, the other emissions deemed to comply with the limit.



AVG

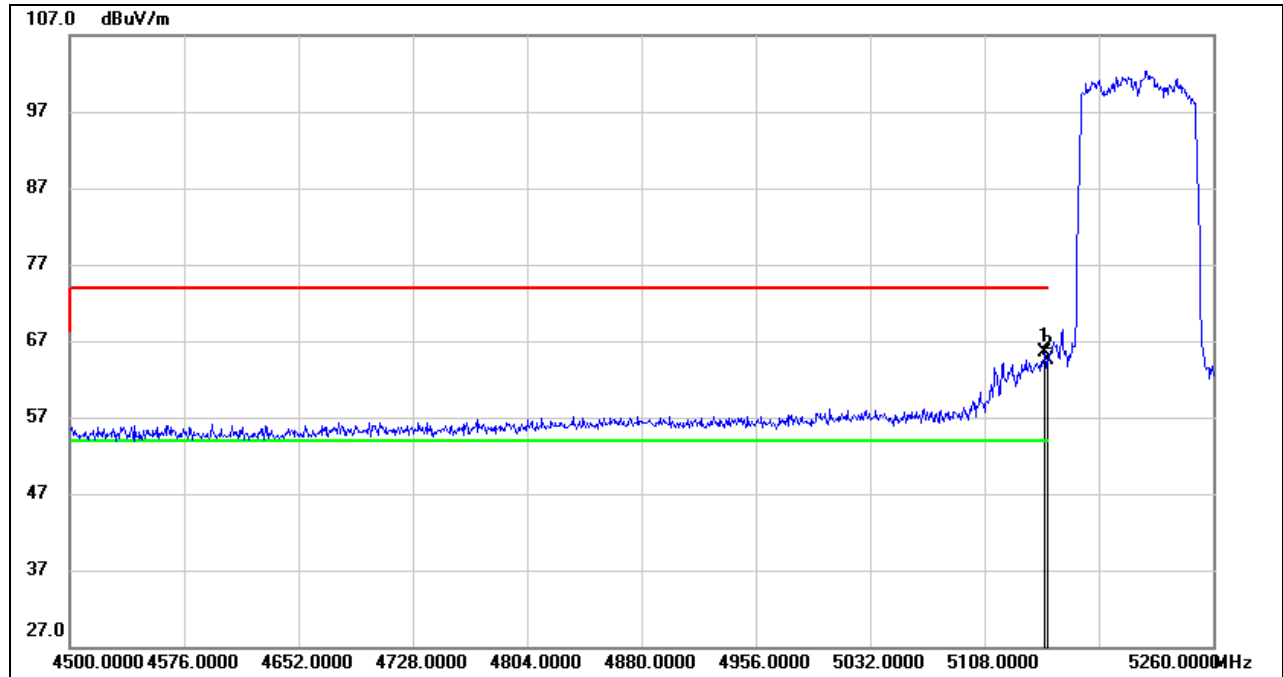


No.	Frequency (MHz)	Reading (dBuV)	Correct (dB/m)	Result (dBuV/m)	Limit (dBuV/m)	Margin (dB)	Remark
1	5150.000	7.57	40.46	48.03	54.00	-5.97	AVG

- Note:
1. Measurement = Reading Level + Correct Factor.
 2. AVG: $VBW=1/Ton$ where: ton is transmit duration.
 3. For duty cycle, please refer to clause 7.1.
 4. Only the worst case emission will be recorder, if it complies with the limit, the other emissions deemed to comply with the limit.



VERTICAL RESULTS
PEAK

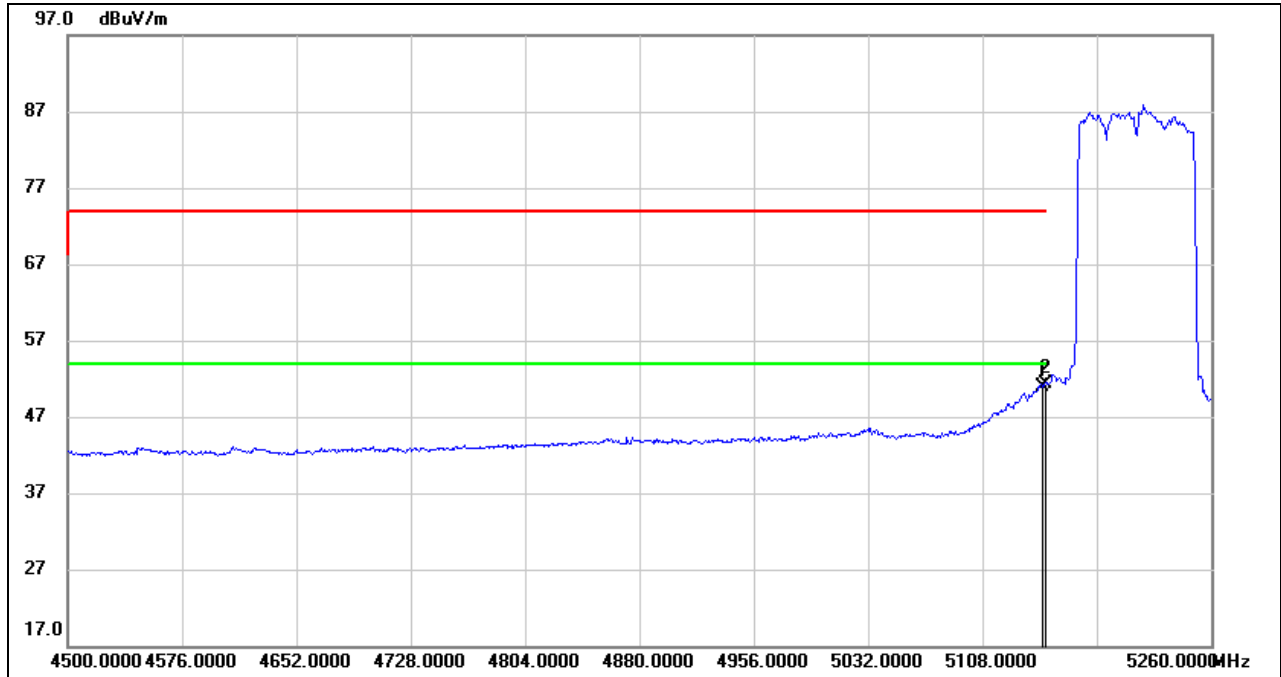


No.	Frequency (MHz)	Reading (dBuV)	Correct (dB/m)	Result (dBuV/m)	Limit (dBuV/m)	Margin (dB)	Remark
1	5148.280	25.04	40.46	65.50	74.00	-8.50	peak
2	5150.000	23.99	40.46	64.45	74.00	-9.55	peak

Note: 1. Measurement = Reading Level + Correct Factor.
2. If Peak Result complies with AV limit, AV Result is deemed to comply with AV limit.
3. Peak: Peak detector.
4. Only the worst case emission will be recorder, if it complies with the limit, the other emissions deemed to comply with the limit.



AVG



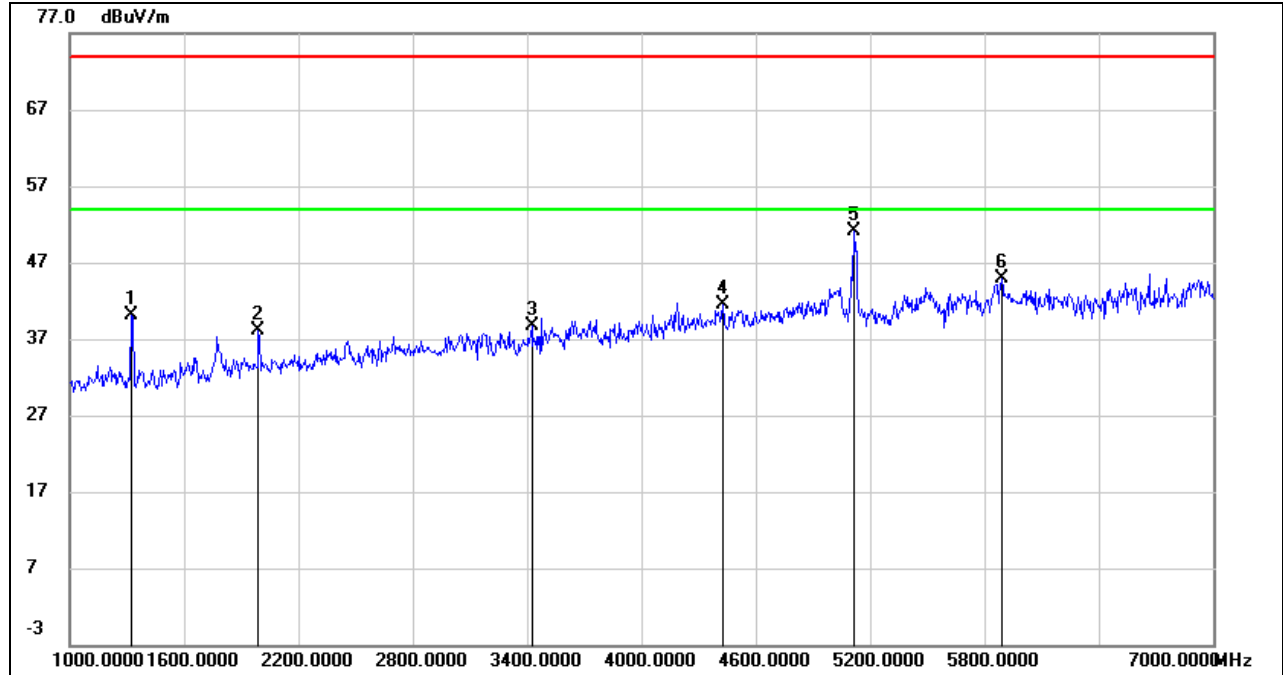
No.	Frequency (MHz)	Reading (dBuV)	Correct (dB/m)	Result (dBuV/m)	Limit (dBuV/m)	Margin (dB)	Remark
1	5148.280	10.38	40.46	50.84	54.00	-3.16	AVG
2	5150.000	10.84	40.46	51.30	54.00	-2.70	AVG

- Note: 1. Measurement = Reading Level + Correct Factor
 2. AVG: $VBW=1/Ton$ where: ton is transmit duration.
 3. For duty cycle, please refer to clause 7.1.
 4. Only the worst case emission will be recorder, if it complies with the limit, the other emissions deemed to comply with the limit.



HARMONICS AND SPURIOUS EMISSIONS LOW CHANNEL

HORIZONTAL RESULTS
1-7GHz

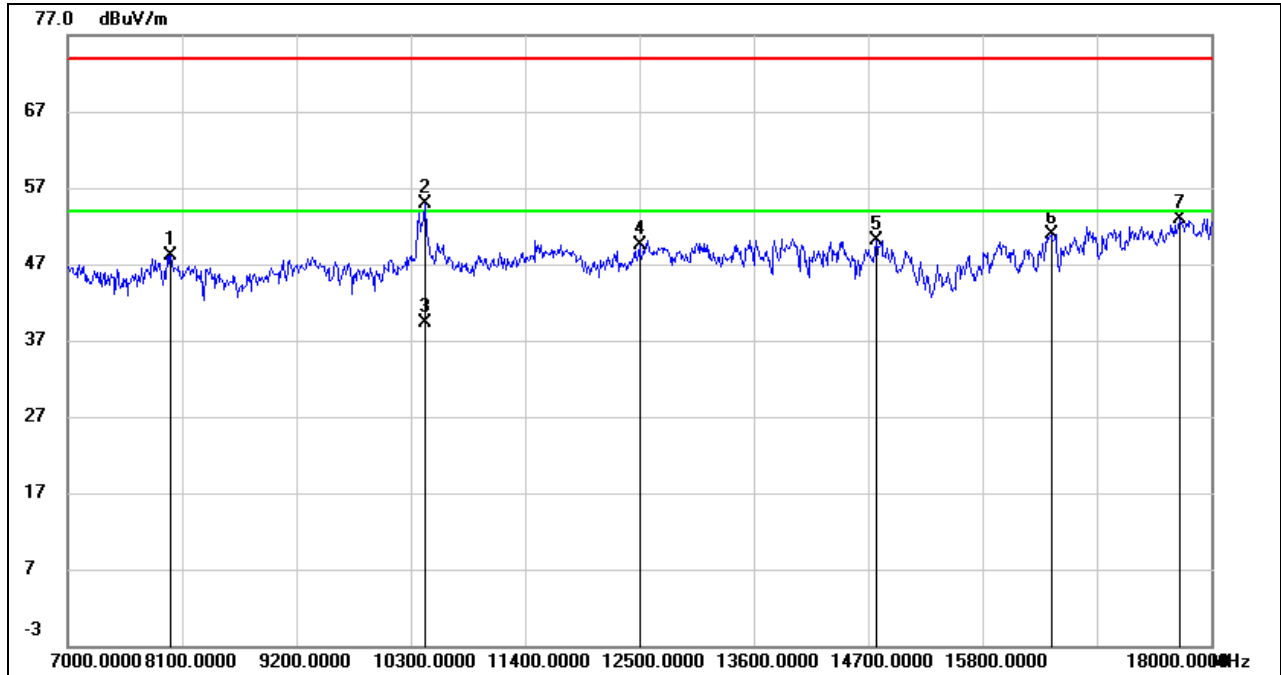


No.	Frequency (MHz)	Reading (dBuV)	Correct (dB/m)	Result (dBuV/m)	Limit (dBuV/m)	Margin (dB)	Remark
1	1324.000	52.42	-12.31	40.11	74.00	-33.89	peak
2	1990.000	47.91	-9.86	38.05	74.00	-35.95	peak
3	3424.000	43.02	-4.39	38.63	74.00	-35.37	peak
4	4426.000	41.82	-0.41	41.41	74.00	-32.59	peak
5	5116.000	48.30	2.87	51.17	74.00	-22.83	peak
6	5890.000	39.64	5.26	44.90	74.00	-29.10	peak

Note: 1. Measurement = Reading Level + Correct Factor.
 2. If Peak Result complies with AV limit, AV Result is deemed to comply with AV limit.
 3. Peak: Peak detector.
 4. Filter losses were only considered in the spurious frequency bands and the authorized band was not corrected for Band reject filter losses.
 5. Proper operation of the transmitter prior to adding the filter to the measurement chain.
 6. Owing to the highest peak level of unwanted emission out of the restricted bands complies with the lowest limit(54dBuV/m), so all the test point were deemed to comply with the limits list in the standard.



HORIZONTAL RESULTS
7-18GHz

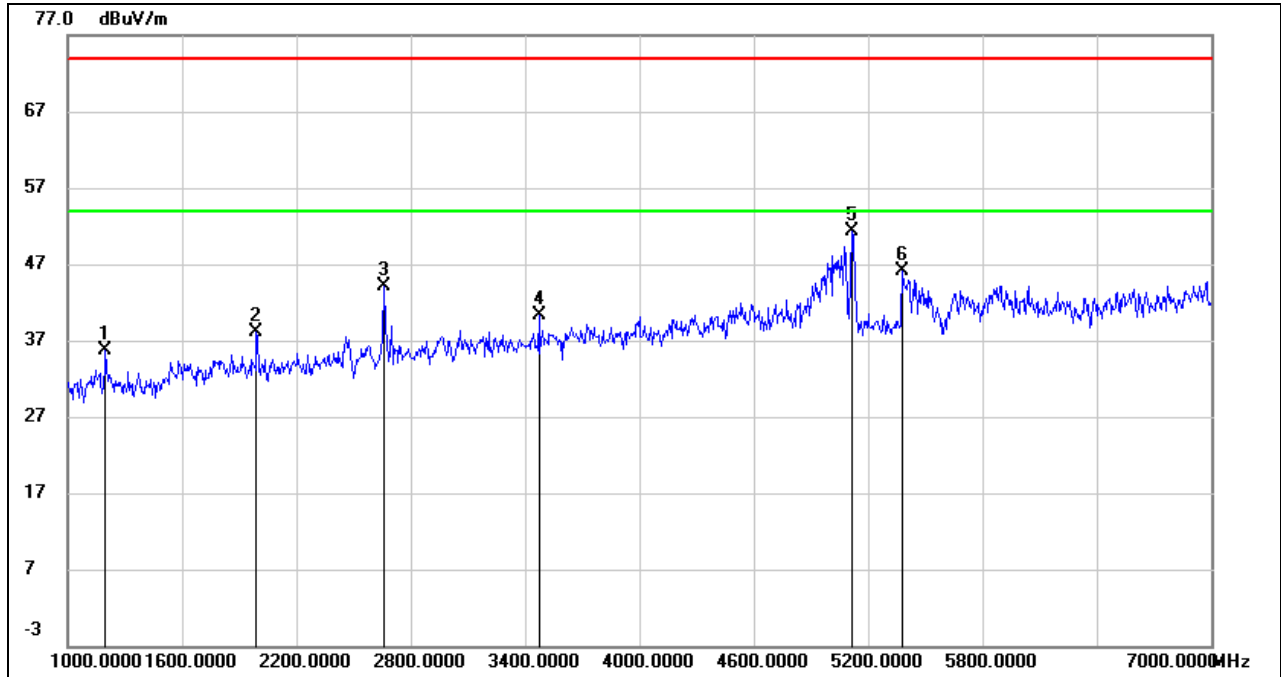


No.	Frequency (MHz)	Reading (dBuV)	Correct (dB/m)	Result (dBuV/m)	Limit (dBuV/m)	Margin (dB)	Remark
1	7990.000	40.63	7.45	48.08	74.00	-25.92	peak
2	10439.000	43.70	11.23	54.93	74.00	-19.07	peak
3	10439.000	28.08	11.23	39.31	54.00	-14.69	AVG
4	12500.000	34.59	14.87	49.46	74.00	-24.54	peak
5	14777.000	33.94	16.10	50.04	74.00	-23.96	peak
6	16460.000	31.40	19.49	50.89	74.00	-23.11	peak
7	17703.000	30.47	22.52	52.99	74.00	-21.01	peak

Note: 1. Measurement = Reading Level + Correct Factor.
 2. If Peak Result complies with AV limit, AV Result is deemed to comply with AV limit.
 3. Peak: Peak detector.
 4. AVG: $VBW=1/T_{on}$ where: t_{on} is transmit duration.
 5. For transmit duration, please refer to clause 7.1.
 6. Filter losses were only considered in the spurious frequency bands and the authorized band was not corrected for High Pass Filter losses.
 7. Proper operation of the transmitter prior to adding the filter to the measurement chain.
 8. Owing to the highest peak level of unwanted emission out of the restricted bands complies with the lowest limit(54dBuV/m), so all the test point were deemed to comply with the limits list in the standard.



VERTICAL RESULTS
1-7GHz

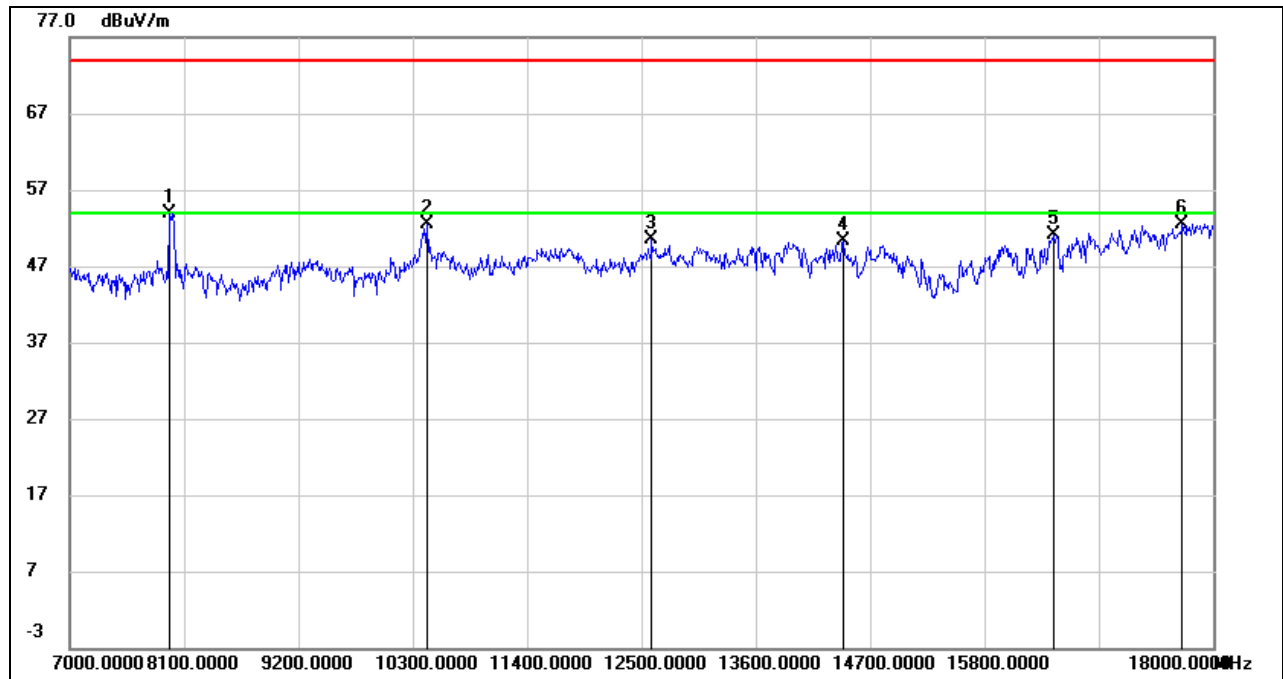


No.	Frequency (MHz)	Reading (dBuV)	Correct (dB/m)	Result (dBuV/m)	Limit (dBuV/m)	Margin (dB)	Remark
1	1198.000	48.31	-12.61	35.70	74.00	-38.30	peak
2	1990.000	47.91	-9.86	38.05	74.00	-35.95	peak
3	2656.000	51.04	-7.01	44.03	74.00	-29.97	peak
4	3472.000	44.46	-4.07	40.39	74.00	-33.61	peak
5	5116.000	48.42	2.87	51.29	74.00	-22.71	peak
6	5380.000	43.15	3.00	46.15	74.00	-27.85	peak

Note: 1. Measurement = Reading Level + Correct Factor.
 2. If Peak Result complies with AV limit, AV Result is deemed to comply with AV limit.
 3. Peak: Peak detector.
 4. Filter losses were only considered in the spurious frequency bands and the authorized band was not corrected for Band reject filter losses.
 5. Proper operation of the transmitter prior to adding the filter to the measurement chain.
 6. Owing to the highest peak level of unwanted emission out of the restricted bands complies with the lowest limit(54dBuV/m), so all the test point were deemed to comply with the limits list in the standard.



7-18GHz



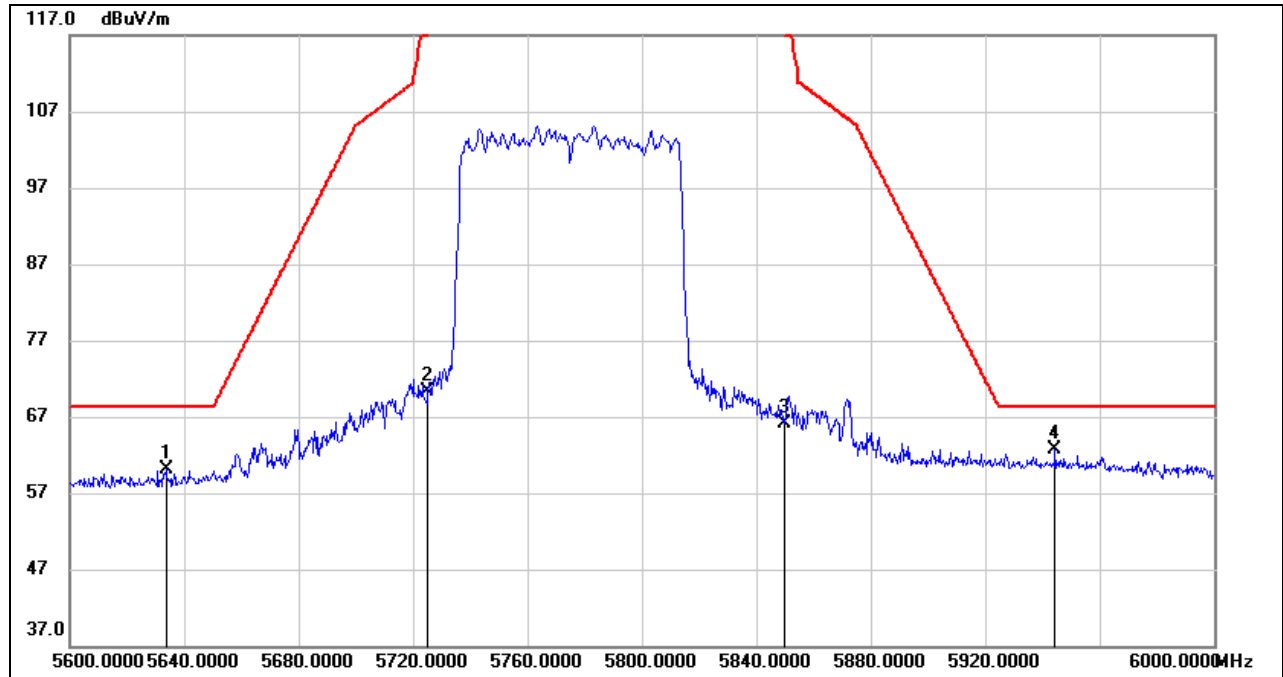
No.	Frequency (MHz)	Reading (dBuV)	Correct (dB/m)	Result (dBuV/m)	Limit (dBuV/m)	Margin (dB)	Remark
1	7957.000	46.44	7.50	53.94	74.00	-20.06	peak
2	10432.000	41.31	11.23	52.54	74.00	-21.46	peak
3	12599.000	36.29	14.19	50.48	74.00	-23.52	peak
4	14436.000	33.59	16.64	50.23	74.00	-23.77	peak
5	16460.000	31.64	19.49	51.13	74.00	-22.87	peak
6	17703.000	30.05	22.52	52.57	74.00	-21.43	peak

Note: 1. Measurement = Reading Level + Correct Factor.
 2. If Peak Result complies with AV limit, AV Result is deemed to comply with AV limit.
 3. Peak: Peak detector.
 4. Filter losses were only considered in the spurious frequency bands and the authorized band was not corrected for High Pass Filter losses.
 5. Proper operation of the transmitter prior to adding the filter to the measurement chain.
 6. Owing to the highest peak level of unwanted emission out of the restricted bands complies with the lowest limit(54dBuV/m), so all the test point were deemed to comply with the limits list in the standard.



8.4.2. UNII-3 BAND
2TX MODE ANT:WCT5J-20
RESTRICTED BANDEGE MID CHANNEL

HORIZONTAL RESULTS



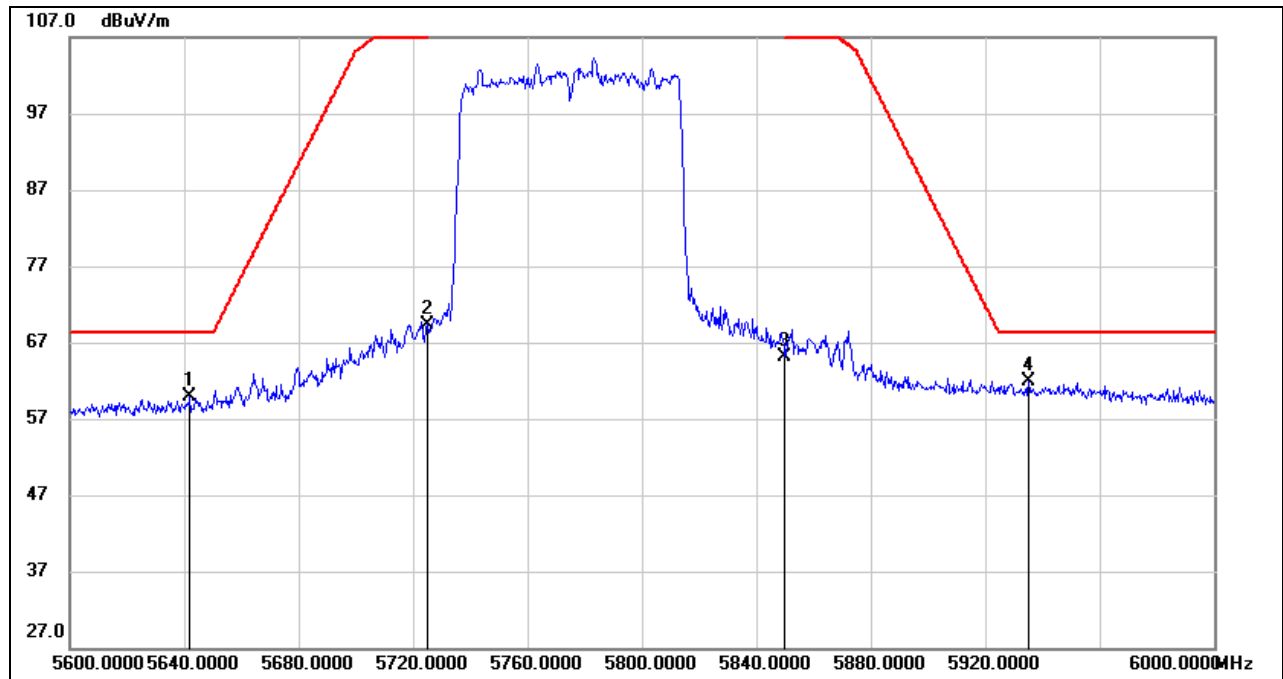
No.	Frequency (MHz)	Reading (dBuV)	Correct (dB/m)	Result (dBuV/m)	Limit (dBuV/m)	Margin (dB)	Remark
1	5633.600	18.66	41.47	60.13	68.20	-8.07	peak
2	5725.000	28.77	41.61	70.38	122.20	-51.82	peak
3	5850.000	23.15	42.89	66.04	122.20	-56.16	peak
4	5944.400	19.60	43.09	62.69	68.20	-5.51	peak

Note: 1. Measurement = Reading Level + Correct Factor.

2. Only the worst case emission will be recorder, if it complies with the limit, the other emissions deemed to comply with the limit.



VERTICAL RESULTS



No.	Frequency (MHz)	Reading (dBuV)	Correct (dB/m)	Result (dBuV/m)	Limit (dBuV/m)	Margin (dB)	Remark
1	5642.000	18.34	41.48	59.82	68.20	-8.38	peak
2	5725.000	27.62	41.61	69.23	122.20	-52.97	peak
3	5850.000	22.18	42.89	65.07	122.20	-57.13	peak
4	5935.200	18.70	43.25	61.95	68.20	-6.25	peak

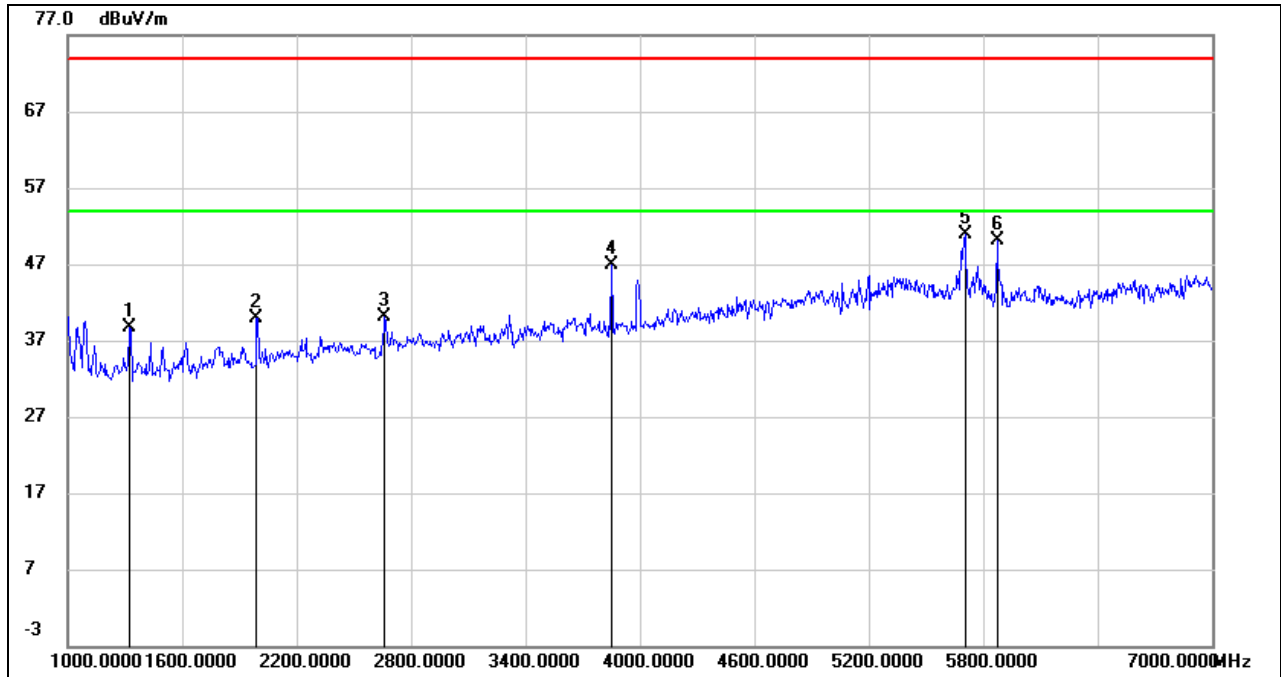
Note: 1. Measurement = Reading Level + Correct Factor.

2. Only the worst case emission will be recorder, if it complies with the limit, the other emissions deemed to comply with the limit.



HARMONICS AND SPURIOUS EMISSIONS MID CHANNEL

HORIZONTAL RESULTS
1-7GHz

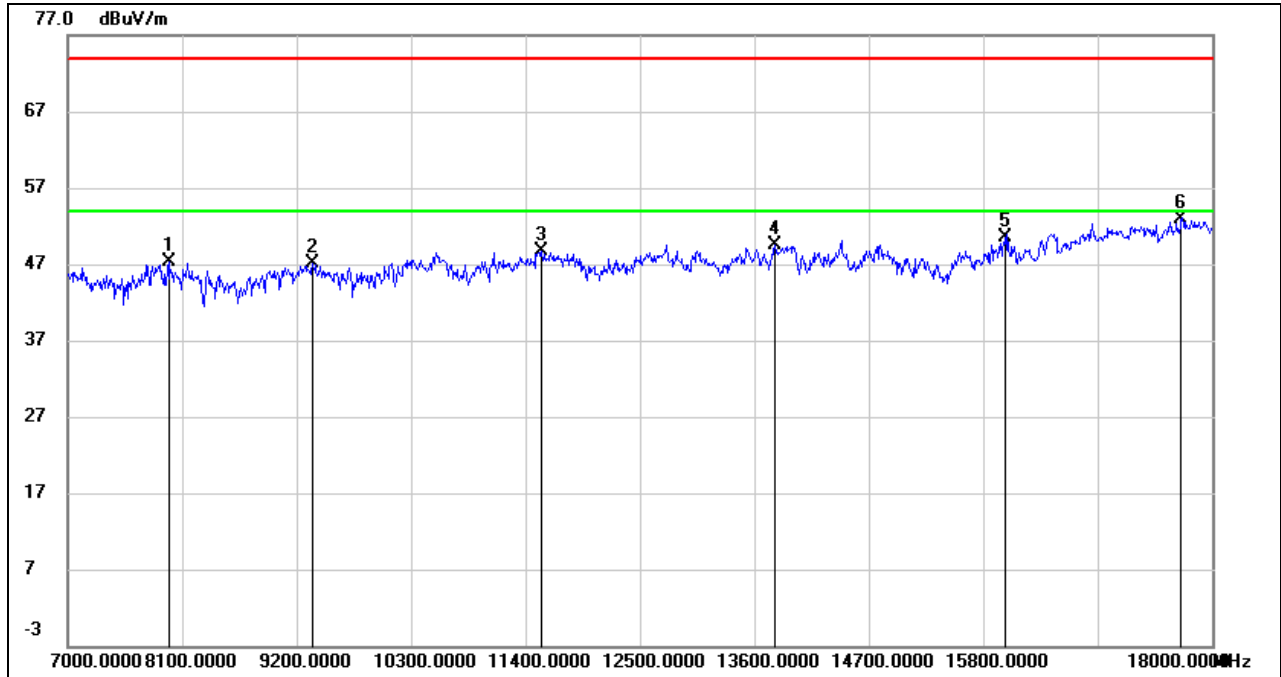


No.	Frequency (MHz)	Reading (dBuV)	Correct (dB/m)	Result (dBuV/m)	Limit (dBuV/m)	Margin (dB)	Remark
1	1324.000	51.03	-12.31	38.72	74.00	-35.28	peak
2	1990.000	49.85	-9.86	39.99	74.00	-34.01	peak
3	2662.000	47.01	-6.96	40.05	74.00	-33.95	peak
4	3850.000	49.64	-2.71	46.93	74.00	-27.07	peak
5	5704.000	46.96	3.87	50.83	74.00	-23.17	peak
6	5872.000	45.25	4.93	50.18	74.00	-23.82	peak

Note: 1. Measurement = Reading Level + Correct Factor.
 2. If Peak Result complies with AV limit, AV Result is deemed to comply with AV limit.
 3. Peak: Peak detector.
 4. Filter losses were only considered in the spurious frequency bands and the authorized band was not corrected for Band reject filter losses.
 5. Proper operation of the transmitter prior to adding the filter to the measurement chain.
 6. Owing to the highest peak level of unwanted emission out of the restricted bands complies with the lowest limit(54dBuV/m), so all the test point were deemed to comply with the limits list in the standard.



HORIZONTAL RESULTS
7-18GHz

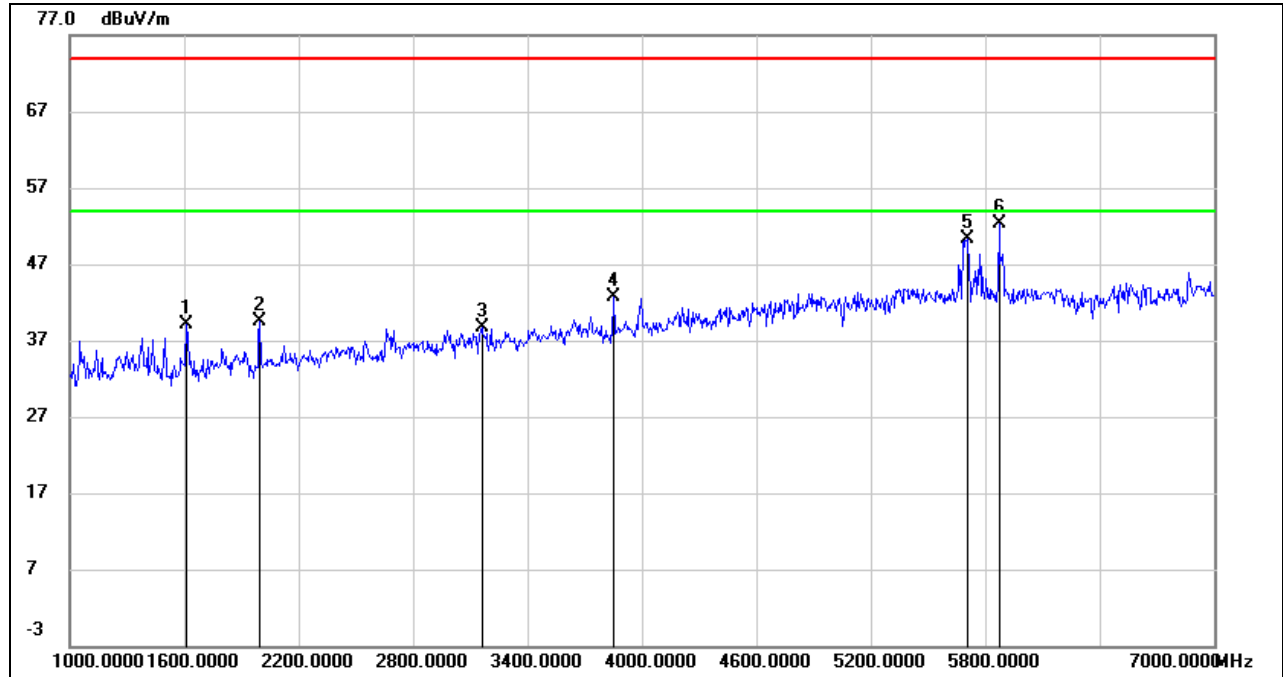


No.	Frequency (MHz)	Reading (dBuV)	Correct (dB/m)	Result (dBuV/m)	Limit (dBuV/m)	Margin (dB)	Remark
1	7968.000	39.73	7.49	47.22	74.00	-26.78	peak
2	9354.000	37.52	9.64	47.16	74.00	-26.84	peak
3	11554.000	35.18	13.45	48.63	74.00	-25.37	peak
4	13798.000	32.41	17.05	49.46	74.00	-24.54	peak
5	16009.000	32.58	17.85	50.43	74.00	-23.57	peak
6	17703.000	30.40	22.52	52.92	74.00	-21.08	peak

Note: 1. Measurement = Reading Level + Correct Factor.
 2. If Peak Result complies with AV limit, AV Result is deemed to comply with AV limit.
 3. Peak: Peak detector.
 4. Filter losses were only considered in the spurious frequency bands and the authorized band was not corrected for High Pass Filter losses.
 5. Proper operation of the transmitter prior to adding the filter to the measurement chain.
 6. Owing to the highest peak level of unwanted emission out of the restricted bands complies with the lowest limit(54dBuV/m), so all the test point were deemed to comply with the limits list in the standard.



VERTICAL RESULTS
1-7GHz

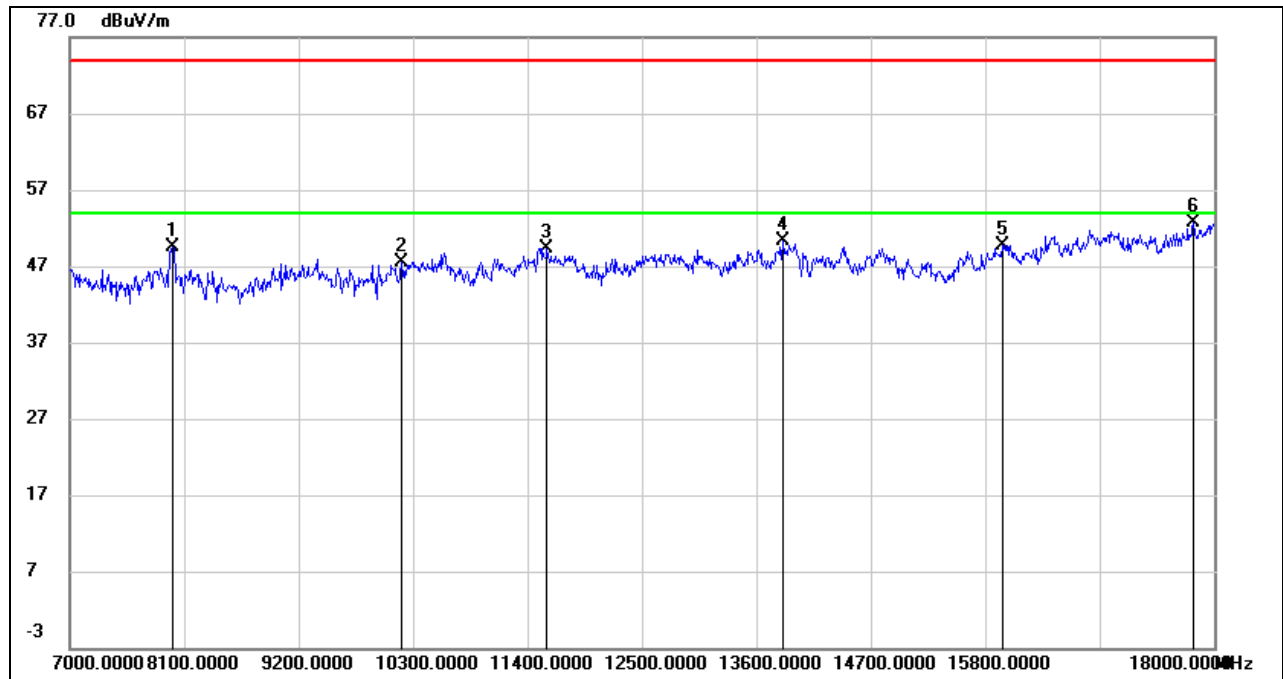


No.	Frequency (MHz)	Reading (dBuV)	Correct (dB/m)	Result (dBuV/m)	Limit (dBuV/m)	Margin (dB)	Remark
1	1612.000	50.11	-11.10	39.01	74.00	-34.99	peak
2	1996.000	49.38	-9.87	39.51	74.00	-34.49	peak
3	3160.000	43.19	-4.57	38.62	74.00	-35.38	peak
4	3850.000	45.48	-2.71	42.77	74.00	-31.23	peak
5	5704.000	46.40	3.87	50.27	74.00	-23.73	peak
6	5872.000	47.31	4.93	52.24	74.00	-21.76	peak

Note: 1. Measurement = Reading Level + Correct Factor.
 2. If Peak Result complies with AV limit, AV Result is deemed to comply with AV limit.
 3. Peak: Peak detector.
 4. Filter losses were only considered in the spurious frequency bands and the authorized band was not corrected for Band reject filter losses.
 5. Proper operation of the transmitter prior to adding the filter to the measurement chain.
 6. Owing to the highest peak level of unwanted emission out of the restricted bands complies with the lowest limit(54dBuV/m), so all the test point were deemed to comply with the limits list in the standard.



7-18GHz



No.	Frequency (MHz)	Reading (dBuV)	Correct (dB/m)	Result (dBuV/m)	Limit (dBuV/m)	Margin (dB)	Remark
1	7990.000	42.13	7.45	49.58	74.00	-24.42	peak
2	10190.000	37.03	10.45	47.48	74.00	-26.52	peak
3	11587.000	35.81	13.52	49.33	74.00	-24.67	peak
4	13853.000	33.70	16.59	50.29	74.00	-23.71	peak
5	15965.000	32.00	17.76	49.76	74.00	-24.24	peak
6	17802.000	29.27	23.41	52.68	74.00	-21.32	peak

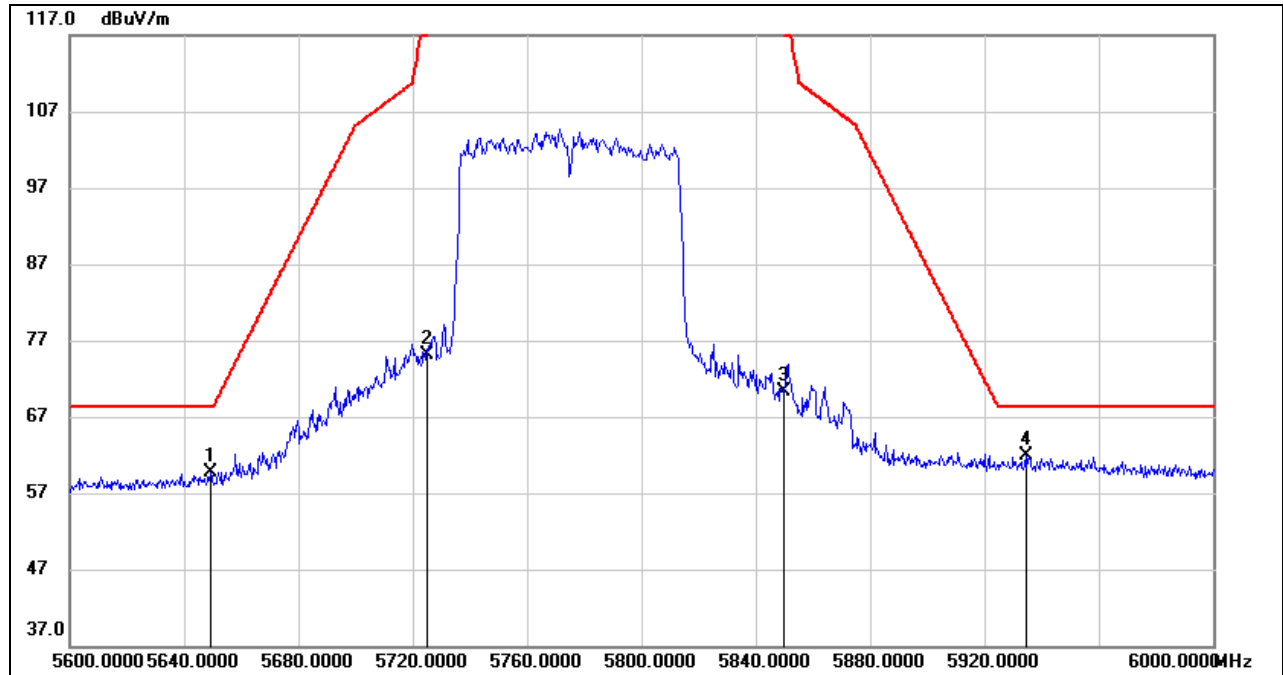
Note: 1. Measurement = Reading Level + Correct Factor.
 2. If Peak Result complies with AV limit, AV Result is deemed to comply with AV limit.
 3. Peak: Peak detector.
 4. Filter losses were only considered in the spurious frequency bands and the authorized band was not corrected for High Pass Filter losses.
 5. Proper operation of the transmitter prior to adding the filter to the measurement chain.
 6. Owing to the highest peak level of unwanted emission out of the restricted bands complies with the lowest limit(54dBuV/m), so all the test point were deemed to comply with the limits list in the standard.



2TX MODE ANT:WCT5H-40

RESTRICTED BANDEDGE MID CHANNEL

HORIZONTAL RESULTS



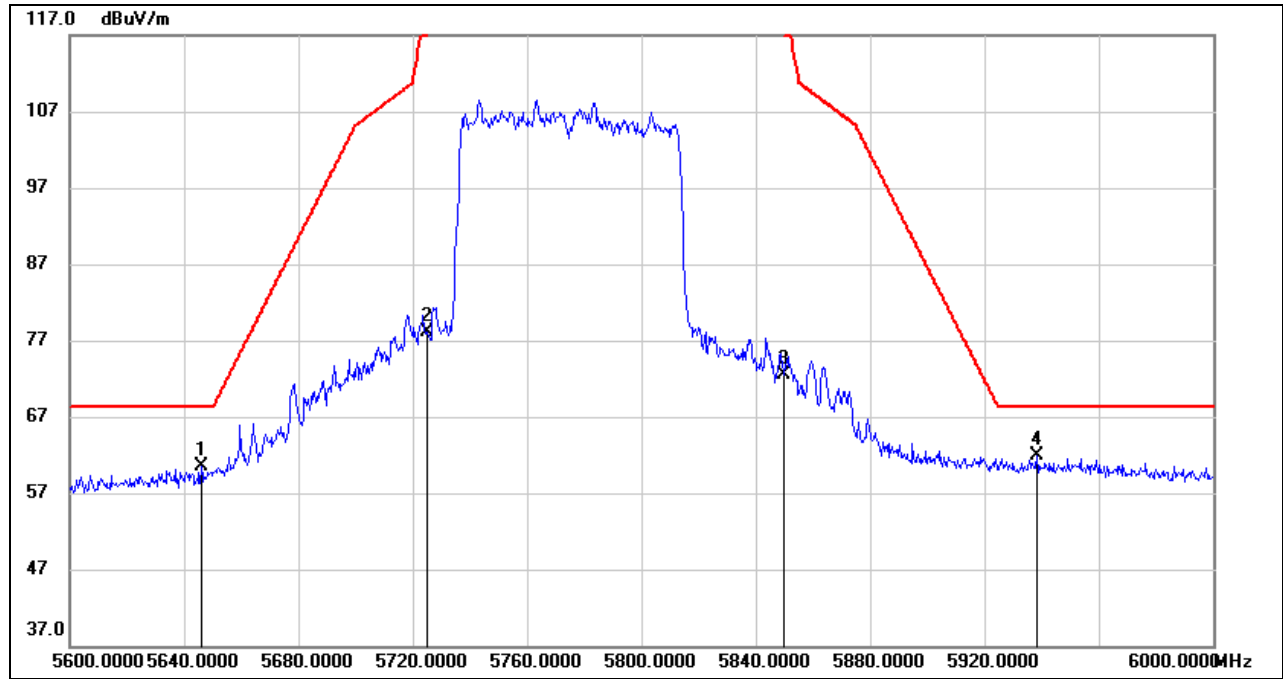
No.	Frequency (MHz)	Reading (dBuV)	Correct (dB/m)	Result (dBuV/m)	Limit (dBuV/m)	Margin (dB)	Remark
1	5649.200	18.17	41.48	59.65	68.20	-8.55	peak
2	5725.000	33.40	41.61	75.01	122.20	-47.19	peak
3	5850.000	27.42	42.89	70.31	122.20	-51.89	peak
4	5934.400	18.74	43.26	62.00	68.20	-6.20	peak

Note: 1. Measurement = Reading Level + Correct Factor.

2. Only the worst case emission will be recorder, if it complies with the limit, the other emissions deemed to comply with the limit.



VERTICAL RESULTS



No.	Frequency (MHz)	Reading (dBuV)	Correct (dB/m)	Result (dBuV/m)	Limit (dBuV/m)	Margin (dB)	Remark
1	5646.000	19.05	41.48	60.53	68.20	-7.67	peak
2	5725.000	36.50	41.61	78.11	122.20	-44.09	peak
3	5850.000	29.66	42.89	72.55	122.20	-49.65	peak
4	5938.400	18.64	43.20	61.84	68.20	-6.36	peak

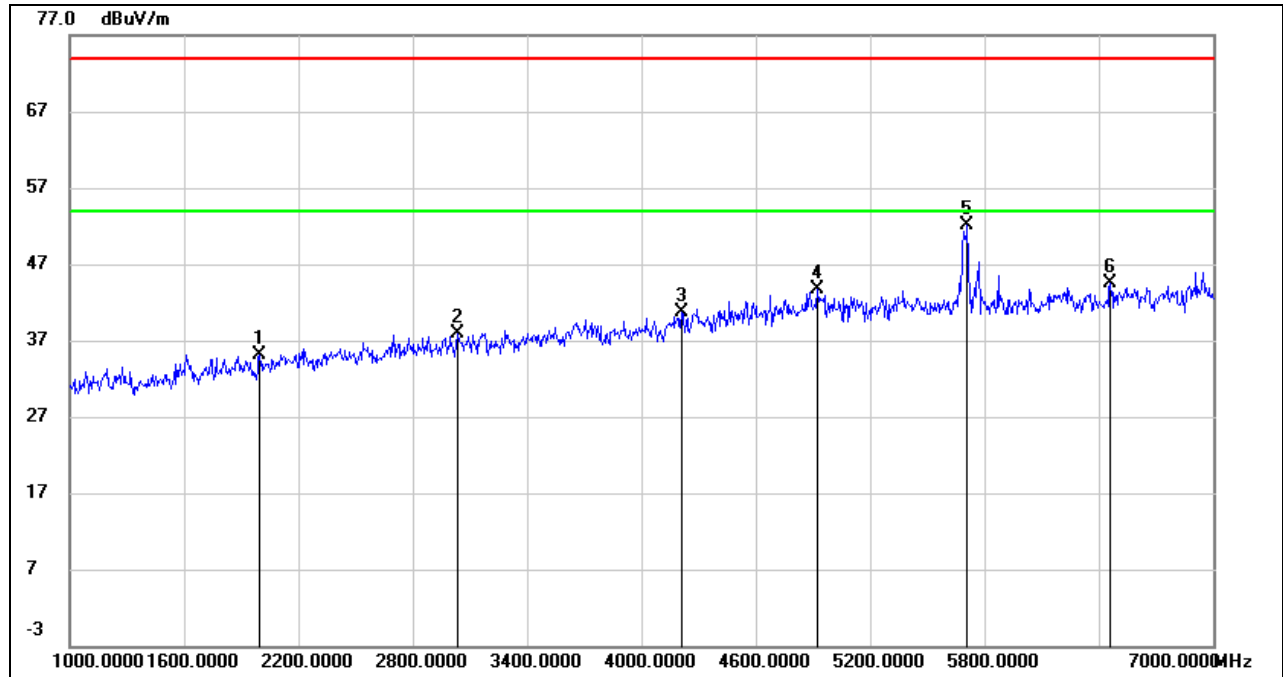
Note: 1. Measurement = Reading Level + Correct Factor.

2. Only the worst case emission will be recorder, if it complies with the limit, the other emissions deemed to comply with the limit.



HARMONICS AND SPURIOUS EMISSIONS MID CHANNEL

HORIZONTAL RESULTS
1-7GHz

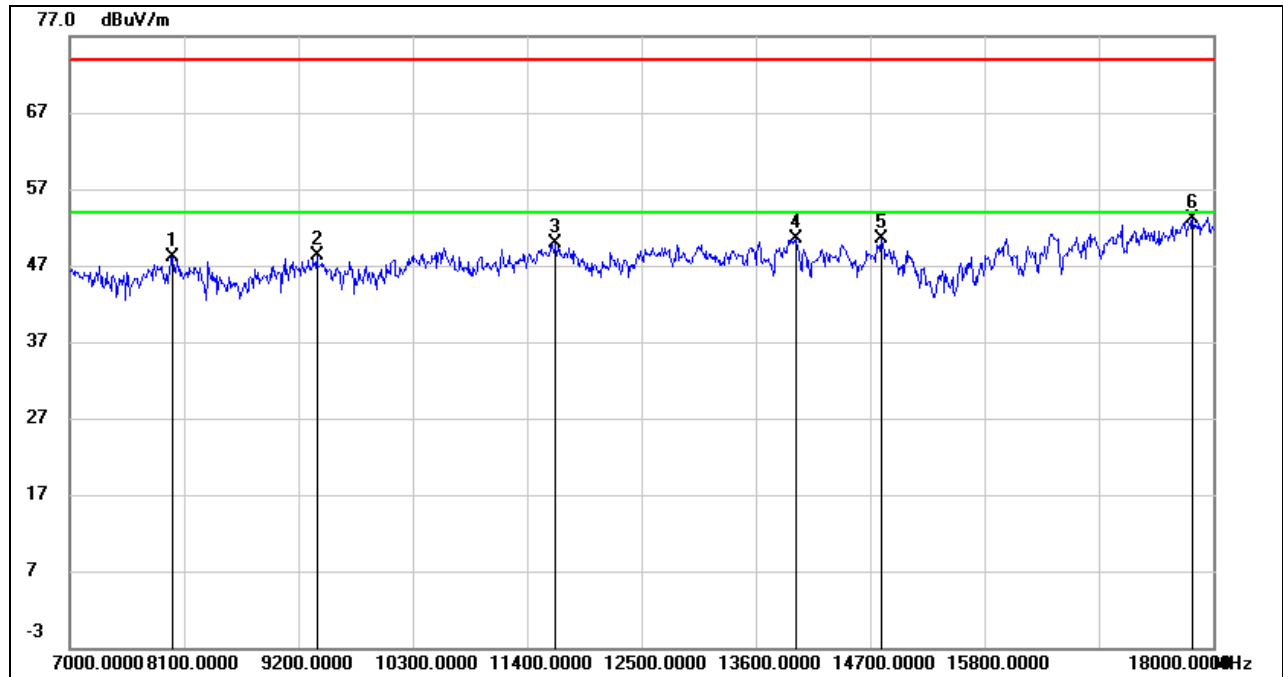


No.	Frequency (MHz)	Reading (dBuV)	Correct (dB/m)	Result (dBuV/m)	Limit (dBuV/m)	Margin (dB)	Remark
1	1996.000	45.00	-9.87	35.13	74.00	-38.87	peak
2	3034.000	42.82	-4.84	37.98	74.00	-36.02	peak
3	4210.000	41.52	-0.86	40.66	74.00	-33.34	peak
4	4924.000	41.24	2.50	43.74	74.00	-30.26	peak
5	5710.000	48.32	3.86	52.18	74.00	-21.82	peak
6	6460.000	38.23	6.28	44.51	74.00	-29.49	peak

Note: 1. Measurement = Reading Level + Correct Factor.
 2. If Peak Result complies with AV limit, AV Result is deemed to comply with AV limit.
 3. Peak: Peak detector.
 4. Filter losses were only considered in the spurious frequency bands and the authorized band was not corrected for Band reject filter losses.
 5. Proper operation of the transmitter prior to adding the filter to the measurement chain.
 6. Owing to the highest peak level of unwanted emission out of the restricted bands complies with the lowest limit(54dBuV/m), so all the test point were deemed to comply with the limits list in the standard.



HORIZONTAL RESULTS
7-18GHz

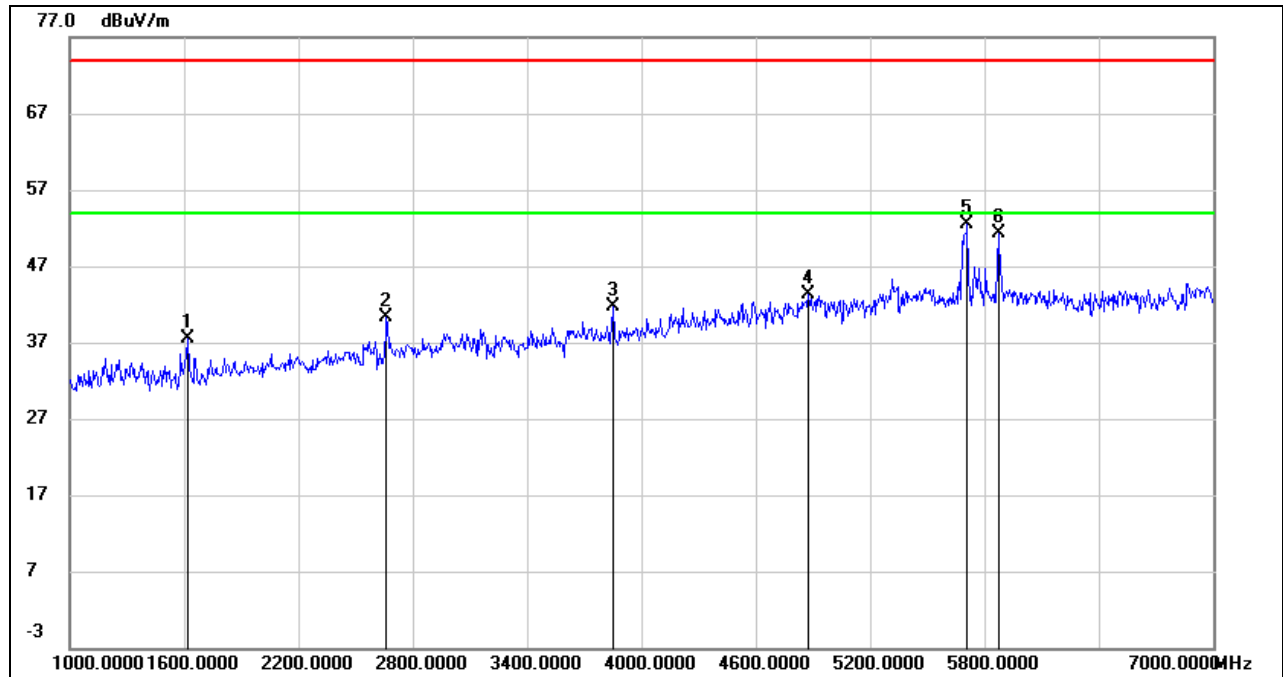


No.	Frequency (MHz)	Reading (dBuV)	Correct (dB/m)	Result (dBuV/m)	Limit (dBuV/m)	Margin (dB)	Remark
1	7990.000	40.67	7.45	48.12	74.00	-25.88	peak
2	9376.000	38.52	9.79	48.31	74.00	-25.69	peak
3	11675.000	36.73	13.16	49.89	74.00	-24.11	peak
4	13985.000	34.40	16.16	50.56	74.00	-23.44	peak
5	14810.000	34.38	16.07	50.45	74.00	-23.55	peak
6	17802.000	29.60	23.41	53.01	74.00	-20.99	peak

Note: 1. Measurement = Reading Level + Correct Factor.
 2. If Peak Result complies with AV limit, AV Result is deemed to comply with AV limit.
 3. Peak: Peak detector.
 4. Filter losses were only considered in the spurious frequency bands and the authorized band was not corrected for High Pass Filter losses.
 5. Proper operation of the transmitter prior to adding the filter to the measurement chain.
 6. Owing to the highest peak level of unwanted emission out of the restricted bands complies with the lowest limit(54dBuV/m), so all the test point were deemed to comply with the limits list in the standard.



VERTICAL RESULTS
1-7GHz

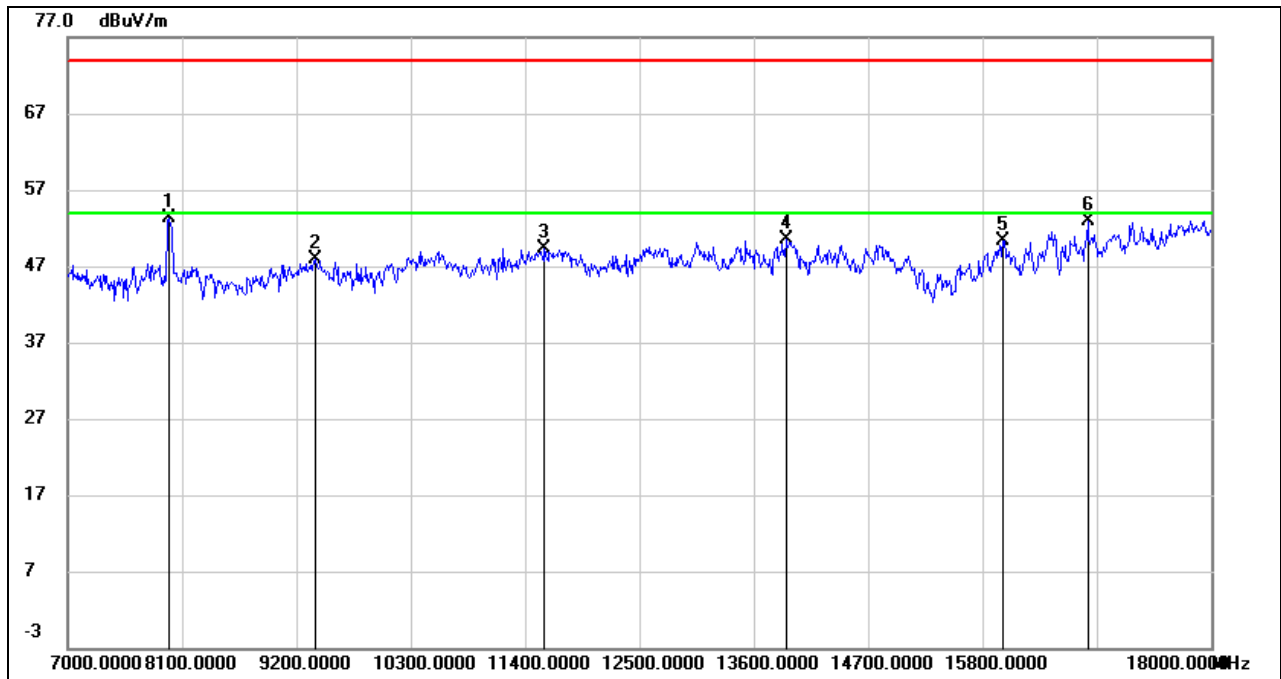


No.	Frequency (MHz)	Reading (dBuV)	Correct (dB/m)	Result (dBuV/m)	Limit (dBuV/m)	Margin (dB)	Remark
1	1618.000	48.58	-11.09	37.49	74.00	-36.51	peak
2	2662.000	47.20	-6.96	40.24	74.00	-33.76	peak
3	3850.000	44.41	-2.71	41.70	74.00	-32.30	peak
4	4876.000	41.03	2.24	43.27	74.00	-30.73	peak
5	5710.000	48.57	3.86	52.43	74.00	-21.57	peak
6	5872.000	46.40	4.93	51.33	74.00	-22.67	peak

Note: 1. Measurement = Reading Level + Correct Factor.
 2. If Peak Result complies with AV limit, AV Result is deemed to comply with AV limit.
 3. Peak: Peak detector.
 4. Filter losses were only considered in the spurious frequency bands and the authorized band was not corrected for Band reject filter losses.
 5. Proper operation of the transmitter prior to adding the filter to the measurement chain.
 6. Owing to the highest peak level of unwanted emission out of the restricted bands complies with the lowest limit(54dBuV/m), so all the test point were deemed to comply with the limits list in the standard.



7-18GHz



No.	Frequency (MHz)	Reading (dBuV)	Correct (dB/m)	Result (dBuV/m)	Limit (dBuV/m)	Margin (dB)	Remark
1	7968.000	45.79	7.49	53.28	74.00	-20.72	peak
2	9387.000	38.04	9.86	47.90	74.00	-26.10	peak
3	11587.000	35.83	13.52	49.35	74.00	-24.65	peak
4	13908.000	34.36	16.16	50.52	74.00	-23.48	peak
5	15998.000	32.48	17.80	50.28	74.00	-23.72	peak
6	16812.000	32.65	20.18	52.83	74.00	-21.17	peak

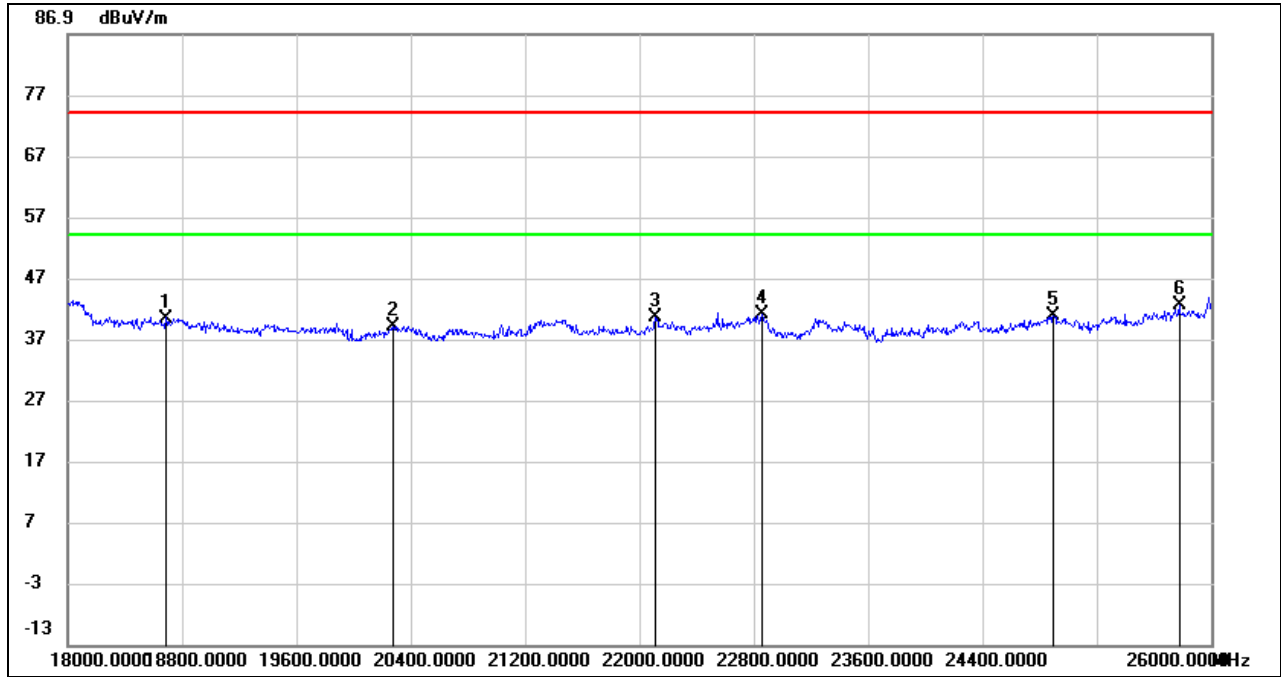
Note: 1. Measurement = Reading Level + Correct Factor.
 2. If Peak Result complies with AV limit, AV Result is deemed to comply with AV limit.
 3. Peak: Peak detector.
 4. Filter losses were only considered in the spurious frequency bands and the authorized band was not corrected for High Pass Filter losses.
 5. Proper operation of the transmitter prior to adding the filter to the measurement chain.
 6. Owing to the highest peak level of unwanted emission out of the restricted bands complies with the lowest limit(54dBuV/m), so all the test point were deemed to comply with the limits list in the standard.



8.5. SPURIOUS EMISSIONS 18~26GHz

8.5.1. 802.11a 20 MODE
1TX MODE ANT0:WCT5J-20

SPURIOUS EMISSIONS (UNII-1 HIGH CHANNEL, HORIZONTAL, WORST-CASE CONFIGURATION)

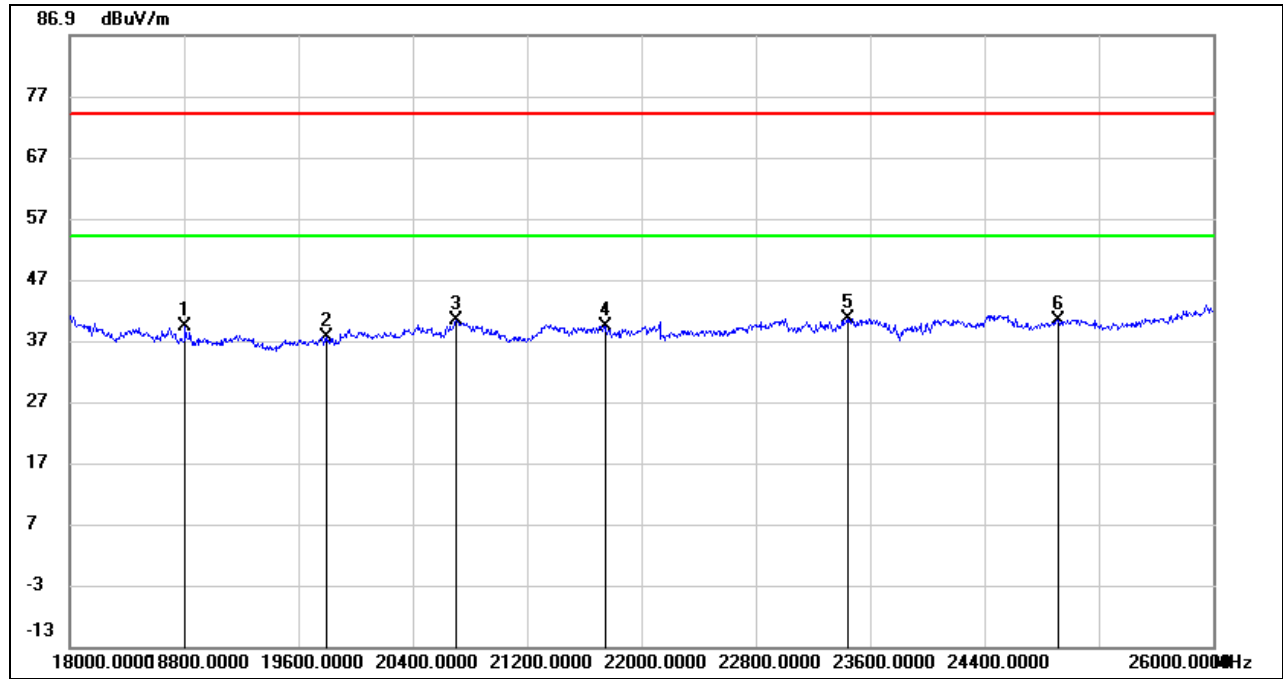


No.	Frequency (MHz)	Reading (dBuV)	Correct (dB/m)	Result (dBuV/m)	Limit (dBuV/m)	Margin (dB)	Remark
1	18688.000	45.12	-4.72	40.40	74.00	-33.60	peak
2	20272.000	43.92	-4.88	39.04	74.00	-34.96	peak
3	22112.000	46.81	-6.17	40.64	74.00	-33.36	peak
4	22856.000	46.83	-5.68	41.15	74.00	-32.85	peak
5	24896.000	42.27	-1.44	40.83	74.00	-33.17	peak
6	25776.000	43.92	-1.45	42.47	74.00	-31.53	peak

Note: 1. Measurement = Reading Level + Correct Factor.
2. If Peak Result complies with AV limit, AV Result is deemed to comply with AV limit.
3. Peak: Peak detector.



SPURIOUS EMISSIONS (UNII-1 HIGH CHANNEL, VERTICAL, WORST-CASE CONFIGURATION)



No.	Frequency (MHz)	Reading (dBuV)	Correct (dB/m)	Result (dBuV/m)	Limit (dBuV/m)	Margin (dB)	Remark
1	18808.000	44.05	-4.85	39.20	74.00	-34.80	peak
2	19792.000	41.99	-4.35	37.64	74.00	-36.36	peak
3	20704.000	45.41	-5.09	40.32	74.00	-33.68	peak
4	21744.000	45.15	-5.76	39.39	74.00	-34.61	peak
5	23440.000	45.44	-4.88	40.56	74.00	-33.44	peak
6	24920.000	41.75	-1.36	40.39	74.00	-33.61	peak

- Note: 1. Measurement = Reading Level + Correct Factor.
 2. If Peak Result complies with AV limit, AV Result is deemed to comply with AV limit.
 3. Peak: Peak detector.

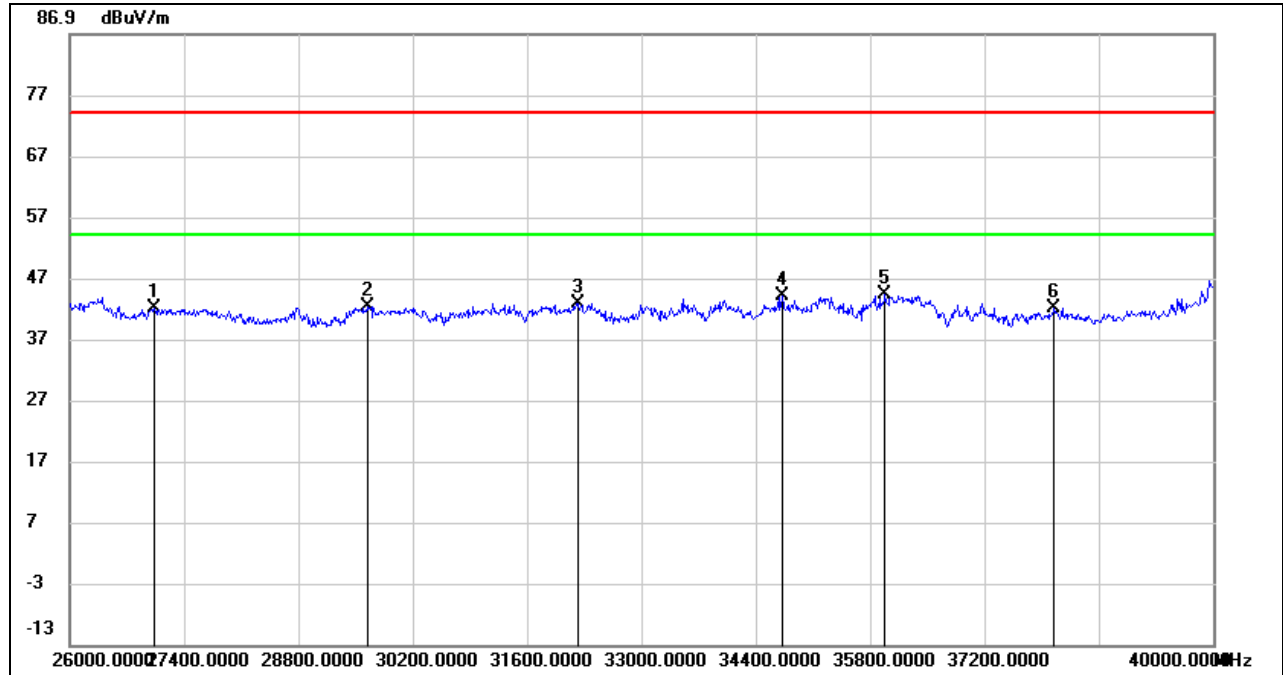
Note: All the test modes have been tested, only the worst data record in the report.



8.6. SPURIOUS EMISSIONS 26~40GHz

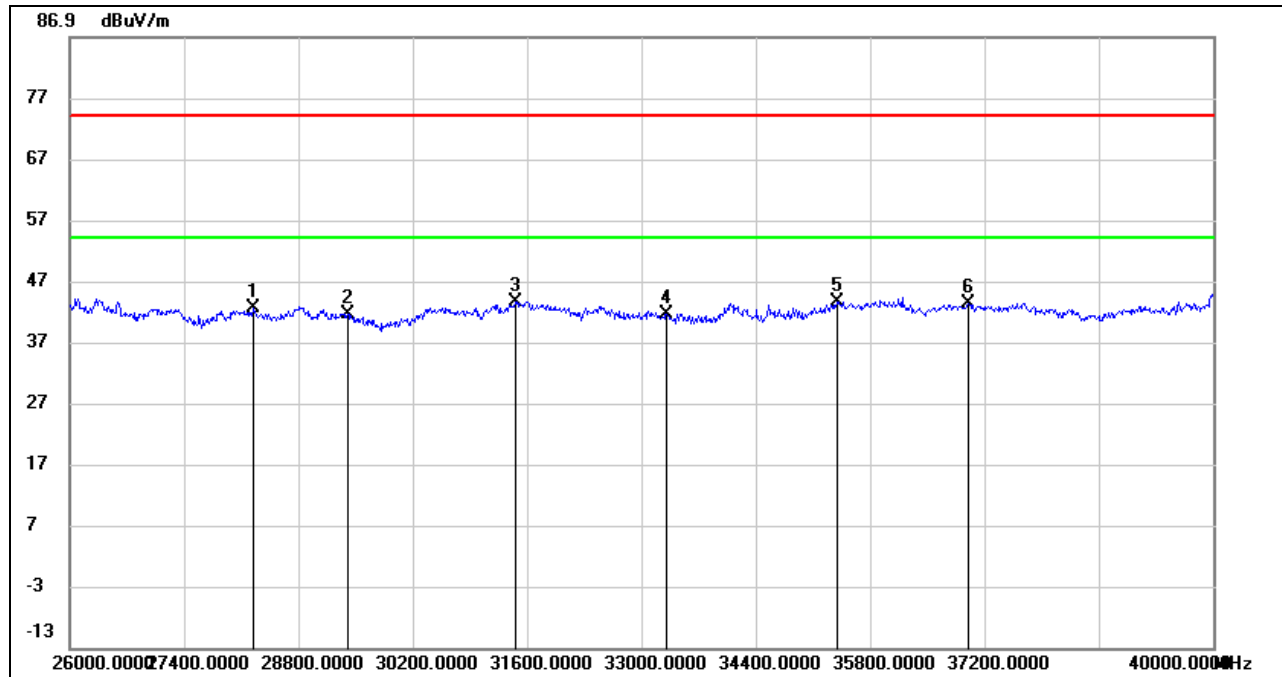
8.6.1. 802.11a 20 MODE
1TX MODE ANT0:WCT5J-20

SPURIOUS EMISSIONS (UNII-1 HIGH CHANNEL, HORIZONTAL, WORST-CASE CONFIGURATION)



No.	Frequency (MHz)	Reading (dBuV)	Correct (dB/m)	Result (dBuV/m)	Limit (dBuV/m)	Margin (dB)	Remark
1	27036.000	45.78	-3.76	42.02	74.00	-31.98	peak
2	29640.000	43.62	-1.28	42.34	74.00	-31.66	peak
3	32230.000	44.08	-1.25	42.83	74.00	-31.17	peak
4	34722.000	42.43	1.48	43.91	74.00	-30.09	peak
5	35982.000	40.29	4.01	44.30	74.00	-29.70	peak
6	38054.000	38.72	3.39	42.11	74.00	-31.89	peak

- Note: 1. Measurement = Reading Level + Correct Factor.
 2. If Peak Result complies with AV limit, AV Result is deemed to comply with AV limit.
 3. Peak: Peak detector.
 4. Proper operation of the transmitter prior to adding the filter to the measurement chain.

**SPURIOUS EMISSIONS (UNII-1 HIGH CHANNEL, VERTICAL, WORST-CASE CONFIGURATION)**

No.	Frequency (MHz)	Reading (dBuV)	Correct (dB/m)	Result (dBuV/m)	Limit (dBuV/m)	Margin (dB)	Remark
1	28254.000	45.01	-2.39	42.62	74.00	-31.38	peak
2	29402.000	42.39	-0.82	41.57	74.00	-32.43	peak
3	31460.000	44.78	-1.14	43.64	74.00	-30.36	peak
4	33308.000	41.88	-0.23	41.65	74.00	-32.35	peak
5	35394.000	40.99	2.58	43.57	74.00	-30.43	peak
6	37004.000	40.09	3.22	43.31	74.00	-30.69	peak

Note: 1. Measurement = Reading Level + Correct Factor.

2. If Peak Result complies with AV limit, AV Result is deemed to comply with AV limit.

3. Peak: Peak detector.

4. Proper operation of the transmitter prior to adding the filter to the measurement chain.

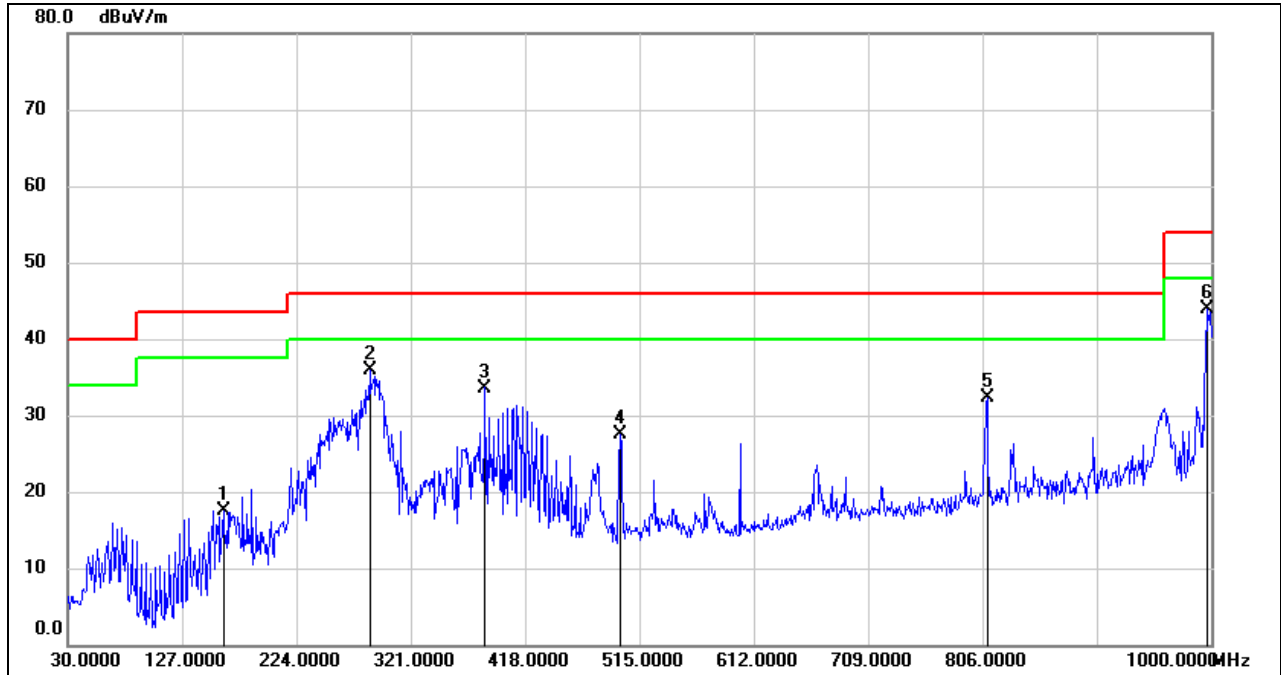
Note: All the test modes have been tested, only the worst data record in the report.



8.7. SPURIOUS EMISSIONS 30M ~ 1 GHz

8.7.1. 802.11a 20 MODE 1TX MODE ANT0:WCT5J-20

SPURIOUS EMISSIONS (UNII-1 HIGH CHANNEL HORIZONTAL, WORST-CASE CONFIGURATION)

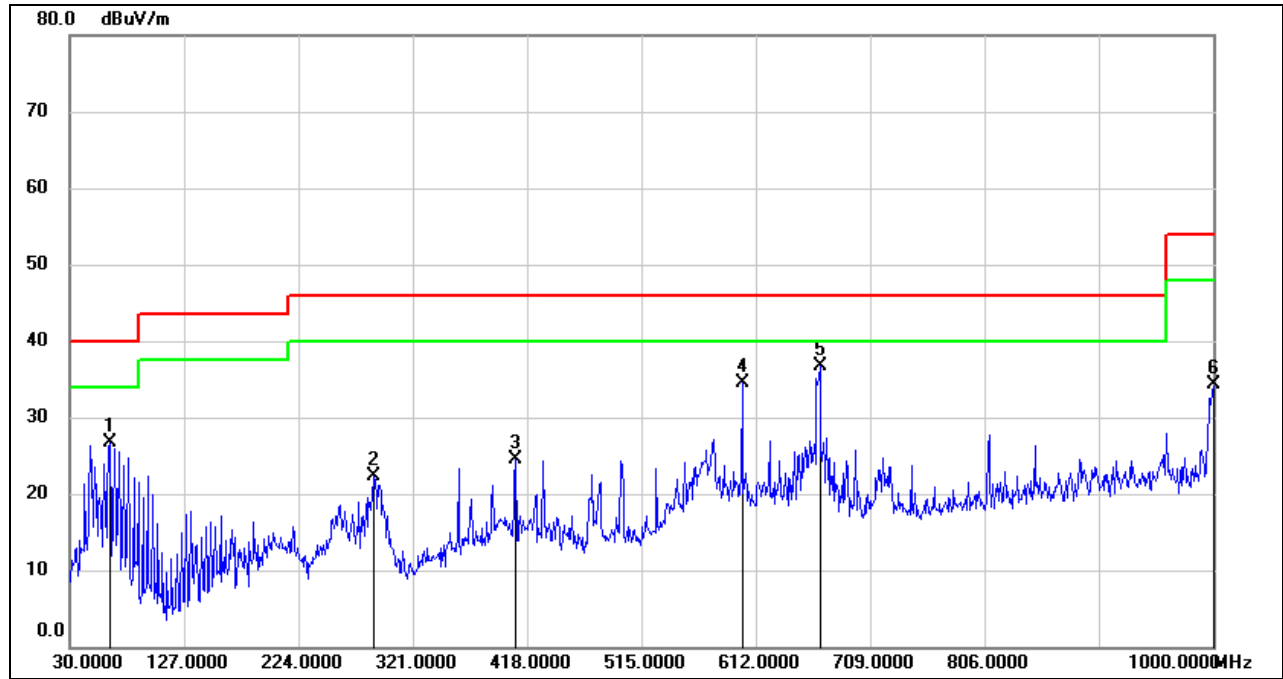


No.	Frequency (MHz)	Reading (dBuV)	Correct (dB/m)	Result (dBuV/m)	Limit (dBuV/m)	Margin (dB)	Remark
1	161.9200	35.23	-17.72	17.51	43.50	-25.99	QP
2	286.0799	50.77	-14.85	35.92	46.00	-10.08	QP
3	384.0500	46.57	-12.97	33.60	46.00	-12.40	QP
4	498.5100	38.50	-11.04	27.46	46.00	-18.54	QP
5	809.8800	37.86	-5.54	32.32	46.00	-13.68	QP
6	997.0900	46.86	-2.91	43.95	54.00	-10.05	QP

- Note: 1. Result Level = Read Level + Correct Factor.
 2. If Peak Result complies with QP limit, QP Result is deemed to comply with QP limit.
 3. Test setup: RBW: 120 kHz, VBW: 300 kHz, Sweep time: auto.



SPURIOUS EMISSIONS (UNII-1 HIGH CHANNEL, VERTICAL, WORST-CASE CONFIGURATION)



No.	Frequency (MHz)	Reading (dBuV)	Correct (dB/m)	Result (dBuV/m)	Limit (dBuV/m)	Margin (dB)	Remark
1	63.9500	46.26	-19.59	26.67	40.00	-13.33	QP
2	288.0200	37.16	-14.81	22.35	46.00	-23.65	QP
3	408.3000	36.98	-12.57	24.41	46.00	-21.59	QP
4	600.3600	43.36	-8.90	34.46	46.00	-11.54	QP
5	666.3200	44.38	-7.65	36.73	46.00	-9.27	QP
6	1000.0000	37.07	-2.84	34.23	54.00	-19.77	QP

- Note: 1. Result Level = Read Level + Correct Factor.
 2. If Peak Result complies with QP limit, QP Result is deemed to comply with QP limit.
 3. Test setup: RBW: 120 kHz, VBW: 300 kHz, Sweep time: auto

Note: All the test modes have been tested, only the worst data record in the report.

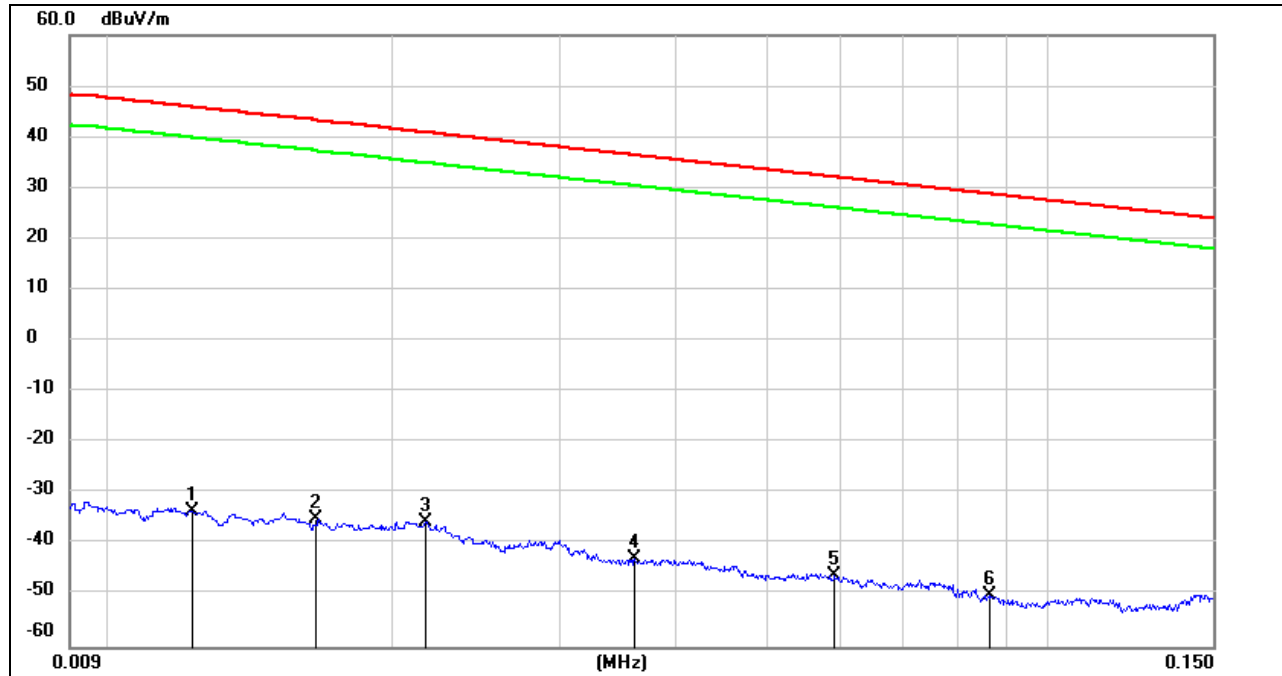


8.8. SPURIOUS EMISSIONS BELOW 30M

8.8.1. 802.11a 20 MODE
1TX MODE ANT0:WCT5J-20

SPURIOUS EMISSIONS (UNII-1 HIGH CHANNEL, LOOP ANTENNA FACE ON TO THE EUT, WORST-CASE CONFIGURATION)

9kHz~ 150kHz



No.	Frequency (MHz)	Reading (dBuV)	Correct (dB/m)	FCC Result (dBuV/m)	FCC Limit (dBuV/m)	ISED Result (dBuA/m)	ISED Limit (dBuA/m)	Margin (dB)	Remark
1	0.0122	68.00	-101.39	-33.39	45.87	-84.89	-5.63	-79.26	peak
2	0.0165	66.34	-101.37	-35.03	43.25	-86.53	-8.25	-78.28	peak
3	0.0216	65.69	-101.35	-35.66	40.91	-87.16	-10.59	-76.57	peak
4	0.0361	58.72	-101.42	-42.70	36.45	-94.20	-15.05	-79.15	peak
5	0.0589	55.39	-101.52	-46.13	32.20	-97.63	-19.30	-78.33	peak
6	0.0868	51.66	-101.69	-50.03	28.83	-101.53	-22.67	-78.86	peak

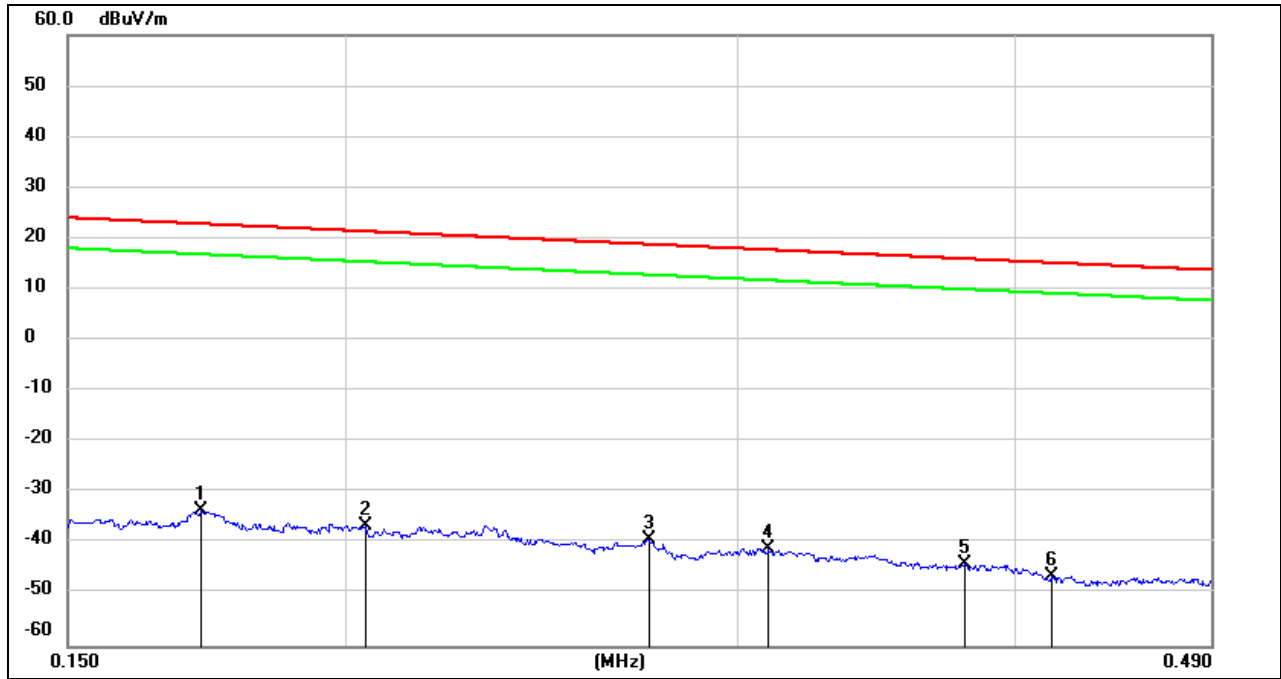
Note: 1. Measurement = Reading Level + Correct Factor (dBuA/m= dBuV/m- 20Log10[120π] = dBuV/m- 51.5).

2. If Peak Result complies with AV and QP limit, AV and QP Result are deemed to comply with AV limit.

3. All 3 polarizations(Horizontal, Face-on and Face-off) of the loop antenna had been tested, but only the worst data recorded in the report.



150kHz ~ 490kHz



No.	Frequency (MHz)	Reading (dBuV)	Correct (dB/m)	FCC Result (dBuV/m)	FCC Limit (dBuV/m)	ISED Result (dBuA/m)	ISED Limit (dBuA/m)	Margin (dB)	Remark
1	0.1720	68.19	-101.67	-33.48	22.90	-84.98	-28.60	-56.38	peak
2	0.2041	65.15	-101.72	-36.57	21.40	-88.07	-30.10	-57.97	peak
3	0.2736	62.58	-101.83	-39.25	18.86	-90.75	-32.64	-58.11	peak
4	0.3100	60.97	-101.86	-40.89	17.77	-92.39	-33.73	-58.66	peak
5	0.3800	58.02	-101.94	-43.92	16.01	-95.42	-35.49	-59.93	peak
6	0.4152	55.56	-101.98	-46.42	15.24	-97.92	-36.26	-61.66	peak

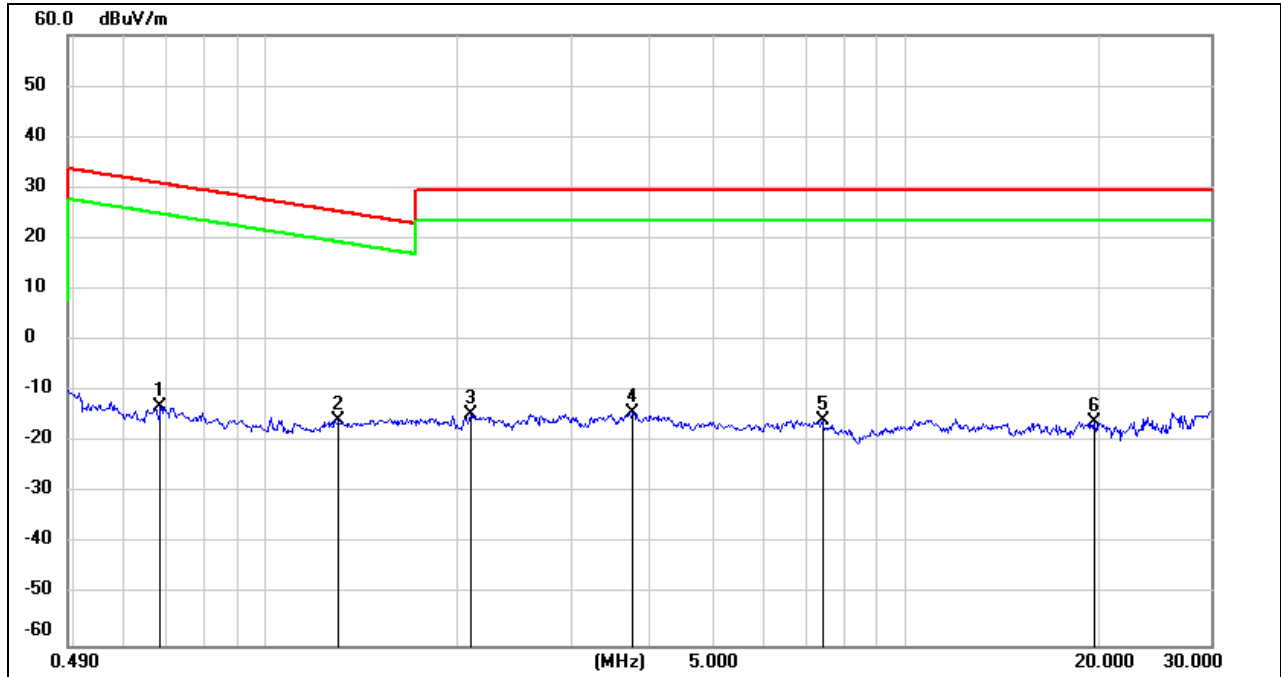
Note: 1. Measurement = Reading Level + Correct Factor (dBuA/m= dBuV/m- 20Log10[120π] = dBuV/m- 51.5).

2. If Peak Result complies with AV and QP limit, AV and QP Result are deemed to comply with AV limit.

3. All 3 polarizations(Horizontal, Face-on and Face-off) of the loop antenna had been tested, but only the worst data recorded in the report.



490kHz ~ 30MHz



No.	Frequency (MHz)	Reading (dBuV)	Correct (dB/m)	FCC Result (dBuV/m)	FCC Limit (dBuV/m)	ISED Result (dBuA/m)	ISED Limit (dBuA/m)	Margin (dB)	Remark
1	0.6834	49.21	-62.11	-12.90	30.91	-64.40	-20.59	-43.81	peak
2	1.2983	46.41	-62.14	-15.73	25.34	-67.23	-26.16	-41.07	peak
3	2.0939	47.39	-61.79	-14.40	29.54	-65.90	-21.96	-43.94	peak
4	3.7406	47.30	-61.40	-14.10	29.54	-65.60	-21.96	-43.64	peak
5	7.4249	45.45	-61.15	-15.70	29.54	-67.20	-21.96	-45.24	peak
6	19.7895	44.92	-60.84	-15.92	29.54	-67.42	-21.96	-45.46	peak

Note: 1. Measurement = Reading Level + Correct Factor (dBuA/m= dBuV/m- 20Log10[120π] = dBuV/m- 51.5).

2. If Peak Result complies with AV and QP limit, AV and QP Result are deemed to comply with AV limit.

3. All 3 polarizations(Horizontal, Face-on and Face-off) of the loop antenna had been tested, but only the worst data recorded in the report.

Note: All the test modes have been tested, only the worst data record in the report.

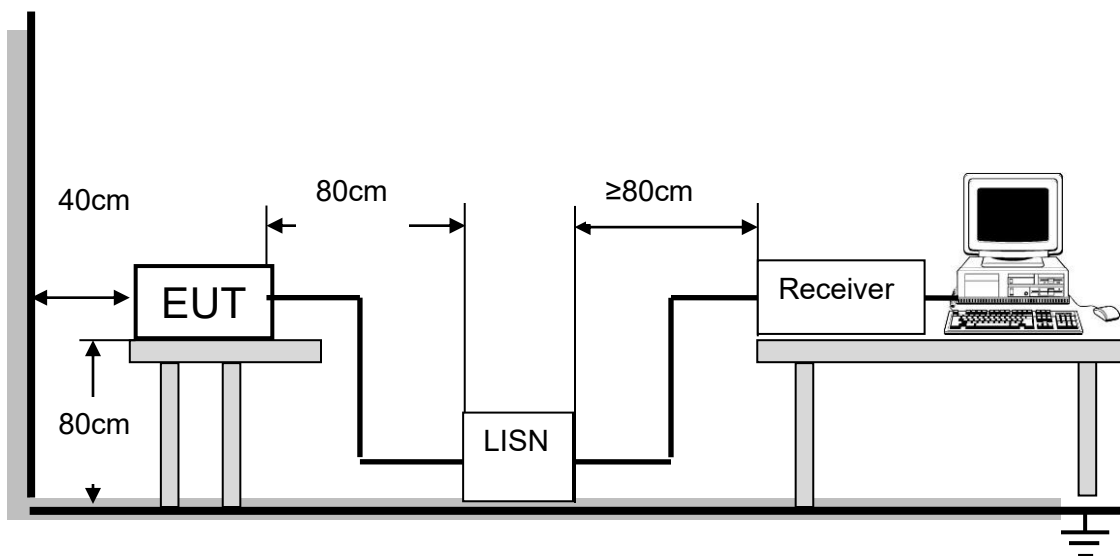
9. AC POWER LINE CONDUCTED EMISSIONS

LIMITS

Please refer to CFR 47 FCC §15.207 (a) and ISED RSS-Gen Clause 8.8

FREQUENCY(MHz)	Quasi-peak	Average
0.15 -0.5	66 - 56 *	56 - 46 *
0.50 -5.0	56.00	46.00
5.0 -30.0	60.00	50.00

TEST SETUP AND PROCEDURE



The EUT is put on a table of non-conducting material that is 80cm high. The vertical conducting wall of shielding is located 40cm to the rear of the EUT. The power line of the EUT is connected to the AC mains through an Artificial Mains Network (A.M.N.). A EMI Measurement Receiver (R&S Test Receiver ESR3) is used to test the emissions from both sides of AC line. According to the requirements in Section 6.2 of ANSI C63.10 -2013. Conducted emissions from the EUT measured in the frequency range between 0.15 MHz and 30MHz using CISPR Quasi-Peak and average detector mode. The bandwidth of EMI test receiver is set at 9kHz.

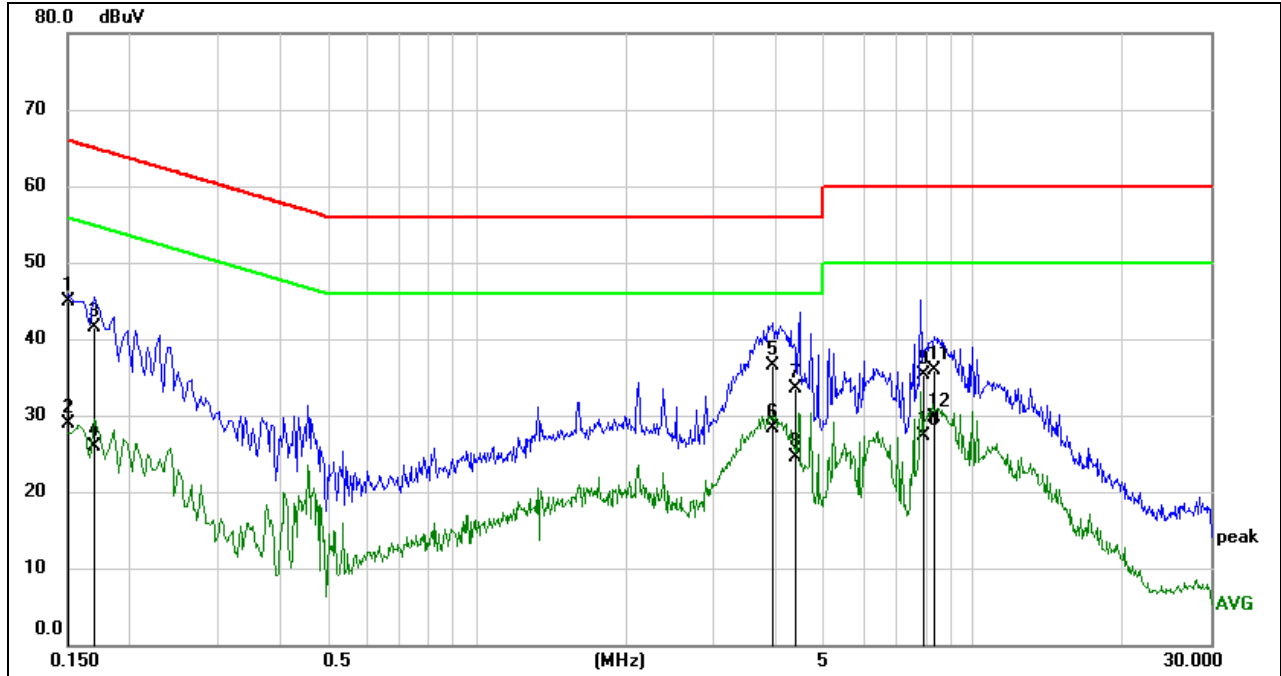
The arrangement of the equipment is installed to meet the standards and operating in a manner, which tends to maximize its emission characteristics in a normal application.

TEST RESULTS



9.1. 802.11a 20 MODE
1TX MODE ANT0:WCT5J-20

LINE N RESULTS (UNII-1 HIGH CHANNEL CHANNEL, WORST-CASE CONFIGURATION)

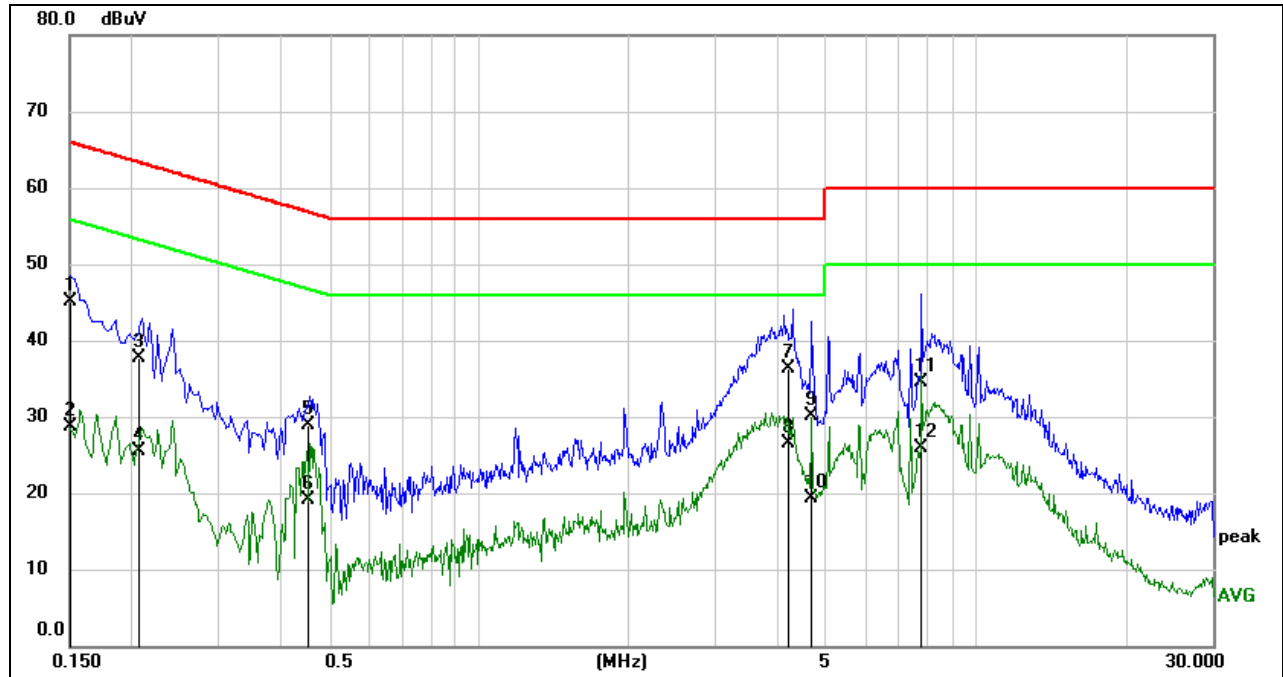


No.	Frequency (MHz)	Reading (dBuV)	Correct (dB)	Result (dBuV)	Limit (dBuV)	Margin (dB)	Remark
1	0.1510	35.24	9.60	44.84	65.94	-21.10	QP
2	0.1510	19.26	9.60	28.86	55.94	-27.08	AVG
3	0.1689	31.84	9.60	41.44	65.01	-23.57	QP
4	0.1689	16.30	9.60	25.90	55.01	-29.11	AVG
5	3.9659	26.84	9.66	36.50	56.00	-19.50	QP
6	3.9659	18.56	9.66	28.22	46.00	-17.78	AVG
7	4.3952	23.77	9.66	33.43	56.00	-22.57	QP
8	4.3952	14.84	9.66	24.50	46.00	-21.50	AVG
9	7.9267	25.55	9.72	35.27	60.00	-24.73	QP
10	7.9267	17.54	9.72	27.26	50.00	-22.74	AVG
11	8.3574	26.25	9.73	35.98	60.00	-24.02	QP
12	8.3574	20.07	9.73	29.80	50.00	-20.20	AVG

- Note: 1. Result = Reading +Correct Factor.
 2. If QP Result complies with AV limit, AV Result is deemed to comply with AV limit.
 3. Test setup: RBW: 200 Hz (9 kHz-150 kHz), 9 kHz (150 kHz-30 MHz).
 4. Step size: 80Hz (0.009MHz-0.15MHz), 4 kHz (0.15MHz-30MHz), Scan time: auto.



LINE L RESULTS (UNII-1 HIGH CHANNEL CHANNEL, WORST-CASE CONFIGURATION)



No.	Frequency (MHz)	Reading (dBuV)	Correct (dB)	Result (dBuV)	Limit (dBuV)	Margin (dB)	Remark
1	0.1512	35.41	9.61	45.02	65.93	-20.91	QP
2	0.1512	19.00	9.61	28.61	55.93	-27.32	AVG
3	0.2071	28.01	9.60	37.61	63.32	-25.71	QP
4	0.2071	15.84	9.60	25.44	53.32	-27.88	AVG
5	0.4532	19.28	9.60	28.88	56.82	-27.94	QP
6	0.4532	9.59	9.60	19.19	46.82	-27.63	AVG
7	4.1933	26.67	9.66	36.33	56.00	-19.67	QP
8	4.1933	16.80	9.66	26.46	46.00	-19.54	AVG
9	4.6523	20.38	9.67	30.05	56.00	-25.95	QP
10	4.6523	9.63	9.67	19.30	46.00	-26.70	AVG
11	7.7862	24.71	9.72	34.43	60.00	-25.57	QP
12	7.7862	16.13	9.72	25.85	50.00	-24.15	AVG

- Note: 1. Result = Reading +Correct Factor.
 2. If QP Result complies with AV limit, AV Result is deemed to comply with AV limit.
 3. Test setup: RBW: 200 Hz (9 kHz-150 kHz), 9 kHz (150 kHz-30 MHz).
 4. Step size: 80Hz (0.009MHz-0.15MHz), 4 kHz (0.15MHz-30MHz), Scan time: auto.

Note: All the test modes have been tested, only the worst data record in the report.



10. FREQUENCY STABILITY

LIMITS

The frequency of the carrier signal shall be maintained within band of operation

TEST SETUP AND PROCEDURE

Connect the UUT to the spectrum analyser and use the following settings:

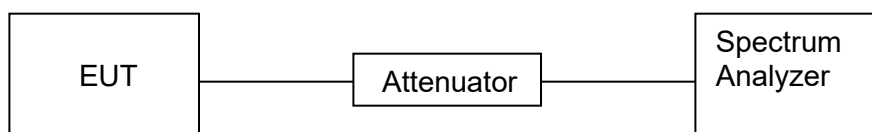
Center Frequency	The center frequency of the channel under test
Detector	PEAK
RBW	10kHz
VBW	$\geq 3 \times \text{RBW}$
Span	Encompass the entire emissions bandwidth (EBW) of the signal
Trace	Max hold
Sweep time	Auto

Allow the trace to stabilize, find the peak value of the power envelope and record the frequency, then calculated the frequency drift.

The test extreme voltage is to change the primary supply voltage from 85 to 115 percent of the nominal value.

User manual temperature is 0°C~70°C.

TEST SETUP



	Normal Test Conditions	Extreme Test Conditions
Temperature	NT(Normal Temperature): 24.7°C	LT(Low Temperature): 0°C
		HT(High Temperature): 70°C
Supply Voltage	NV(Normal Voltage): DC 5V	LT(Low Voltage): DC 4.25V
		HT(High Voltage): DC 5.75V



TEST RESULTS

Frequency Error vs. Voltage									
802.11a 20:5200MHz									
Temp.	Volt.	0 Minute		2 Minute		5 Minute		10 Minute	
		Freq.Error (MHz)	Tolerance (ppm)	Freq.Error (MHz)	Tolerance (ppm)	Freq.Error (MHz)	Tolerance (ppm)	Freq.Error (MHz)	Tolerance (ppm)
TN	VL	5200.03472	6.68	5200.03024	5.82	5200.04121	7.92	5200.02375	4.57
TN	VN	5200.0327	6.29	5200.04117	7.92	5200.04174	8.03	5200.02206	4.24
TN	VH	5200.03055	5.87	5200.03628	6.98	5200.0374	7.19	5200.04547	8.74

Frequency Error vs. Temperature									
802.11a 20:5200MHz									
Temp.	Volt.	0 Minute		2 Minute		5 Minute		10 Minute	
		Freq.Error (MHz)	Tolerance (ppm)	Freq.Error (MHz)	Tolerance (ppm)	Freq.Error (MHz)	Tolerance (ppm)	Freq.Error (MHz)	Tolerance (ppm)
70	VN	5200.02974	5.72	5200.03303	6.35	5200.0299	5.75	5200.02151	4.14
60	VN	5200.02842	5.47	5200.04246	8.17	5200.02253	4.33	5200.03965	7.63
50	VN	5200.03003	5.77	5200.03268	6.28	5200.04284	8.24	5200.027	5.19
40	VN	5200.0244	4.69	5200.04485	8.63	5200.04263	8.20	5200.0214	4.11
30	VN	5200.0332	6.39	5200.04375	8.41	5200.02968	5.71	5200.02373	4.56
20	VN	5200.02562	4.93	5200.04277	8.22	5200.04272	8.22	5200.03241	6.23
10	VN	5200.03489	6.71	5200.0247	4.75	5200.03747	7.20	5200.02554	4.91
0	VN	5200.02884	5.55	5200.02976	5.72	5200.03789	7.29	5200.04177	8.03

Frequency Error vs. Voltage									
802.11a 20:5825MHz									
Temp.	Volt.	0 Minute		2 Minute		5 Minute		10 Minute	
		Freq.Error (MHz)	Tolerance (ppm)	Freq.Error (MHz)	Tolerance (ppm)	Freq.Error (MHz)	Tolerance (ppm)	Freq.Error (MHz)	Tolerance (ppm)
TN	VL	5825.02893	4.97	5825.02964	5.09	5825.04173	7.16	5825.03113	5.34
TN	VN	5825.04379	7.52	5825.03434	5.90	5825.03793	6.51	5825.03038	5.21
TN	VH	5825.04508	7.74	5825.0284	4.88	5825.03658	6.28	5825.03573	6.13

Frequency Error vs. Temperature									
802.11a 20:5825MHz									
Temp.	Volt.	0 Minute		2 Minute		5 Minute		10 Minute	
		Freq.Error (MHz)	Tolerance (ppm)	Freq.Error (MHz)	Tolerance (ppm)	Freq.Error (MHz)	Tolerance (ppm)	Freq.Error (MHz)	Tolerance (ppm)
70	VN	5825.03751	6.44	5825.04252	7.30	5825.04177	7.17	5825.04108	7.05
60	VN	5825.0338	5.80	5825.0393	6.75	5825.03446	5.92	5825.0391	6.71



50	VN	5825.02625	4.51	5825.04655	7.99	5825.04646	7.98	5825.03588	6.16
40	VN	5825.0338	5.80	5825.03964	6.80	5825.04666	8.01	5825.04428	7.60
30	VN	5825.03106	5.33	5825.03372	5.79	5825.03097	5.32	5825.04495	7.72
20	VN	5825.02581	4.43	5825.02552	4.38	5825.02675	4.59	5825.02613	4.49
10	VN	5825.03102	5.33	5825.0274	4.70	5825.02252	3.87	5825.03976	6.83
0	VN	5825.03462	5.94	5825.04116	7.07	5825.03566	6.12	5825.02269	3.89

Note: All the test modes have been tested, only the worst data record in the report.



11. ANTENNA REQUIREMENTS

APPLICABLE REQUIREMENTS

Please refer to FCC §15.203

An intentional radiator shall be designed to ensure that no antenna other than that furnished by the responsible party shall be used with the device. The use of a permanently attached antenna or of an antenna that uses a unique coupling to the intentional radiator shall be considered sufficient to comply with the provisions of this section. The manufacturer may design the unit so that a broken antenna can be replaced by the user, but the use of a standard antenna jack or electrical connector is prohibited.

Please refer to FCC §15.247(b)(4)

The conducted output power limit specified in paragraph (b) of this section is based on the use of antennas with directional gains that do not exceed 6 dBi. Except as shown in paragraph (c) of this section, if transmitting antennas of directional gain greater than 6 dBi are used, the conducted output power from the intentional radiator shall be reduced below the stated values in paragraphs (b)(1), (b)(2), and (b)(3) of this section, as appropriate, by the amount in dB that the directional gain of the antenna exceeds 6 dBi.

RESULTS

Complies

END OF REPORT