




## **Appendix II**

# **Setup Photographs**



RADIATED RF MEASUREMENT SETUP (ABOVE 1 GHz)

MEASUREMENT POSITION (TESTED)-ANT WCT5J-20





MEASUREMENT POSITION (TESTED) -ANT WCT5H-20




MEASUREMENT POSITION (X axis) -ANT WCT5J-20





MEASUREMENT POSITION (X axis) -ANT WCT5H-20



MEASUREMENT POSITION (Y axis) -ANT WCT5J-20





MEASUREMENT POSITION (Y axis) -ANT WCT5H-20







MEASUREMENT POSITION (Z axis) -ANT WCT5J-20




MEASUREMENT POSITION (Z axis) -ANT WCT5H-20





RADIATED RF MEASUREMENT SETUP  
(30MHz~1GHz) ANT WCT5J-20




ANT WCT5H-20






RADIATED RF MEASUREMENT SETUP (Below  
30MHz) ANT WCT5J-20



ANT WCT5H-20







## POWERLINE CONDUCTED EMISSIONS MEASUREMENT

### SETUP ANT WCT5J-20

