





Appendix II

Setup Photographs

MODEL NUMBER: W2ZM2510




RADIATED RF MEASUREMENT SETUP (ABOVE 1 GHz)





MEASUREMENT POSITION (Y axis)




MEASUREMENT POSITION (Z axis)






RADIATED RF MEASUREMENT SETUP (30MHz~1GHz)



RADIATED RF MEASUREMENT SETUP (Below 30MHz)





POWERLINE CONDUCTED EMISSIONS MEASUREMENT SETUP

