

## Appendix G: Frequency Stability

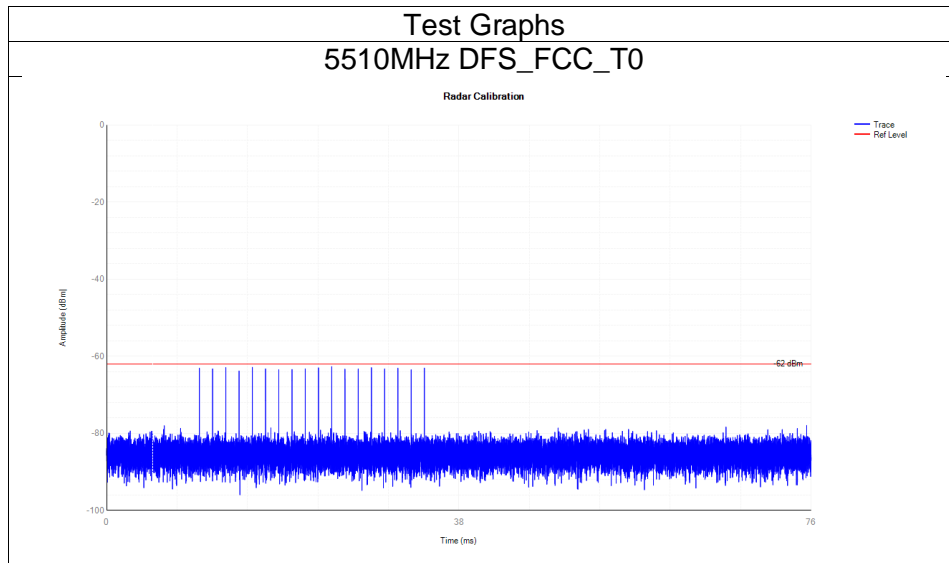
Frequency Error vs. Voltage									
802.11a:5200MHz									
Temp.	Volt.	0 Minute		2 Minute		5 Minute		10 Minute	
		Freq.Error (MHz)	Tolerance (ppm)	Freq.Error (MHz)	Tolerance (ppm)	Freq.Error (MHz)	Tolerance (ppm)	Freq.Error (MHz)	Tolerance (ppm)
TN	VL	5200.0195	3.75	5199.9815	-3.57	5200.0125	2.40	5200.0082	1.57
TN	VN	5200.0005	0.10	5199.9910	-1.73	5200.0159	3.05	5199.9838	-3.11
TN	VH	5200.0140	2.70	5200.0025	0.48	5200.0073	1.40	5199.9967	-0.64
Frequency Error vs. Temperature									
802.11a:5200MHz									
Temp.	Volt.	0 Minute		2 Minute		5 Minute		10 Minute	
		Freq.Error (MHz)	Tolerance (ppm)	Freq.Error (MHz)	Tolerance (ppm)	Freq.Error (MHz)	Tolerance (ppm)	Freq.Error (MHz)	Tolerance (ppm)
70	VN	5199.9768	-4.47	5199.9862	-2.65	5199.9856	-2.77	5199.9882	-2.28
60	VN	5200.0064	1.24	5199.9780	-4.24	5199.9930	-1.35	5200.0045	0.86
50	VN	5199.9783	-4.17	5200.0086	1.65	5200.0161	3.10	5200.0128	2.46
40	VN	5200.0109	2.09	5199.9999	-0.02	5200.0204	3.92	5200.0128	2.47
30	VN	5200.0101	1.94	5200.0211	4.07	5200.0200	3.85	5200.0189	3.64
20	VN	5199.9965	-0.67	5200.0018	0.34	5200.0227	4.37	5200.0015	0.28
10	VN	5199.9988	-0.22	5199.9826	-3.35	5199.9931	-1.34	5200.0159	3.05
0	VN	5200.0021	0.40	5200.0088	1.70	5199.9904	-1.85	5199.9798	-3.88

**Note:**

1. All antennas, test modes and test channels have been tested, only the worst data record in the report.
2. For the detail Test Conditions, please refer to section 7.5 TEST ENVIRONMENT.

## Appendix H: Calibration

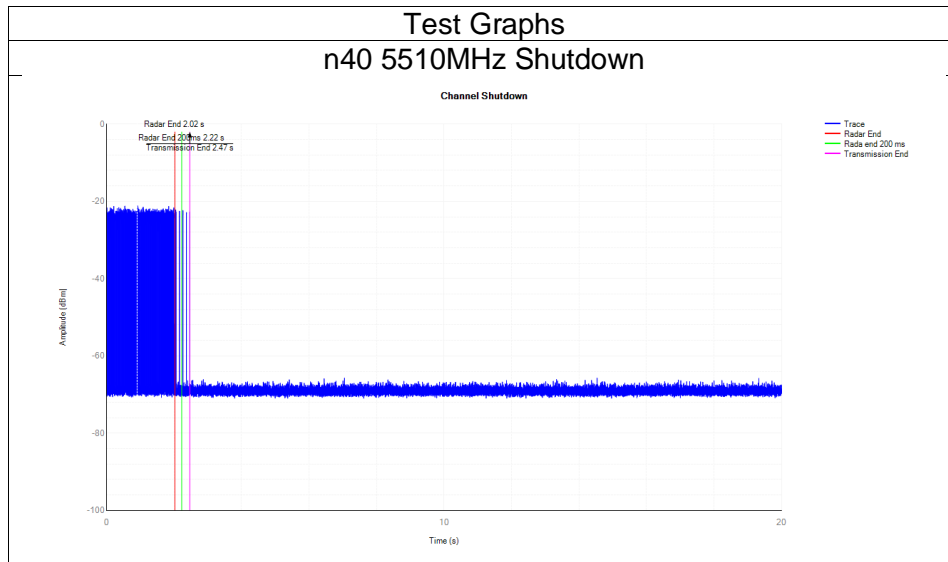
Mode	Frequency (MHz)	Type	Result	Verdict
n40	5510	DFS_FCC_T0	See test Graph	Pass



## Appendix I: Shutdown Time

Mode	Frequency (MHz)	Channel Move Time (s)	Limit Channel Move Time (s)	Close Transmission Time (s)	Limit Close Transmission Time (s)	Close Transmission Time after 200ms(s)	Limit Close Transmission Time after 200ms (s)	Verdict
n40	5510	0.442	10	0.007	0.26	0.003	0.06	Pass

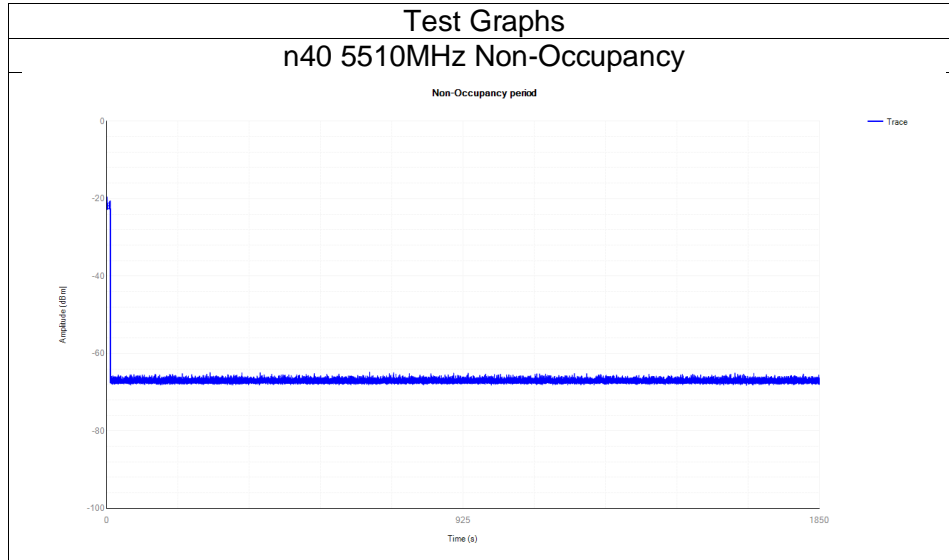
Note: refer to KDB 905462 D02 table 2, this report only records the widest BW mode test data.



## Appendix J: Non-Occupancy

Mode	Frequency (MHz)	Result	Verdict
n40	5510	See test Graph	Pass

Note: refer to KDB 905462 D02 table 2, this report only records the widest BW mode test data.




---

**END OF REPORT**