




Appendix II


Setup Photographs



AC POWER LINE CONDUCTED EMISSIONS SETUP
(PCB Antenna)




(PIFA Antenna)





(FPC Antenna)




RADIATED RF MEASUREMENT SETUP (Below 30 MHz)
(PCB Antenna)






(PIFA Antenna)




(FPC Antenna)






RADIATED RF MEASUREMENT SETUP (Below 1 GHz)
(PCB Antenna)




(PIFA Antenna)






(FPC Antenna)




RADIATED RF MEASUREMENT SETUP (Above 1G






(PCB Antenna X axis)



(FPC Antenna X axis)





(PIFA Antenna X axis)

