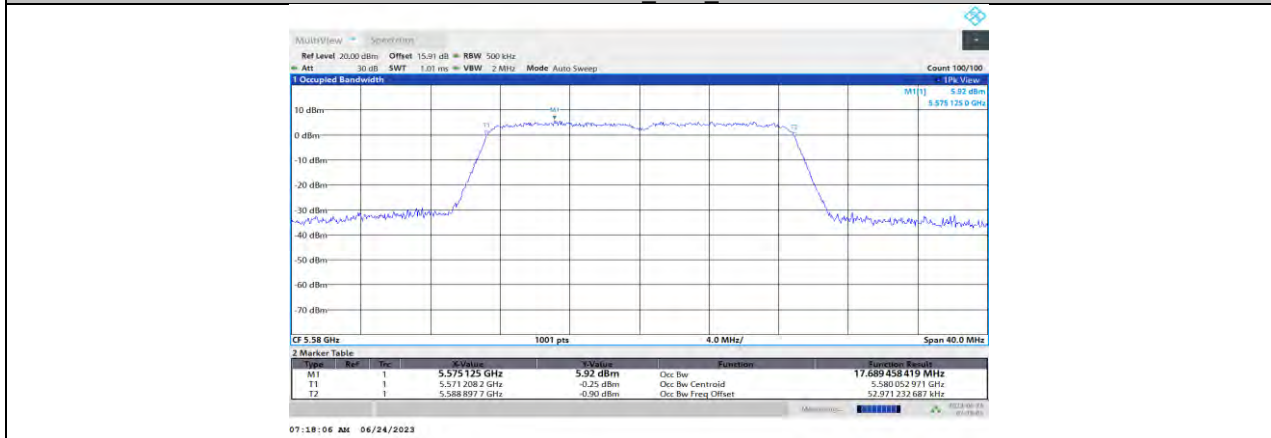


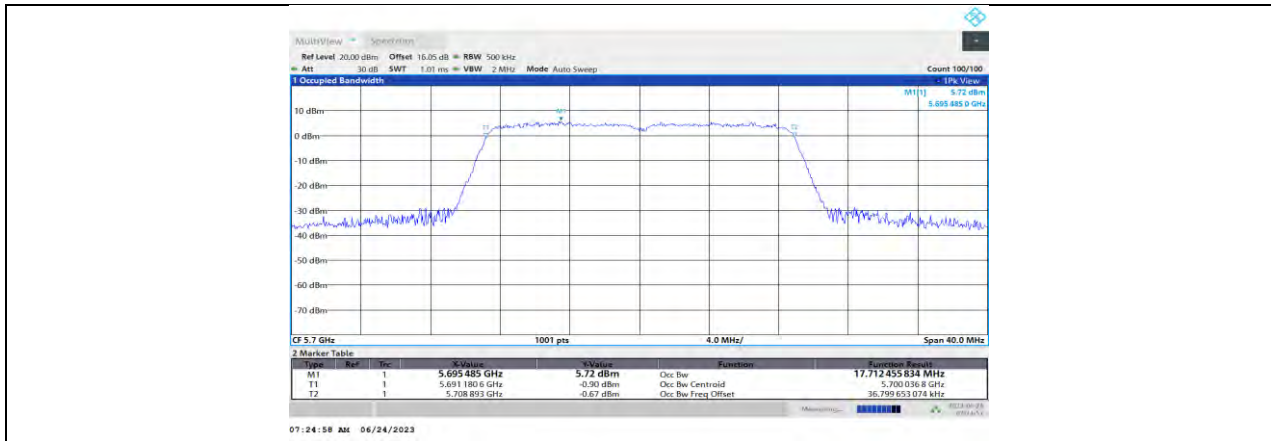
11N20MIMO Ant2_5500



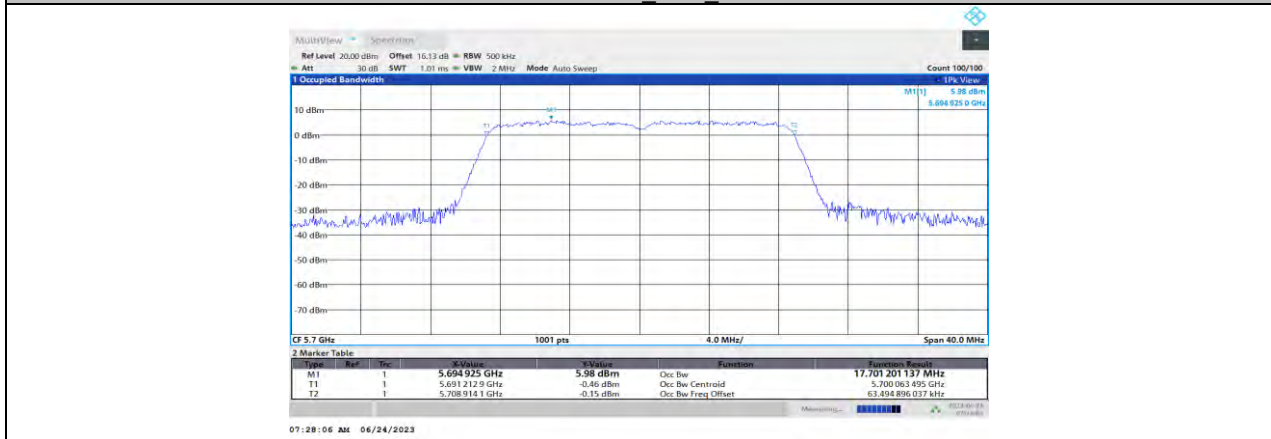
11N20MIMO Ant1_5580



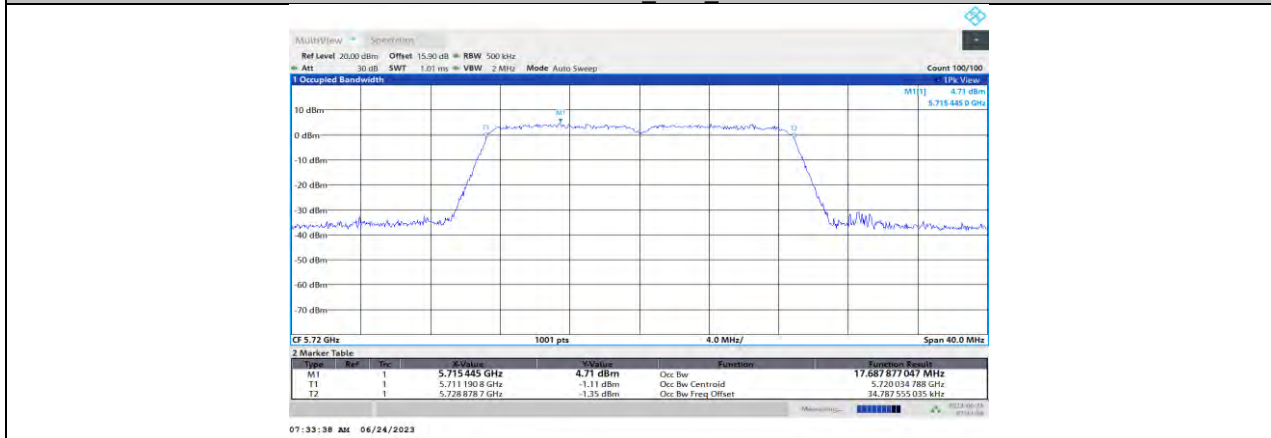
11N20MIMO Ant2_5580



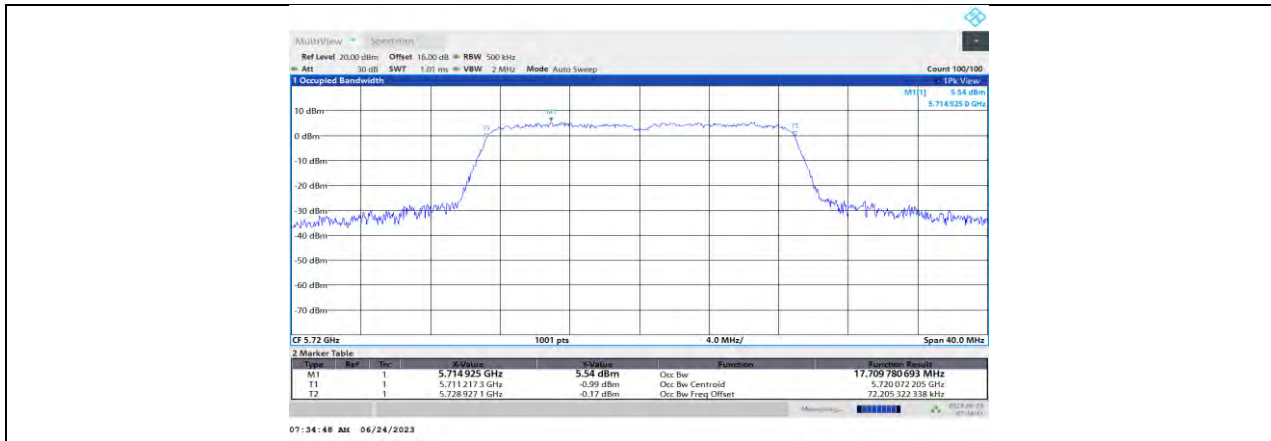
11N20MIMO Ant1 5700



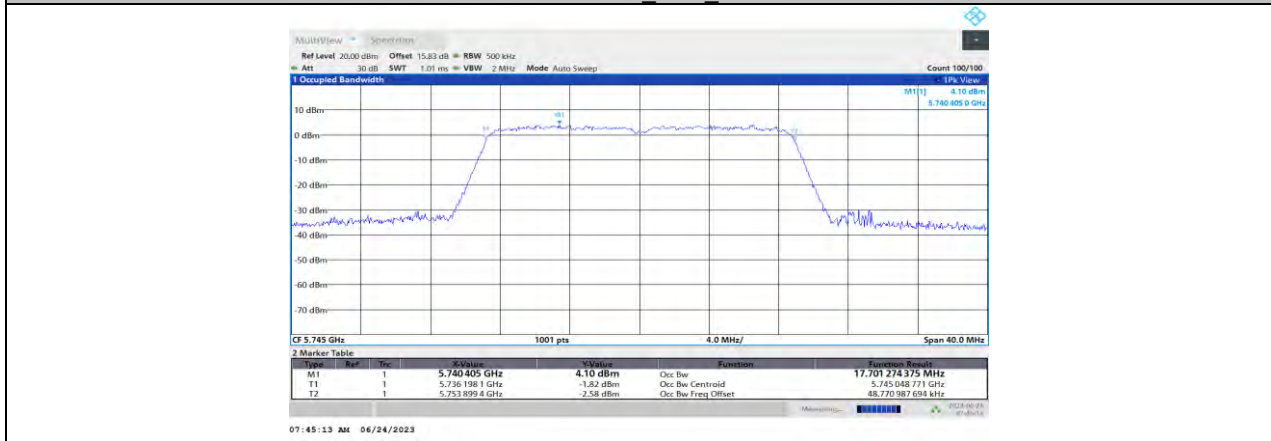
11N20MIMO Ant2 5700



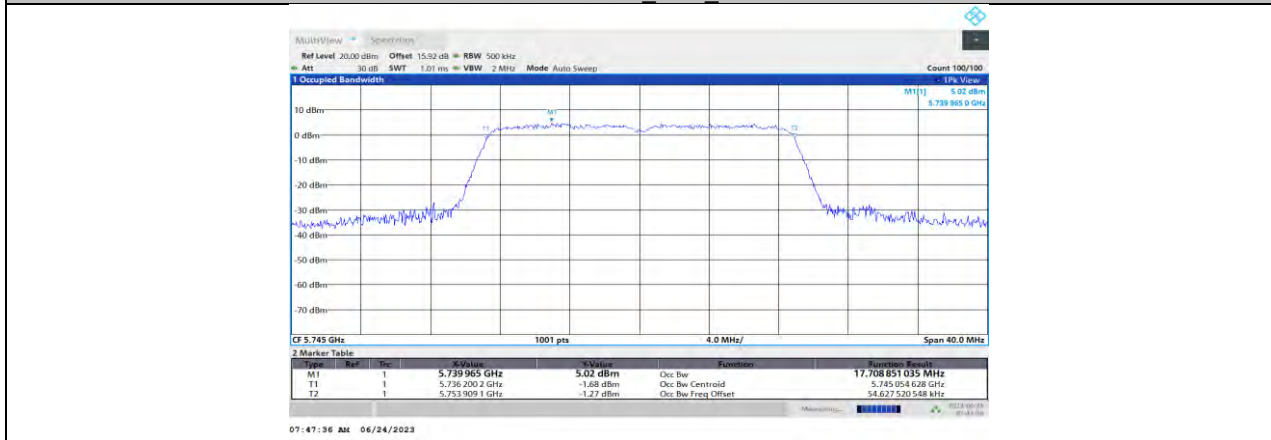
11N20MIMO Ant1 5720



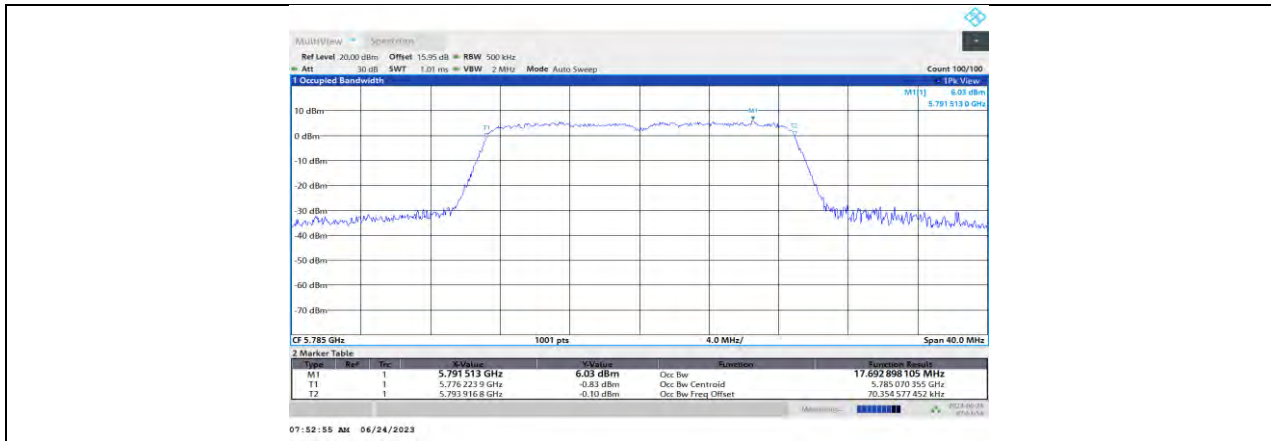
11N20MIMO Ant2_5720



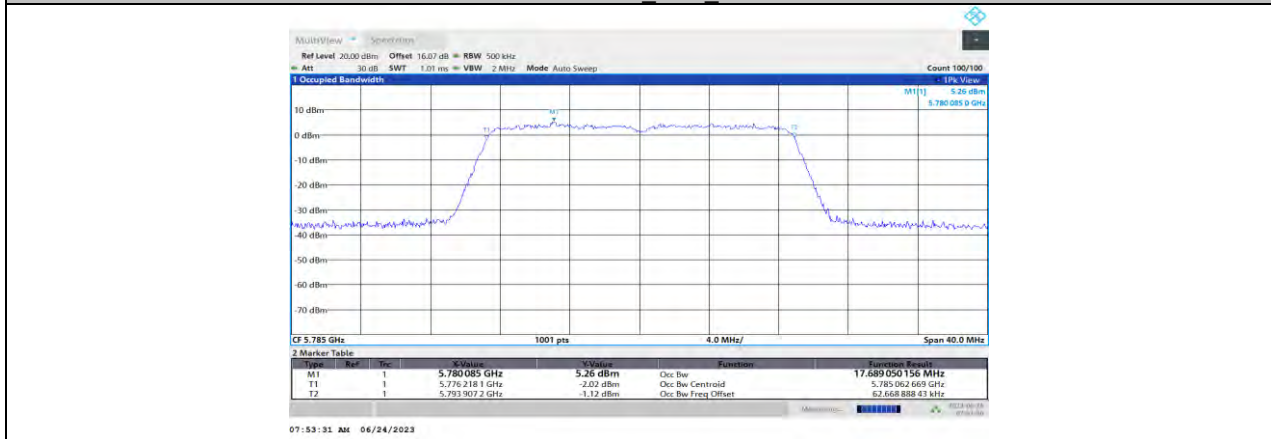
11N20MIMO Ant1_5745



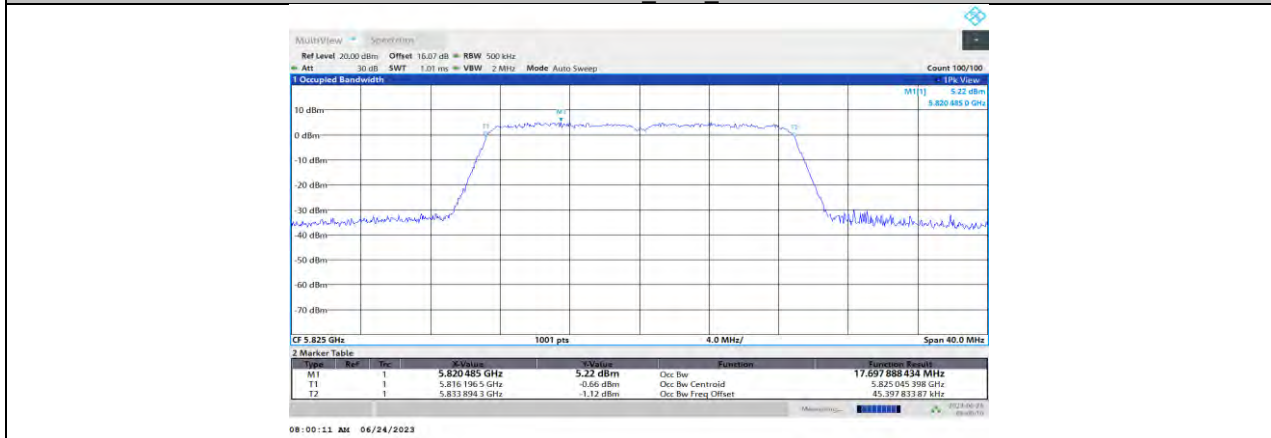
11N20MIMO Ant2_5745



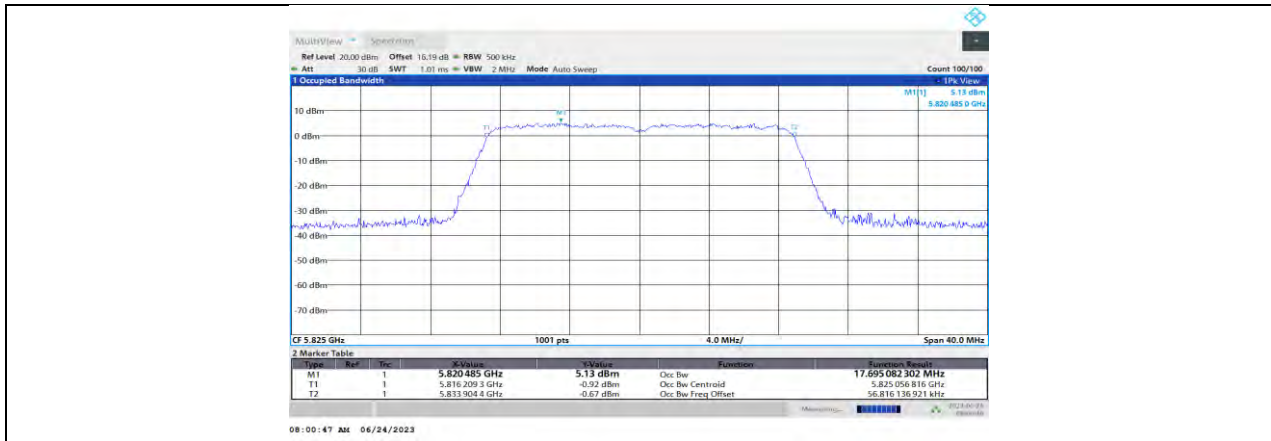
11N20MIMO_Ant1_5785



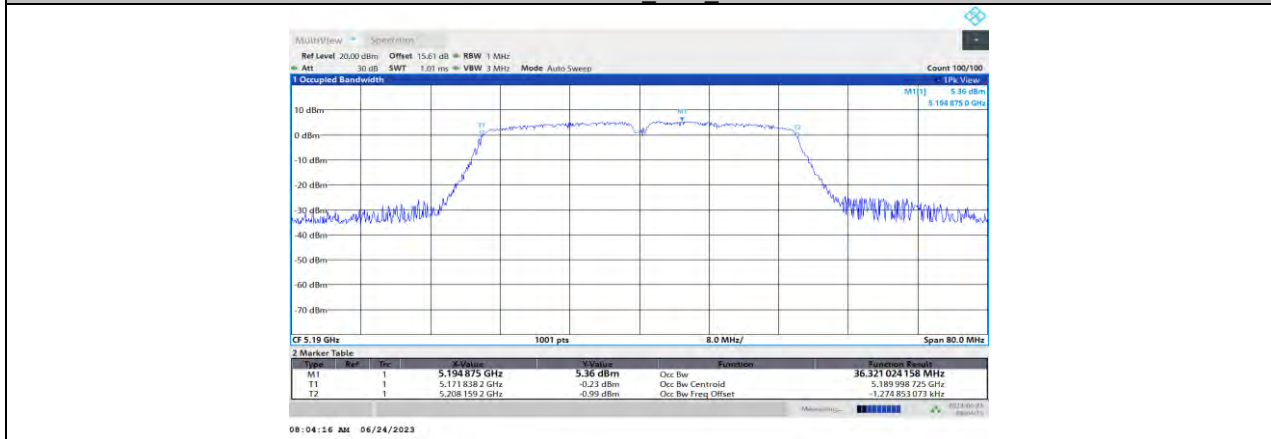
11N20MIMO_Ant2_5785



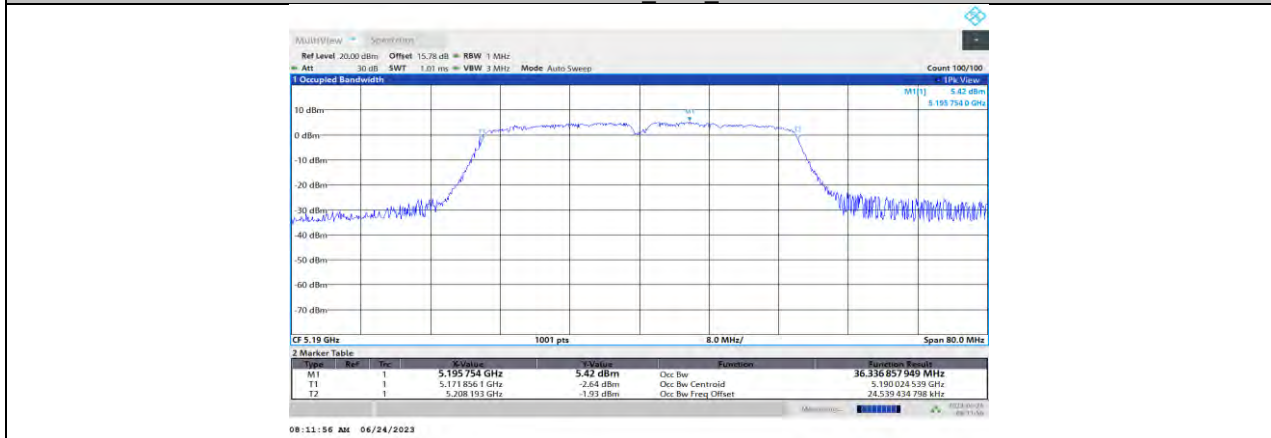
11N20MIMO_Ant1_5825



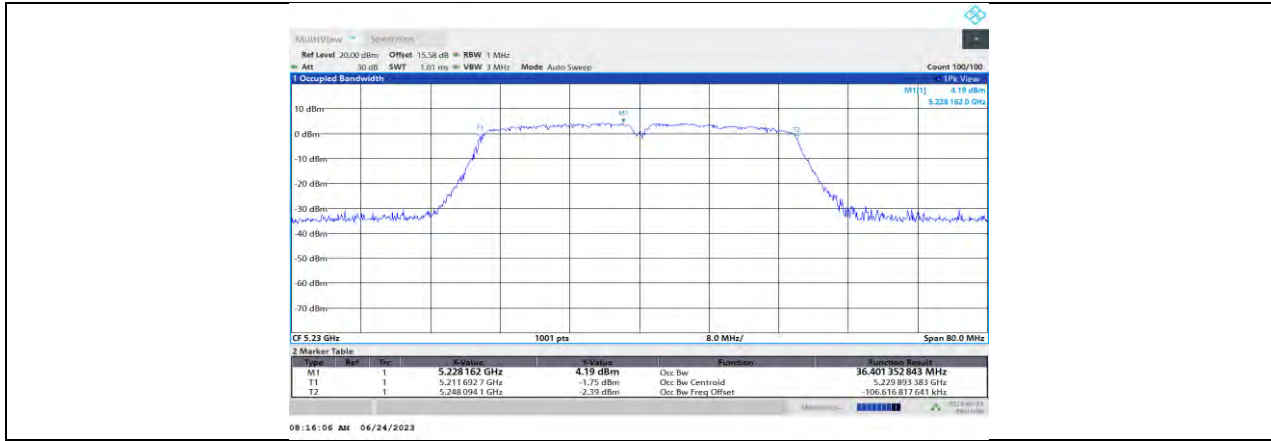
11N20MIMO Ant2 5825



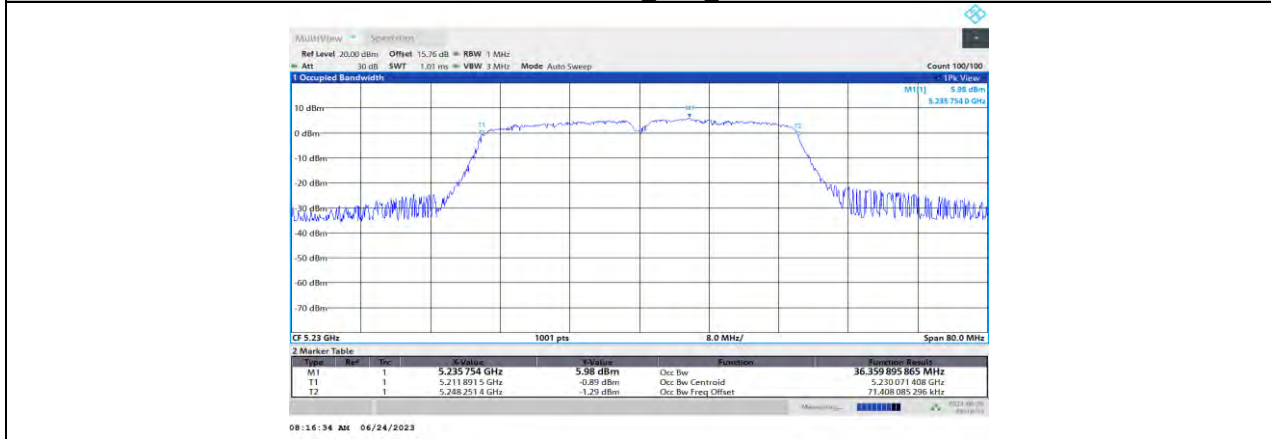
11N40MIMO Ant1 5190



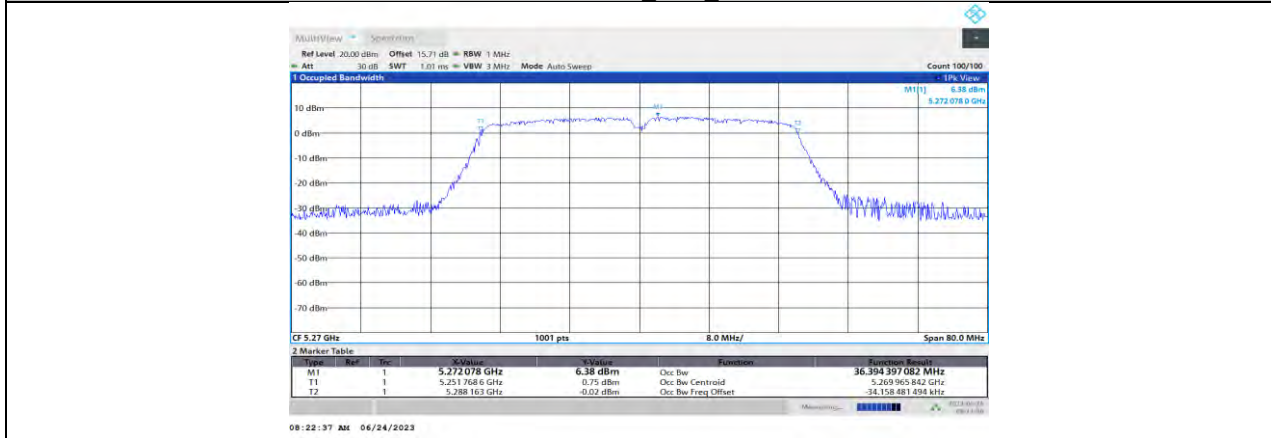
11N40MIMO Ant2 5190



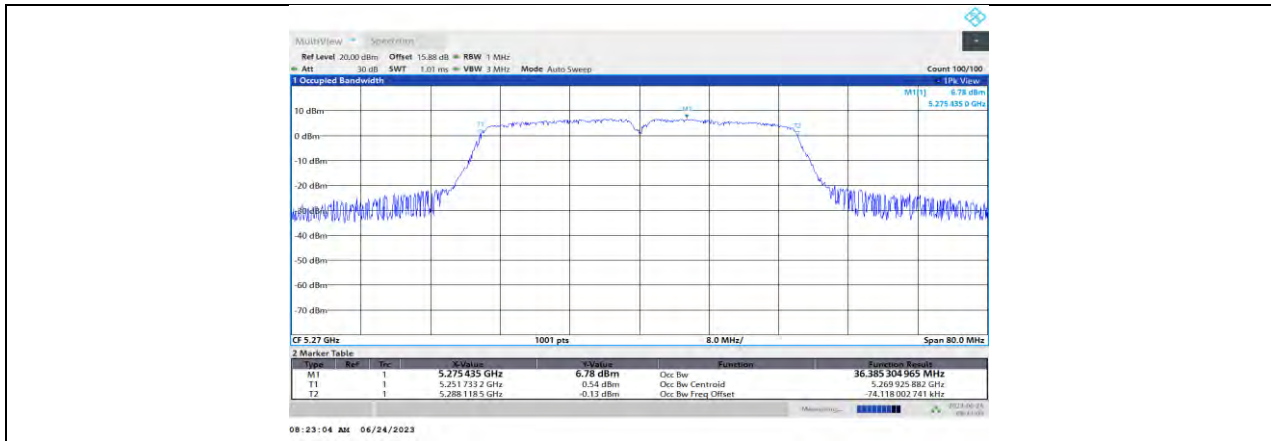
11N40MIMO_Ant1_5230



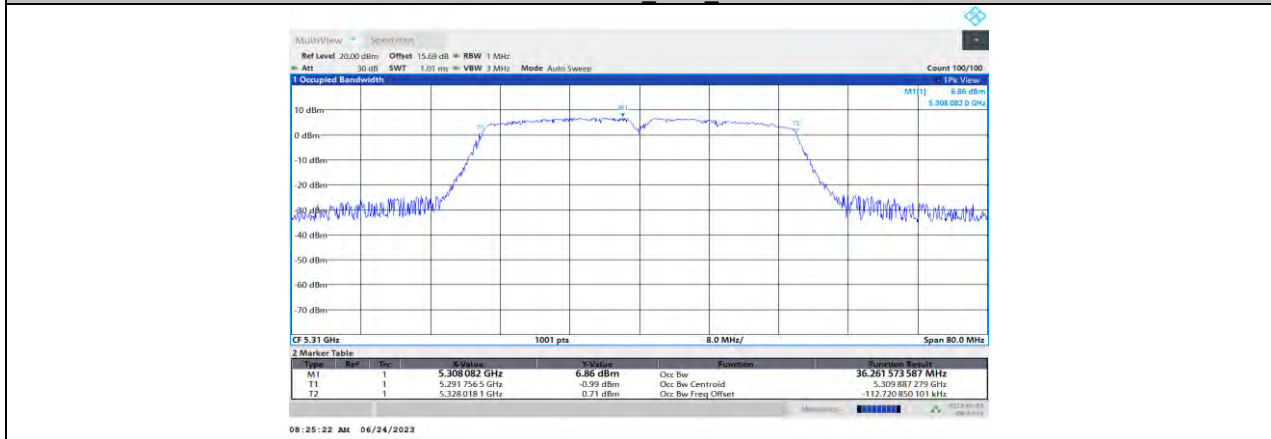
11N40MIMO_Ant2_5230



11N40MIMO_Ant1_5270



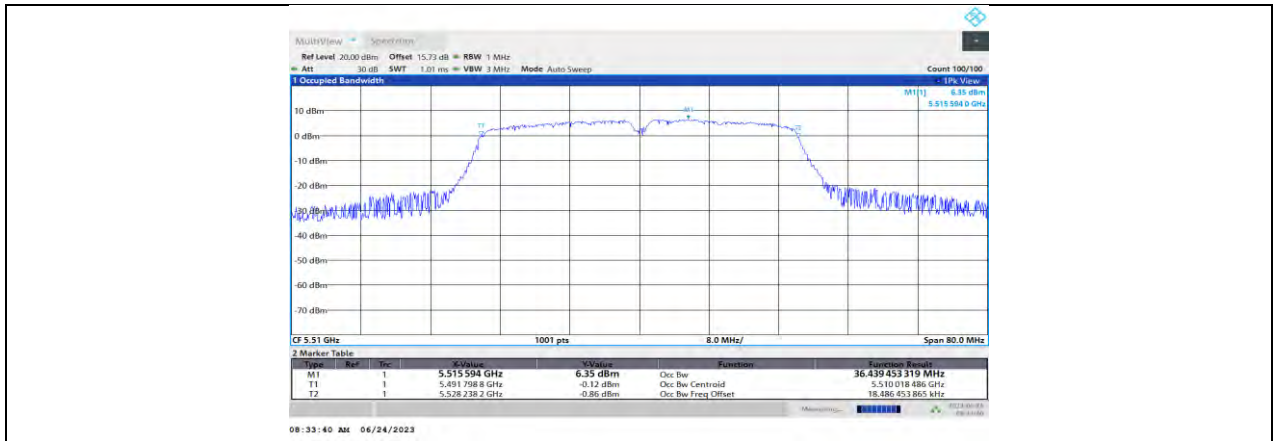
11N40MIMO Ant2_5270



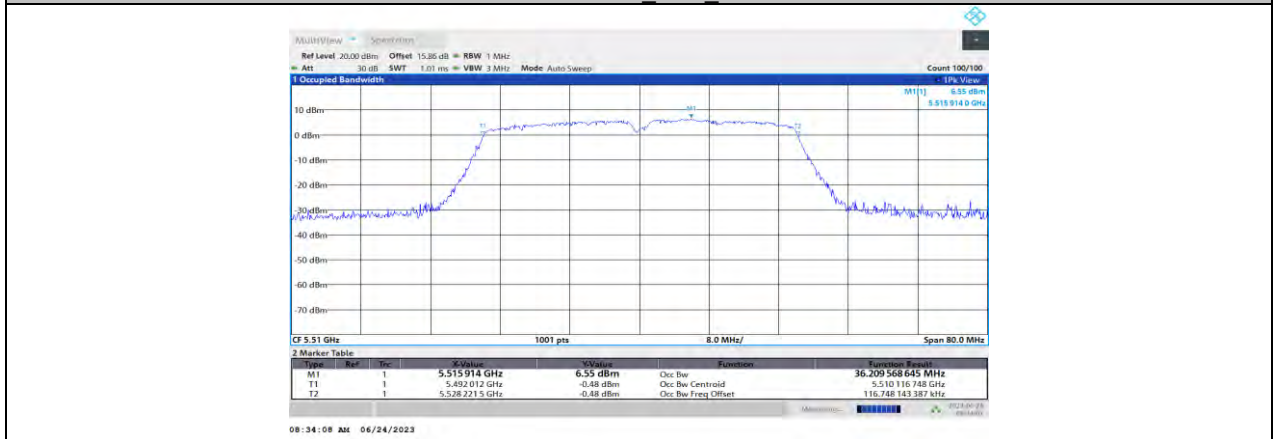
11N40MIMO Ant1_5310



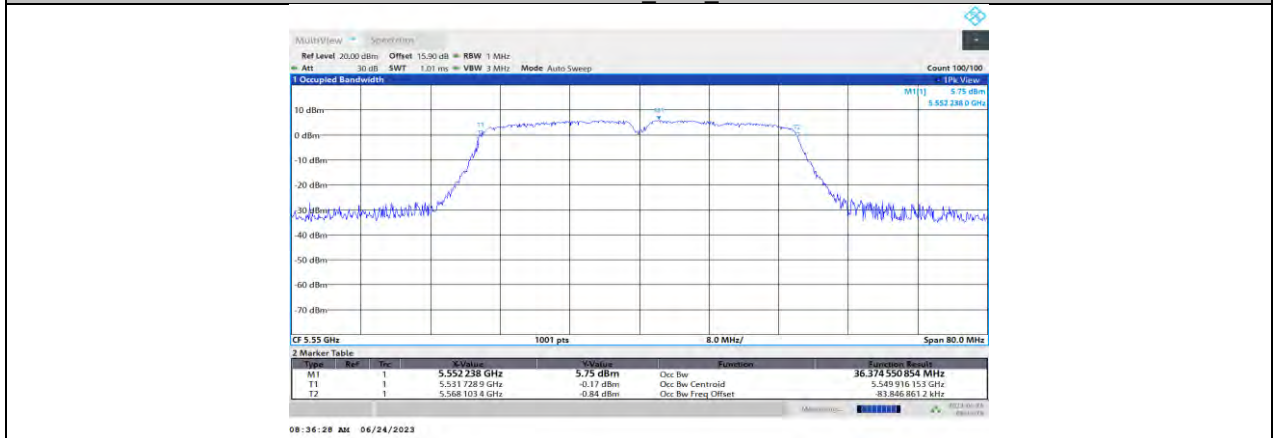
11N40MIMO Ant2_5310



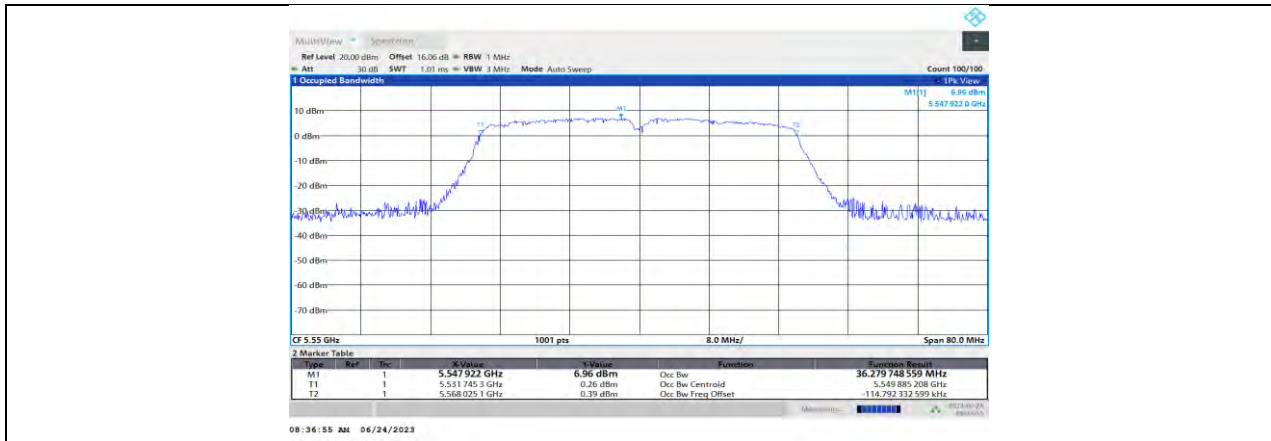
11N40MIMO_Ant1_5510



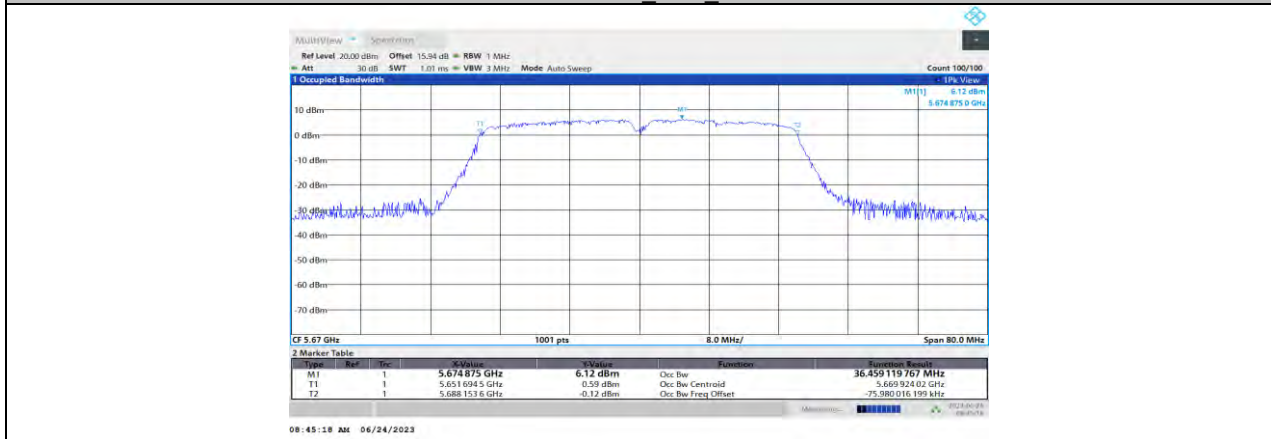
11N40MIMO_Ant2_5510



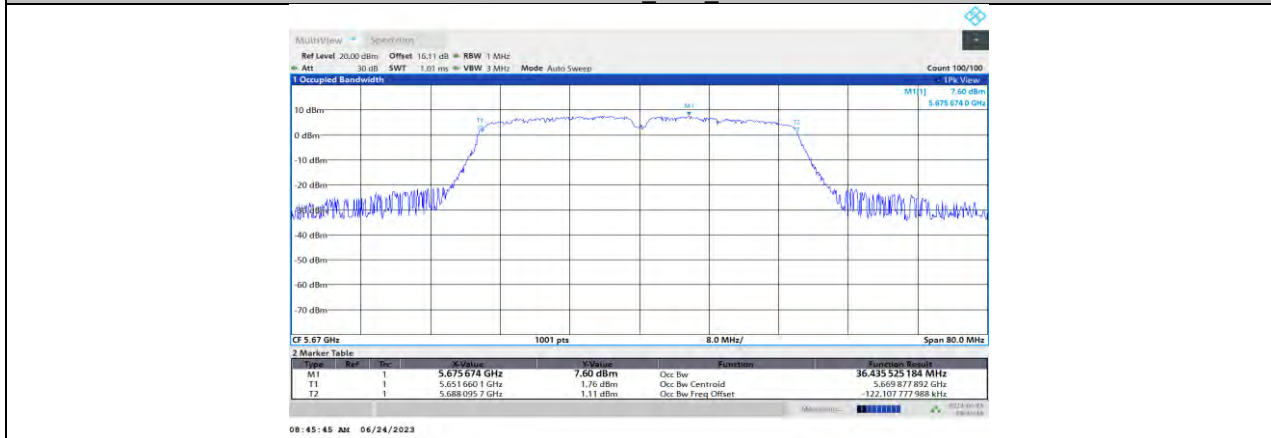
11N40MIMO_Ant1_5550



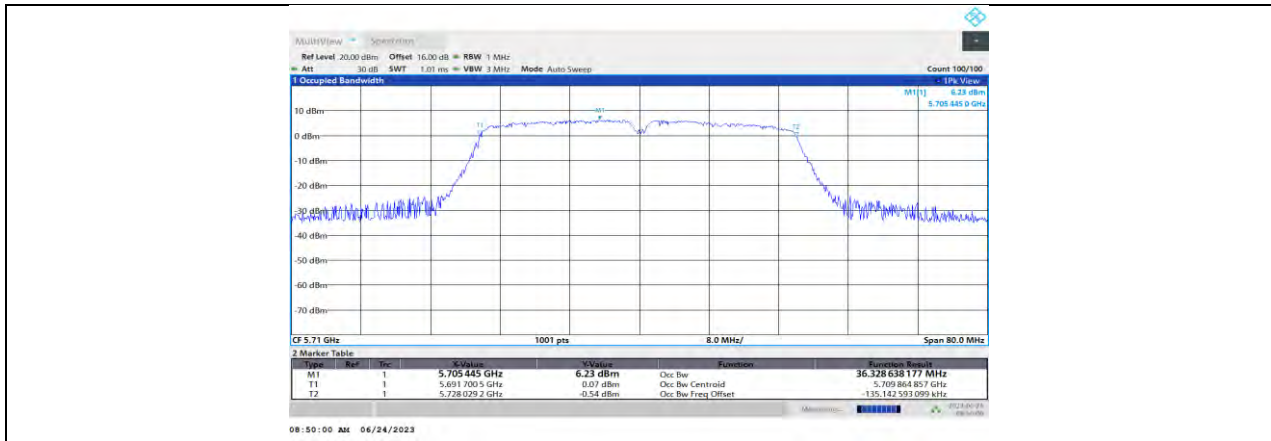
11N40MIMO_Ant2_5550



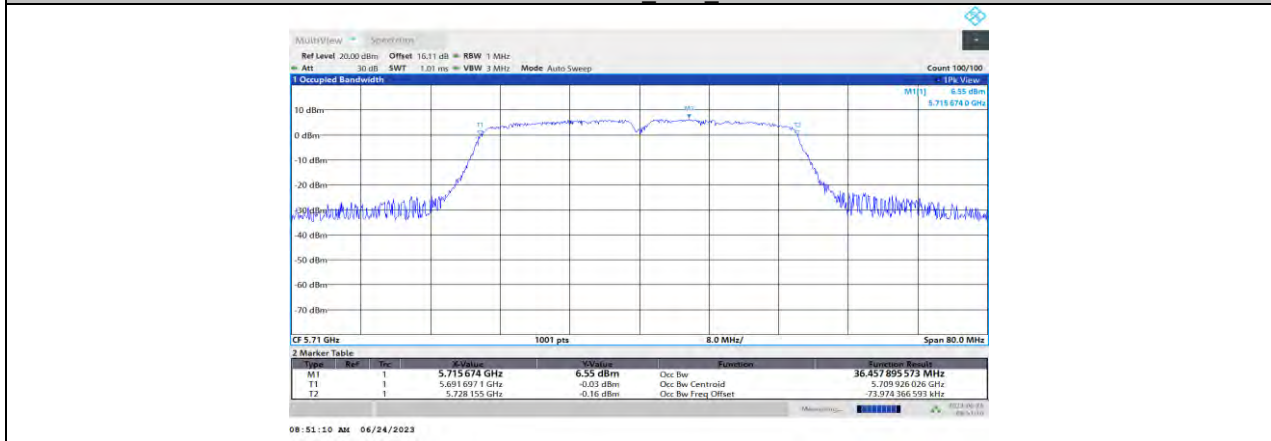
11N40MIMO_Ant1_5670



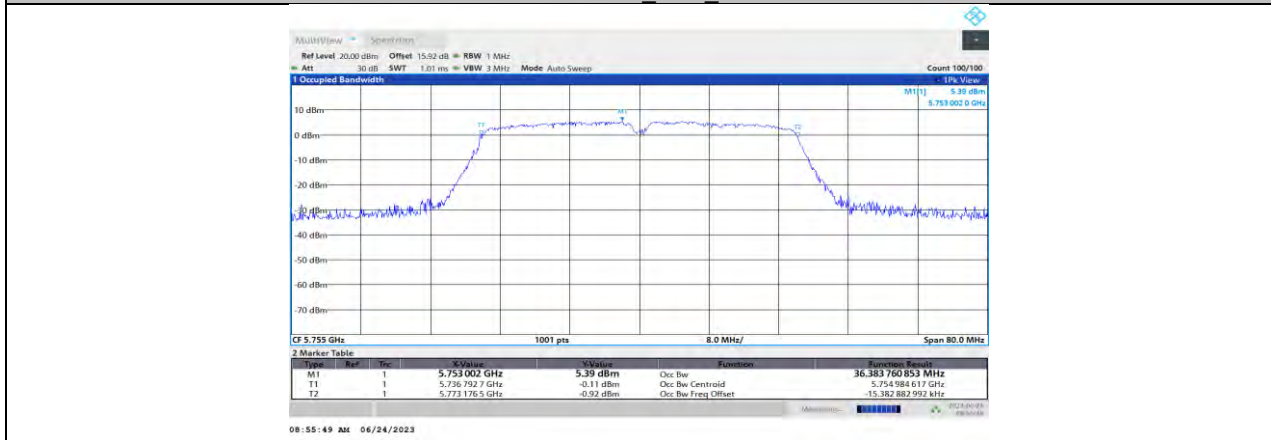
11N40MIMO_Ant2_5670



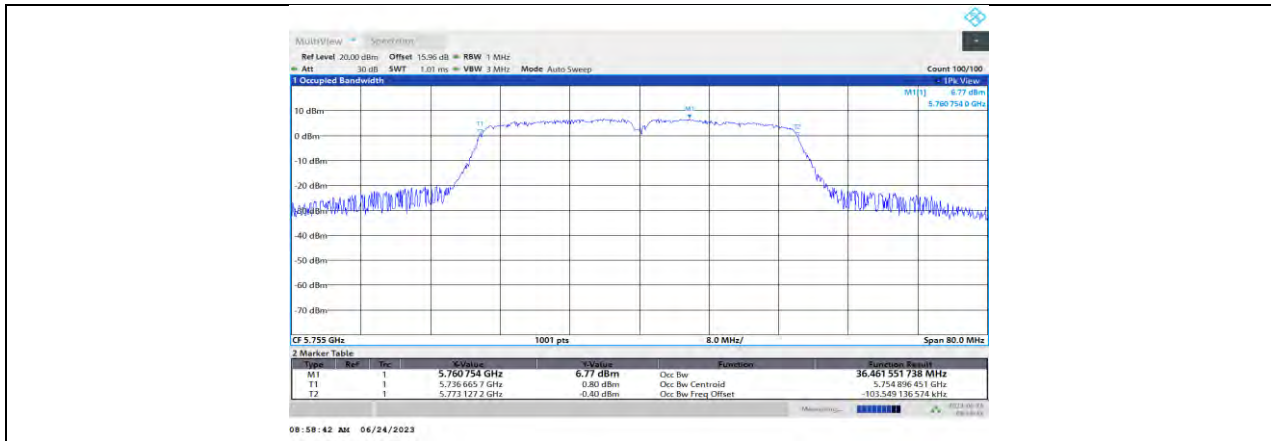
11N40MIMO_Ant1_5710



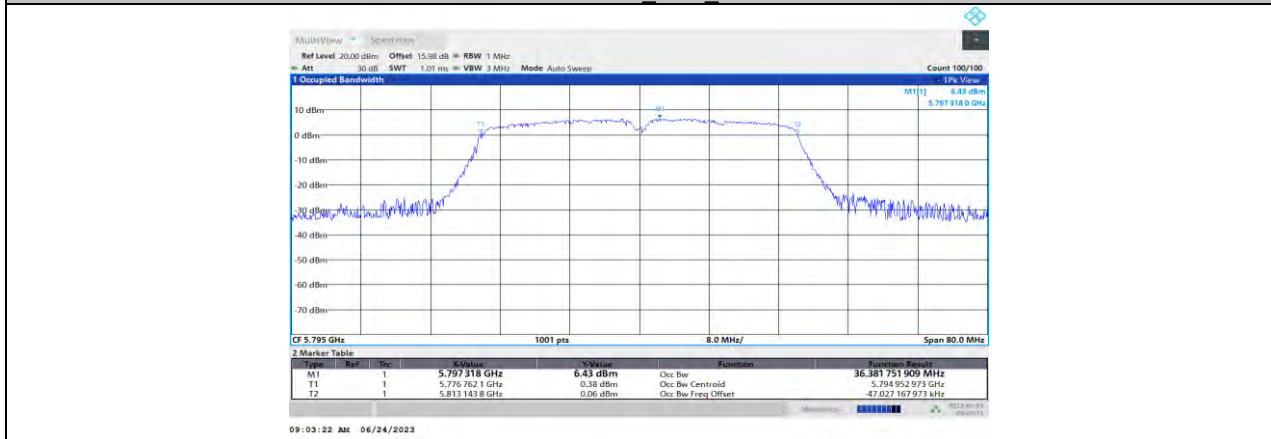
11N40MIMO_Ant2_5710



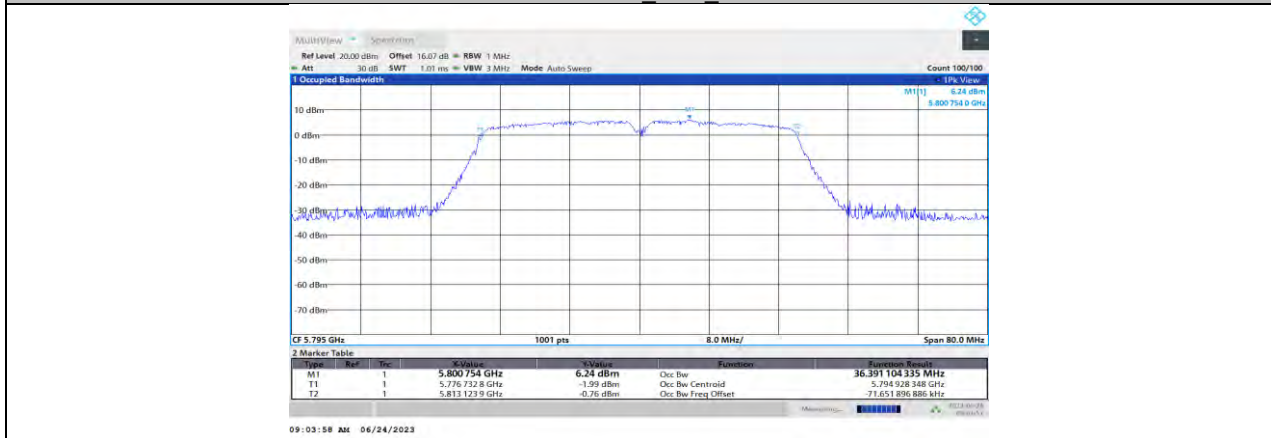
11N40MIMO_Ant1_5755



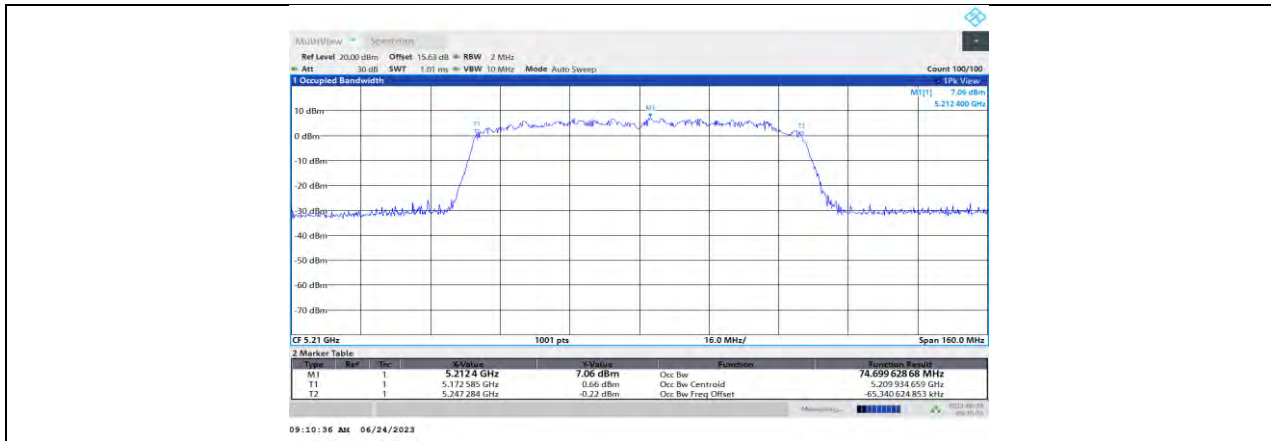
11N40MIMO_Ant2_5755



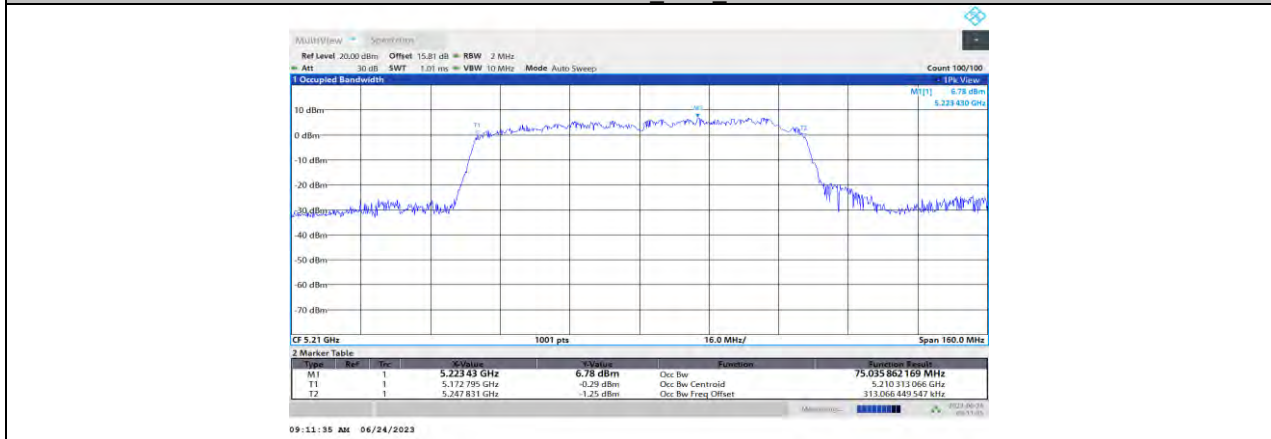
11N40MIMO_Ant1_5795



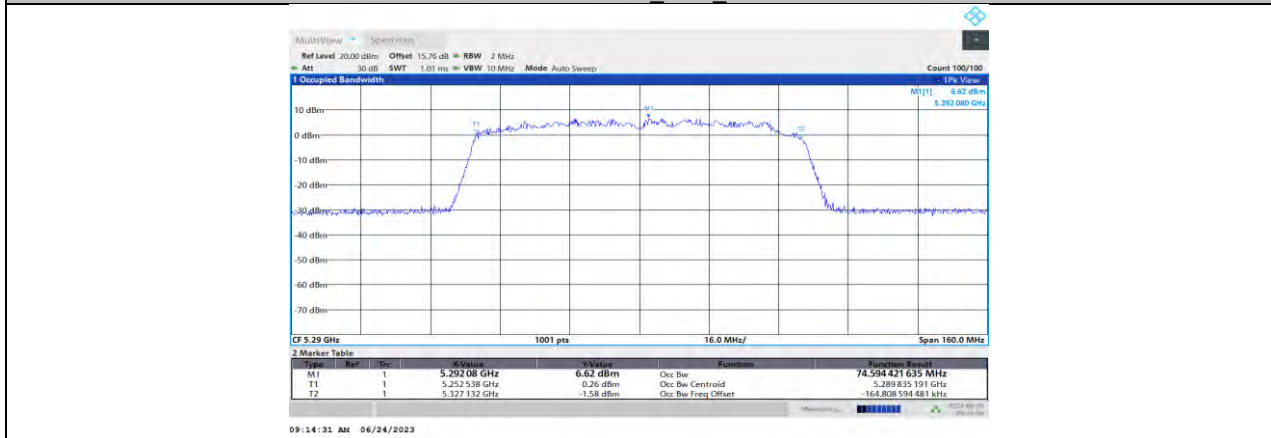
11N40MIMO_Ant2_5795



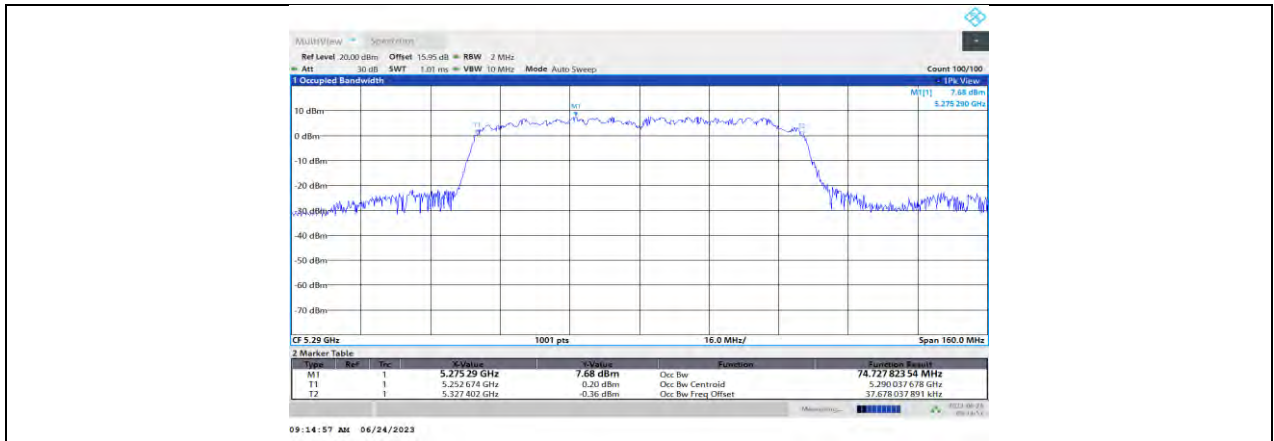
11AC80MIMO_Ant1_5210



11AC80MIMO_Ant2_5210



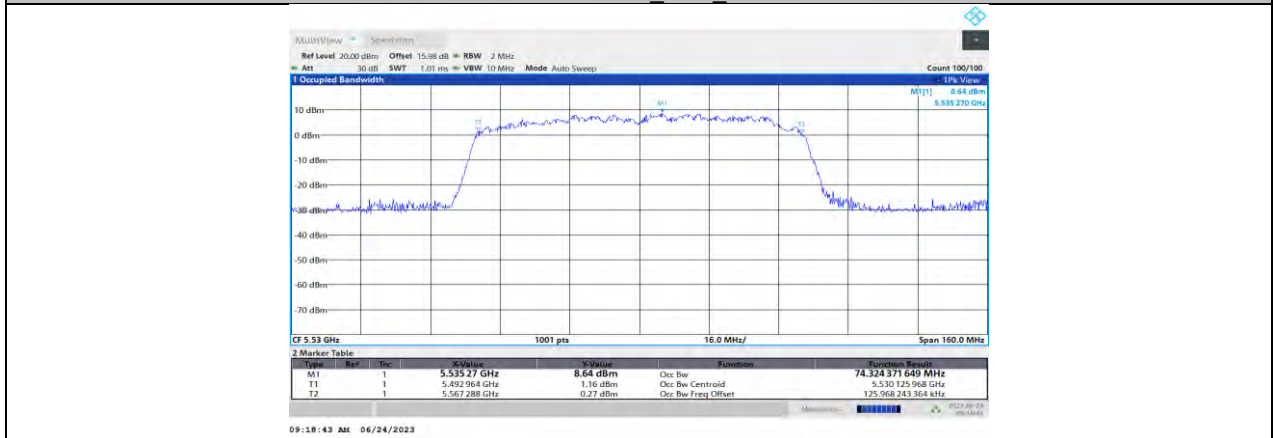
11AC80MIMO_Ant1_5290



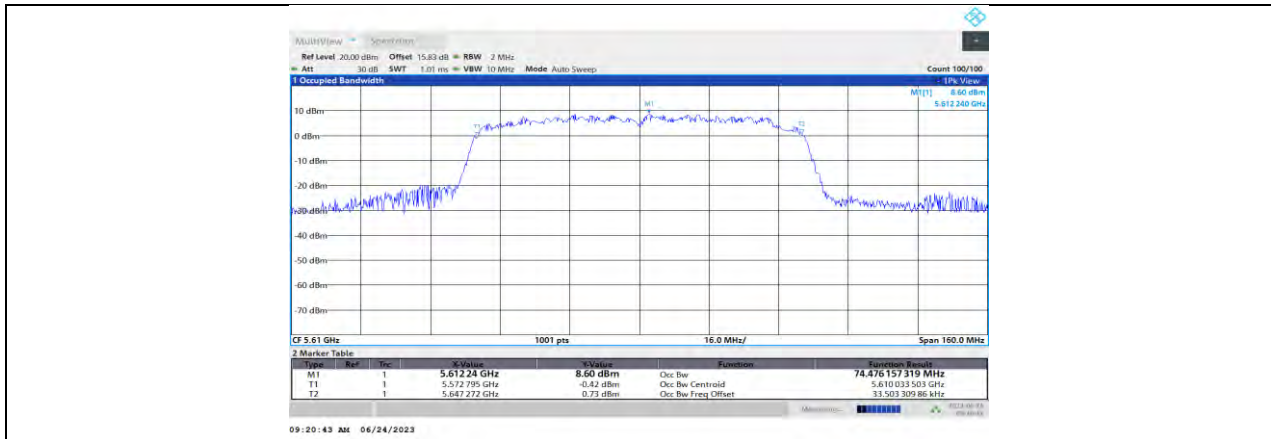
11AC80MIMO_Ant2_5290



11AC80MIMO_Ant1_5530



11AC80MIMO_Ant2_5530



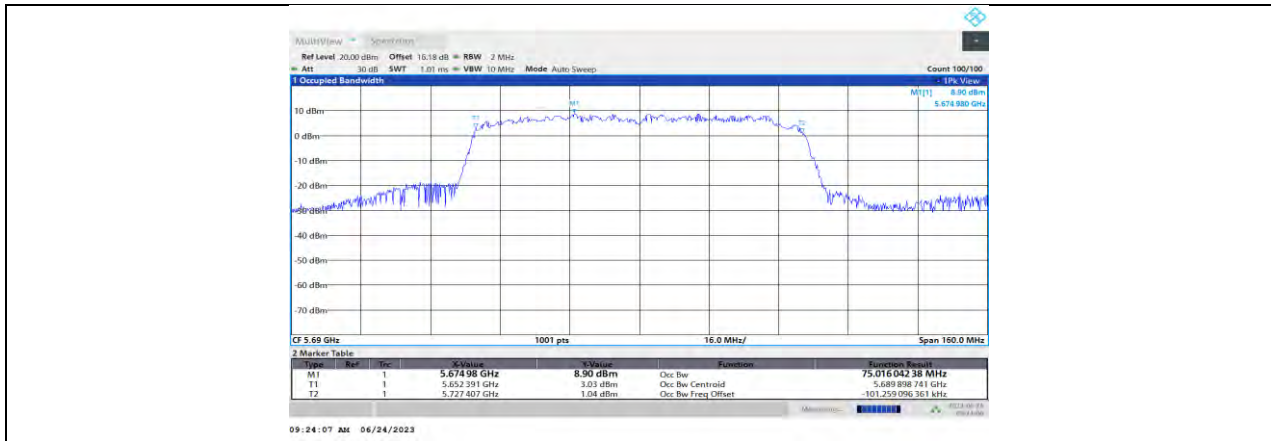
11AC80MIMO_Ant1_5610



11AC80MIMO_Ant2_5610



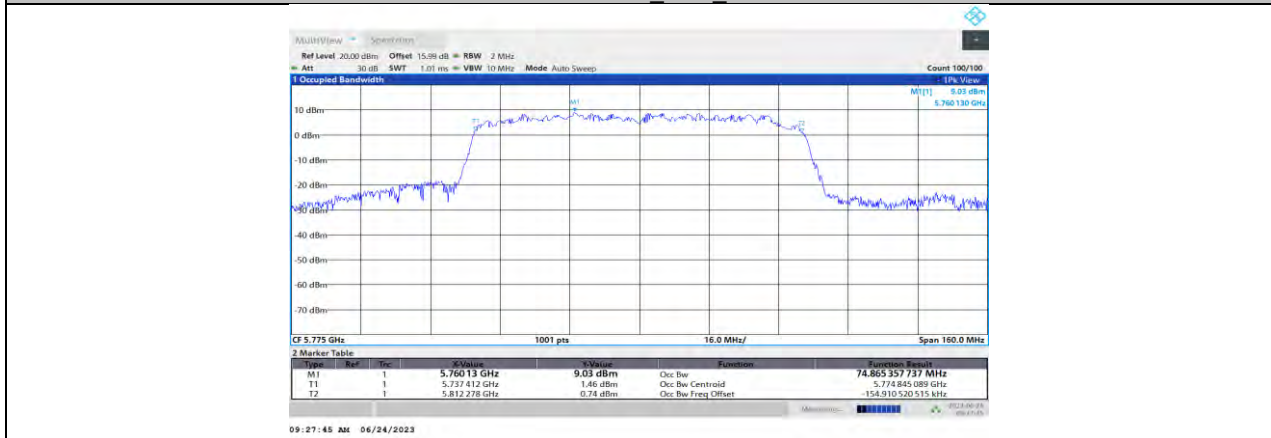
11AC80MIMO_Ant1_5690



11AC80MIMO_Ant2_5690



11AC80MIMO_Ant1_5775



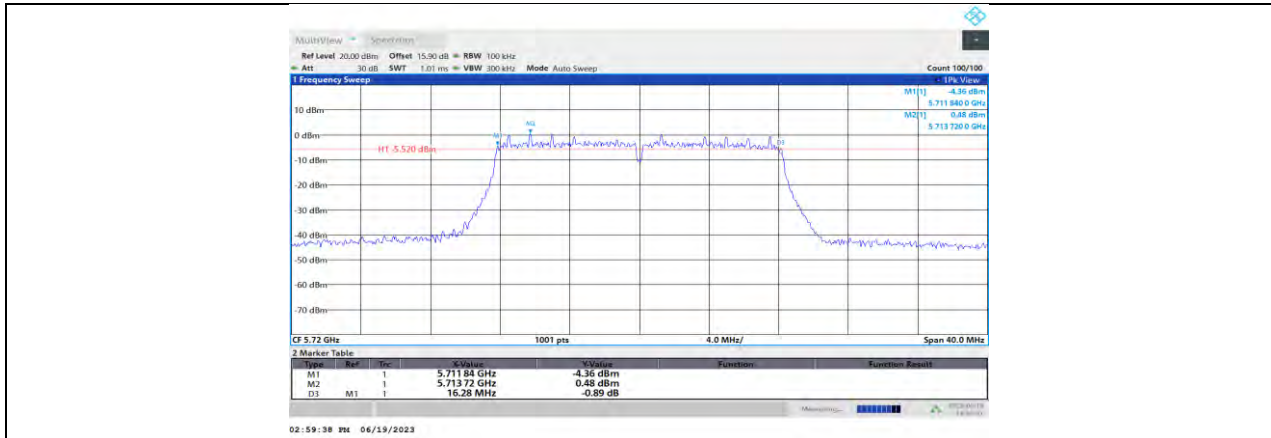
11AC80MIMO_Ant2_5775

11.3. APPENDIX C: MIN EMISSION BANDWIDTH

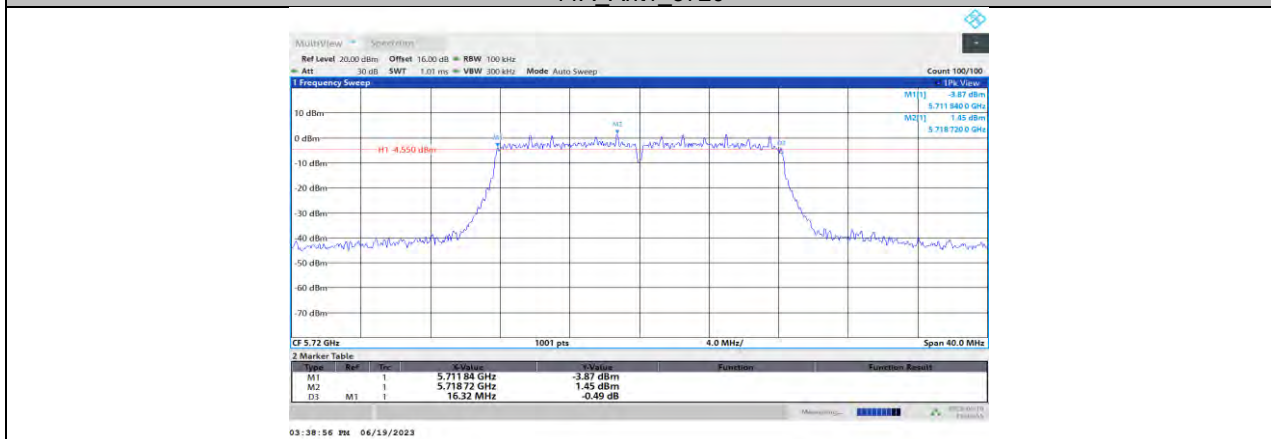
11.3.1. Test Result

Test Mode	Antenna	Channel	6db EBW [MHz]	FL[MHz]	FH[MHz]	Limit[MHz]	Verdict
11A	Ant1	5720	16.28	5711.84	5728.12	≥0.5	PASS
	Ant2	5720	16.32	5711.84	5728.16	≥0.5	PASS
	Ant1	5720_UNII-3	3.12	5725	5728.12	≥0.5	PASS
	Ant2	5720_UNII-3	3.16	5725	5728.16	≥0.5	PASS
	Ant1	5745	16.32	5736.84	5753.16	≥0.5	PASS
	Ant2	5745	16.32	5736.84	5753.16	≥0.5	PASS
	Ant1	5785	16.32	5776.84	5793.16	≥0.5	PASS
	Ant2	5785	16.32	5776.84	5793.16	≥0.5	PASS
	Ant1	5825	16.32	5816.84	5833.16	≥0.5	PASS
	Ant2	5825	16.28	5816.84	5833.12	≥0.5	PASS
11N20MIMO	Ant1	5720	17.32	5711.24	5728.56	≥0.5	PASS
	Ant2	5720	17.56	5711.24	5728.80	≥0.5	PASS
	Ant1	5720_UNII-3	3.56	5725	5728.56	≥0.5	PASS
	Ant2	5720_UNII-3	3.8	5725	5728.80	≥0.5	PASS
	Ant1	5745	17.56	5736.24	5753.80	≥0.5	PASS
	Ant2	5745	17.56	5736.24	5753.80	≥0.5	PASS
	Ant1	5785	17.56	5776.24	5793.80	≥0.5	PASS
	Ant2	5785	17.56	5776.24	5793.80	≥0.5	PASS
	Ant1	5825	17.56	5816.24	5833.80	≥0.5	PASS
	Ant2	5825	17.56	5816.24	5833.80	≥0.5	PASS
11N40MIMO	Ant1	5710	35.12	5692.48	5727.60	≥0.5	PASS
	Ant2	5710	35.20	5692.48	5727.68	≥0.5	PASS
	Ant1	5710_UNII-3	2.6	5725	5727.60	≥0.5	PASS
	Ant2	5710_UNII-3	2.68	5725	5727.68	≥0.5	PASS
	Ant1	5755	35.52	5737.16	5772.68	≥0.5	PASS
	Ant2	5755	35.20	5737.48	5772.68	≥0.5	PASS
	Ant1	5795	35.20	5777.48	5812.68	≥0.5	PASS
	Ant2	5795	35.04	5777.64	5812.68	≥0.5	PASS
11AC80MIMO	Ant1	5690	75.04	5652.56	5727.60	≥0.5	PASS
	Ant2	5690	75.04	5652.56	5727.60	≥0.5	PASS
	Ant1	5690_UNII-3	2.6	5725	5727.60	≥0.5	PASS
	Ant2	5690_UNII-3	2.6	5725	5727.60	≥0.5	PASS
	Ant1	5775	75.04	5737.56	5812.60	≥0.5	PASS
	Ant2	5775	75.04	5737.56	5812.60	≥0.5	PASS

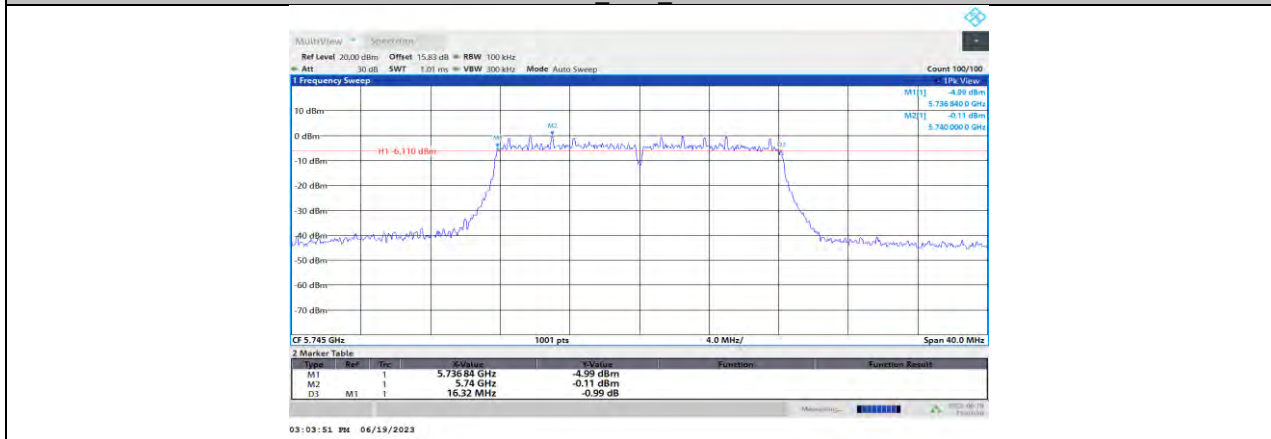
11.3.2. Test Graphs



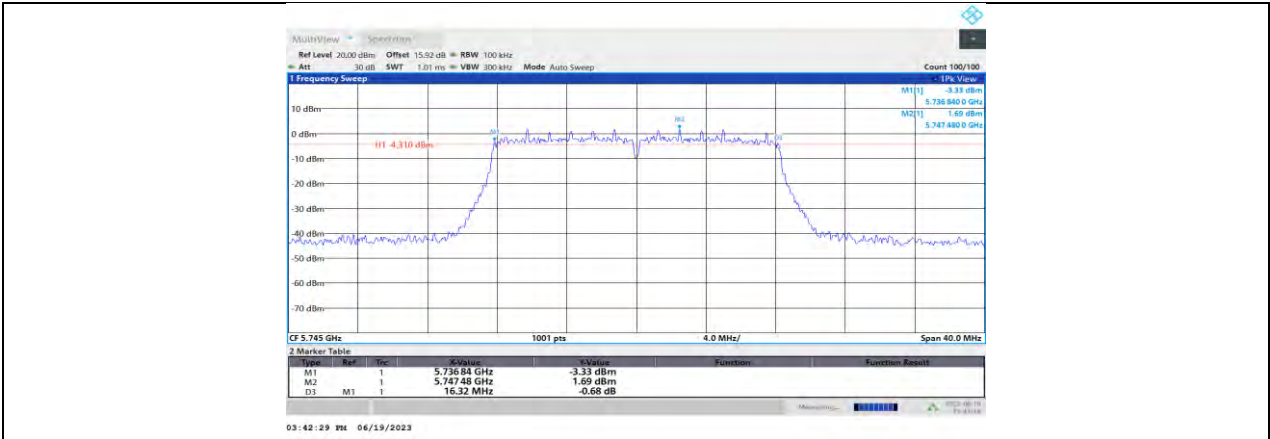
11A_Ant1_5720



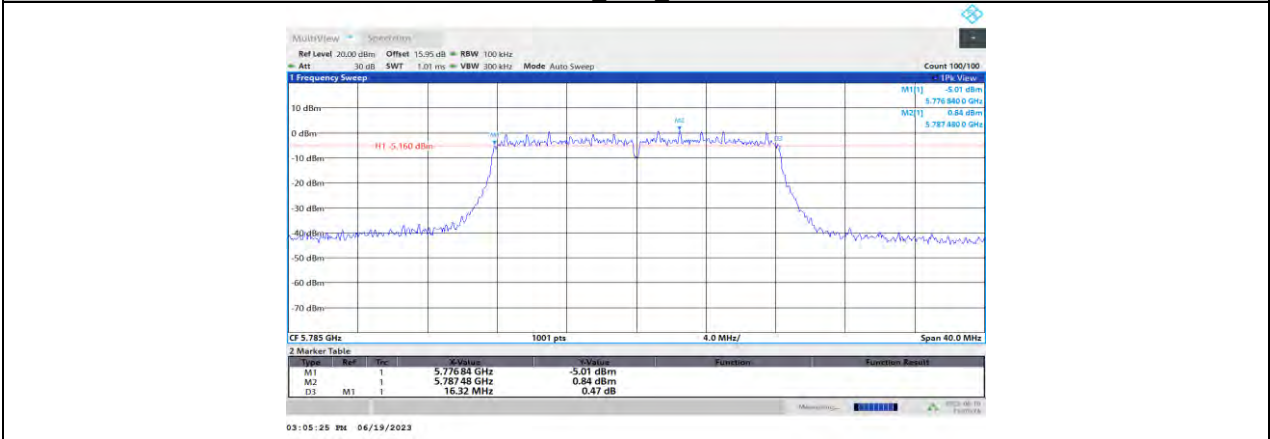
11A_Ant2_5720



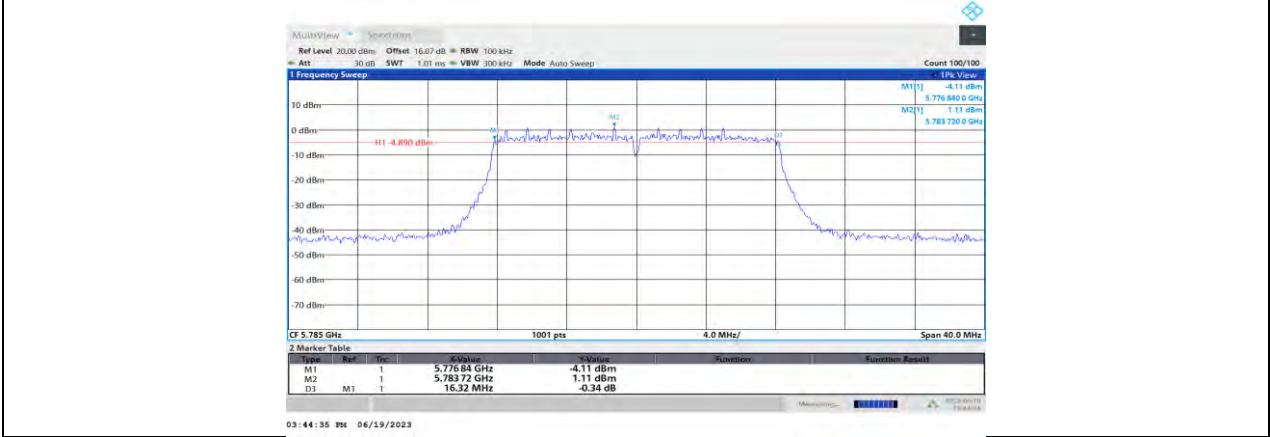
11A_Ant1_5745



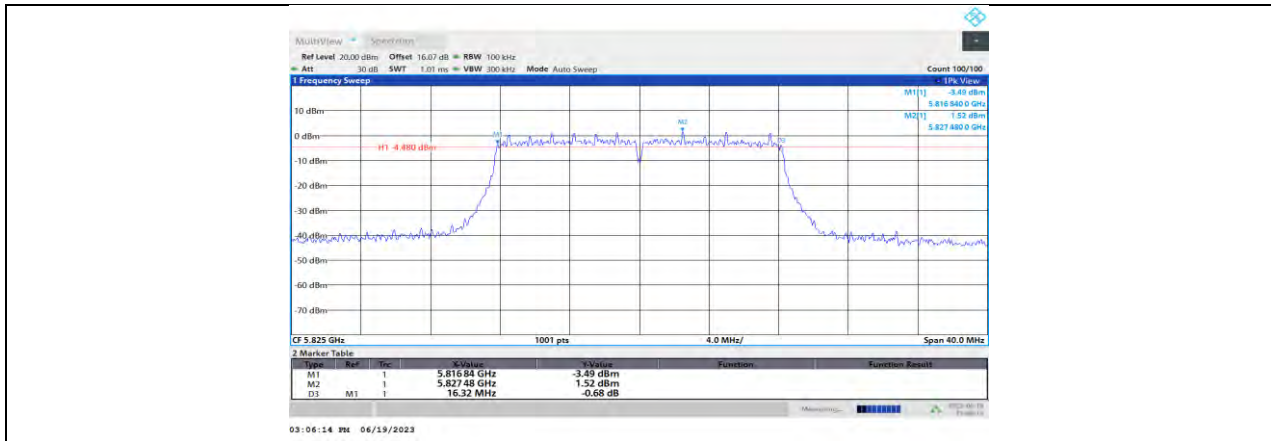
11A_Ant2_5745



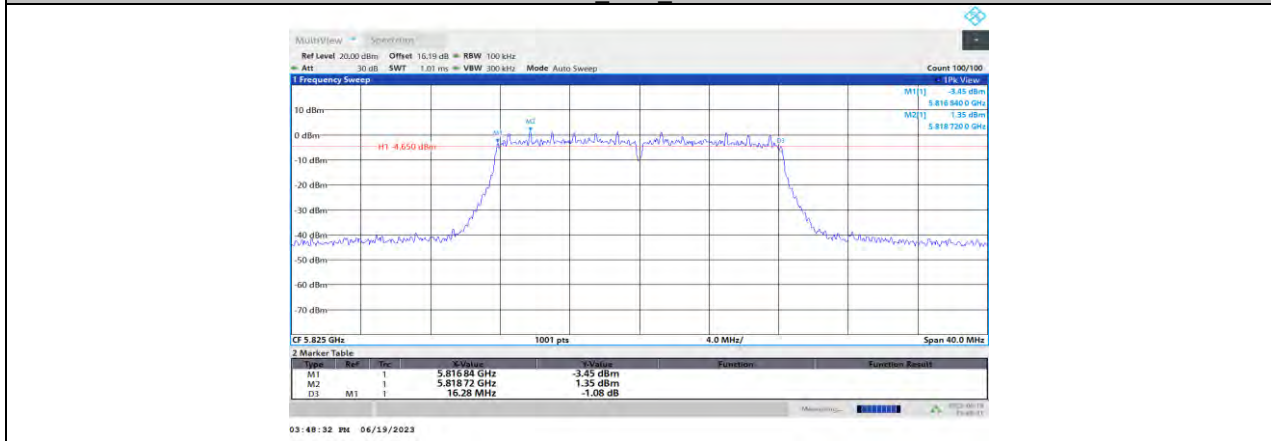
11A_Ant1_5785



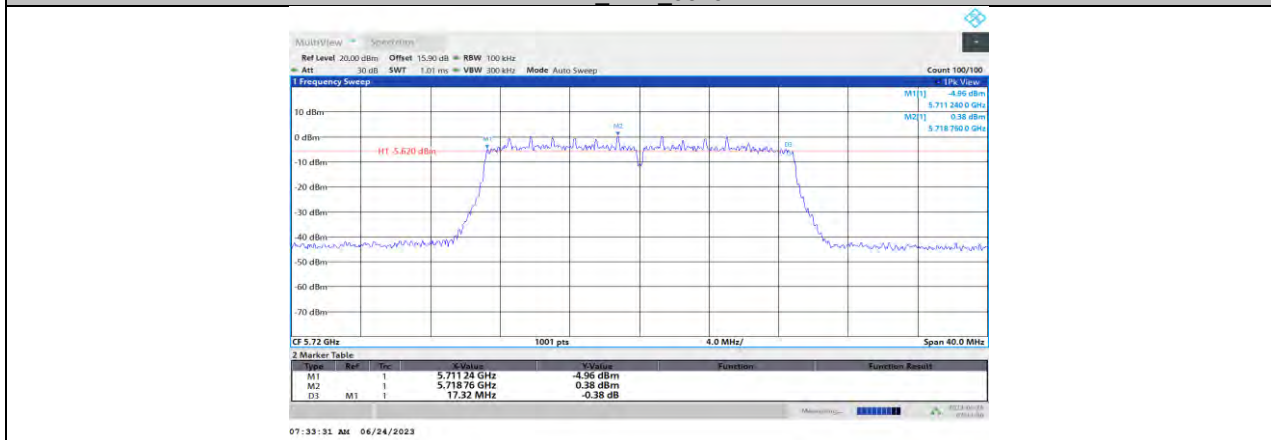
11A_Ant2_5785



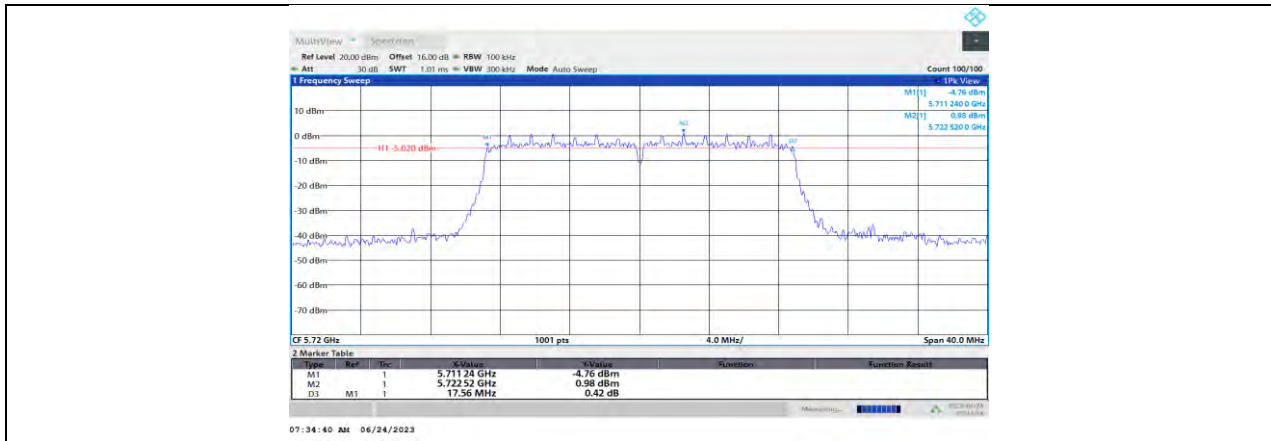
11A_Ant1_5825



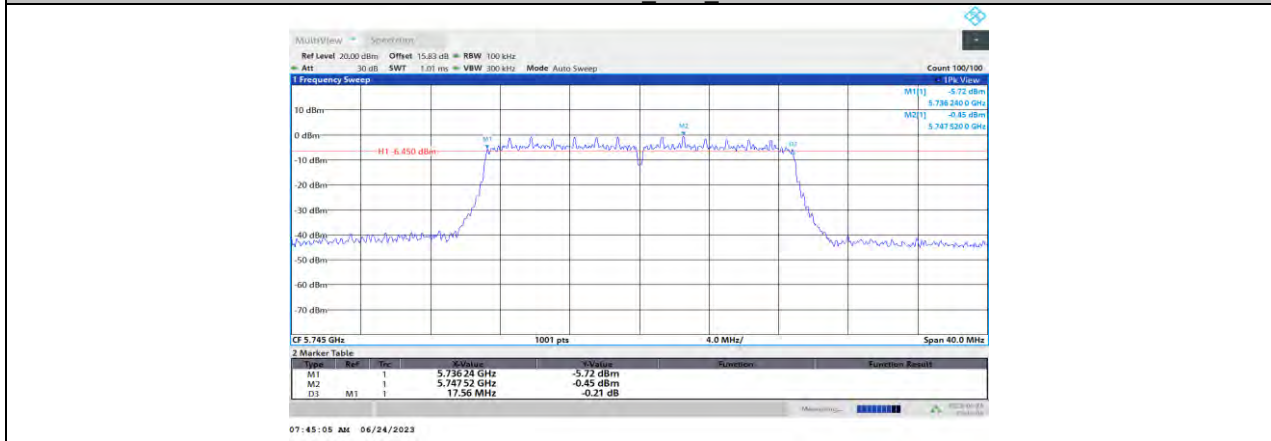
11A_Ant2_5825



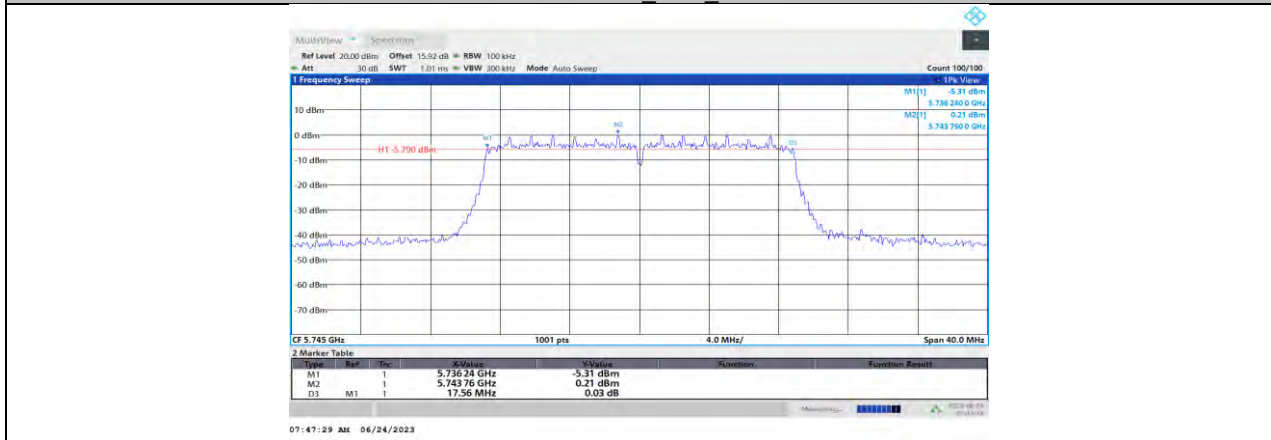
11N20MIMO_Ant1_5720



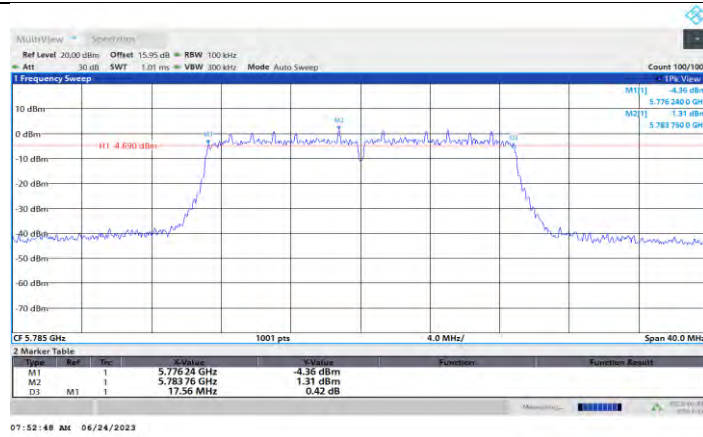
11N20MIMO_Ant2_5720



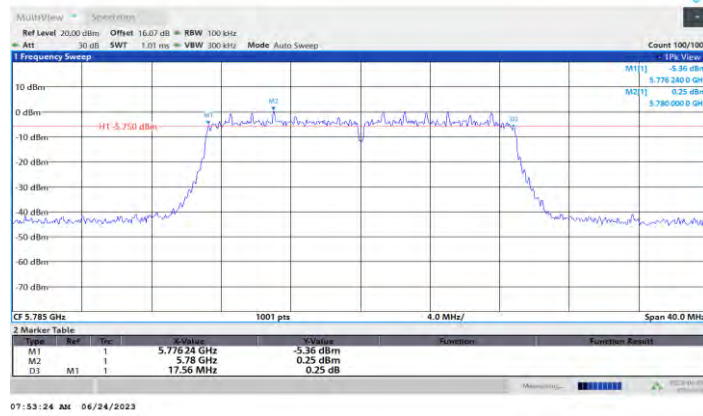
11N20MIMO_Ant1_5745



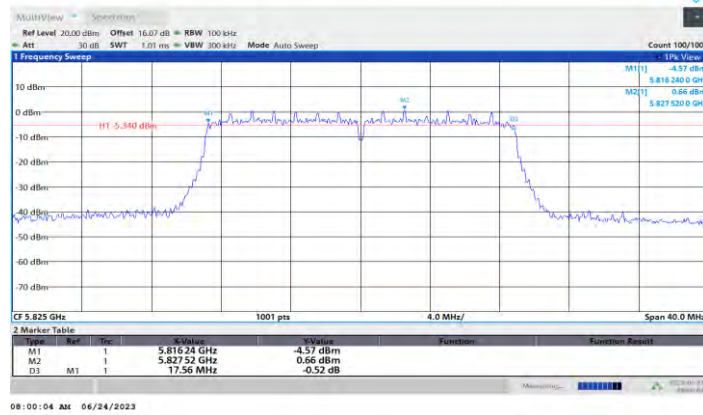
11N20MIMO_Ant2_5745



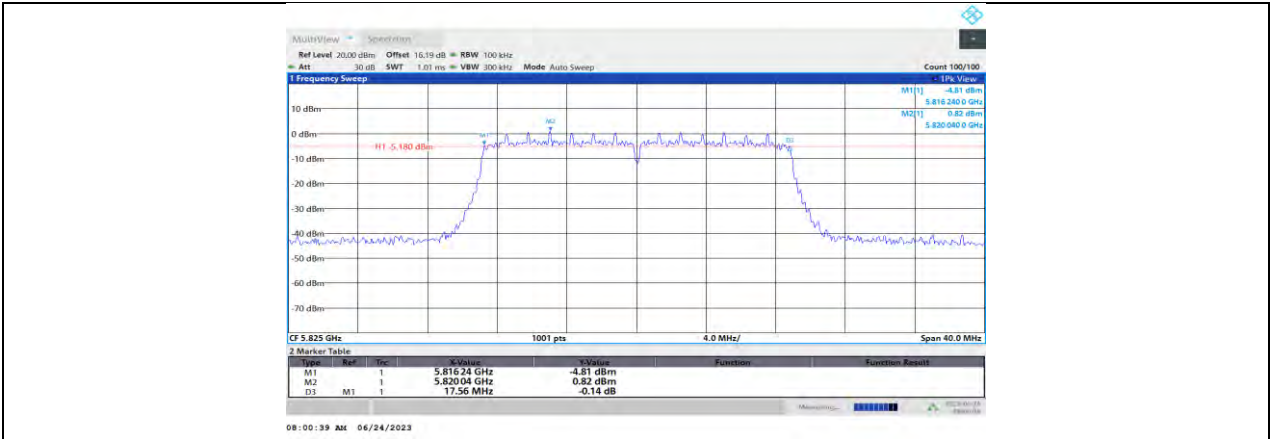
11N20MIMO_Ant1_5785



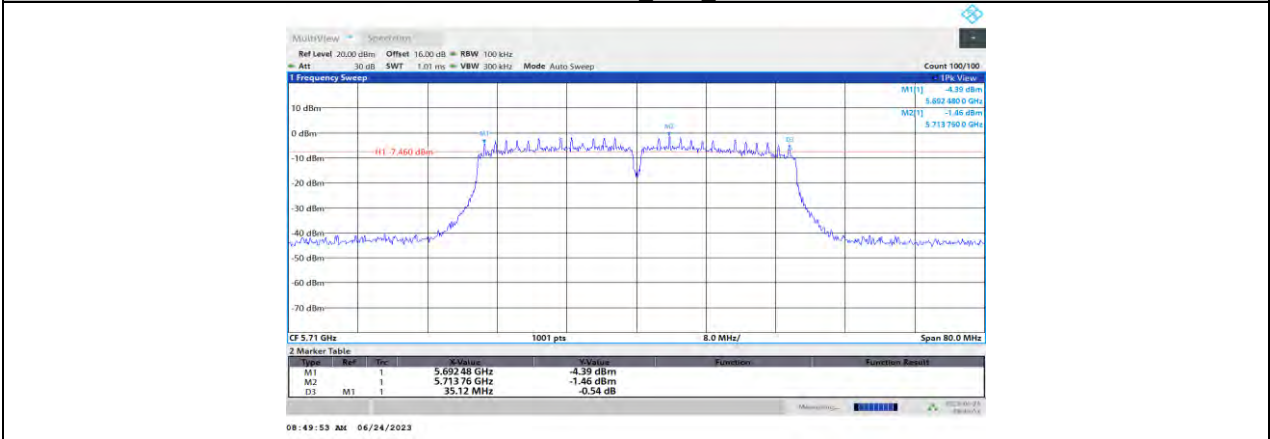
11N20MIMO_Ant2_5785



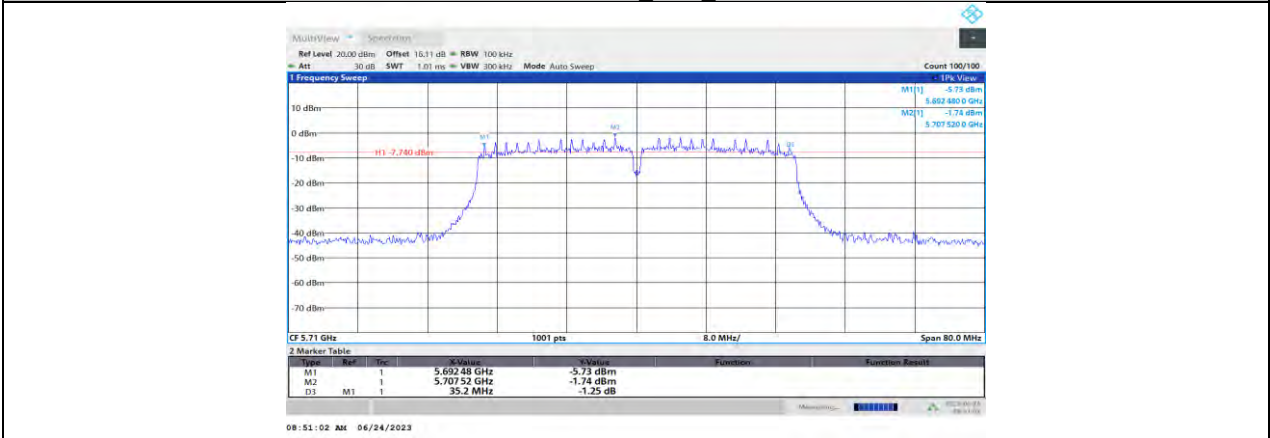
11N20MIMO_Ant1_5825



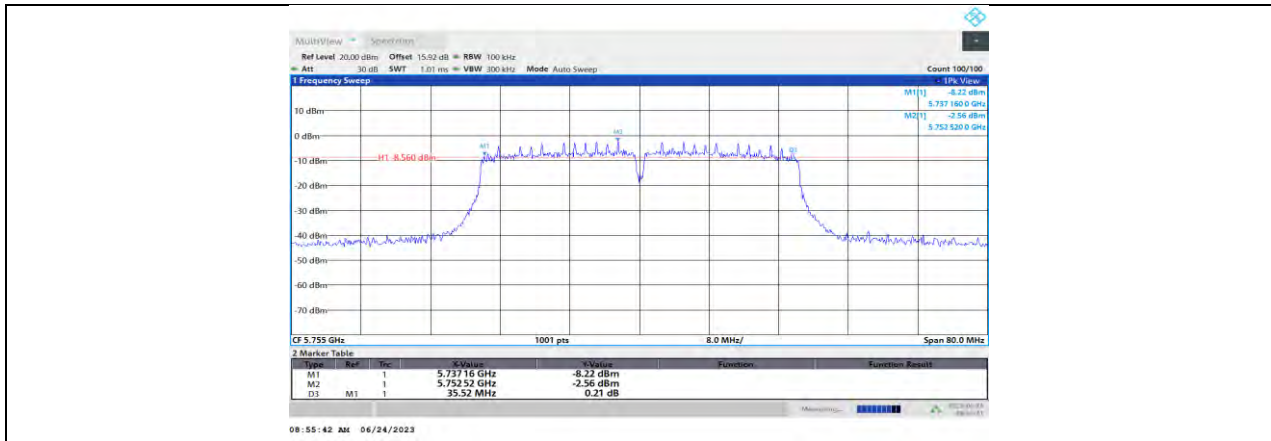
11N20MIMO Ant2 5825



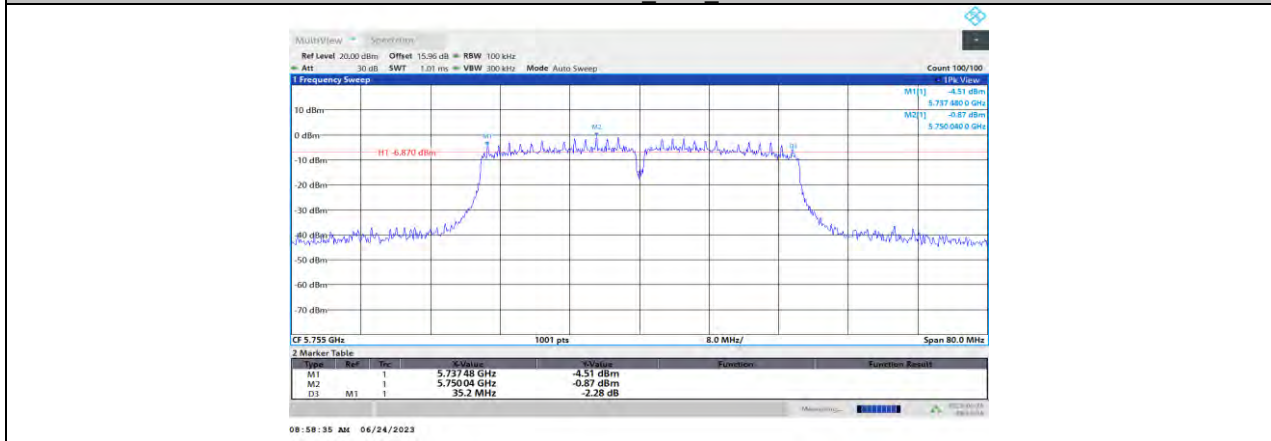
11N40MIMO Ant1 5710



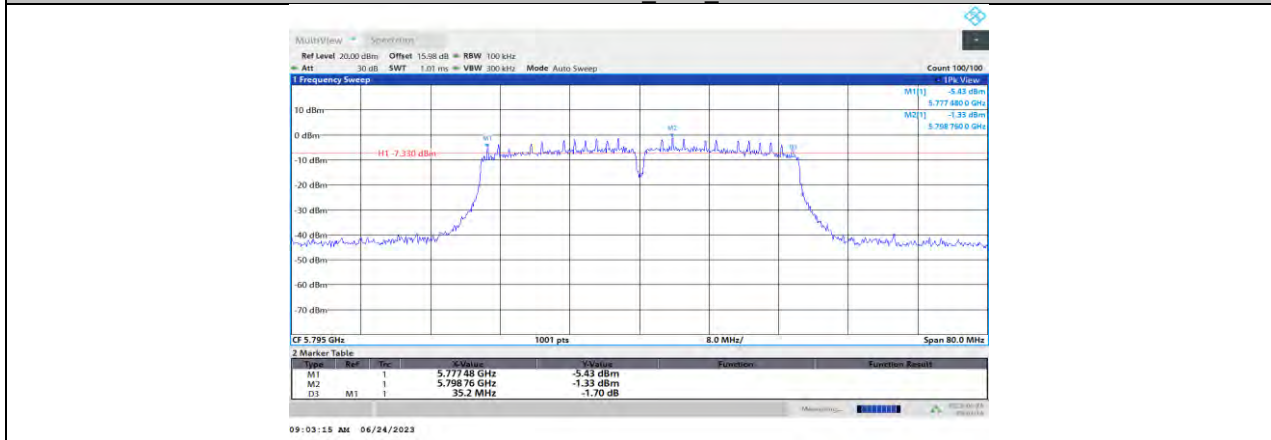
11N40MIMO Ant2 5710



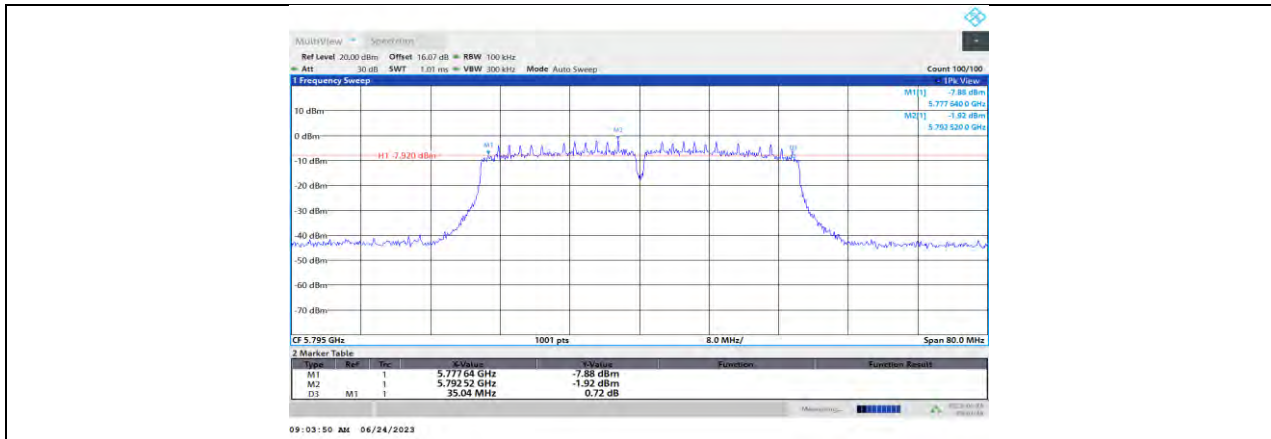
11N40MIMO_Ant1_5755



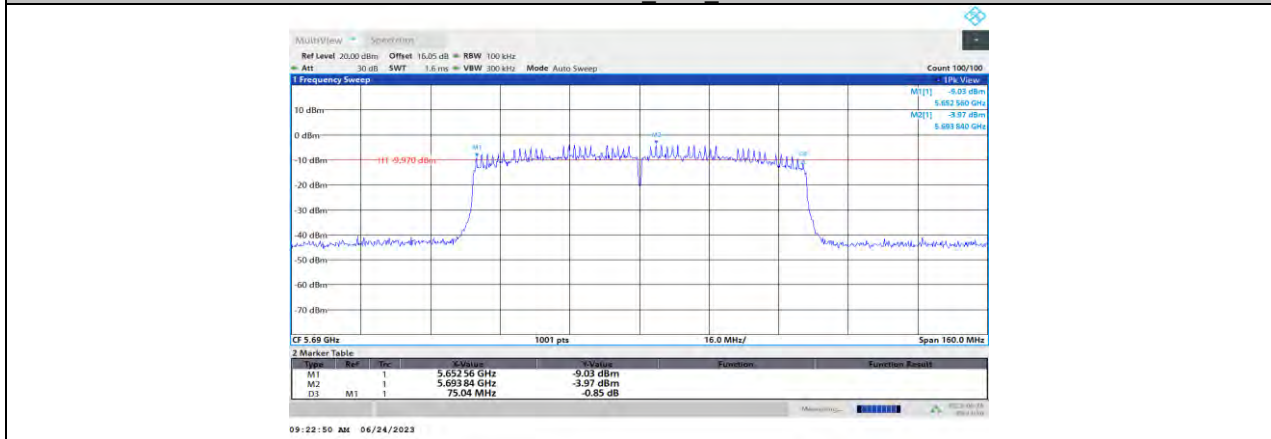
11N40MIMO_Ant2_5755



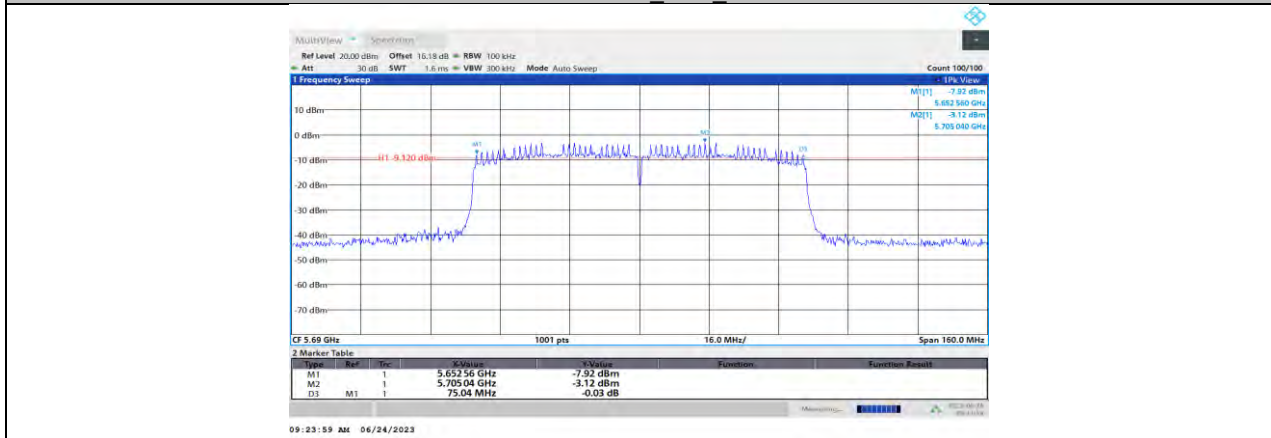
11N40MIMO_Ant1_5795



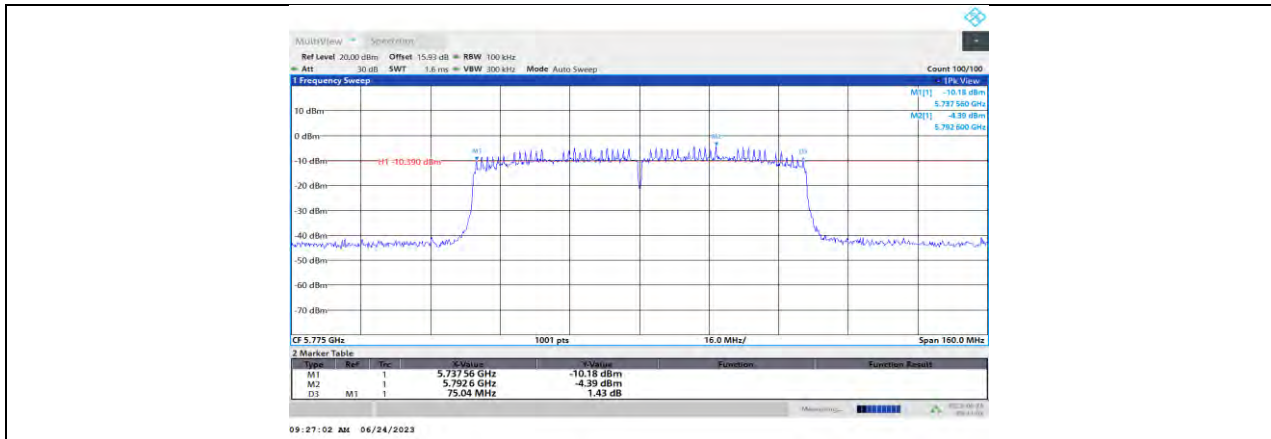
11N40MIMO Ant2_5795



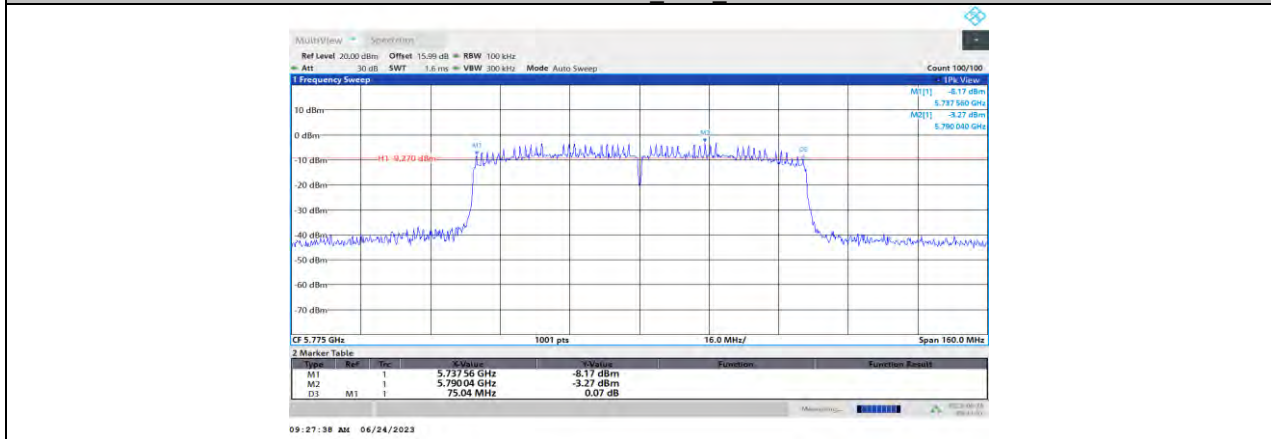
11AC80MIMO Ant1_5690



11AC80MIMO Ant2_5690



11AC80MIMO_Ant1_5775



11AC80MIMO_Ant2_5775

11.4. APPENDIX D: MAXIMUM CONDUCTED OUTPUT POWER

11.4.1. Test Result

Test Mode	Antenna	Channel	Power [dBm]	FCC Limit [dBm]	ISED Limit [dBm]	EIRP [dBm]	Limit [dBm]	Verdict	
11A	Ant1	5180	13.92	≤23.98	---	19.79	≤22.24	PASS	
	Ant2	5180	14.40	≤23.98	---	20.27	≤22.21	PASS	
	Ant1	5200	13.95	≤23.98	---	19.82	≤22.23	PASS	
	Ant2	5200	14.61	≤23.98	---	20.48	≤22.20	PASS	
	Ant1	5240	13.83	≤23.98	---	19.70	≤22.20	PASS	
	Ant2	5240	14.39	≤23.98	---	20.26	≤22.20	PASS	
	Ant1	5260	13.85	≤23.98	≤23.20	19.72	≤29.20	PASS	
	Ant2	5260	14.85	≤23.98	≤23.20	20.72	≤29.20	PASS	
	Ant1	5280	14.20	≤23.98	≤23.19	20.07	≤29.19	PASS	
	Ant2	5280	14.83	≤23.98	≤23.20	20.70	≤29.20	PASS	
	Ant1	5320	13.59	≤23.98	≤23.20	19.46	≤29.20	PASS	
	Ant2	5320	14.45	≤23.98	≤23.19	20.32	≤29.19	PASS	
	Ant1	5500	14.35	≤23.98	≤23.21	20.22	≤29.21	PASS	
	Ant2	5500	14.65	≤23.98	≤23.19	20.52	≤29.19	PASS	
	Ant1	5580	14.70	≤23.98	≤23.20	20.57	≤29.20	PASS	
	Ant2	5580	14.70	≤23.98	≤23.20	20.46	≤29.20	PASS	
	Ant1	5700	14.03	≤23.98	≤23.20	19.90	≤29.20	PASS	
	Ant2	5700	14.41	≤23.98	≤23.20	20.17	≤29.20	PASS	
	Ant1	5720_UNII-2C	10.79	≤22.52	≤22.23	16.66	≤28.23	PASS	
	Ant2	5720_UNII-2C	11.46	≤22.51	≤22.22	17.22	≤28.22	PASS	
	Ant1	5720_UNII-3	2.72	≤30.00	≤30.00	8.59	---	PASS	
	Ant2	5720_UNII-3	3.58	≤30.00	≤30.00	9.34	---	PASS	
	Ant1	5745	14.08	≤30.00	≤30.00	19.95	---	PASS	
	Ant2	5745	14.81	≤30.00	≤30.00	20.57	---	PASS	
	Ant1	5785	14.63	≤30.00	≤30.00	20.50	---	PASS	
	Ant2	5785	14.57	≤30.00	≤30.00	20.33	---	PASS	
	Ant1	5825	14.19	≤30.00	≤30.00	20.06	---	PASS	
	Ant2	5825	14.89	≤30.00	≤30.00	20.65	---	PASS	
	11N20MIMO	Ant1	5180	10.65	≤23.98	---	16.52	≤22.48	PASS
		Ant2	5180	10.70	≤23.98	---	16.57	≤22.48	PASS
total		5180	13.69	≤23.98	---	19.56	≤22.48	PASS	
Ant1		5200	9.72	≤23.98	---	15.59	≤22.48	PASS	
Ant2		5200	10.37	≤23.98	---	16.24	≤22.48	PASS	
total		5200	13.07	≤23.98	---	18.94	≤22.48	PASS	
Ant1		5240	10.23	≤23.98	---	16.10	≤22.48	PASS	
Ant2		5240	10.40	≤23.98	---	16.27	≤22.48	PASS	
total		5240	13.33	≤23.98	---	19.20	≤22.48	PASS	
Ant1		5260	13.22	≤23.98	≤23.48	19.09	≤29.48	PASS	
Ant2		5260	13.79	≤23.98	≤23.48	19.66	≤29.48	PASS	
total		5260	16.52	≤23.98	≤23.48	22.39	≤29.48	PASS	
Ant1		5280	13.40	≤23.98	≤23.48	19.27	≤29.48	PASS	
Ant2		5280	13.62	≤23.98	≤23.48	19.49	≤29.48	PASS	
total		5280	16.52	≤23.98	≤23.48	22.39	≤29.48	PASS	
Ant1		5320	13.49	≤23.98	≤23.48	19.36	≤29.48	PASS	
Ant2		5320	13.71	≤23.98	≤23.48	19.58	≤29.48	PASS	
total		5320	16.61	≤23.98	≤23.48	22.48	≤29.48	PASS	
Ant1		5500	14.27	≤23.98	≤23.48	20.14	≤29.48	PASS	
Ant2		5500	14.22	≤23.98	≤23.48	20.09	≤29.48	PASS	
total		5500	17.26	≤23.98	≤23.48	23.13	≤29.48	PASS	
Ant1		5580	14.57	≤23.98	≤23.48	20.44	≤29.48	PASS	
Ant2		5580	14.61	≤23.98	≤23.48	20.48	≤29.48	PASS	
total		5580	17.60	≤23.98	≤23.48	23.47	≤29.48	PASS	

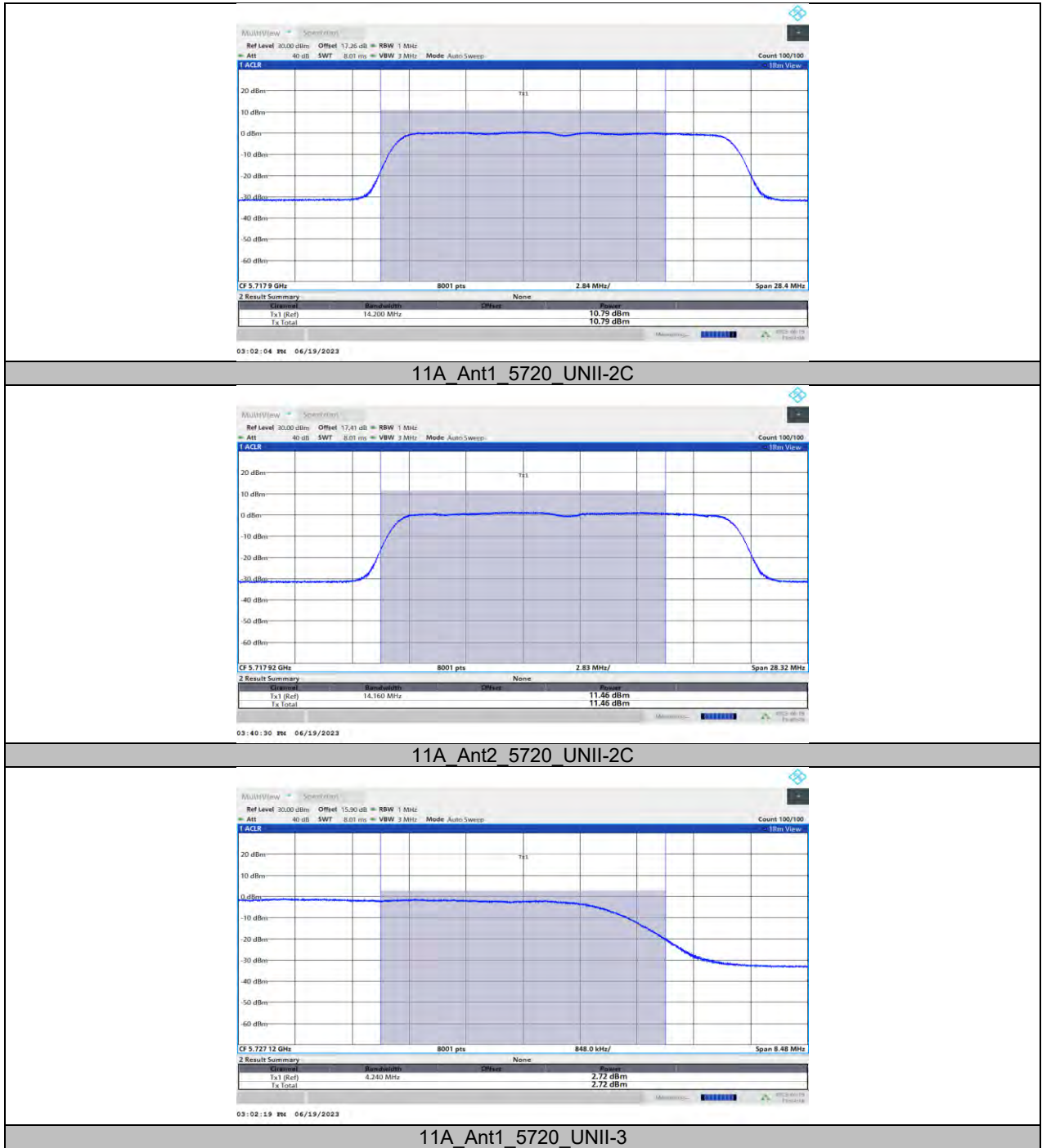
	Ant1	5700	14.32	≤23.98	≤23.48	20.19	≤29.48	PASS
	Ant2	5700	14.17	≤23.98	≤23.48	20.04	≤29.48	PASS
	total	5700	17.31	≤23.98	≤23.48	23.18	≤29.48	PASS
	Ant1	5720_UNII-2C	10.60	≤22.67	≤22.40	16.47	≤28.40	PASS
	Ant2	5720_UNII-2C	10.91	≤22.62	≤22.39	16.78	≤28.39	PASS
	total	5720_UNII-2C	13.77	≤23.98	≤22.39	19.64	≤28.39	PASS
	Ant1	5720_UNII-3	2.95	≤30.00	≤30.00	8.82	---	PASS
	Ant2	5720_UNII-3	3.79	≤30.00	≤30.00	9.66	---	PASS
	total	5720_UNII-3	6.40	≤30.00	≤30.00	12.27	---	PASS
	Ant1	5745	14.47	≤30.00	≤30.00	20.34	---	PASS
	Ant2	5745	14.17	≤30.00	≤30.00	20.04	---	PASS
	total	5745	17.33	≤30.00	≤30.00	23.20	---	PASS
	Ant1	5785	14.23	≤30.00	≤30.00	20.10	---	PASS
	Ant2	5785	14.23	≤30.00	≤30.00	20.10	---	PASS
	total	5785	17.24	≤30.00	≤30.00	23.11	---	PASS
Ant1	5825	13.96	≤30.00	≤30.00	19.83	---	PASS	
Ant2	5825	14.11	≤30.00	≤30.00	19.98	---	PASS	
total	5825	17.05	≤30.00	≤30.00	22.92	---	PASS	
11N40MIMO	Ant1	5190	12.77	≤23.98	---	18.64	≤23.00	PASS
	Ant2	5190	13.10	≤23.98	---	18.97	≤23.00	PASS
	total	5190	15.95	≤23.98	---	21.82	≤23.00	PASS
	Ant1	5230	12.88	≤23.98	---	18.75	≤23.00	PASS
	Ant2	5230	13.42	≤23.98	---	19.29	≤23.00	PASS
	total	5230	16.17	≤23.98	---	22.04	≤23.00	PASS
	Ant1	5270	13.96	≤23.98	≤23.98	19.83	≤30.00	PASS
	Ant2	5270	14.33	≤23.98	≤23.98	20.20	≤30.00	PASS
	total	5270	17.16	≤23.98	≤23.98	23.03	≤30.00	PASS
	Ant1	5310	13.99	≤23.98	≤23.98	19.86	≤30.00	PASS
	Ant2	5310	14.77	≤23.98	≤23.98	20.64	≤30.00	PASS
	total	5310	17.41	≤23.98	≤23.98	23.28	≤30.00	PASS
	Ant1	5510	12.97	≤23.98	≤23.98	18.84	≤30.00	PASS
	Ant2	5510	13.79	≤23.98	≤23.98	19.66	≤30.00	PASS
	total	5510	16.41	≤23.98	≤23.98	22.28	≤30.00	PASS
	Ant1	5550	14.38	≤23.98	≤23.98	20.25	≤30.00	PASS
	Ant2	5550	14.84	≤23.98	≤23.98	20.71	≤30.00	PASS
	total	5550	17.63	≤23.98	≤23.98	23.50	≤30.00	PASS
	Ant1	5670	14.26	≤23.98	≤23.98	20.13	≤30.00	PASS
	Ant2	5670	14.57	≤23.98	≤23.98	20.44	≤30.00	PASS
	total	5670	17.43	≤23.98	≤23.98	23.30	≤30.00	PASS
	Ant1	5710_UNII-2C	11.88	≤23.98	≤23.98	17.75	≤30.00	PASS
	Ant2	5710_UNII-2C	11.93	≤23.98	≤23.98	17.80	≤30.00	PASS
	total	5710_UNII-2C	14.92	≤23.98	≤23.98	20.79	≤30.00	PASS
	Ant1	5710_UNII-3	-2.90	≤30.00	≤30.00	2.97	---	PASS
	Ant2	5710_UNII-3	-1.95	≤30.00	≤30.00	3.92	---	PASS
	total	5710_UNII-3	0.61	≤30.00	≤30.00	6.48	---	PASS
	Ant1	5755	14.04	≤30.00	≤30.00	19.91	---	PASS
	Ant2	5755	14.45	≤30.00	≤30.00	20.32	---	PASS
	total	5755	17.26	≤30.00	≤30.00	23.13	---	PASS
Ant1	5795	13.99	≤30.00	≤30.00	19.86	---	PASS	
Ant2	5795	13.81	≤30.00	≤30.00	19.68	---	PASS	
total	5795	16.91	≤30.00	≤30.00	22.78	---	PASS	
11AC80MIMO	Ant1	5210	13.08	≤23.98	---	18.95	≤23.00	PASS
	Ant2	5210	12.72	≤23.98	---	18.59	≤23.00	PASS
	total	5210	15.91	≤23.98	---	21.78	≤23.00	PASS
	Ant1	5290	13.96	≤23.98	≤23.98	19.83	≤30.00	PASS

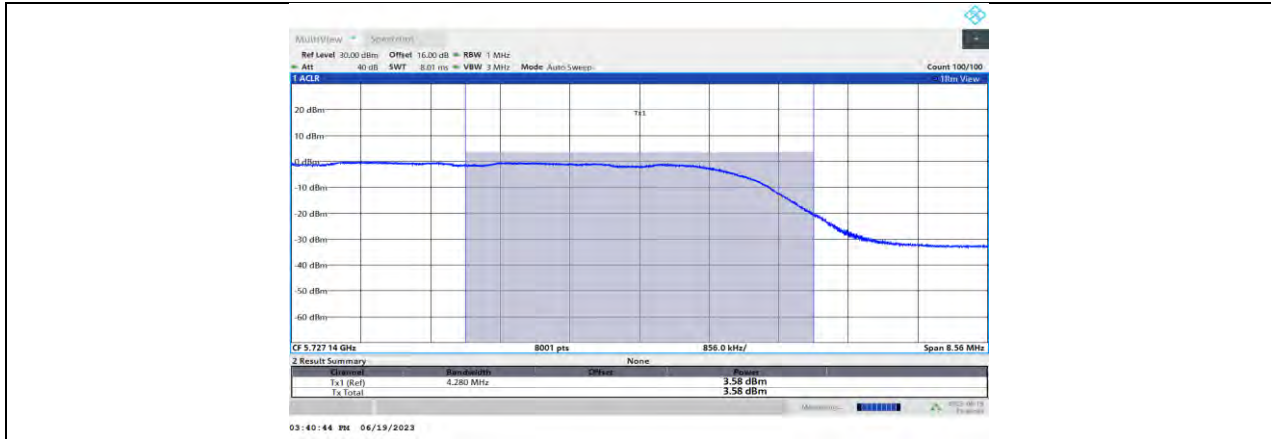
Ant2	5290	14.42	≤23.98	≤23.98	20.29	≤30.00	PASS
total	5290	17.21	≤23.98	≤23.98	23.08	≤30.00	PASS
Ant1	5530	13.38	≤23.98	≤23.98	19.25	≤30.00	PASS
Ant2	5530	13.59	≤23.98	≤23.98	19.46	≤30.00	PASS
total	5530	16.50	≤23.98	≤23.98	22.37	≤30.00	PASS
Ant1	5610	14.61	≤23.98	≤23.98	20.48	≤30.00	PASS
Ant2	5610	14.48	≤23.98	≤23.98	20.35	≤30.00	PASS
total	5610	17.56	≤23.98	≤23.98	23.43	≤30.00	PASS
Ant1	5690_UNII-2C	12.55	≤23.98	≤23.98	18.42	≤30.00	PASS
Ant2	5690_UNII-2C	13.49	≤23.98	≤23.98	19.36	≤30.00	PASS
total	5690_UNII-2C	16.06	≤23.98	≤23.98	21.93	≤30.00	PASS
Ant1	5690_UNII-3	-9.26	≤30.00	≤30.00	-3.39	---	PASS
Ant2	5690_UNII-3	-7.49	≤30.00	≤30.00	-1.62	---	PASS
total	5690_UNII-3	-5.28	≤30.00	≤30.00	0.59	---	PASS
Ant1	5775	14.09	≤30.00	≤30.00	19.96	---	PASS
Ant2	5775	14.39	≤30.00	≤30.00	20.26	---	PASS
total	5775	17.25	≤30.00	≤30.00	23.12	---	PASS

Note: 1. Conducted Power=Meas. Level+ Correction Factor

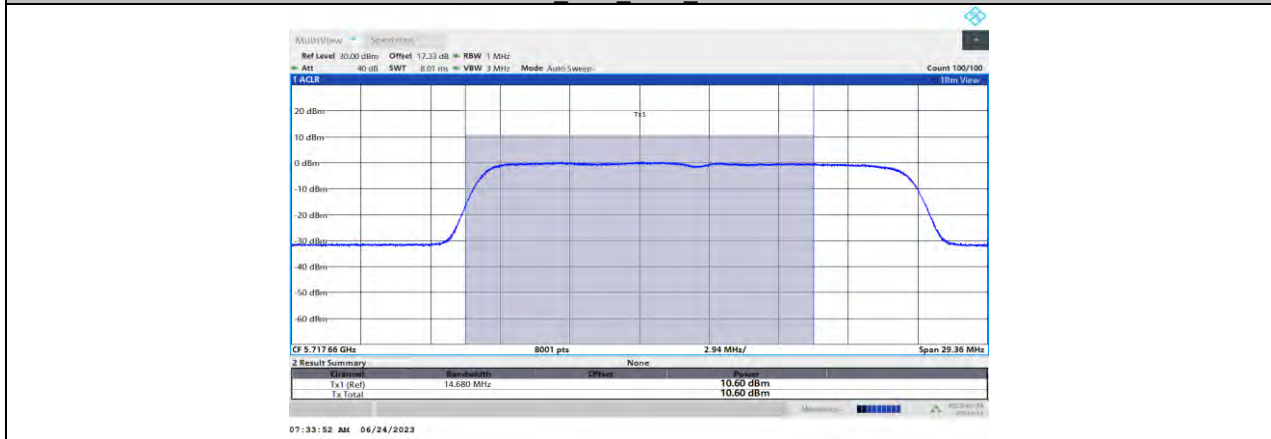
2. The Duty Cycle Factor (refer to section 7.1) had already compensated to the test data.

11.4.2. Test Graphs

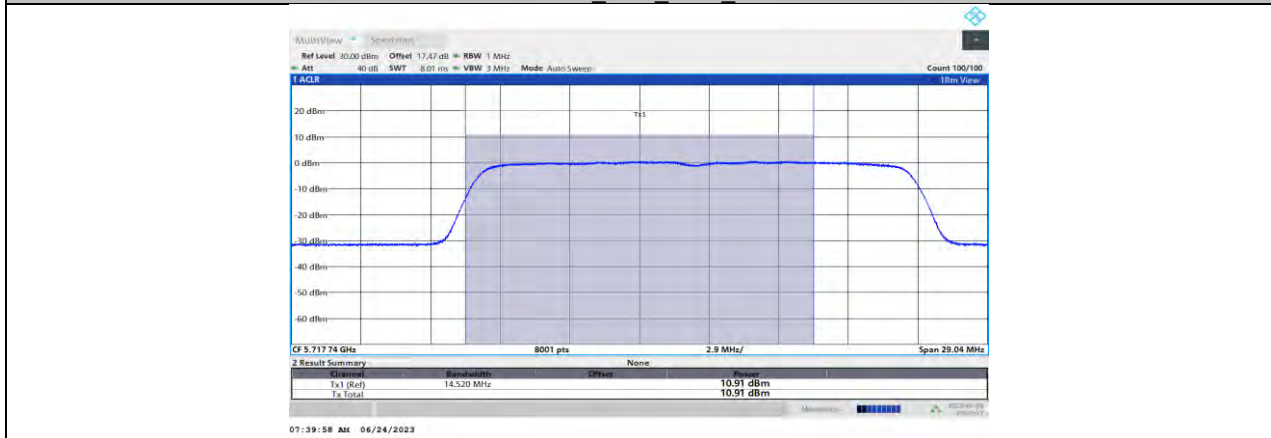




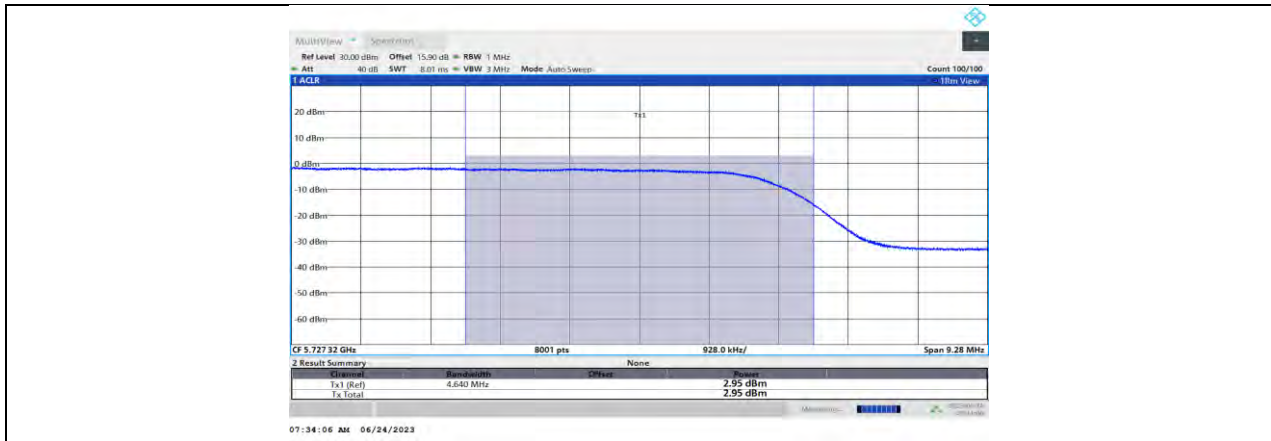
11A Ant2 5720 UNII-3



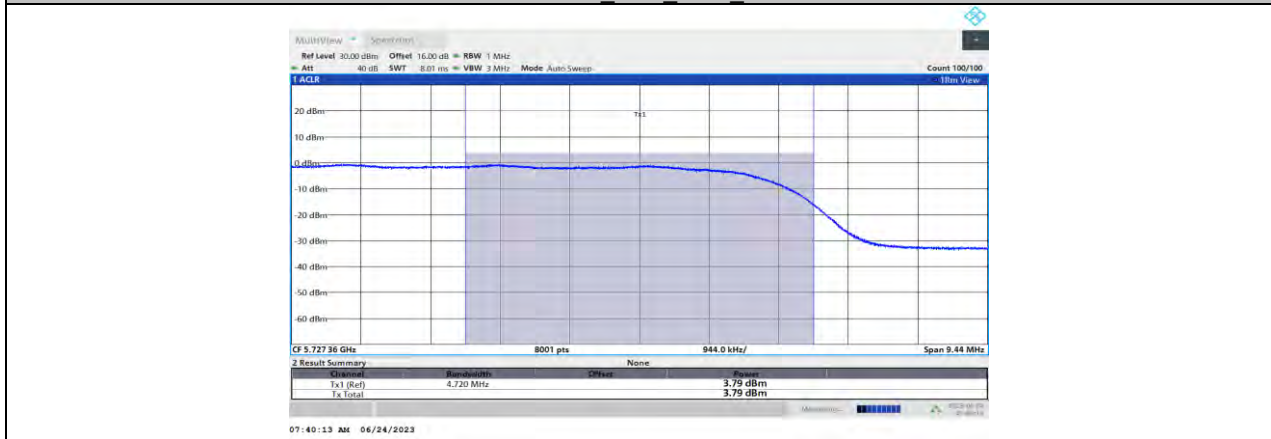
11N20MIMO Ant1 5720 UNII-2C



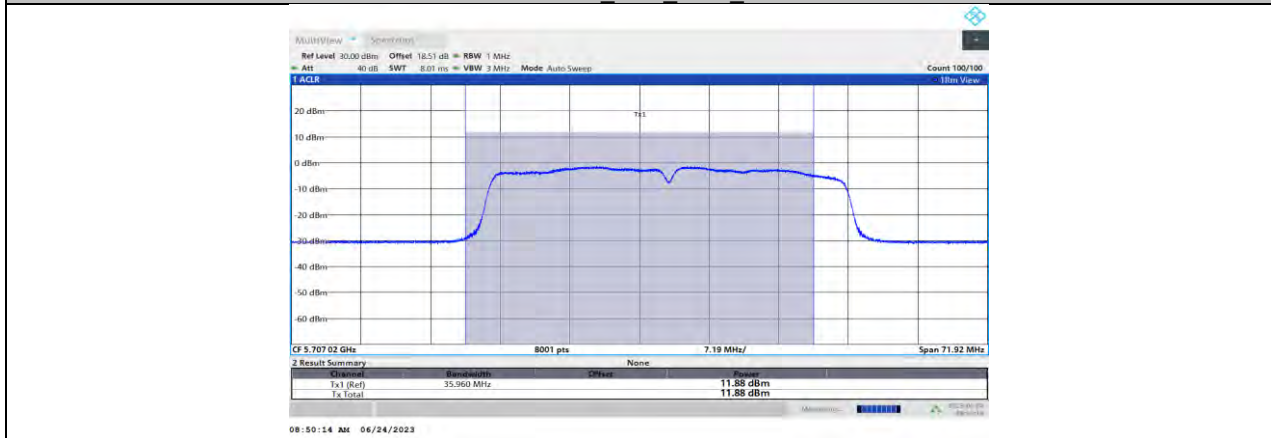
11N20MIMO Ant2 5720 UNII-2C



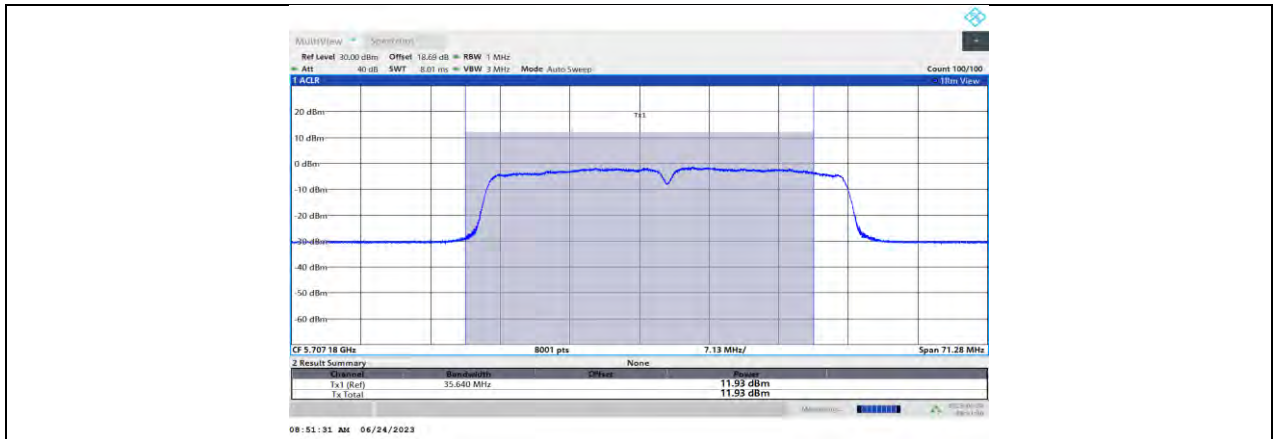
11N20MIMO_Ant1_5720_UNII-3



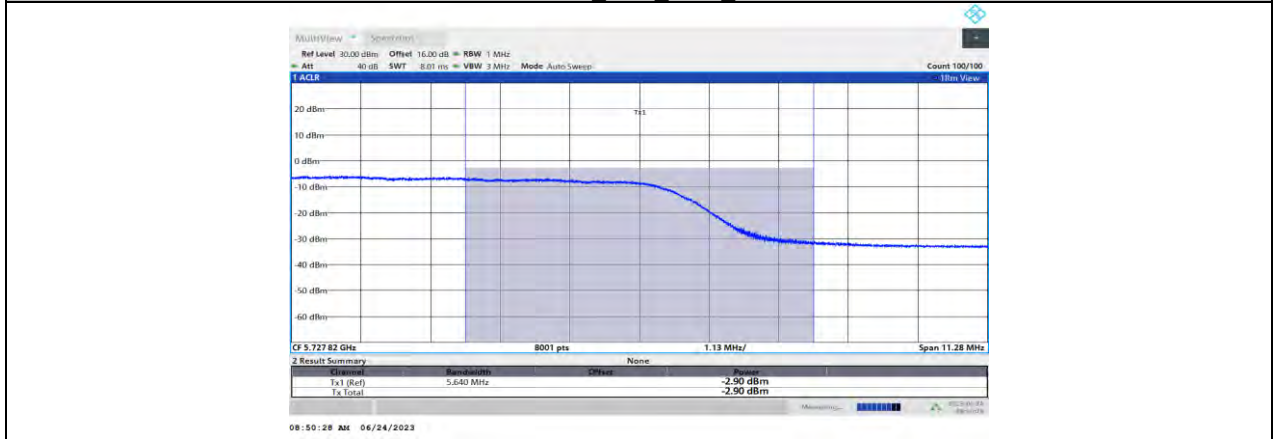
11N20MIMO_Ant2_5720_UNII-3



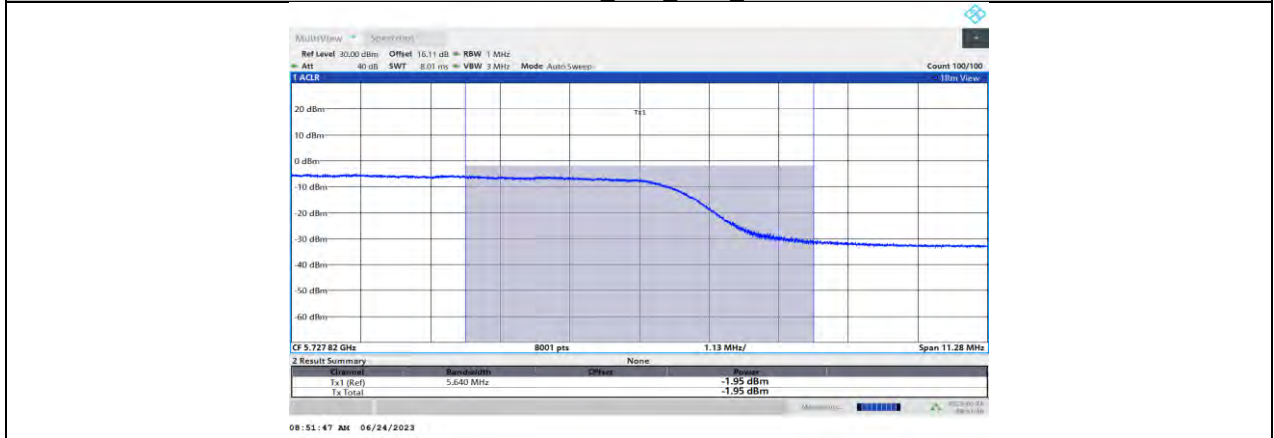
11N40MIMO_Ant1_5710_UNII-2C



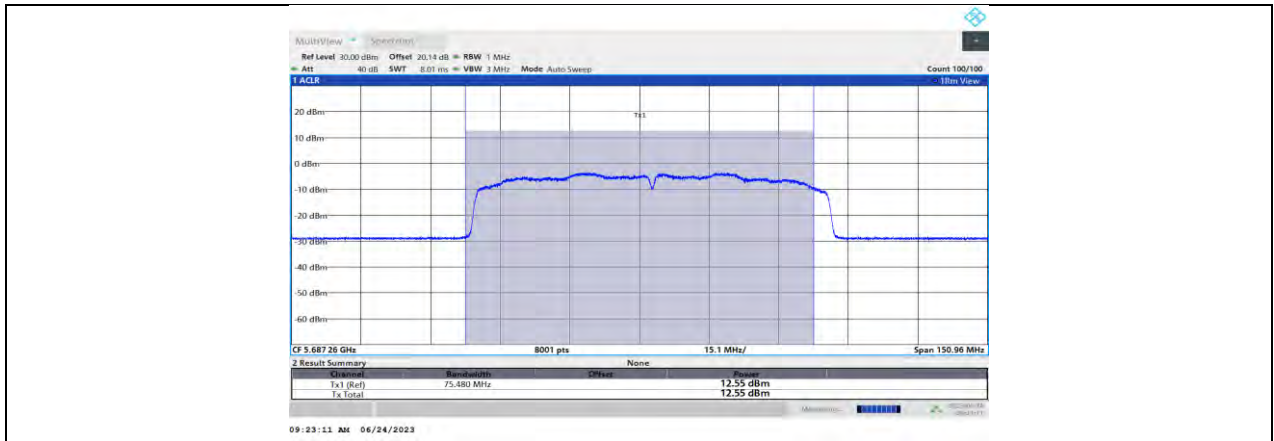
11N40MIMO_Ant2_5710_UNII-2C



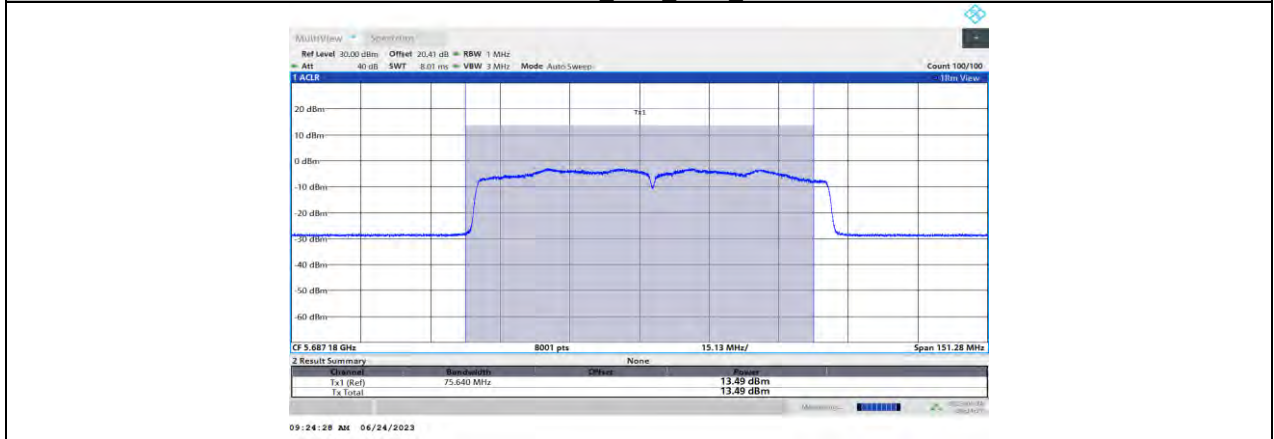
11N40MIMO_Ant1_5710_UNII-3



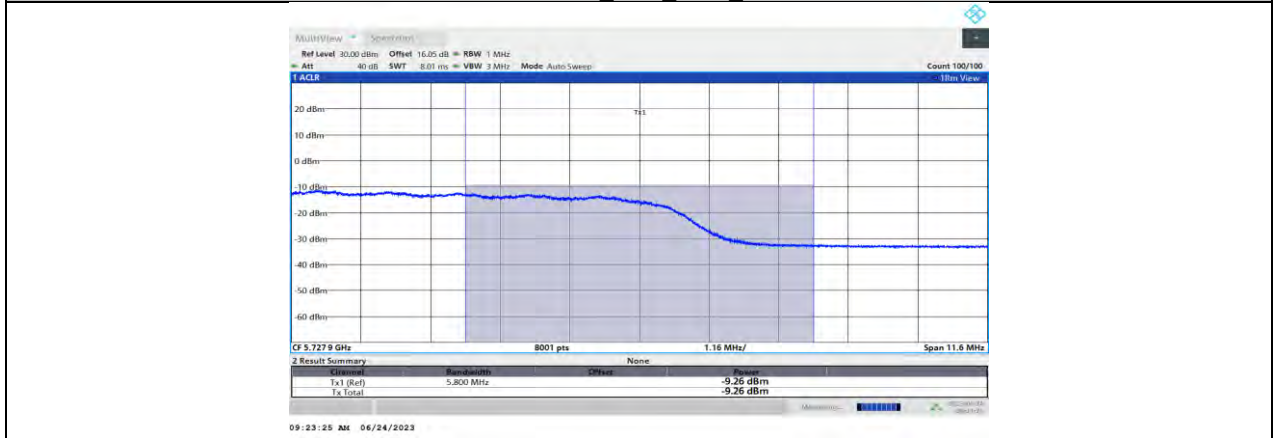
11N40MIMO_Ant2_5710_UNII-3



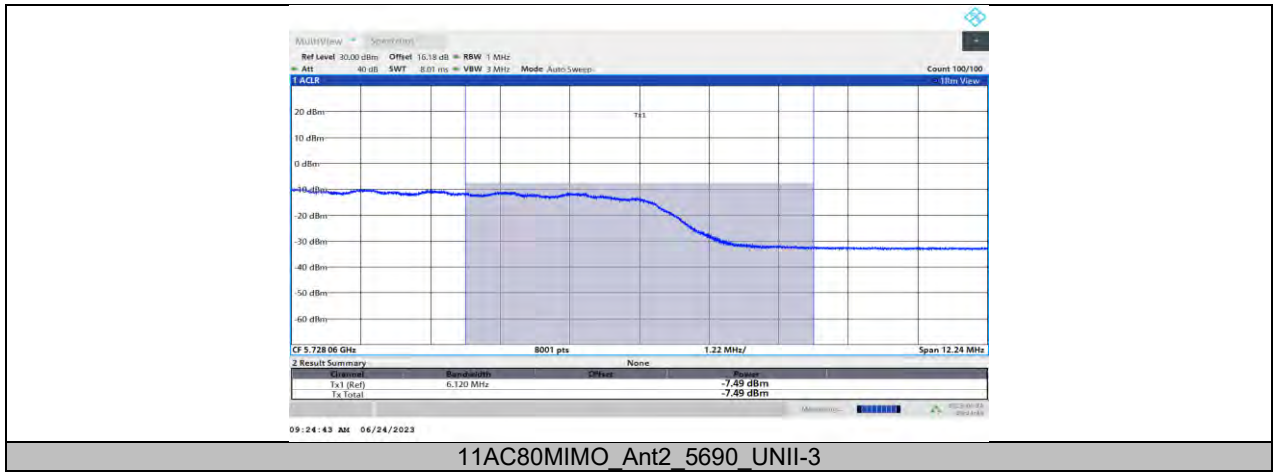
11AC80MIMO_Ant1_5690_UNII-2C



11AC80MIMO_Ant2_5690_UNII-2C



11AC80MIMO_Ant1_5690_UNII-3



11.5. APPENDIX E: MAXIMUM POWER SPECTRAL DENSITY

11.5.1. Test Result

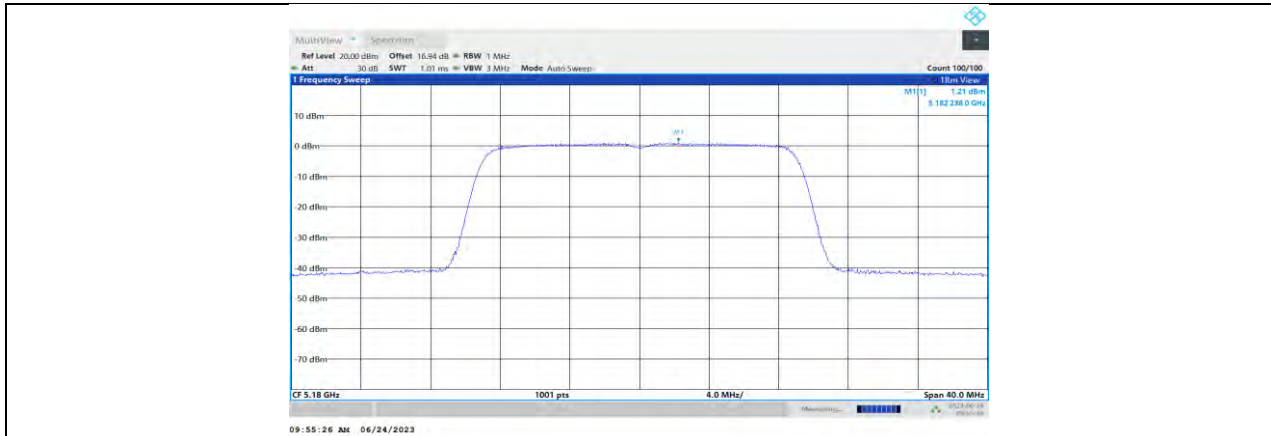
Test Mode	Antenna	Channel	Power [dBm/MHz]	Limit [dBm/MHz]	EIRP [dBm/MHz]	Limit [dBm/MHz]	Verdict
11A	Ant1	5180	1.21	≤11.00	7.08	≤10.00	PASS
	Ant2	5180	1.14	≤11.00	7.01	≤10.00	PASS
	Ant1	5200	1.15	≤11.00	7.02	≤10.00	PASS
	Ant2	5200	1.53	≤11.00	7.40	≤10.00	PASS
	Ant1	5240	1.01	≤11.00	6.88	≤10.00	PASS
	Ant2	5240	1.52	≤11.00	7.39	≤10.00	PASS
	Ant1	5260	0.64	≤11.00	6.51	---	PASS
	Ant2	5260	1.56	≤11.00	7.43	---	PASS
	Ant1	5280	0.86	≤11.00	6.73	---	PASS
	Ant2	5280	1.32	≤11.00	7.19	---	PASS
	Ant1	5320	0.93	≤11.00	6.80	---	PASS
	Ant2	5320	1.21	≤11.00	7.08	---	PASS
	Ant1	5500	1.23	≤11.00	7.10	---	PASS
	Ant2	5500	1.32	≤11.00	7.19	---	PASS
	Ant1	5580	2.02	≤11.00	7.89	---	PASS
	Ant2	5580	1.46	≤11.00	7.22	---	PASS
	Ant1	5700	1.56	≤11.00	7.43	---	PASS
	Ant2	5700	1.51	≤11.00	7.27	---	PASS
	Ant1	5720_UNII-2C	0.84	≤11.00	6.71	---	PASS
	Ant2	5720_UNII-2C	1.51	≤11.00	7.27	---	PASS
	Ant1	5720_UNII-3	-3.14	≤30.00	2.73	---	PASS
	Ant2	5720_UNII-3	-1.94	≤30.00	3.82	---	PASS
	Ant1	5745	-2.07	≤30.00	3.80	---	PASS
	Ant2	5745	-1.71	≤30.00	4.05	---	PASS
	Ant1	5785	-2.03	≤30.00	3.84	---	PASS
	Ant2	5785	-1.01	≤30.00	4.75	---	PASS
	Ant1	5825	-1.35	≤30.00	4.52	---	PASS
	Ant2	5825	-0.93	≤30.00	4.83	---	PASS
11N20MIMO	Ant1	5180	-2.6	≤8.12	3.27	≤10.00	PASS
	Ant2	5180	-2.66	≤8.12	3.21	≤10.00	PASS
	total	5180	0.38	≤8.12	9.26	≤10.00	PASS
	Ant1	5200	-3.06	≤8.12	2.81	≤10.00	PASS
	Ant2	5200	-2.26	≤8.12	3.61	≤10.00	PASS
	total	5200	0.37	≤8.12	9.25	≤10.00	PASS
	Ant1	5240	-3.07	≤8.12	2.80	≤10.00	PASS
	Ant2	5240	-2.14	≤8.12	3.73	≤10.00	PASS
	total	5240	0.43	≤8.12	9.31	≤10.00	PASS
	Ant1	5260	-0.38	≤8.12	5.49	---	PASS
	Ant2	5260	0.57	≤8.12	6.44	---	PASS
	total	5260	3.13	≤8.12	12.01	---	PASS
	Ant1	5280	0.36	≤8.12	6.23	---	PASS
	Ant2	5280	0.48	≤8.12	6.35	---	PASS
	total	5280	3.43	≤8.12	12.31	---	PASS
	Ant1	5320	0.47	≤8.12	6.34	---	PASS
	Ant2	5320	0.94	≤8.12	6.81	---	PASS
	total	5320	3.72	≤8.12	12.60	---	PASS
	Ant1	5500	1.34	≤8.12	7.21	---	PASS
	Ant2	5500	1.17	≤8.12	7.04	---	PASS
	total	5500	4.27	≤8.12	13.15	---	PASS
	Ant1	5580	1.13	≤8.12	7.00	---	PASS
	Ant2	5580	1.11	≤8.12	6.98	---	PASS
	total	5580	4.13	≤8.12	13.01	---	PASS
	Ant1	5700	1.20	≤8.12	7.07	---	PASS

	Ant2	5700	0.68	≤8.12	6.55	---	PASS
	total	5700	3.96	≤8.12	12.84	---	PASS
	Ant1	5720_UNII-2C	0.22	≤8.12	6.09	---	PASS
	Ant2	5720_UNII-2C	0.41	≤8.12	6.28	---	PASS
	total	5720_UNII-2C	3.33	≤8.12	12.21	---	PASS
	Ant1	5720_UNII-3	-3.83	≤27.12	2.04	---	PASS
	Ant2	5720_UNII-3	-2.67	≤27.12	3.20	---	PASS
	total	5720_UNII-3	-0.20	≤27.12	8.68	---	PASS
	Ant1	5745	-1.88	≤27.12	3.99	---	PASS
	Ant2	5745	-2.05	≤27.12	3.82	---	PASS
	total	5745	1.05	≤27.12	9.93	---	PASS
	Ant1	5785	-2.14	≤27.12	3.73	---	PASS
	Ant2	5785	-1.98	≤27.12	3.89	---	PASS
	total	5785	0.95	≤27.12	9.83	---	PASS
	11N40MIMO	Ant1	5190	-2.64	≤8.12	3.23	≤10.00
Ant2		5190	-2.76	≤8.12	3.11	≤10.00	PASS
total		5190	0.31	≤8.12	9.19	≤10.00	PASS
Ant1		5230	-2.41	≤8.12	3.46	≤10.00	PASS
Ant2		5230	-3	≤8.12	2.87	≤10.00	PASS
total		5230	0.32	≤8.12	9.20	≤10.00	PASS
Ant1		5270	-1.44	≤8.12	4.43	---	PASS
Ant2		5270	-1.57	≤8.12	4.30	---	PASS
total		5270	1.51	≤8.12	10.39	---	PASS
Ant1		5310	-1.6	≤8.12	4.27	---	PASS
Ant2		5310	-1.38	≤8.12	4.49	---	PASS
total		5310	1.52	≤8.12	10.40	---	PASS
Ant1		5510	-1.36	≤8.12	4.51	---	PASS
Ant2		5510	-1.26	≤8.12	4.61	---	PASS
total		5510	1.70	≤8.12	10.58	---	PASS
Ant1		5550	-1.94	≤8.12	3.93	---	PASS
Ant2		5550	-0.5	≤8.12	5.37	---	PASS
total		5550	1.85	≤8.12	10.73	---	PASS
Ant1		5670	-1.58	≤8.12	4.29	---	PASS
Ant2		5670	-1.69	≤8.12	4.18	---	PASS
total		5670	1.38	≤8.12	10.26	---	PASS
Ant1		5710_UNII-2C	-2.29	≤8.12	3.58	---	PASS
Ant2		5710_UNII-2C	-2.11	≤8.12	3.76	---	PASS
total		5710_UNII-2C	0.81	≤8.12	9.69	---	PASS
Ant1		5710_UNII-3	-7.72	≤27.12	-1.85	---	PASS
Ant2		5710_UNII-3	-6.16	≤27.12	-0.29	---	PASS
total		5710_UNII-3	-3.86	≤27.12	5.02	---	PASS
Ant1		5755	-5.07	≤27.12	0.80	---	PASS
Ant2		5755	-4.55	≤27.12	1.32	---	PASS
total		5755	-1.79	≤27.12	7.09	---	PASS
Ant1	5795	-3.89	≤27.12	1.98	---	PASS	
Ant2	5795	-4.93	≤27.12	0.94	---	PASS	
total	5795	-1.37	≤27.12	7.51	---	PASS	
11AC80MIMO	Ant1	5210	-5.1	≤8.12	0.77	≤10.00	PASS
	Ant2	5210	-4.86	≤8.12	1.01	≤10.00	PASS
	total	5210	-1.97	≤8.12	6.91	≤10.00	PASS
	Ant1	5290	-4.37	≤8.12	1.50	---	PASS
	Ant2	5290	-3.87	≤8.12	2.00	---	PASS

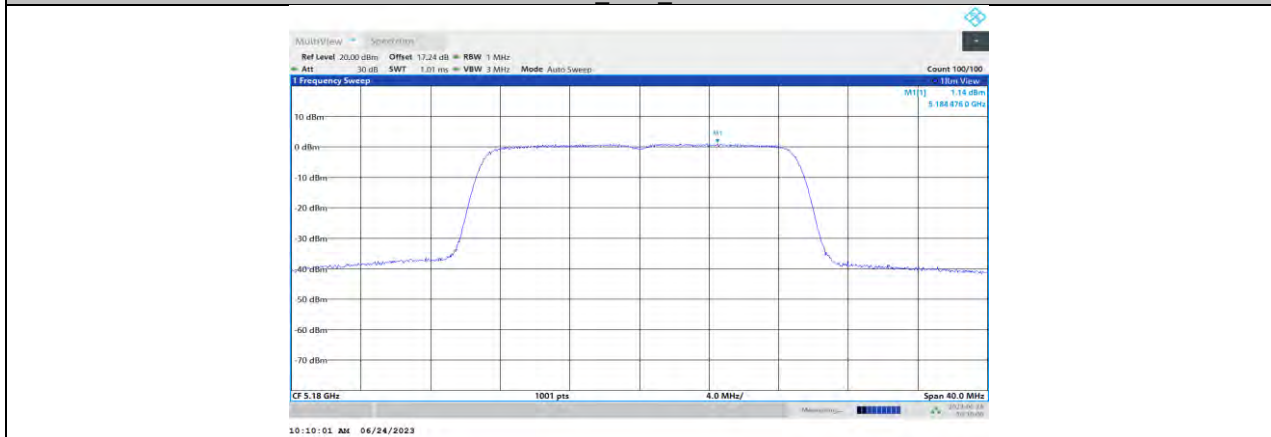
	total	5290	-1.10	≤8.12	7.78	---	PASS
	Ant1	5530	-3.31	≤8.12	2.56	---	PASS
	Ant2	5530	-3.47	≤8.12	2.40	---	PASS
	total	5530	-0.38	≤8.12	8.50	---	PASS
	Ant1	5610	-3.58	≤8.12	2.29	---	PASS
	Ant2	5610	-3.62	≤8.12	2.25	---	PASS
	total	5610	-0.59	≤8.12	8.29	---	PASS
	Ant1	5690_UNII-2C	-3.47	≤8.12	2.40	---	PASS
	Ant2	5690_UNII-2C	-2.99	≤8.12	2.88	---	PASS
	total	5690_UNII-2C	-0.21	≤8.12	8.67	---	PASS
	Ant1	5690_UNII-3	-12.05	≤27.12	-6.18	---	PASS
	Ant2	5690_UNII-3	-10.12	≤27.12	-4.25	---	PASS
	total	5690_UNII-3	-7.97	≤27.12	0.91	---	PASS
	Ant1	5775	-6.76	≤27.12	-0.89	---	PASS
	Ant2	5775	-7.09	≤27.12	-1.22	---	PASS
	total	5775	-3.91	≤27.12	4.97	---	PASS

Note: 1. The Duty Cycle Factor (refer to section 7.5) had already compensated to the test data.

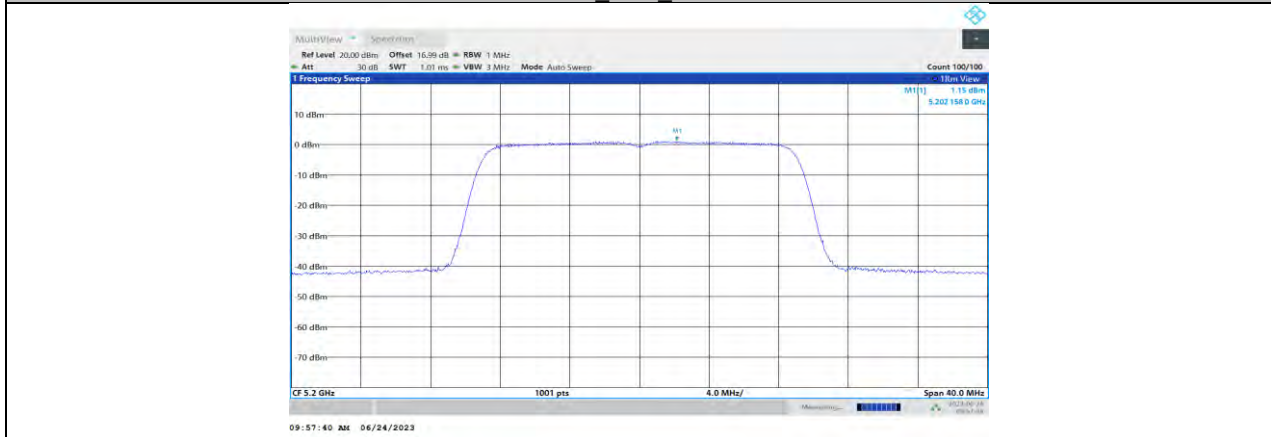
11.5.2. Test Graphs



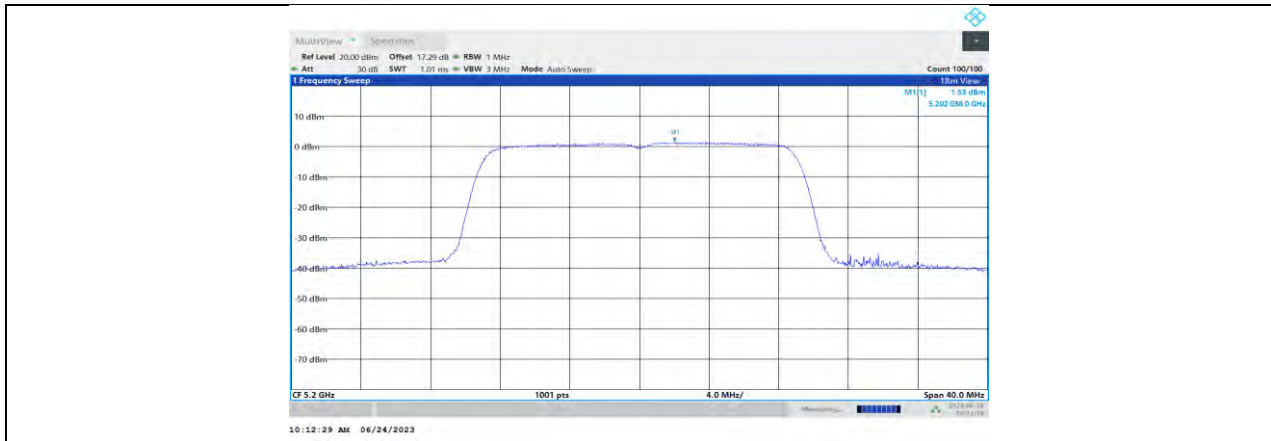
11A_Ant1_5180



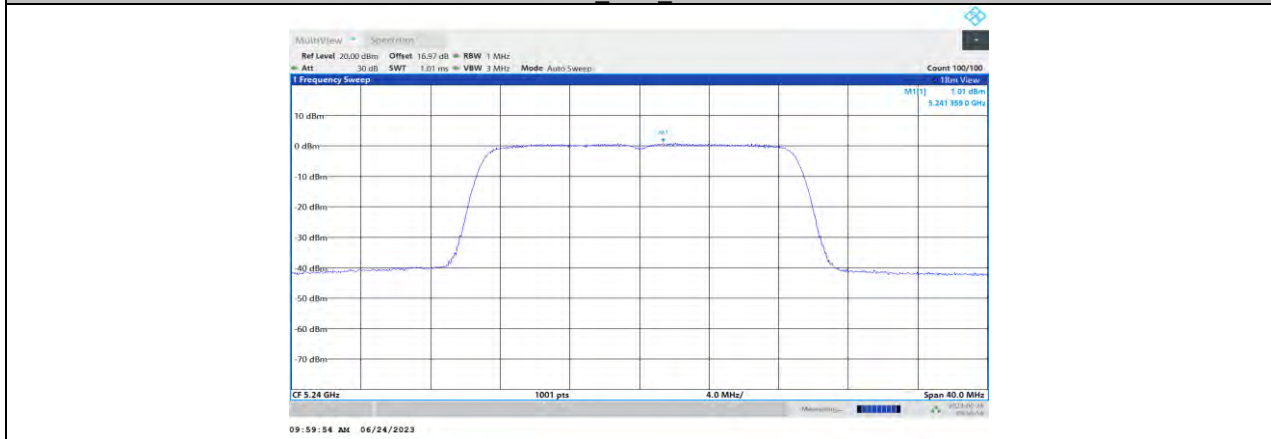
11A_Ant2_5180



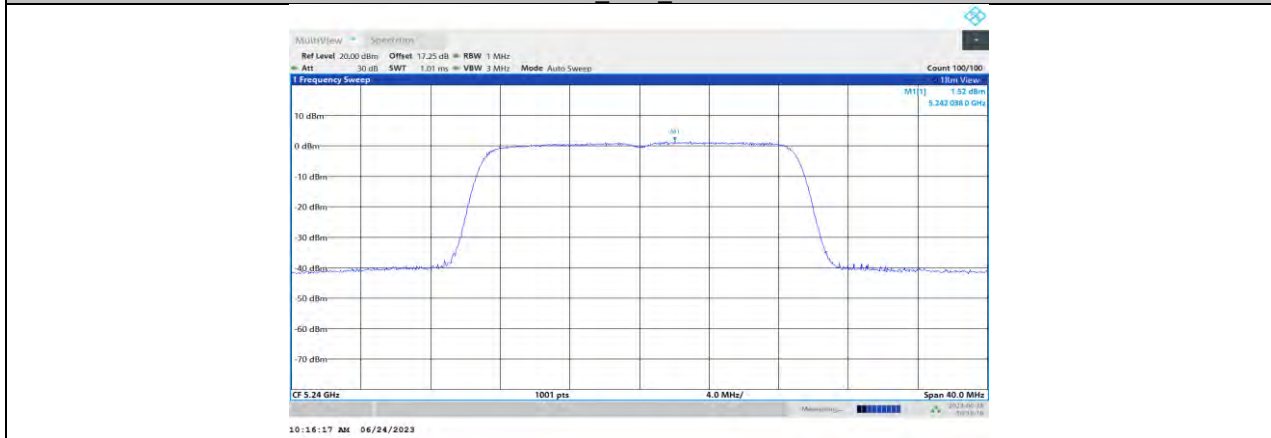
11A_Ant1_5200



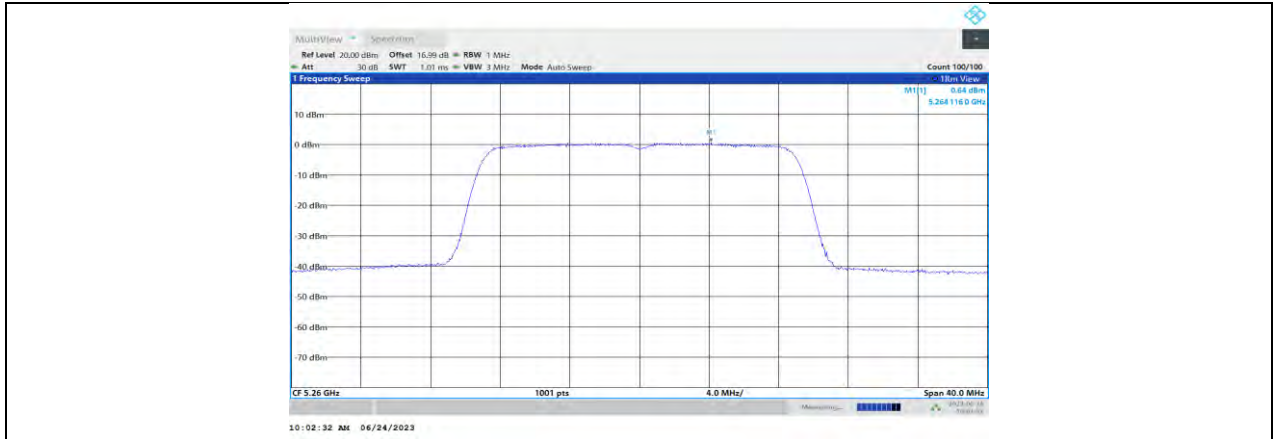
11A_Ant2_5200



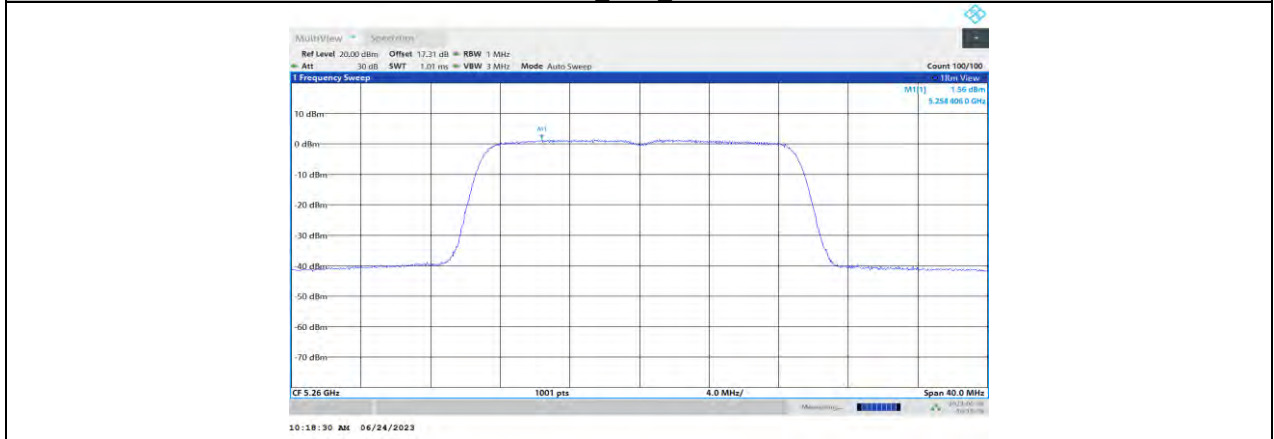
11A_Ant1_5240



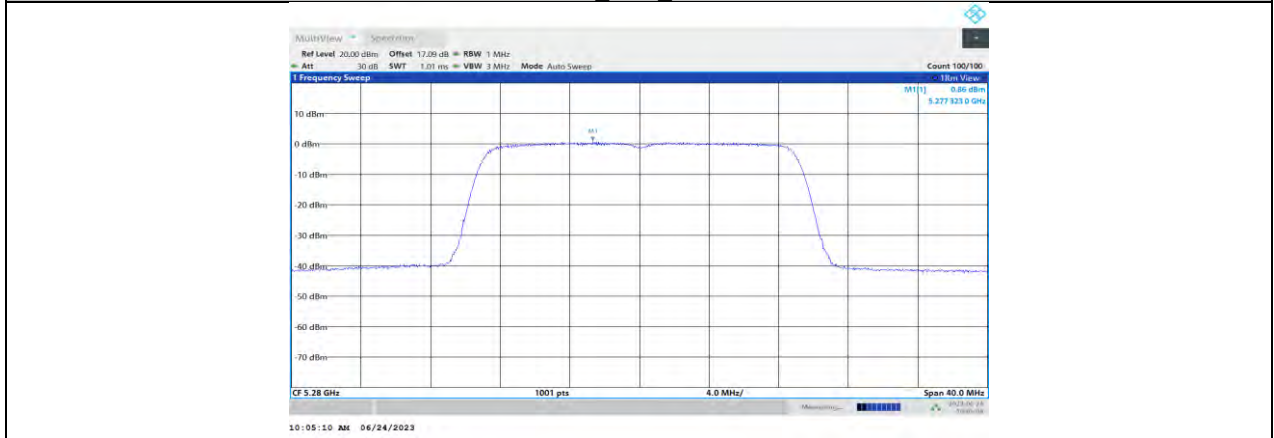
11A_Ant2_5240



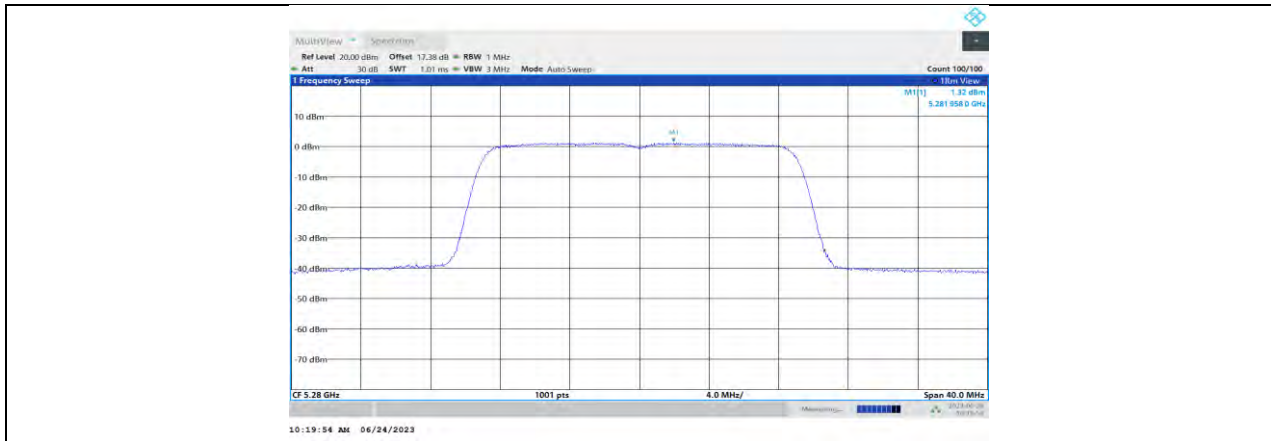
11A_Ant1_5260



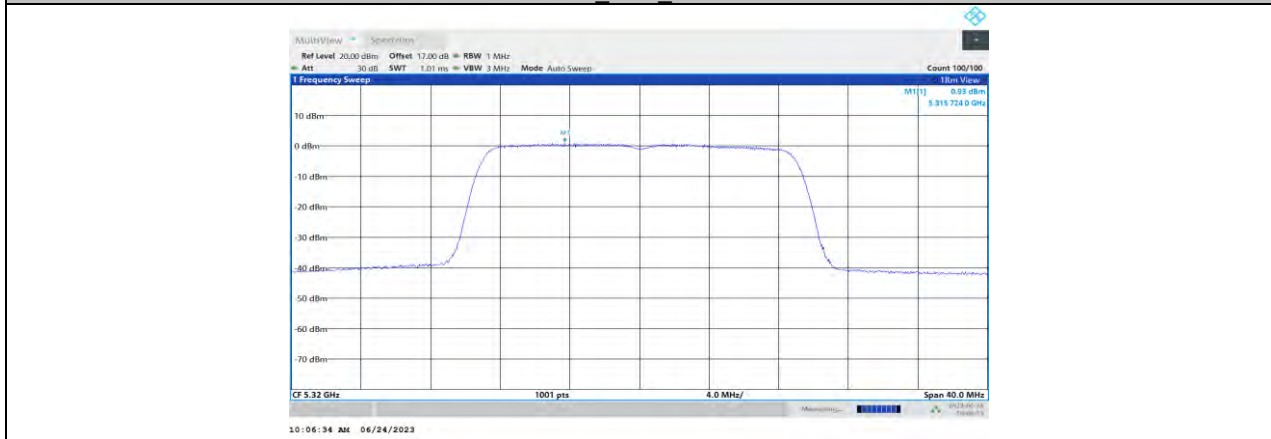
11A_Ant2_5260



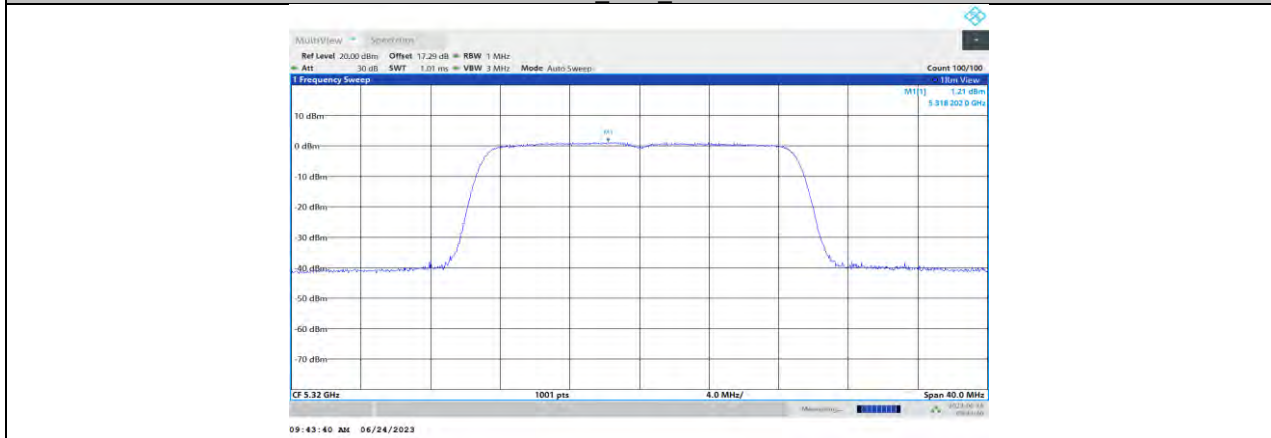
11A_Ant1_5280



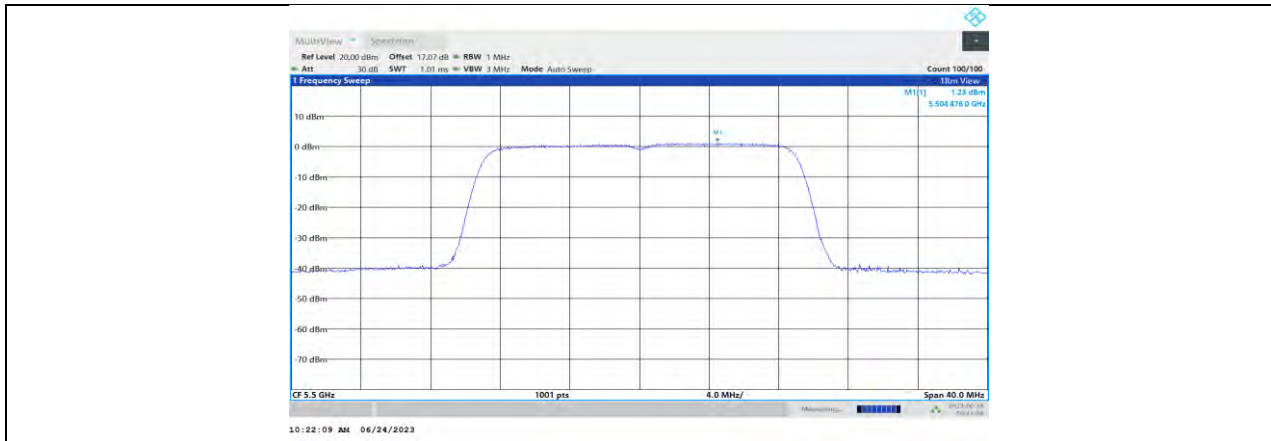
11A_Ant2_5280



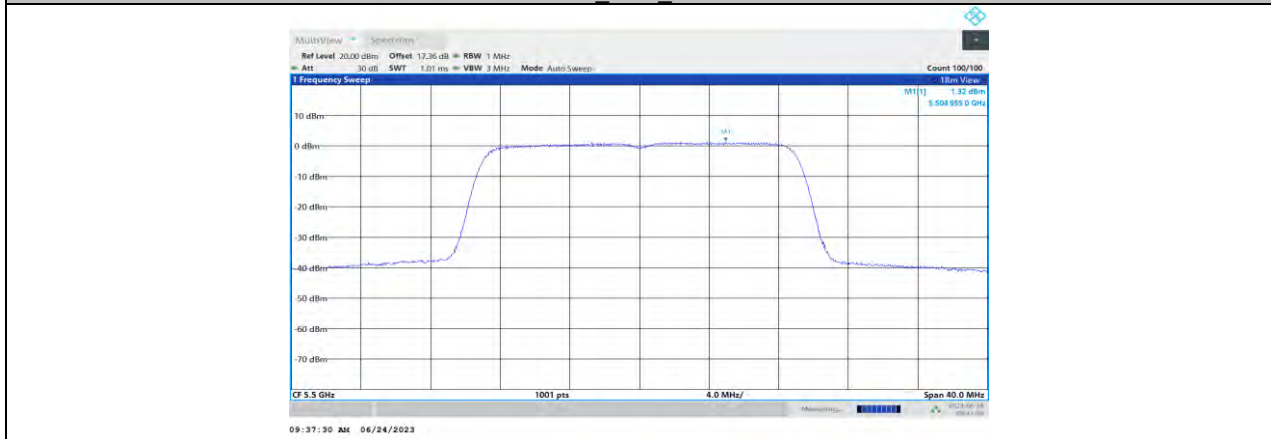
11A_Ant1_5320



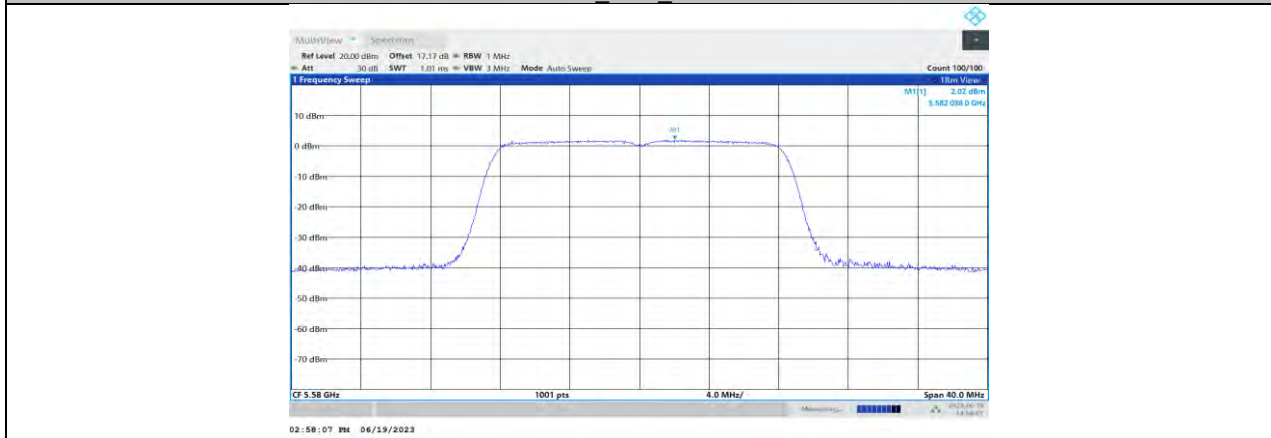
11A_Ant2_5320



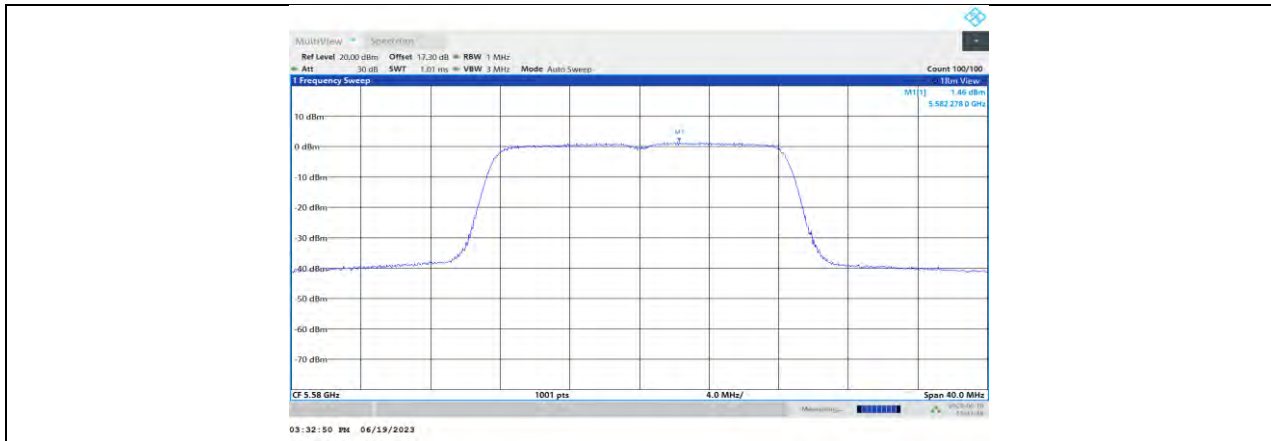
11A_Ant1_5500



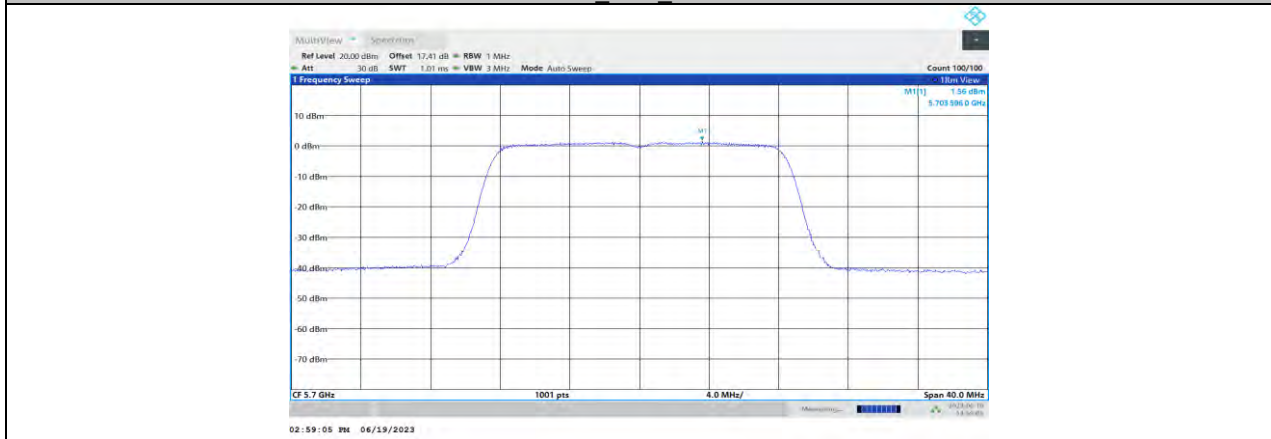
11A_Ant2_5500



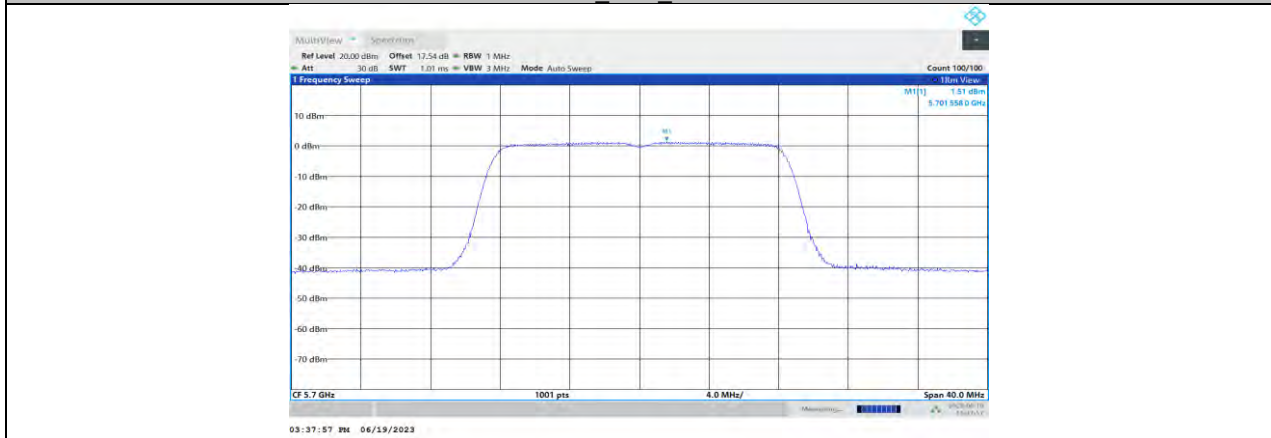
11A_Ant1_5580



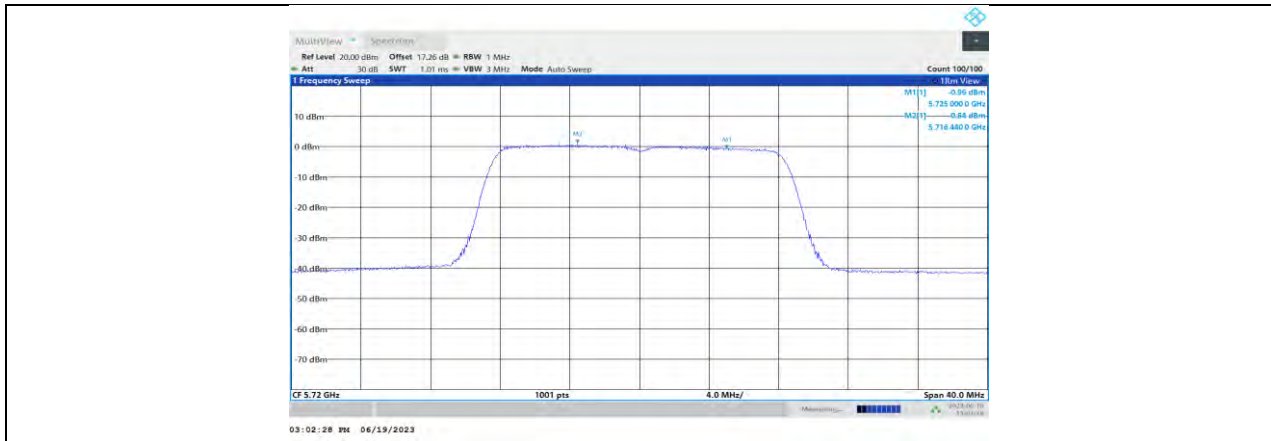
11A_Ant2_5580



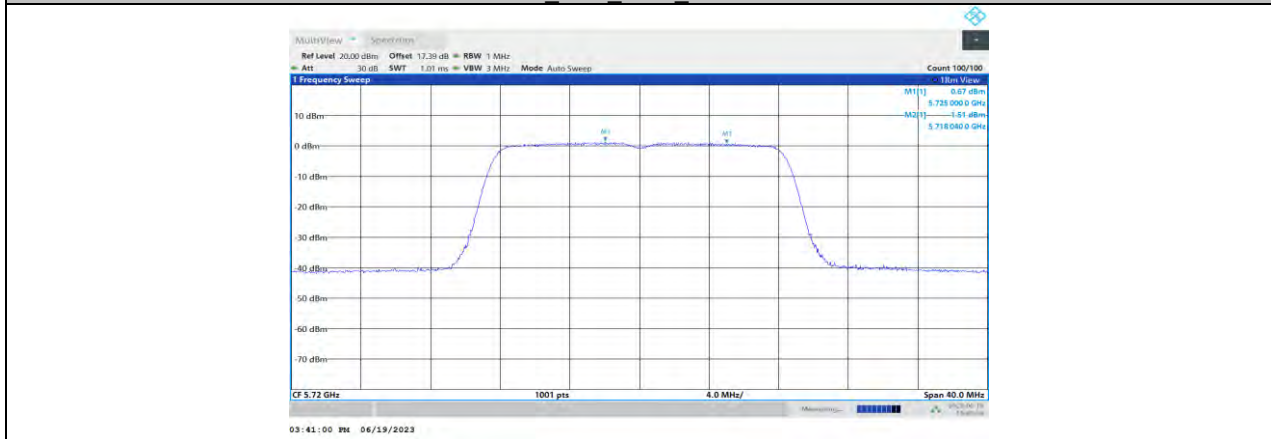
11A_Ant1_5700



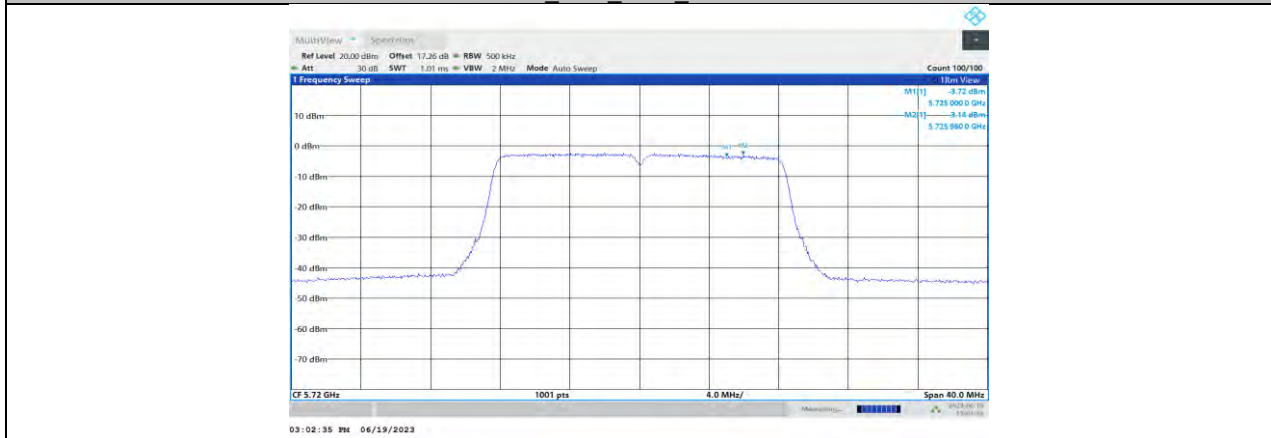
11A_Ant2_5700



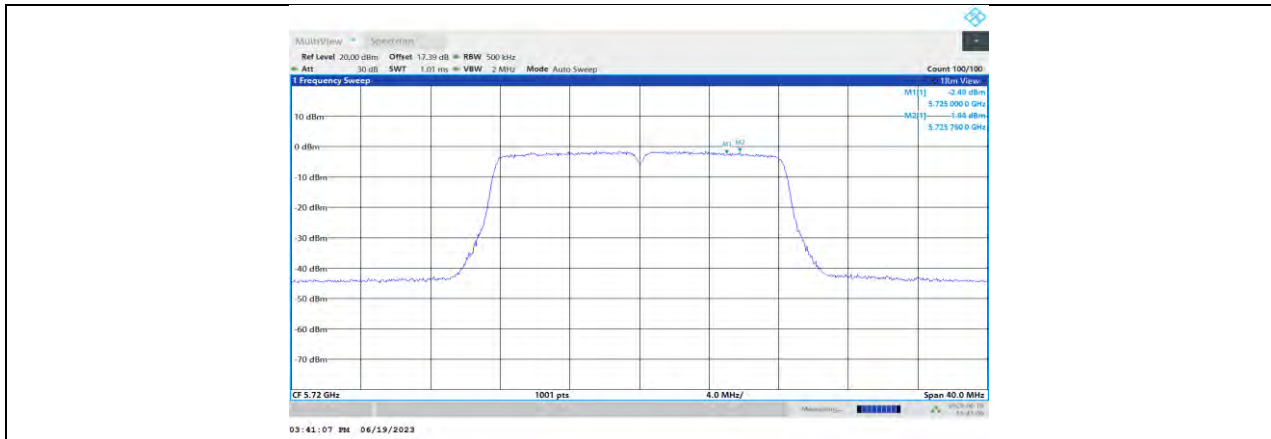
11A Ant1 5720 UNII-2C



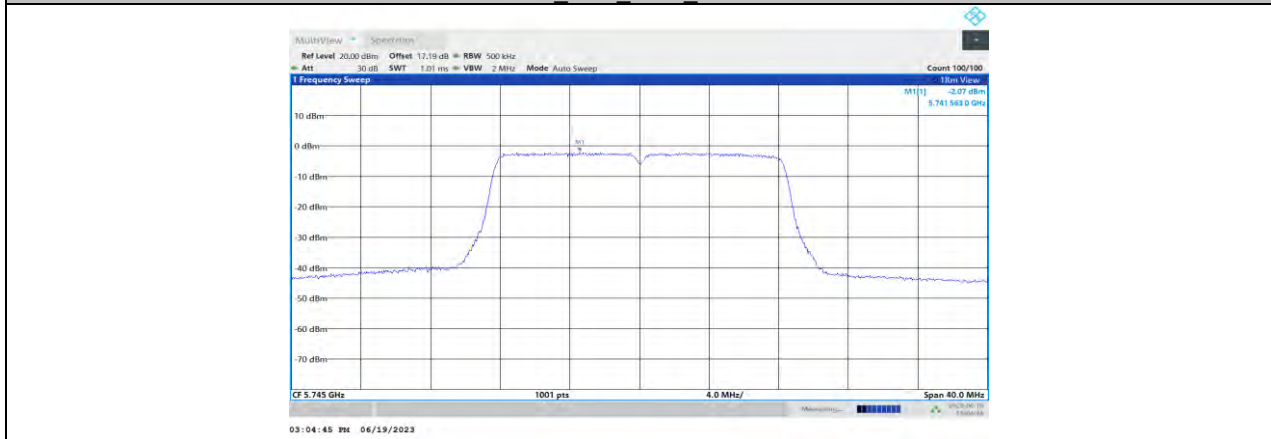
11A Ant2 5720 UNII-2C



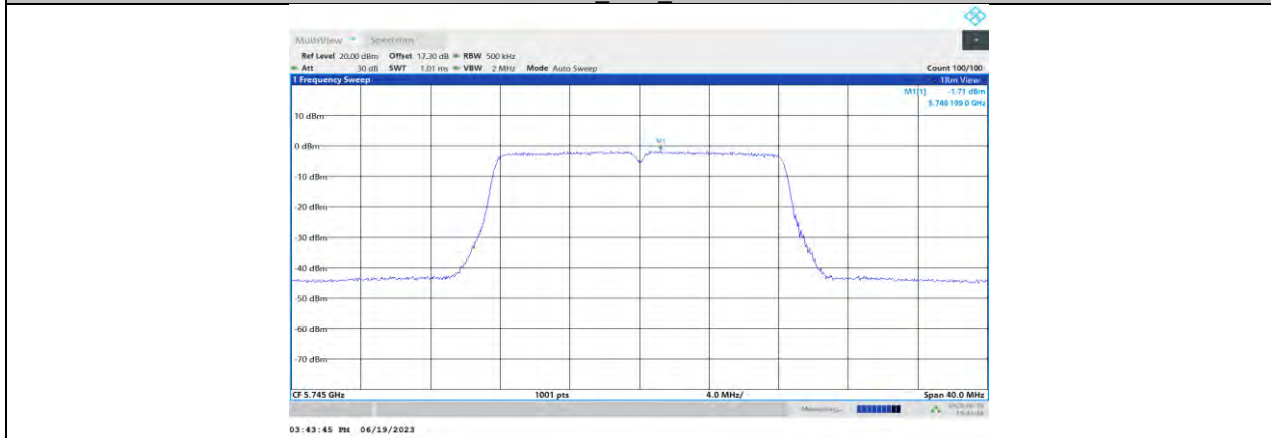
11A Ant1 5720 UNII-3



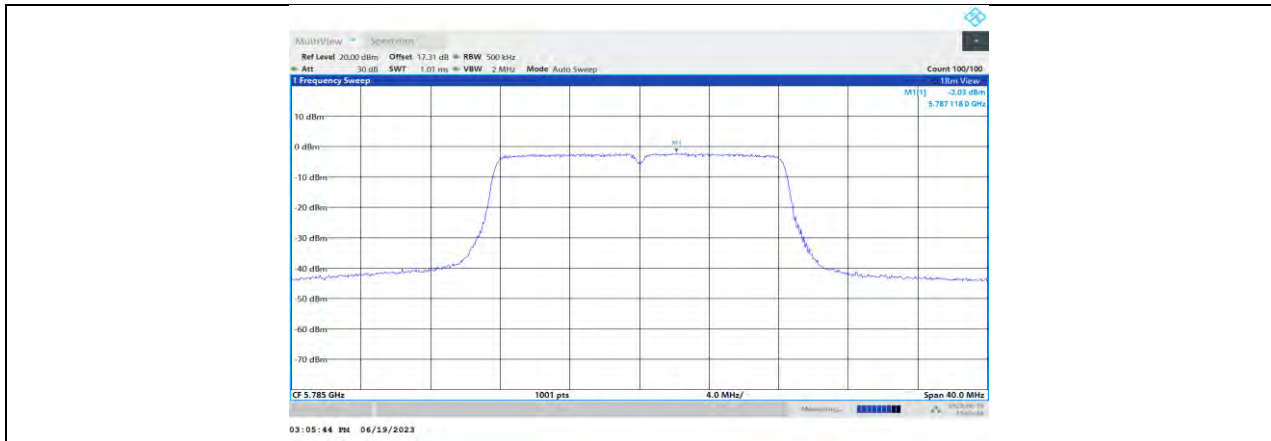
11A_Ant2_5720_UNII-3



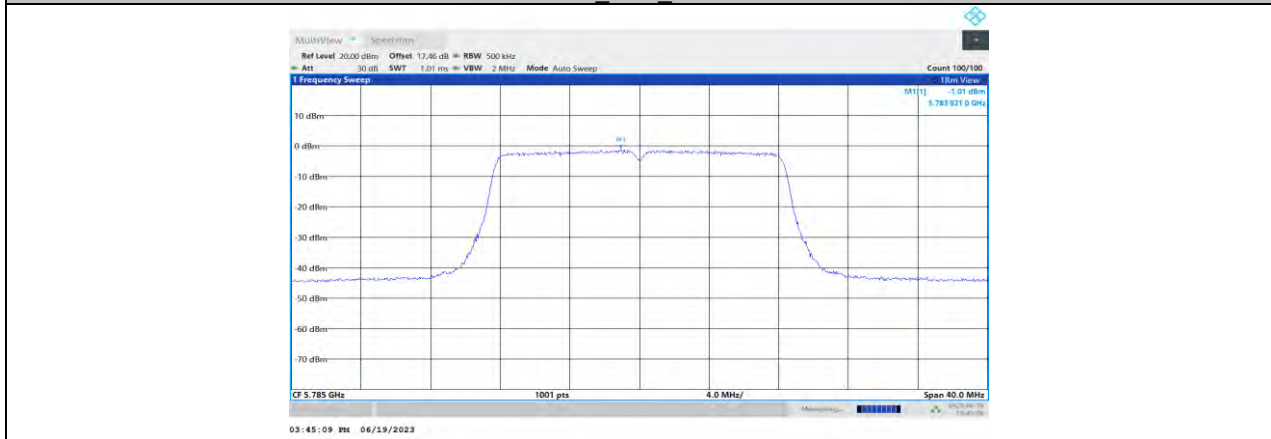
11A_Ant1_5745



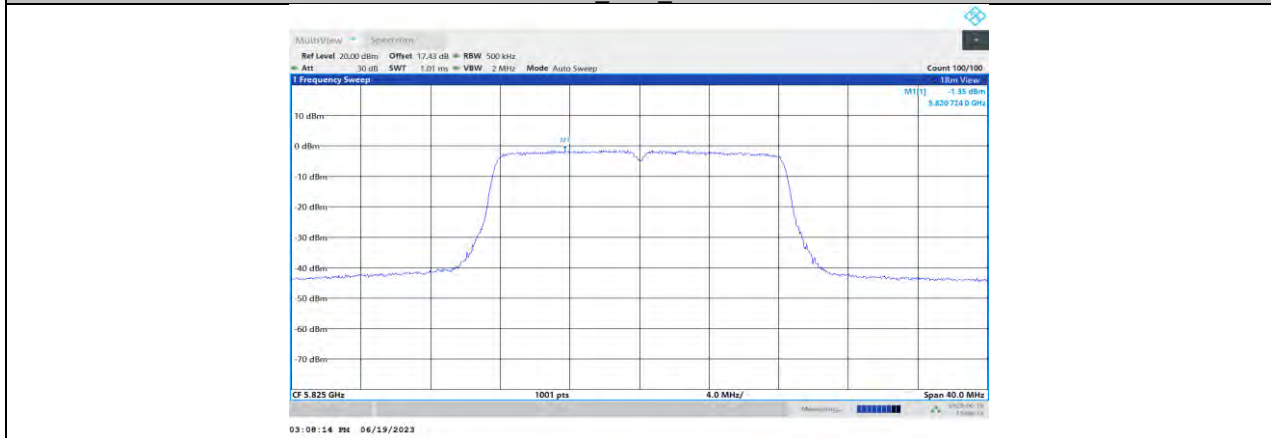
11A_Ant2_5745



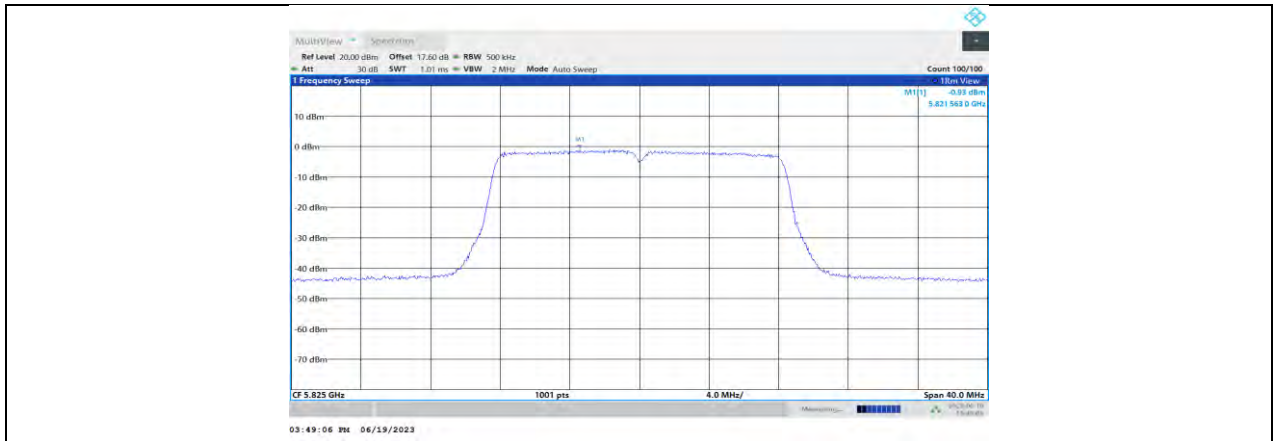
11A_Ant1_5785



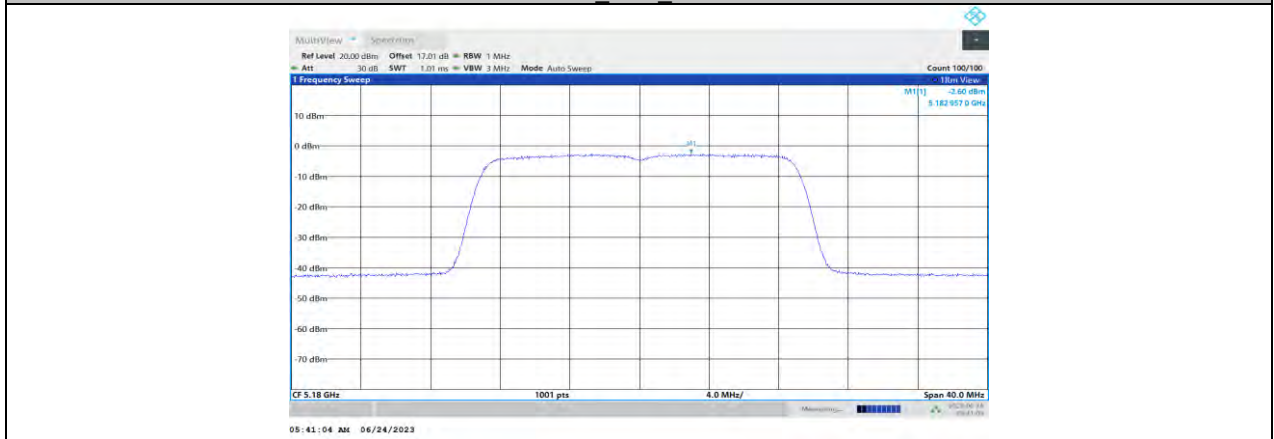
11A_Ant2_5785



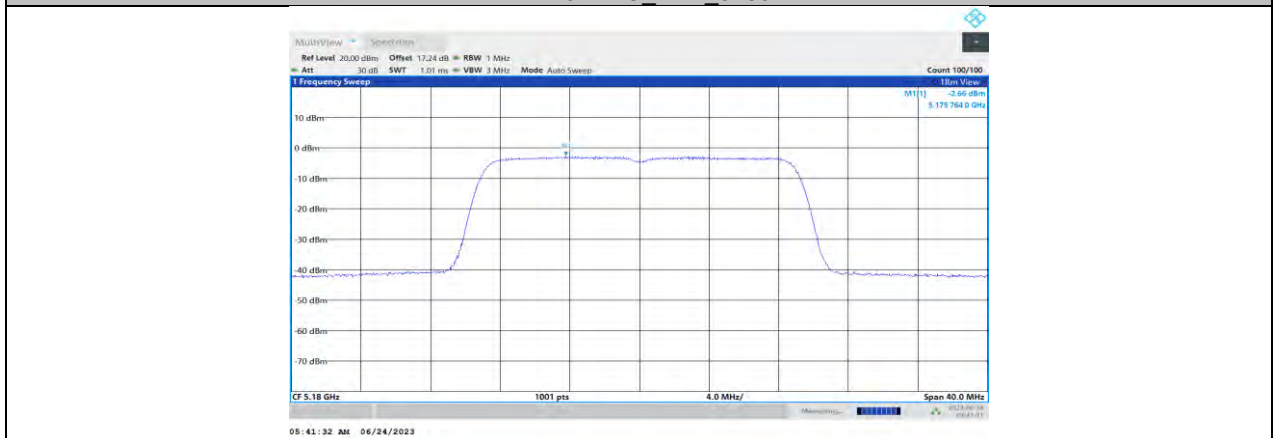
11A_Ant1_5825



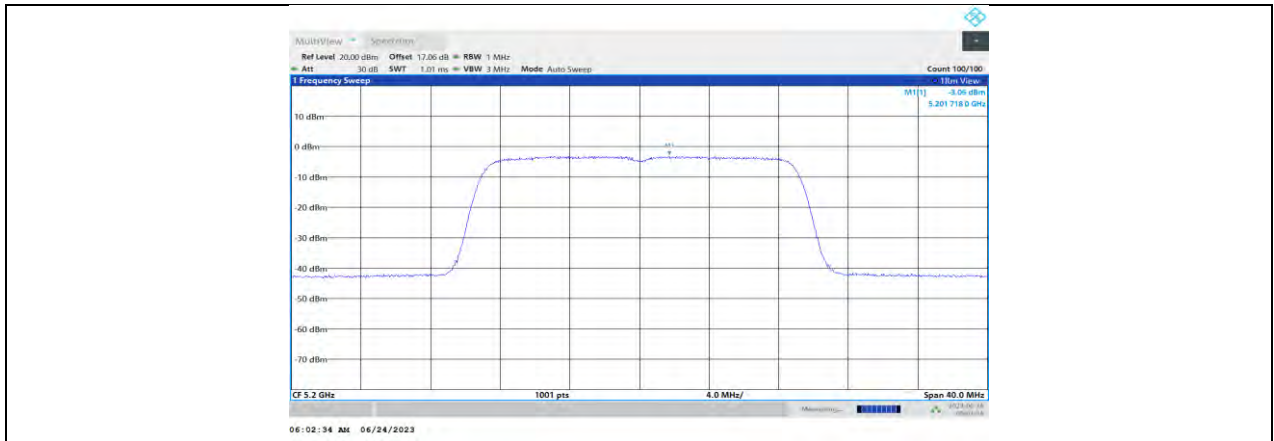
11A Ant2 5825



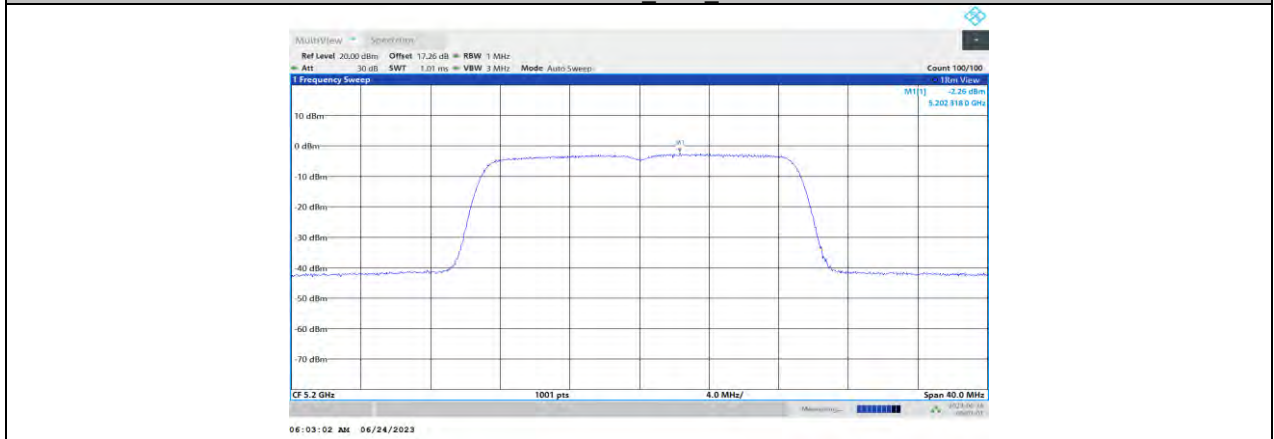
11N20MIMO Ant1 5180



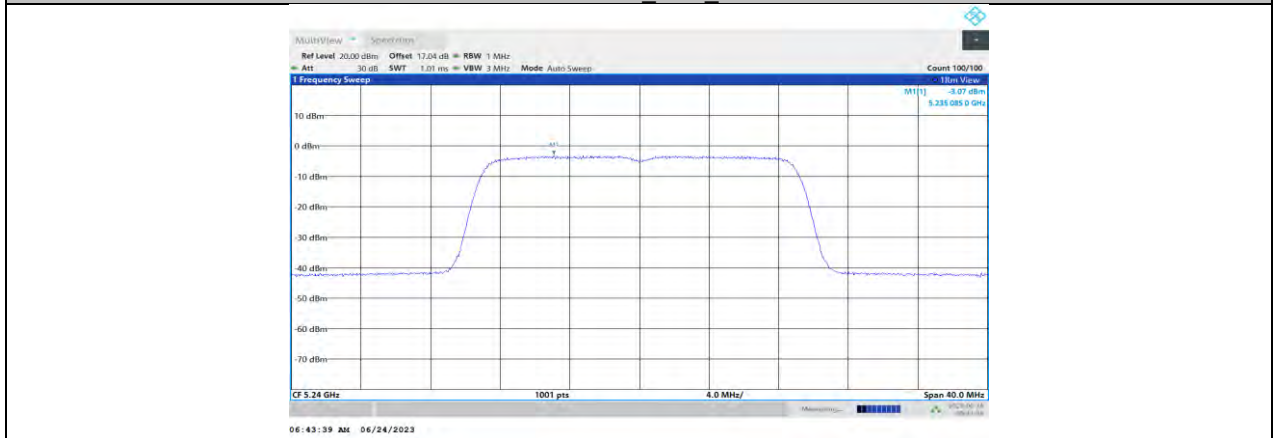
11N20MIMO Ant2 5180



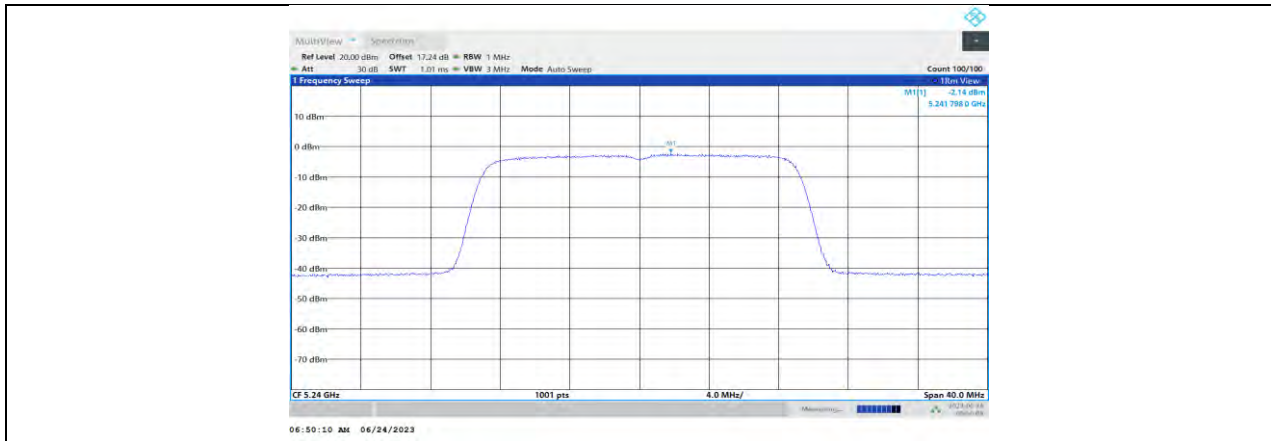
11N20MIMO_Ant1_5200



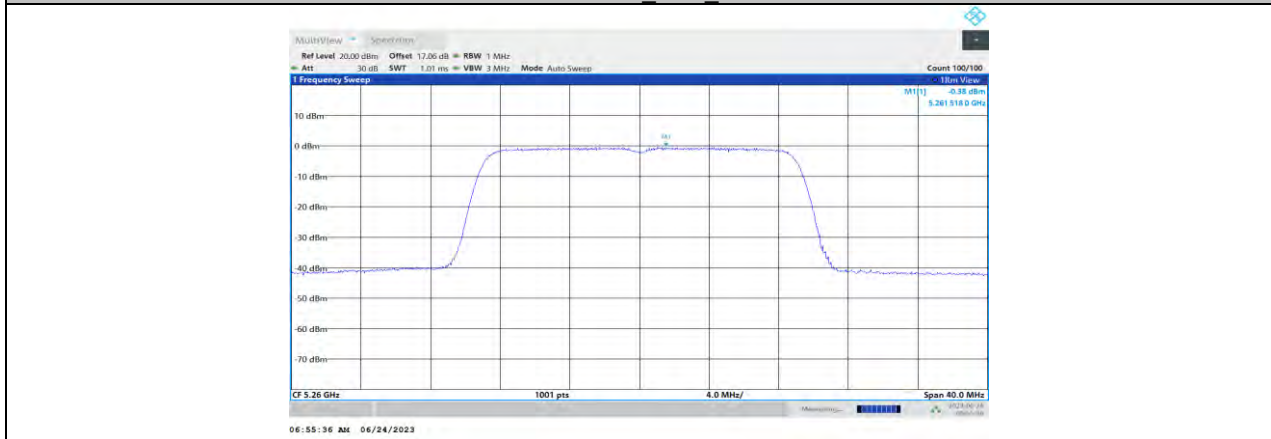
11N20MIMO_Ant2_5200



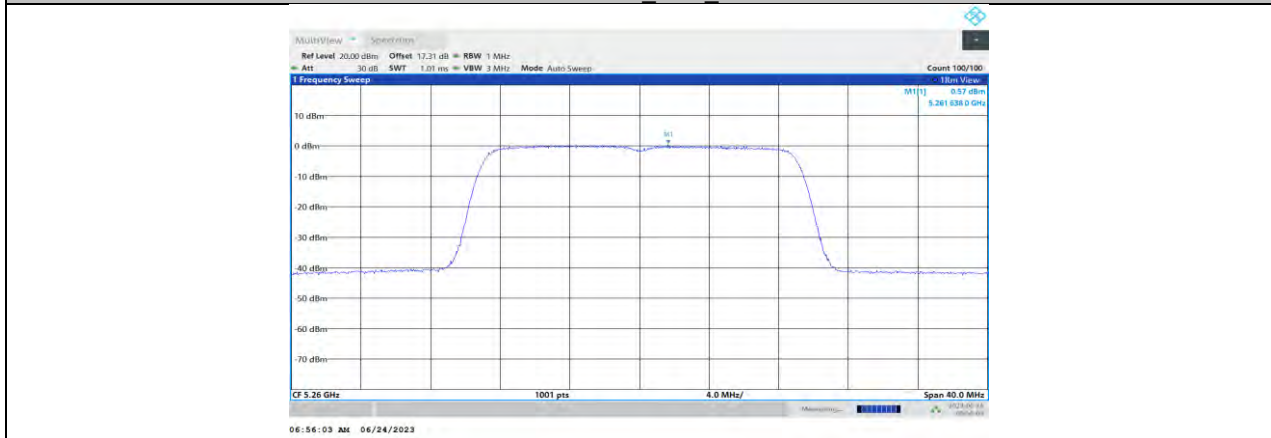
11N20MIMO_Ant1_5240



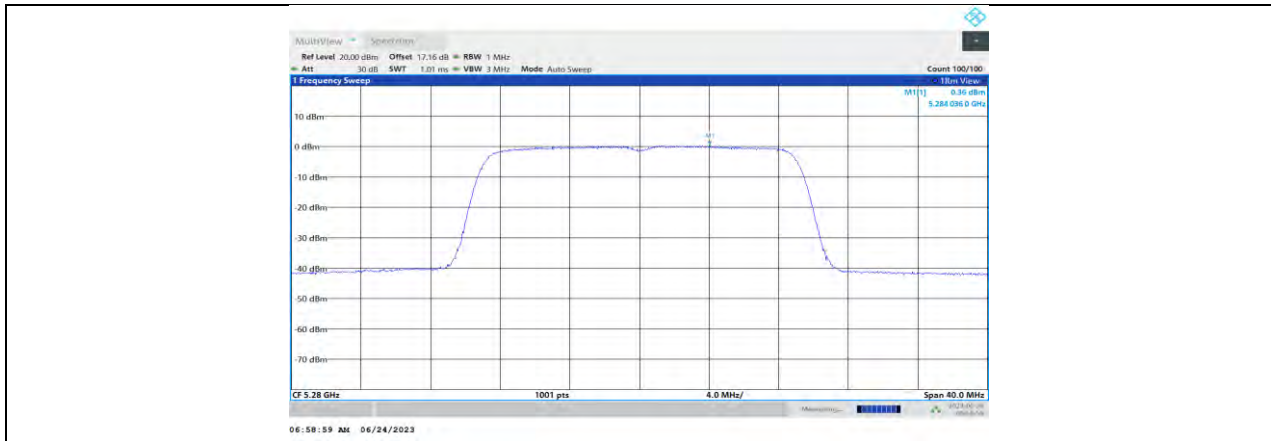
11N20MIMO_Ant2_5240



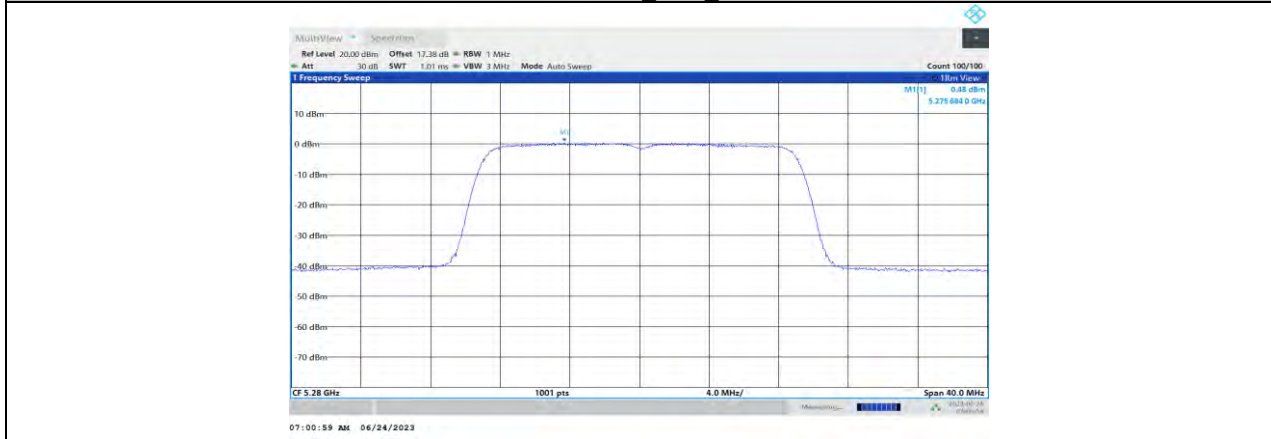
11N20MIMO_Ant1_5260



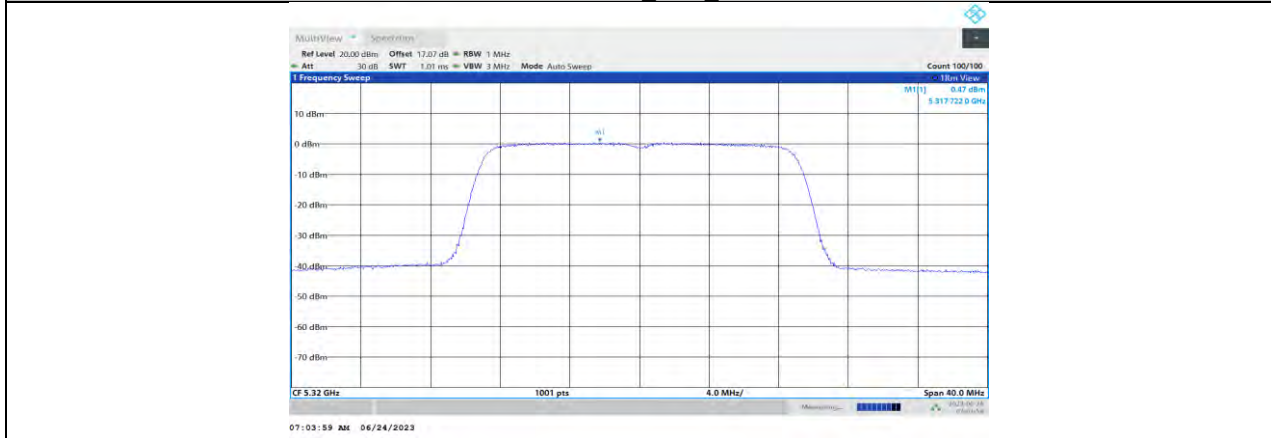
11N20MIMO_Ant2_5260



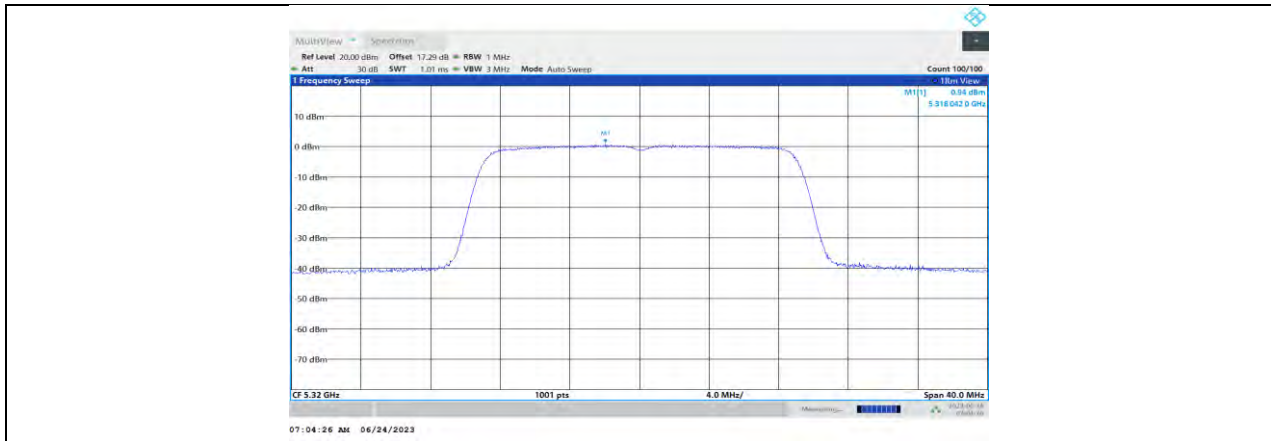
11N20MIMO_Ant1_5280



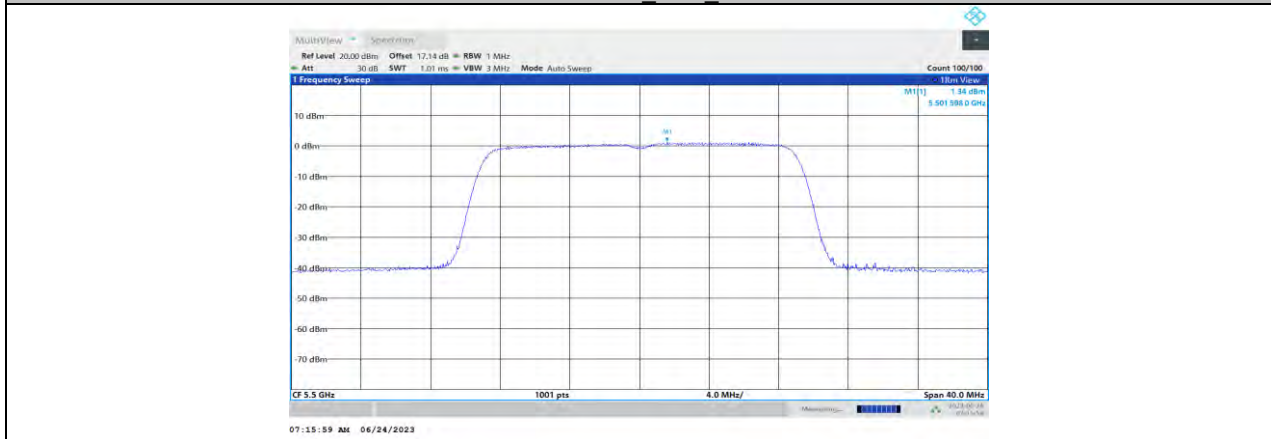
11N20MIMO_Ant2_5280



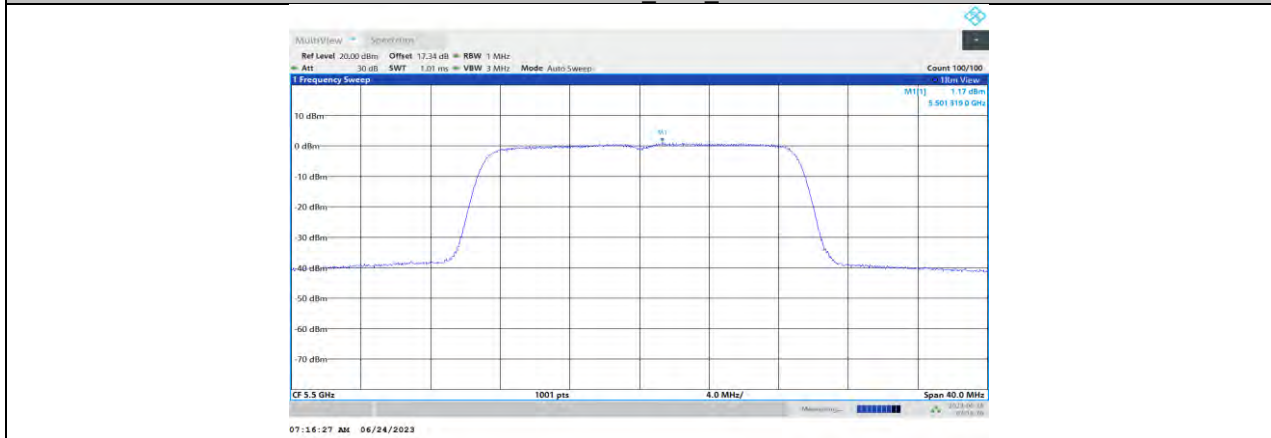
11N20MIMO_Ant1_5320



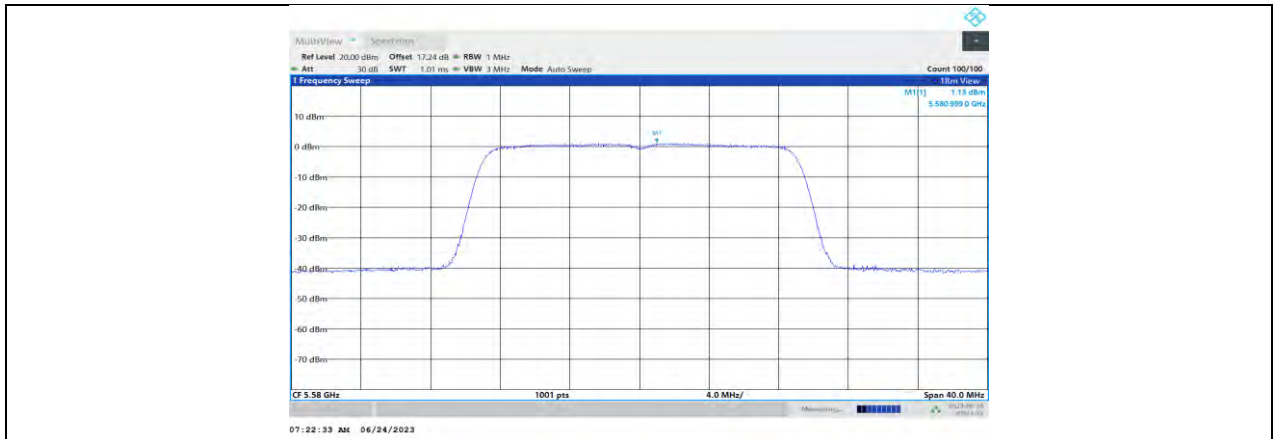
11N20MIMO_Ant2_5320



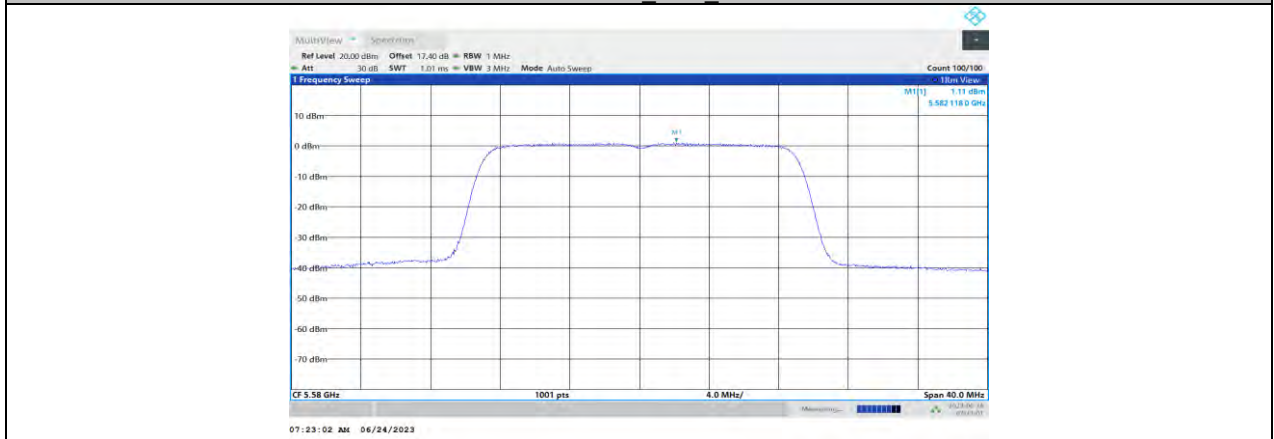
11N20MIMO_Ant1_5500



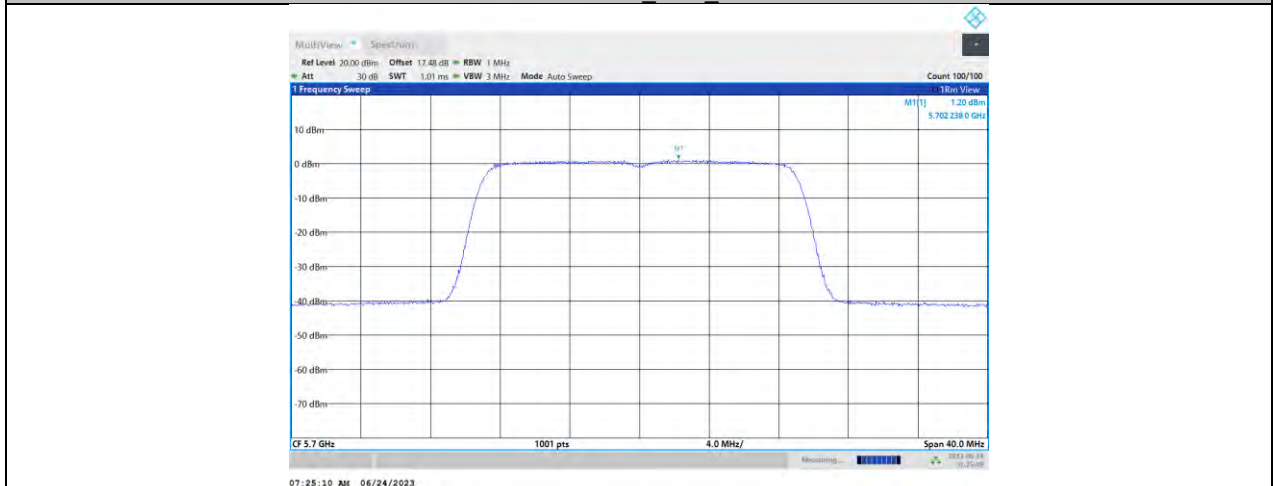
11N20MIMO_Ant2_5500



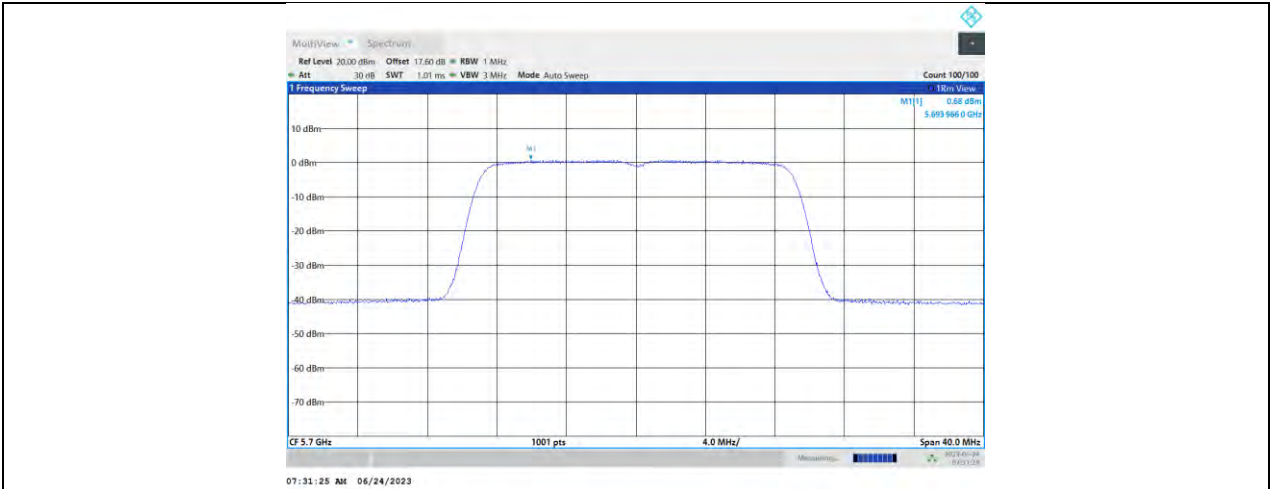
11N20MIMO Ant1 5580



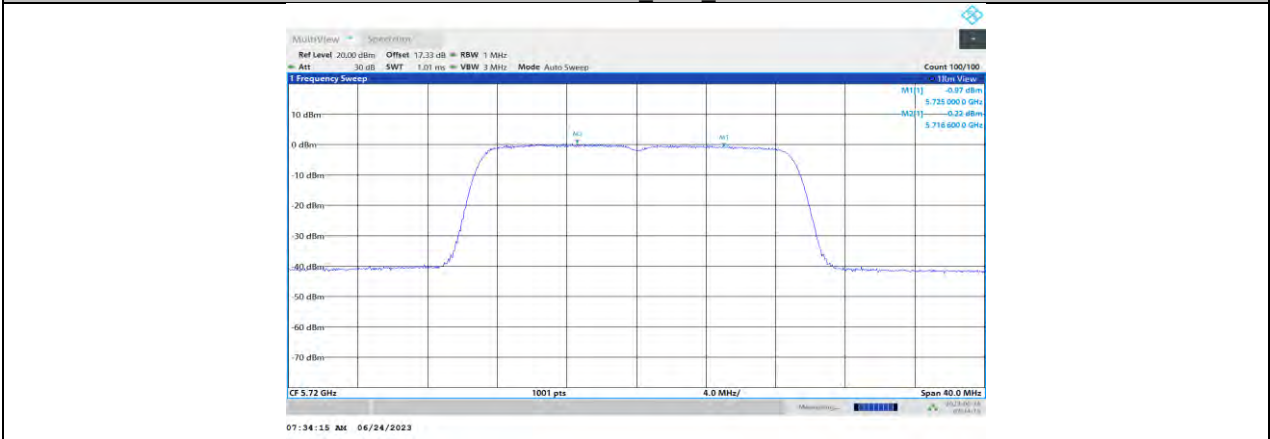
11N20MIMO Ant2 5580



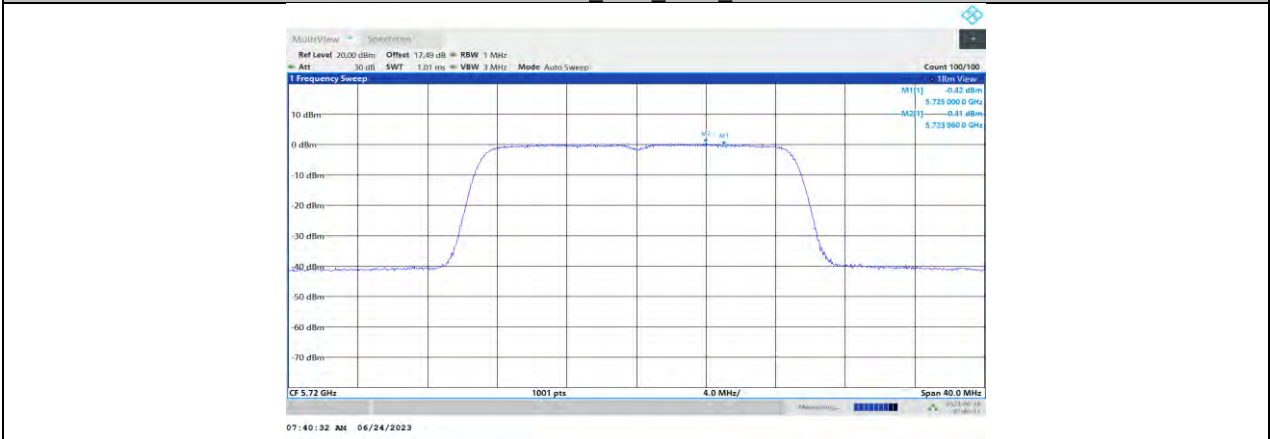
11N20MIMO Ant1 5700



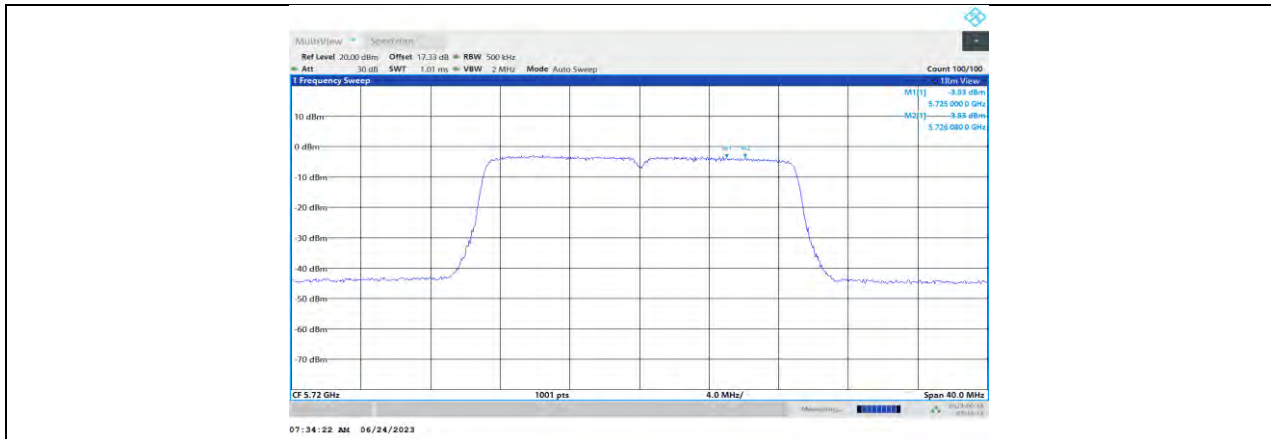
11N20MIMO_Ant2_5700



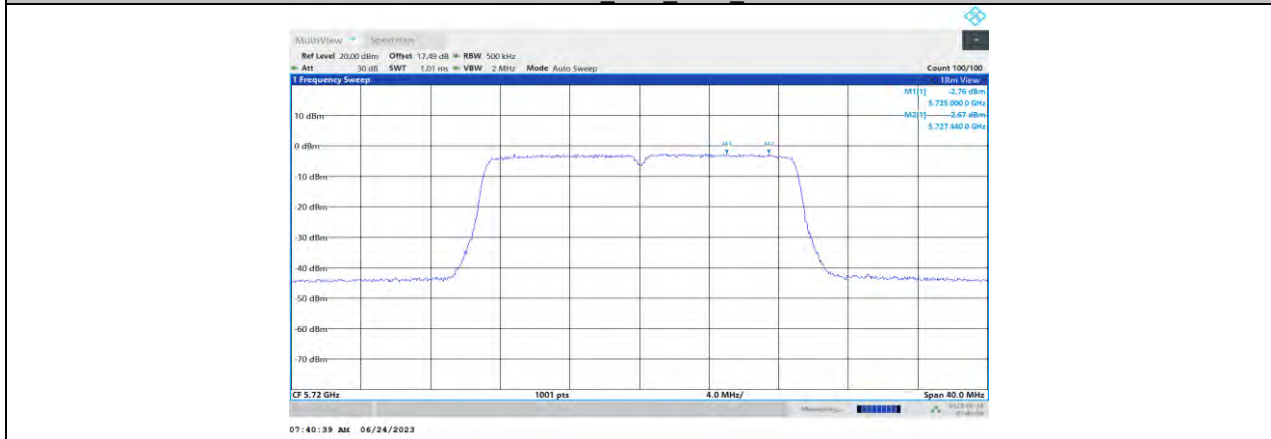
11N20MIMO_Ant1_5720_UNII-2C



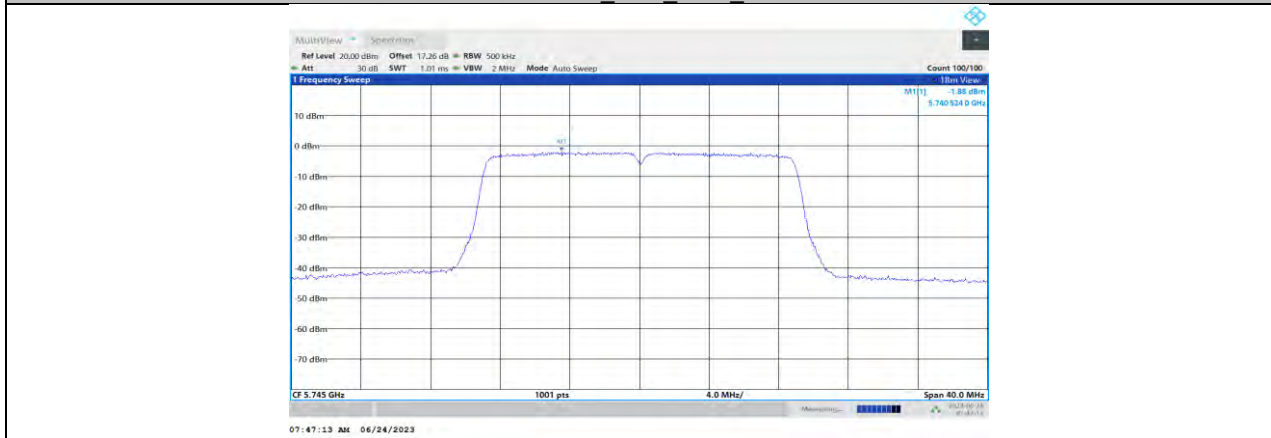
11N20MIMO_Ant2_5720_UNII-2C



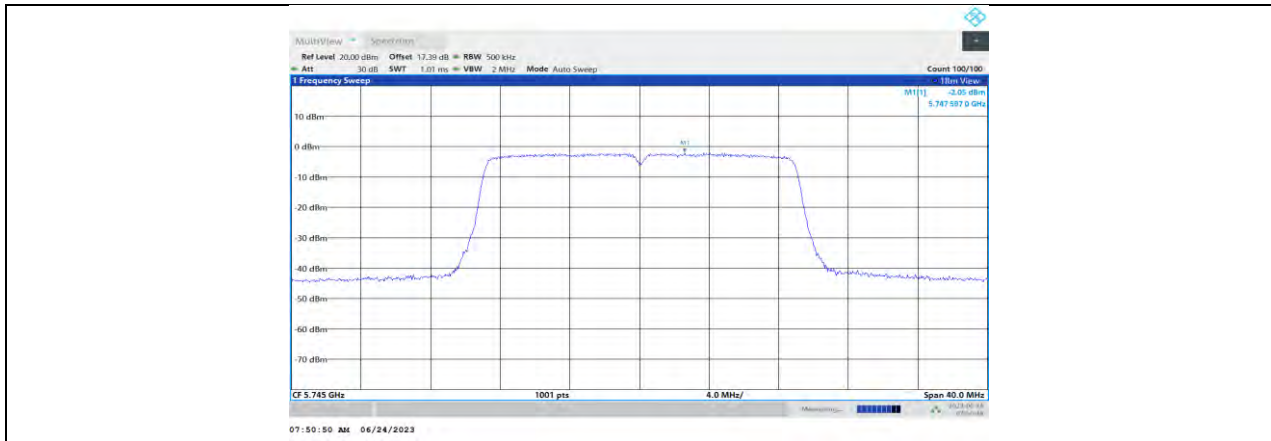
11N20MIMO_Ant1_5720_UNII-3



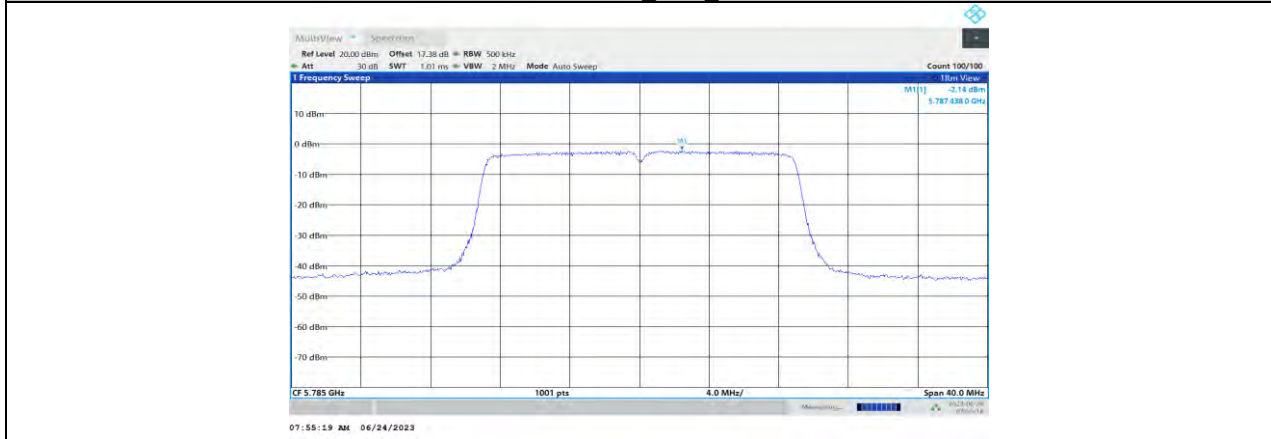
11N20MIMO_Ant2_5720_UNII-3



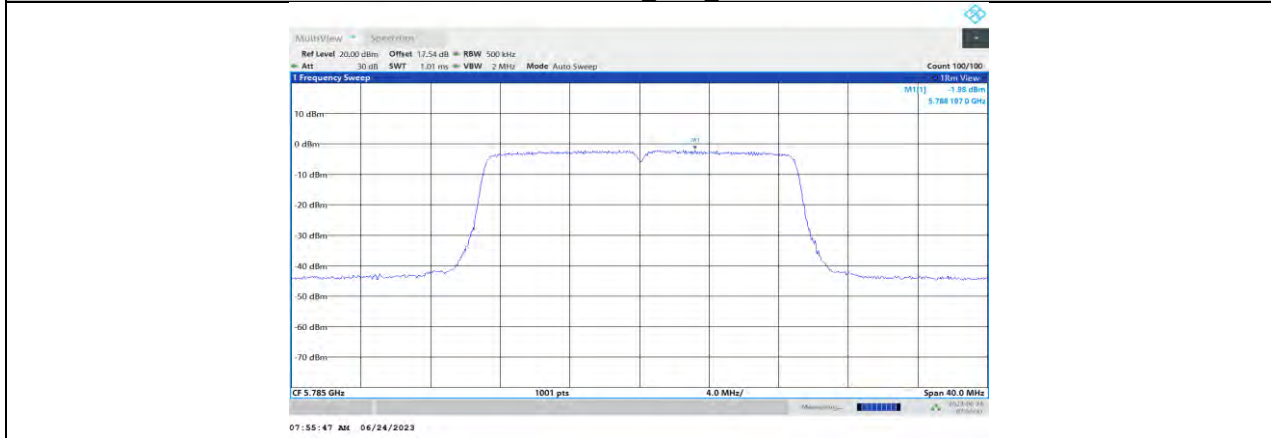
11N20MIMO_Ant1_5745



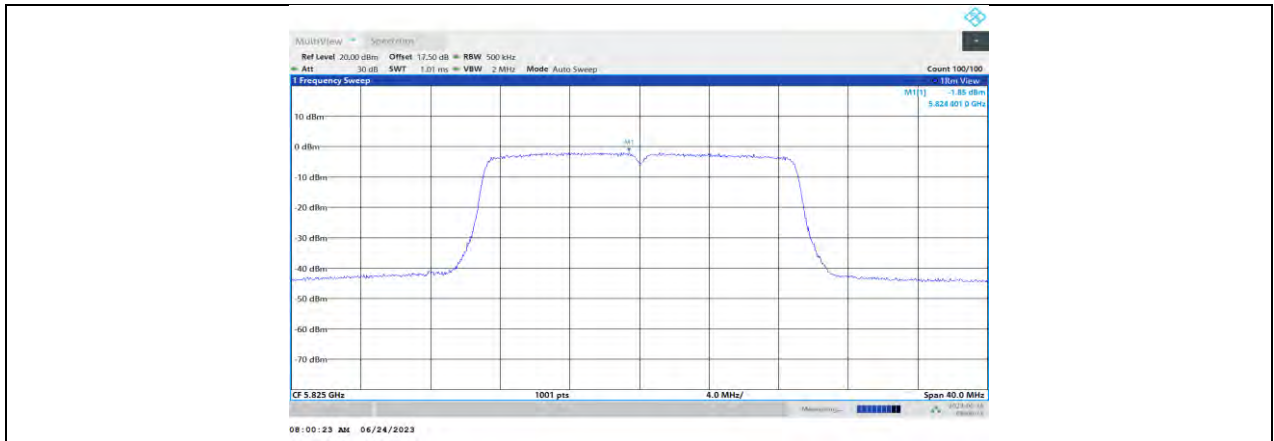
11N20MIMO_Ant2_5745



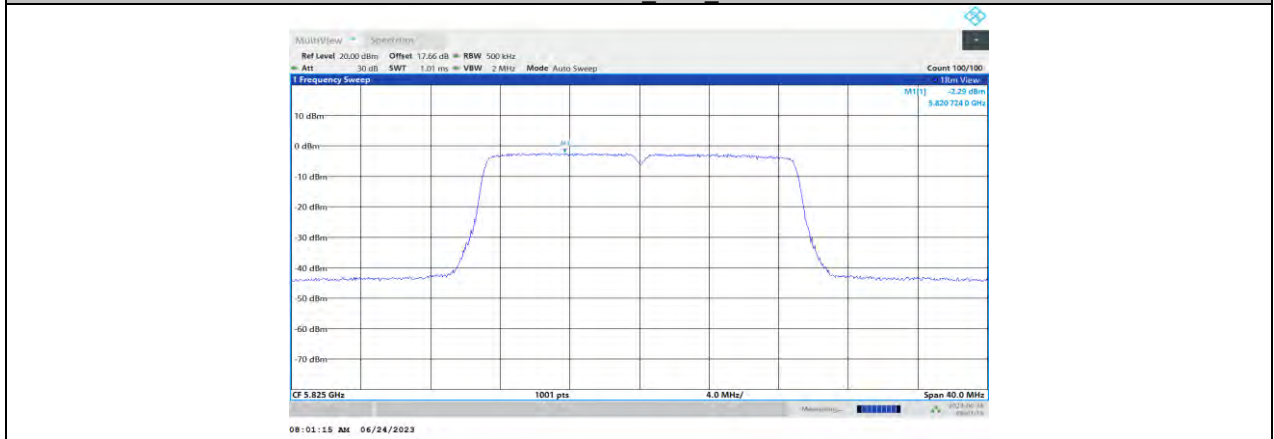
11N20MIMO_Ant1_5785



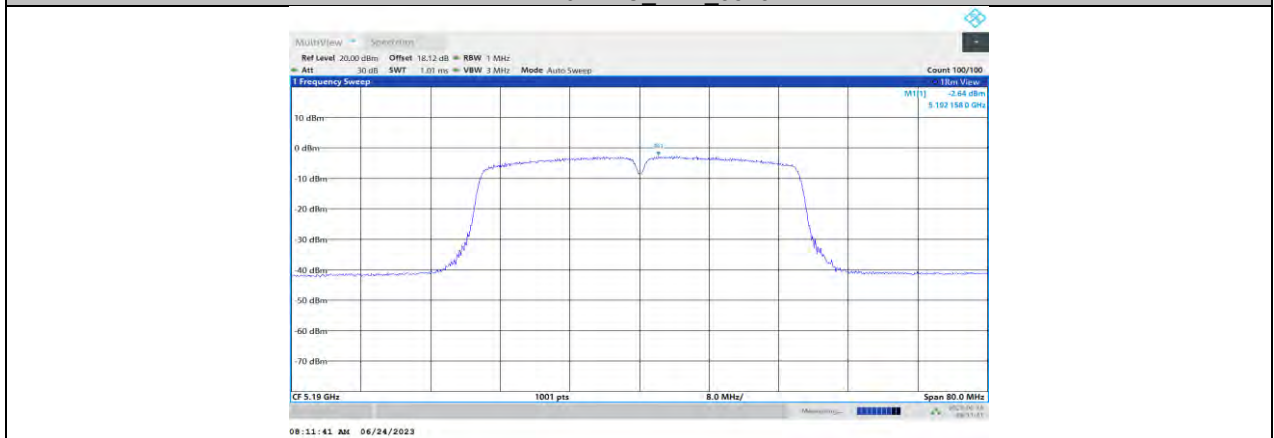
11N20MIMO_Ant2_5785



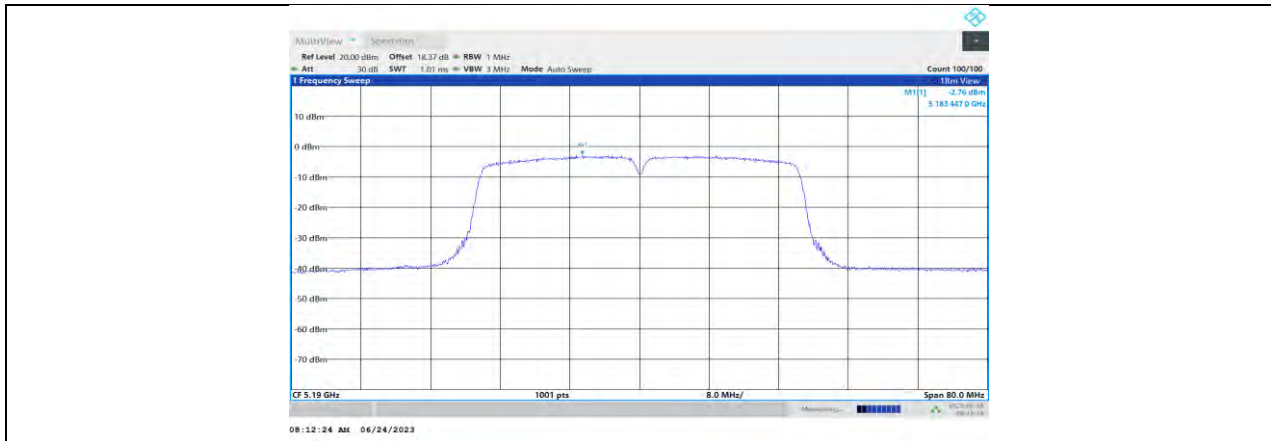
11N20MIMO Ant1 5825



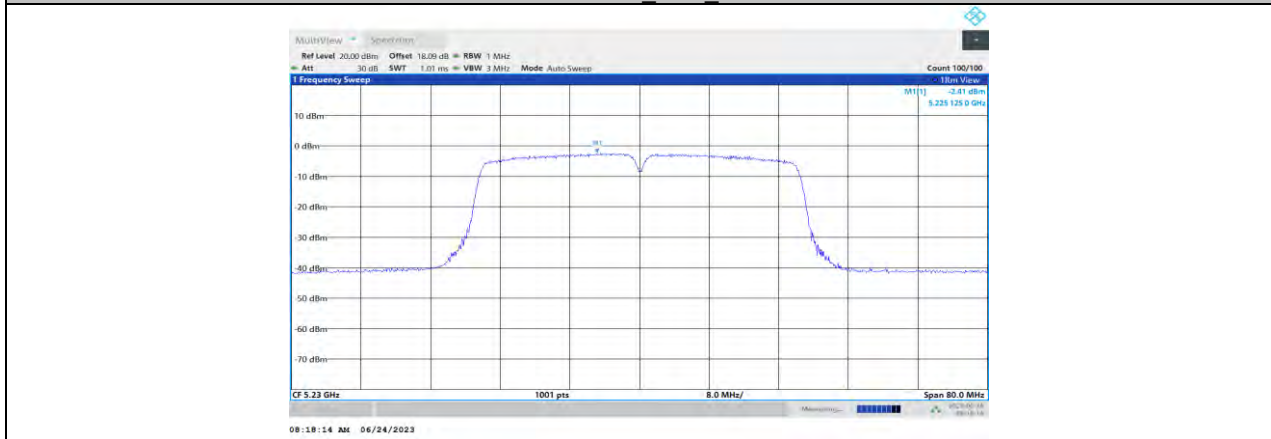
11N20MIMO Ant2 5825



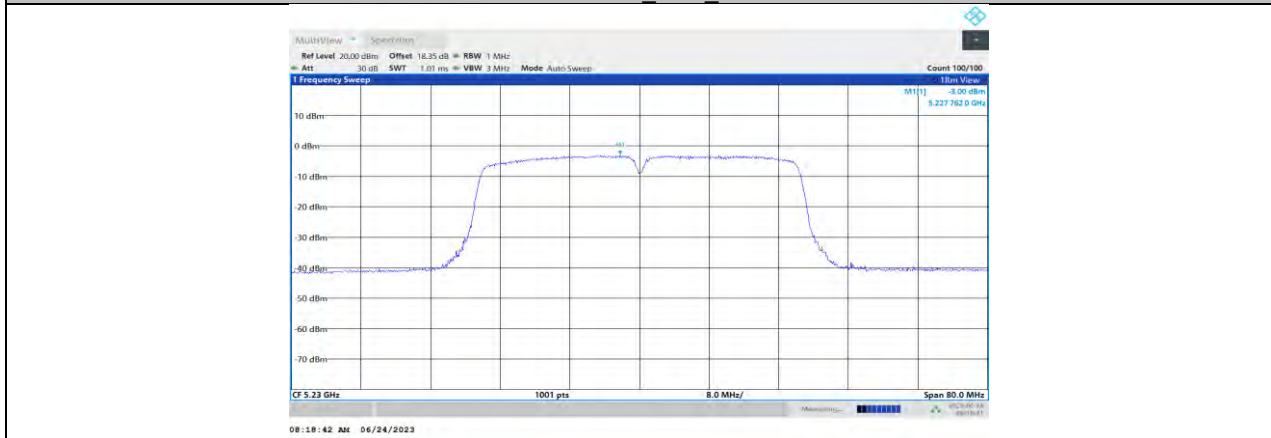
11N40MIMO Ant1 5190



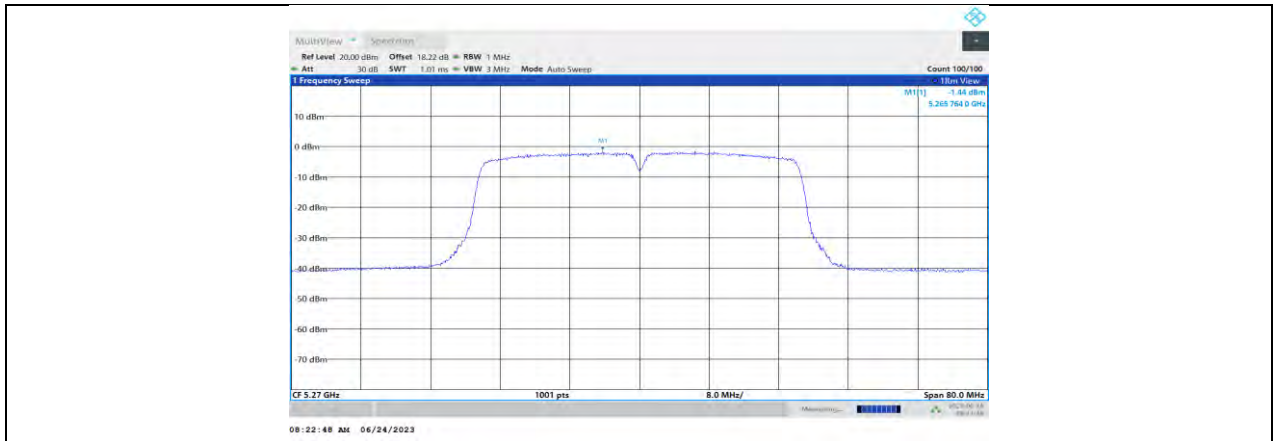
11N40MIMO_Ant2_5190



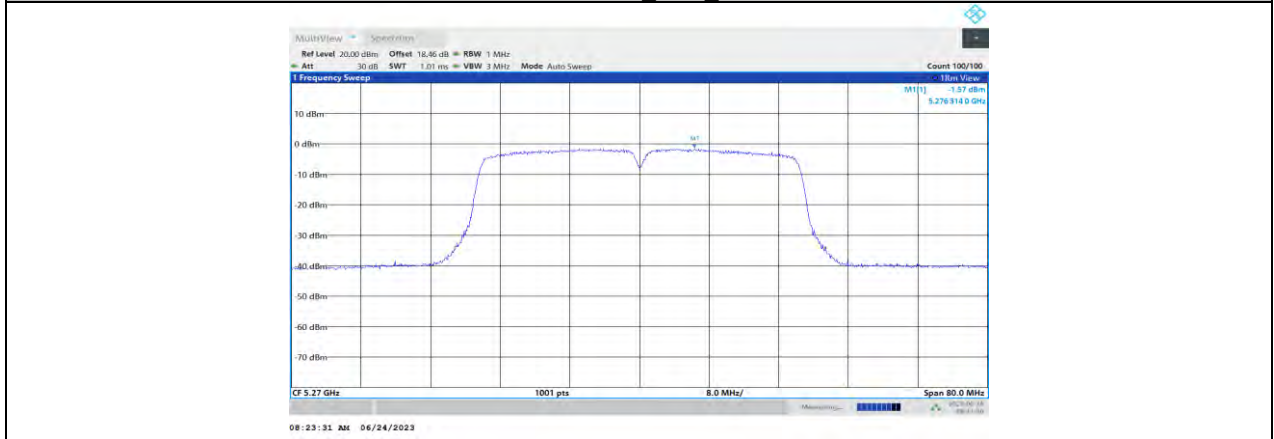
11N40MIMO_Ant1_5230



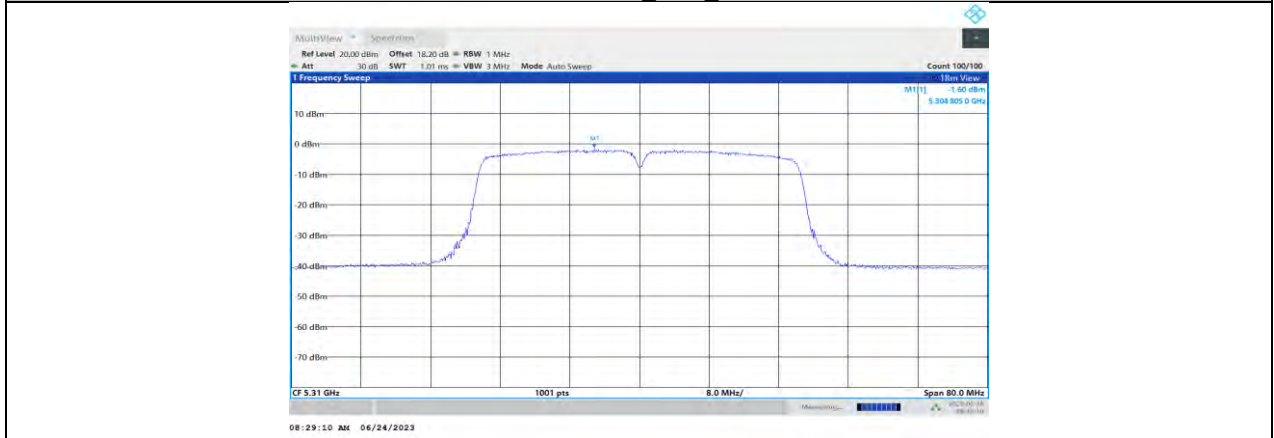
11N40MIMO_Ant2_5230



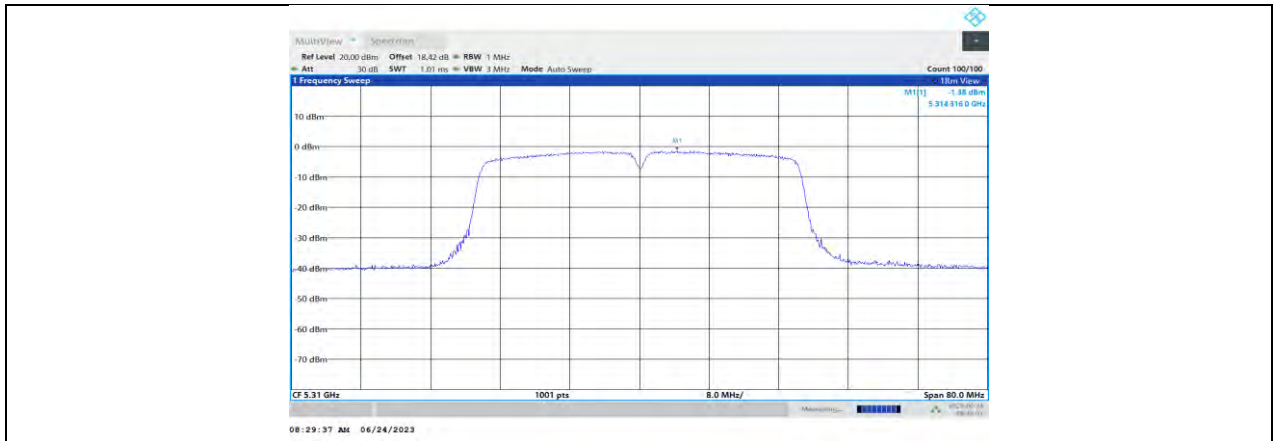
11N40MIMO_Ant1_5270



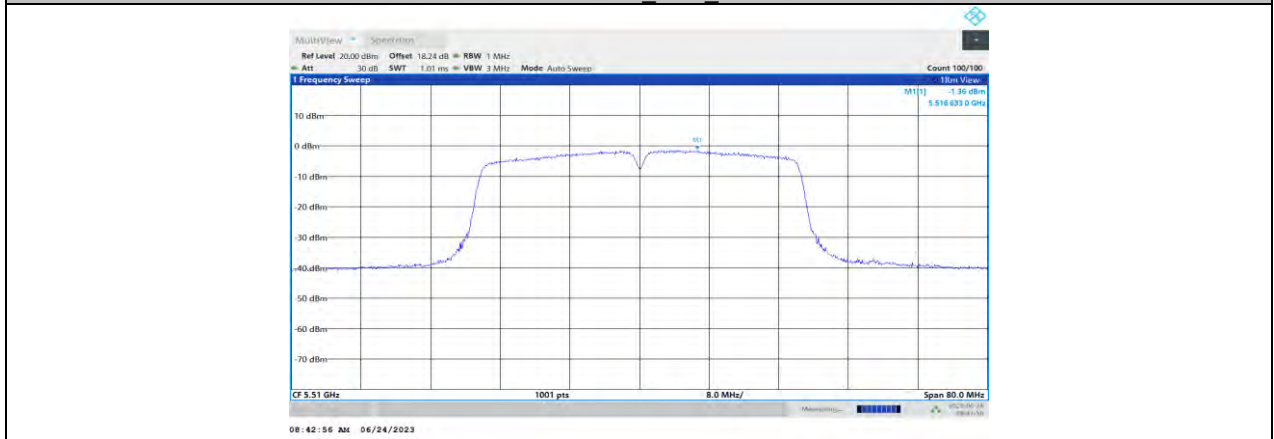
11N40MIMO_Ant2_5270



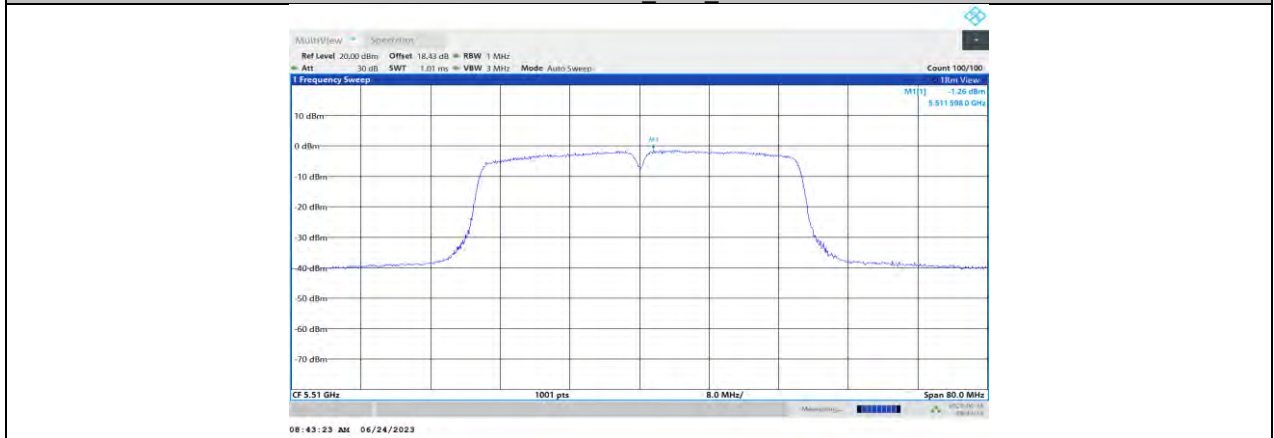
11N40MIMO_Ant1_5310



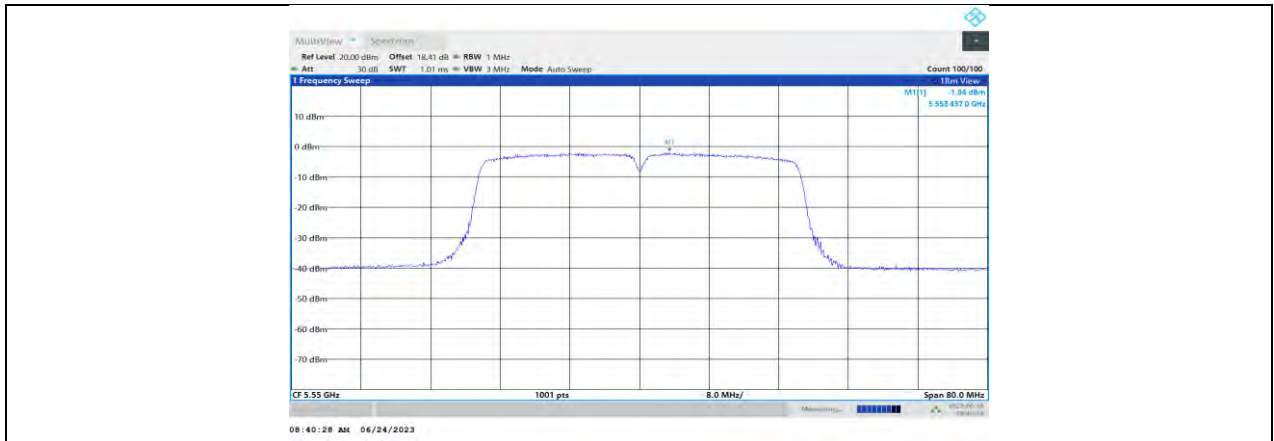
11N40MIMO_Ant2_5310



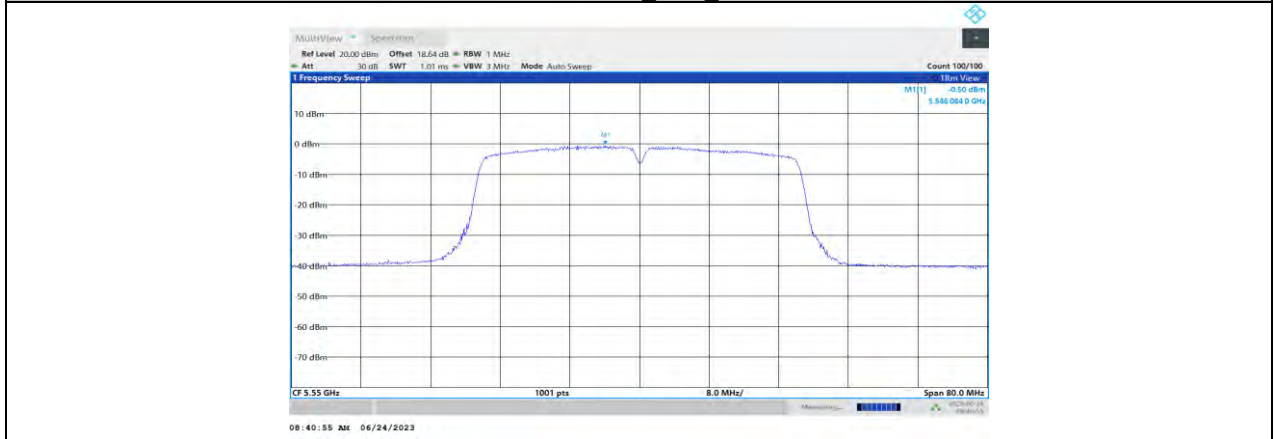
11N40MIMO_Ant1_5510



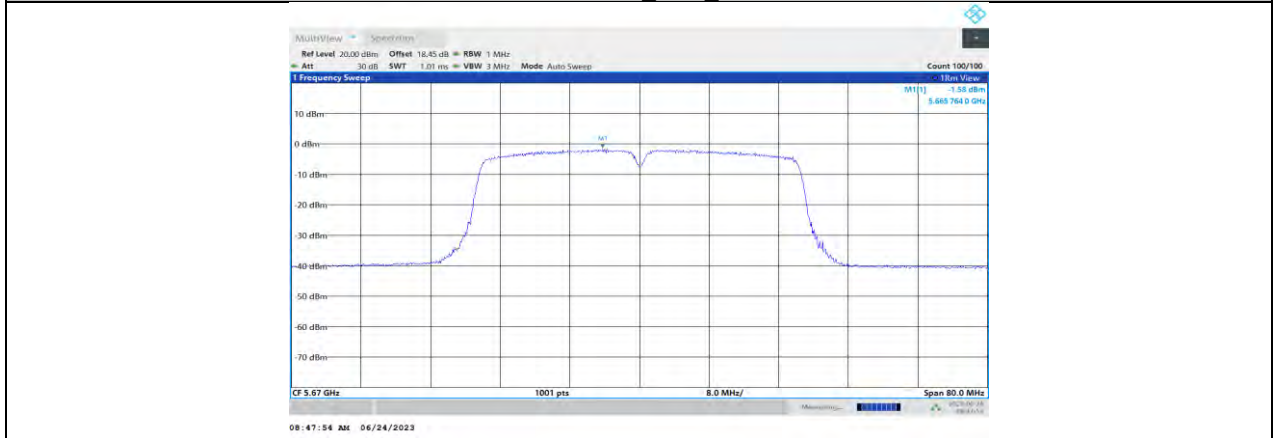
11N40MIMO_Ant2_5510



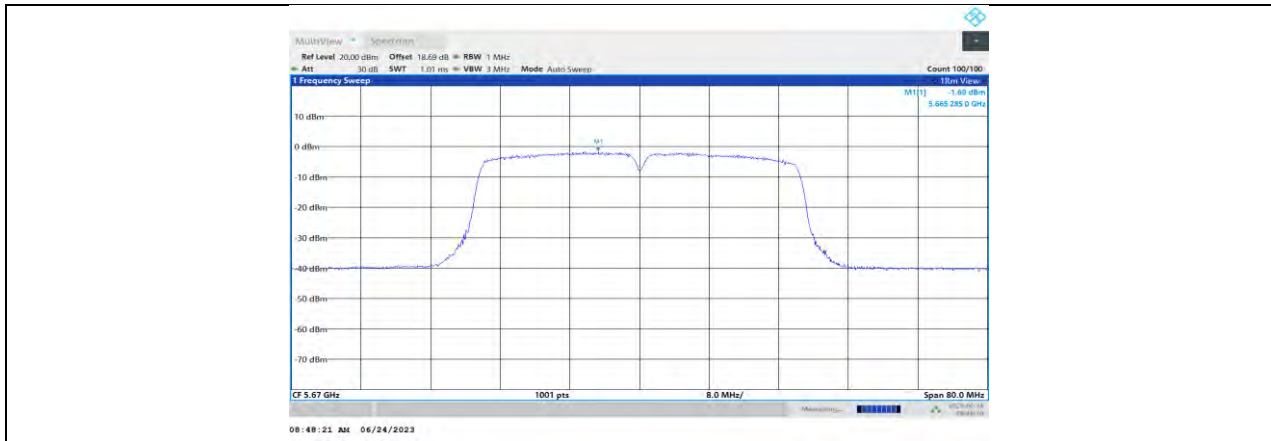
11N40MIMO_Ant1_5550



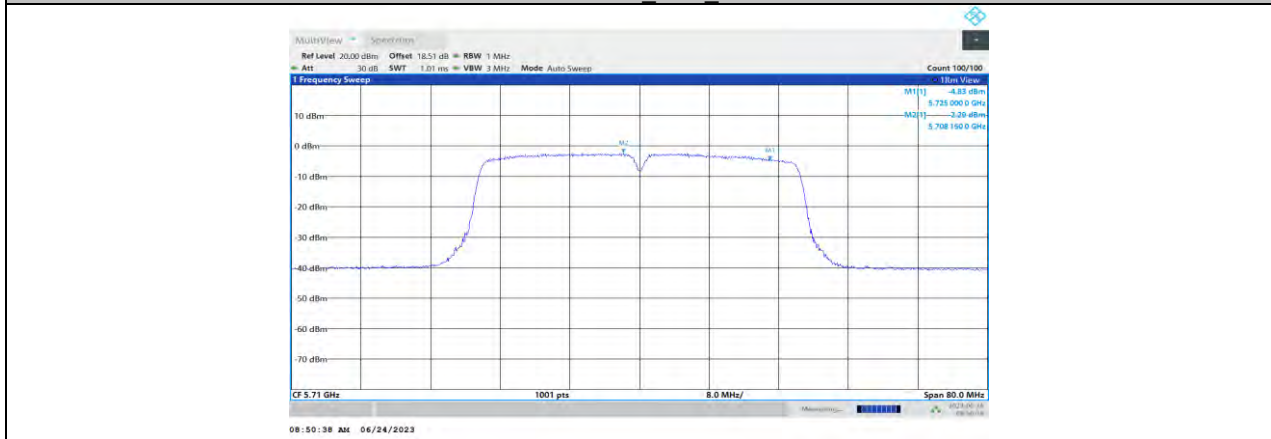
11N40MIMO_Ant2_5550



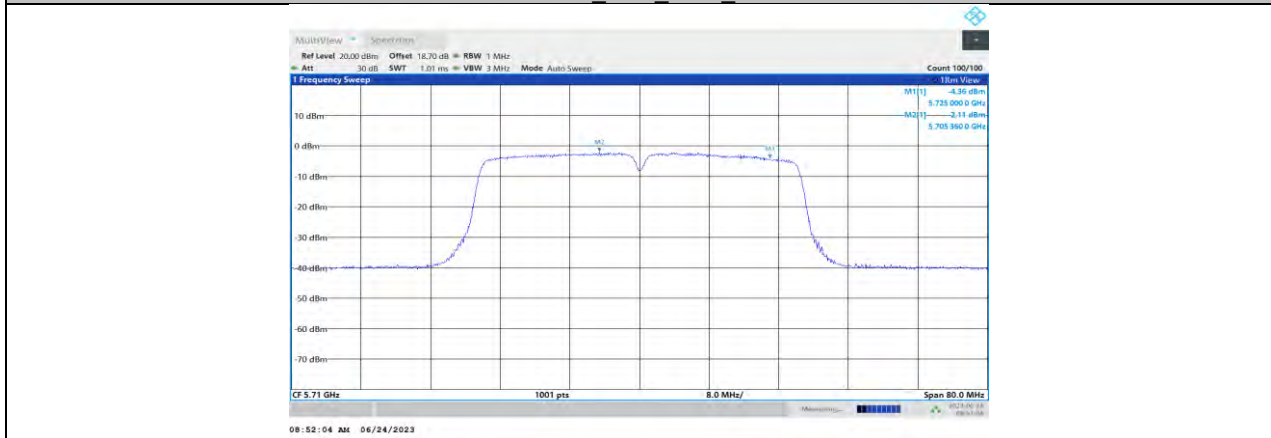
11N40MIMO_Ant1_5670



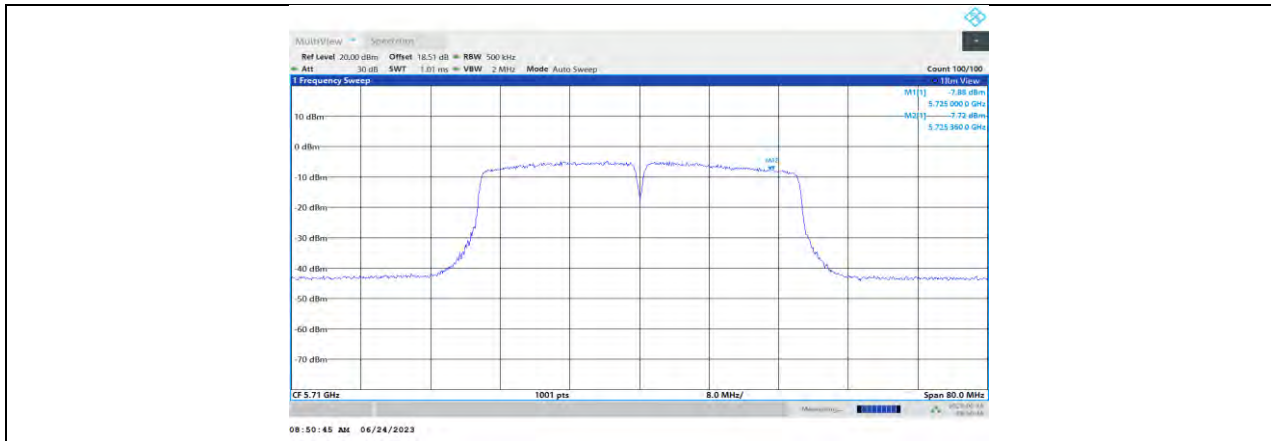
11N40MIMO_Ant2_5670



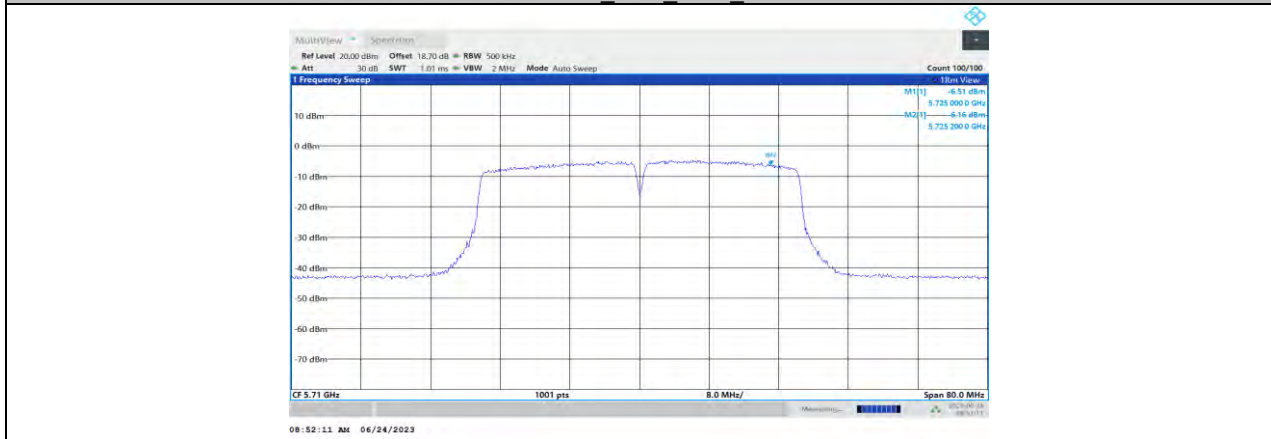
11N40MIMO_Ant1_5710_UNII-2C



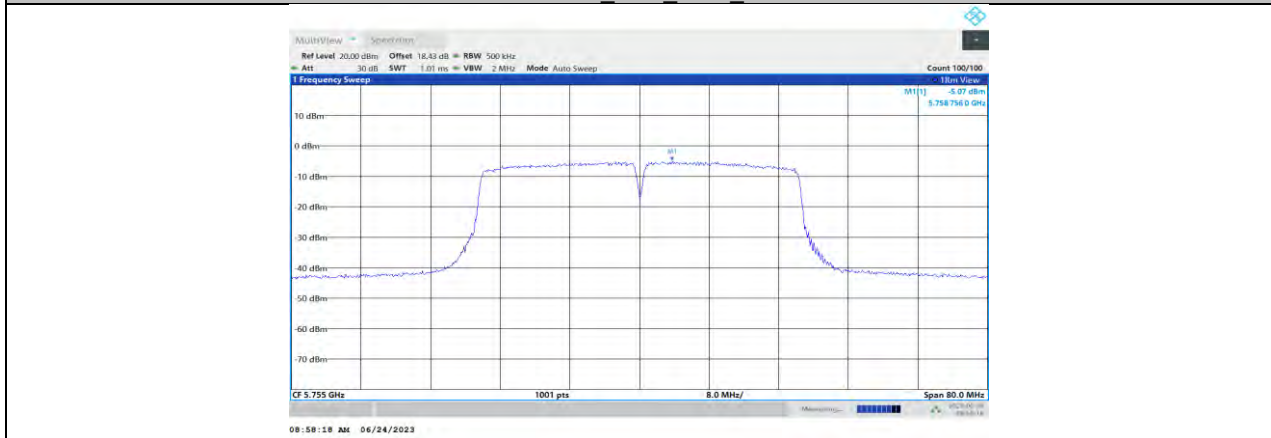
11N40MIMO_Ant2_5710_UNII-2C



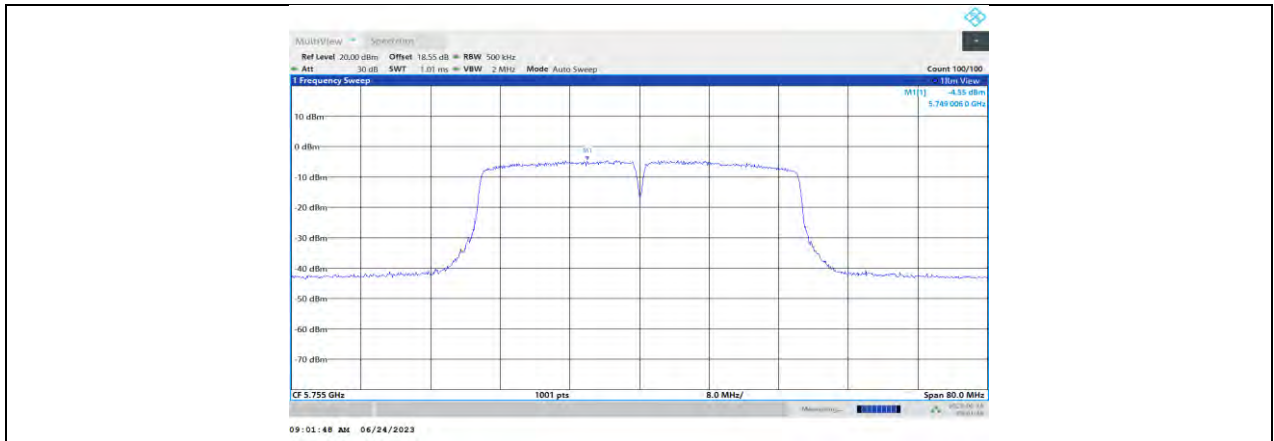
11N40MIMO_Ant1_5710_UNII-3



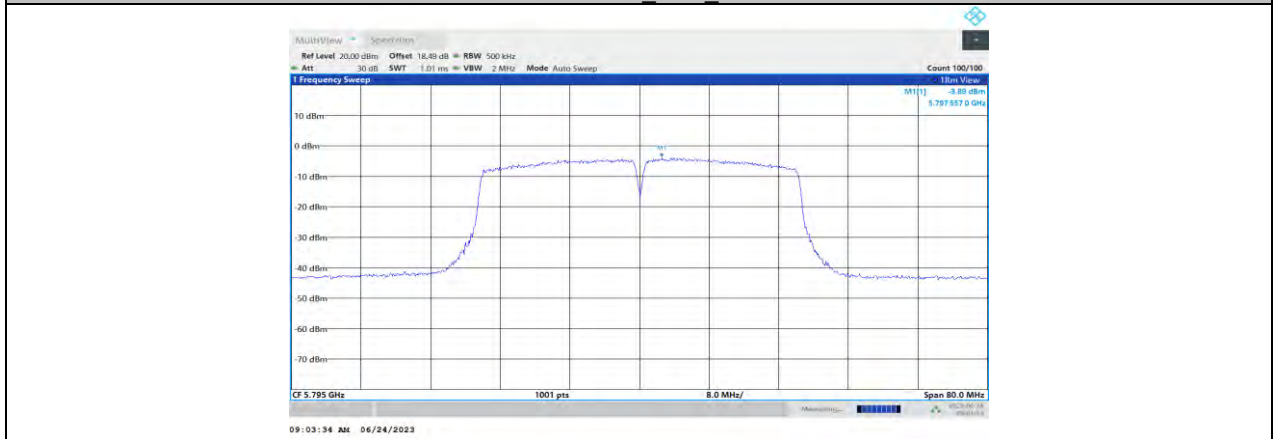
11N40MIMO_Ant2_5710_UNII-3



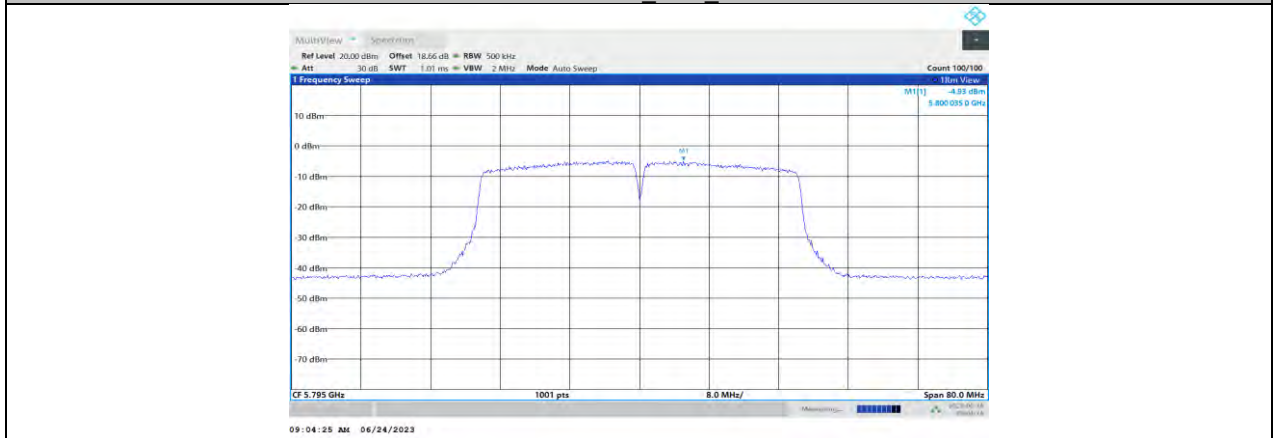
11N40MIMO_Ant1_5755



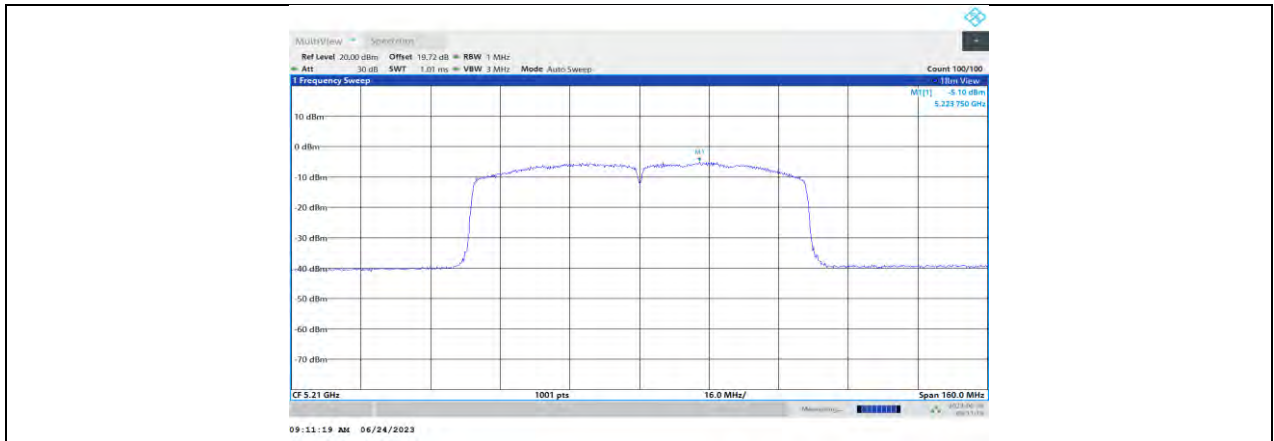
11N40MIMO_Ant2_5755



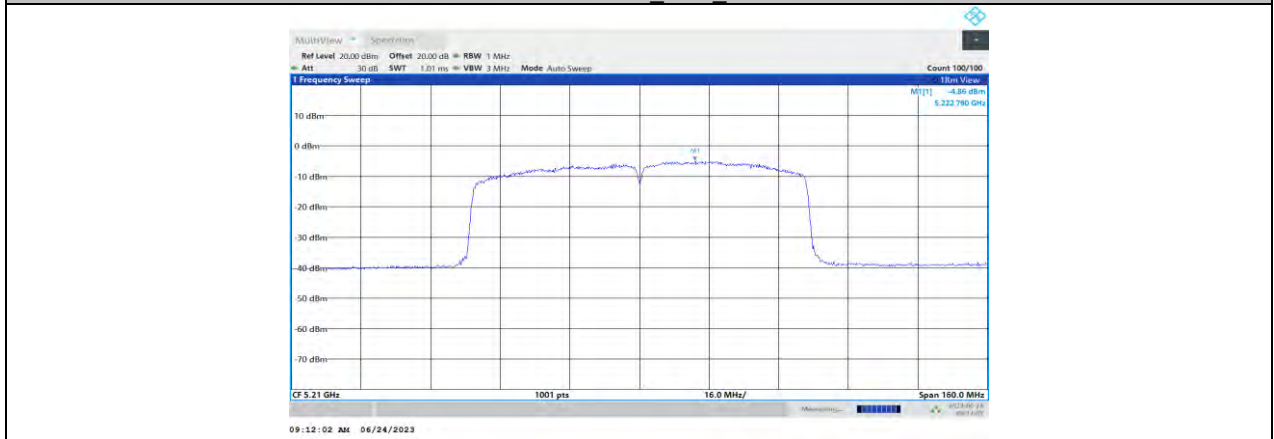
11N40MIMO_Ant1_5795



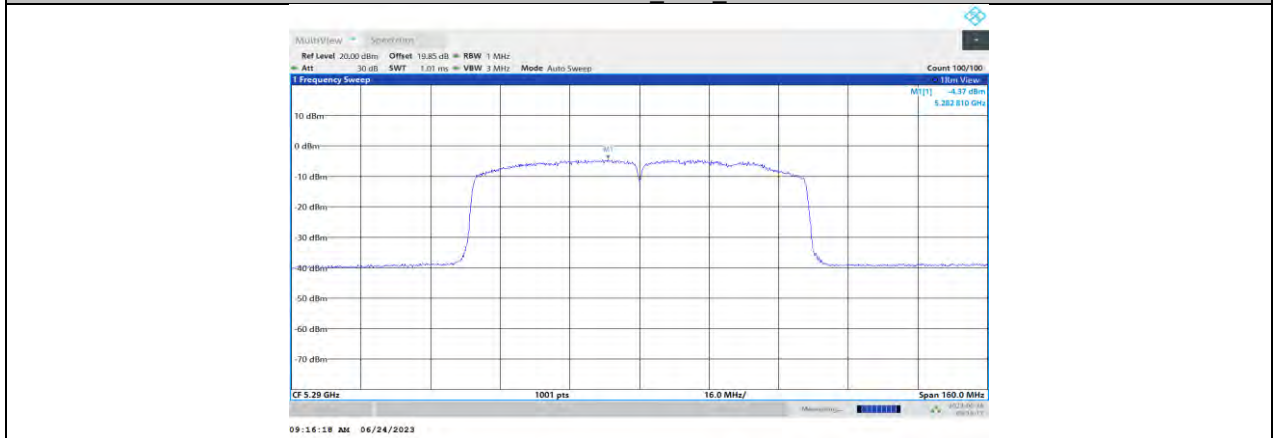
11N40MIMO_Ant2_5795



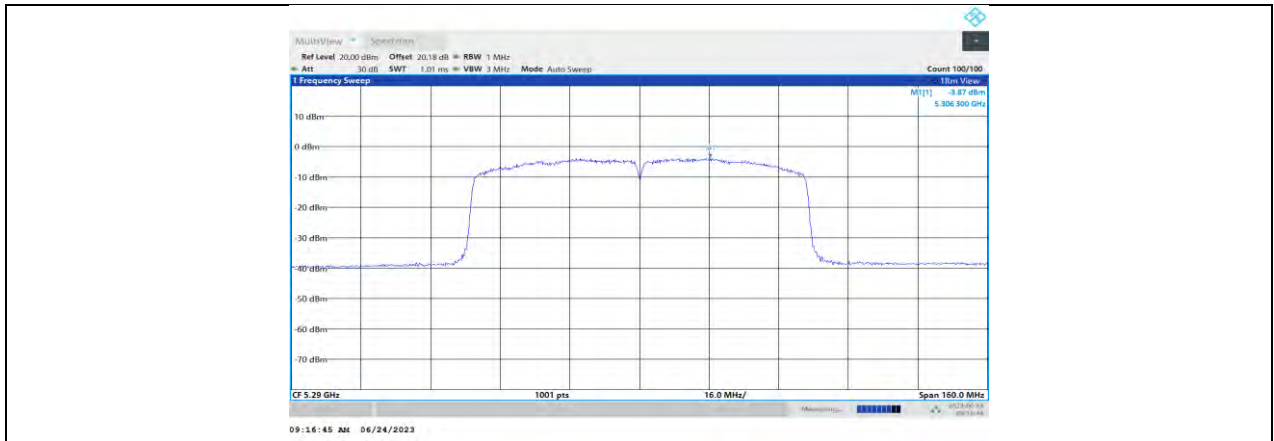
11AC80MIMO_Ant1_5210



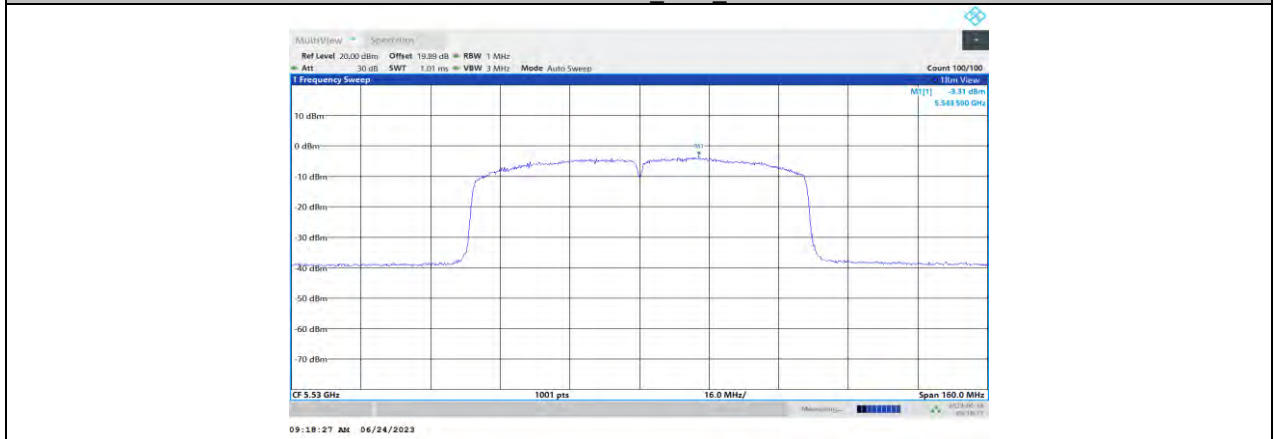
11AC80MIMO_Ant2_5210



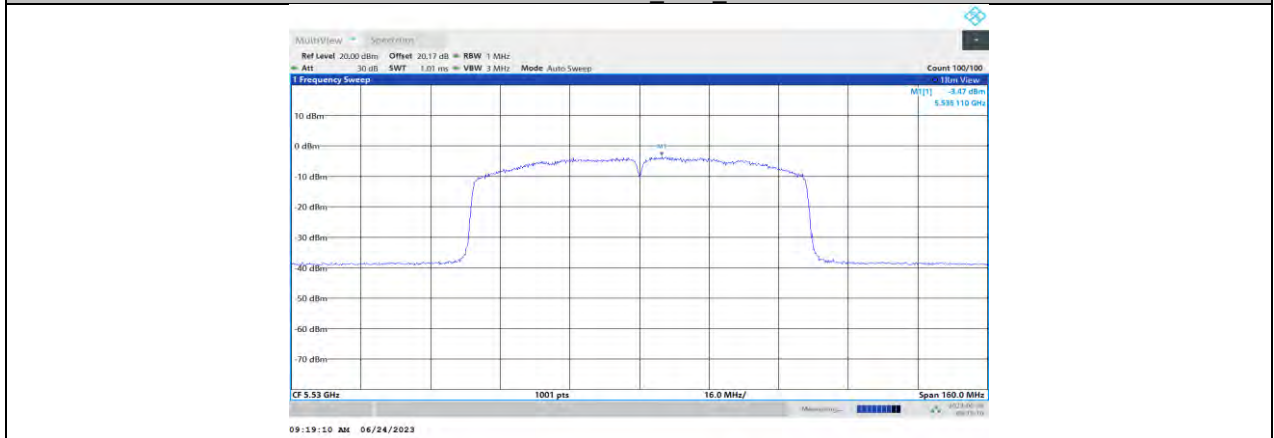
11AC80MIMO_Ant1_5290



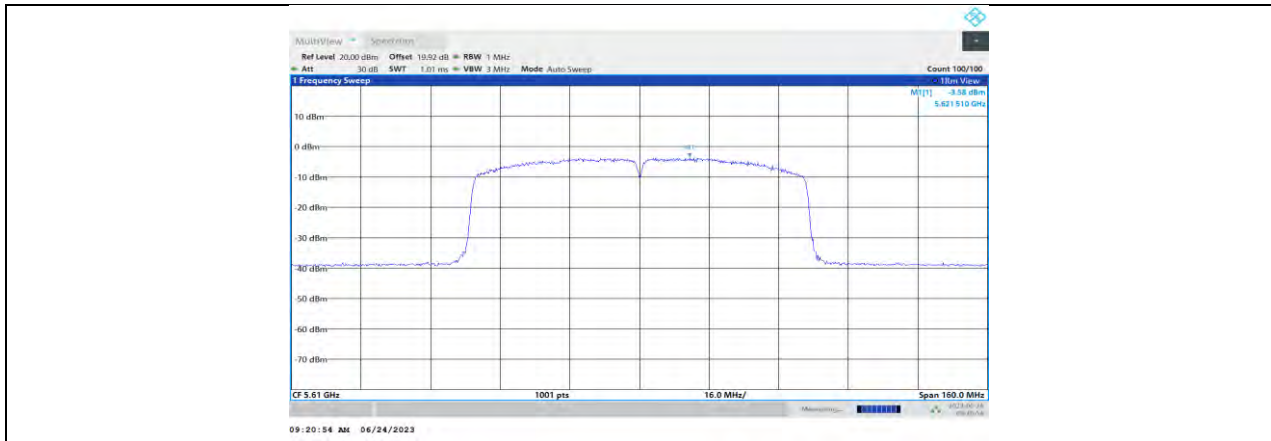
11AC80MIMO_Ant2_5290



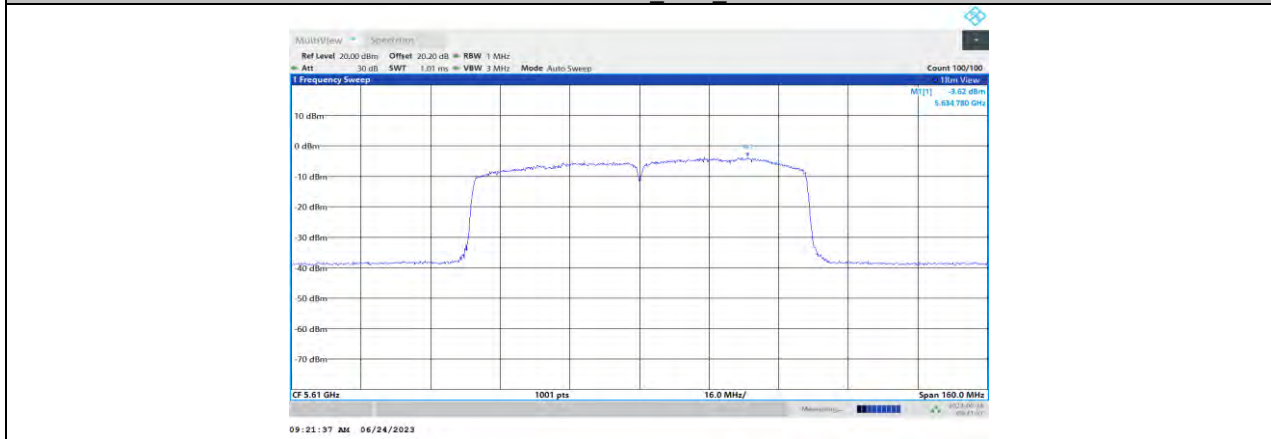
11AC80MIMO_Ant1_5530



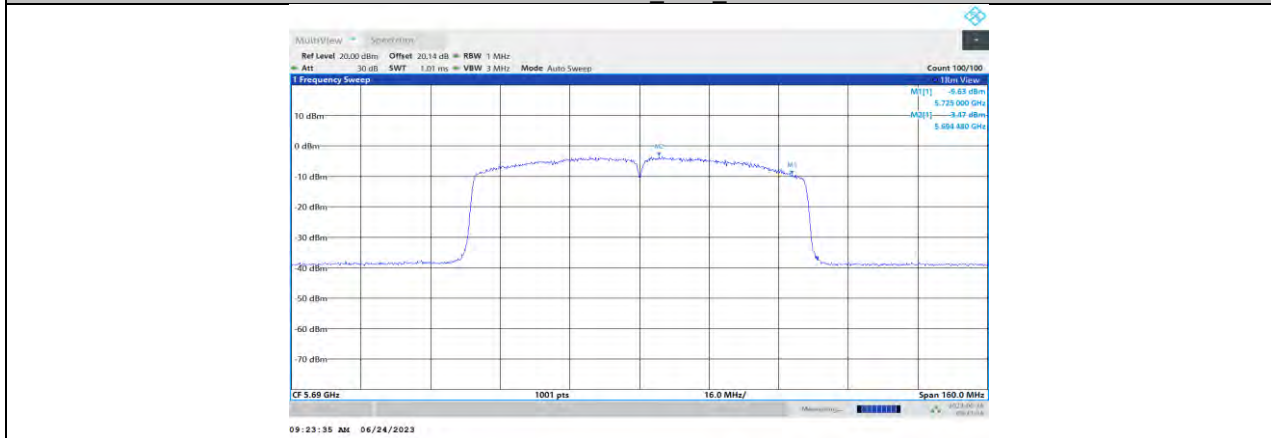
11AC80MIMO_Ant2_5530



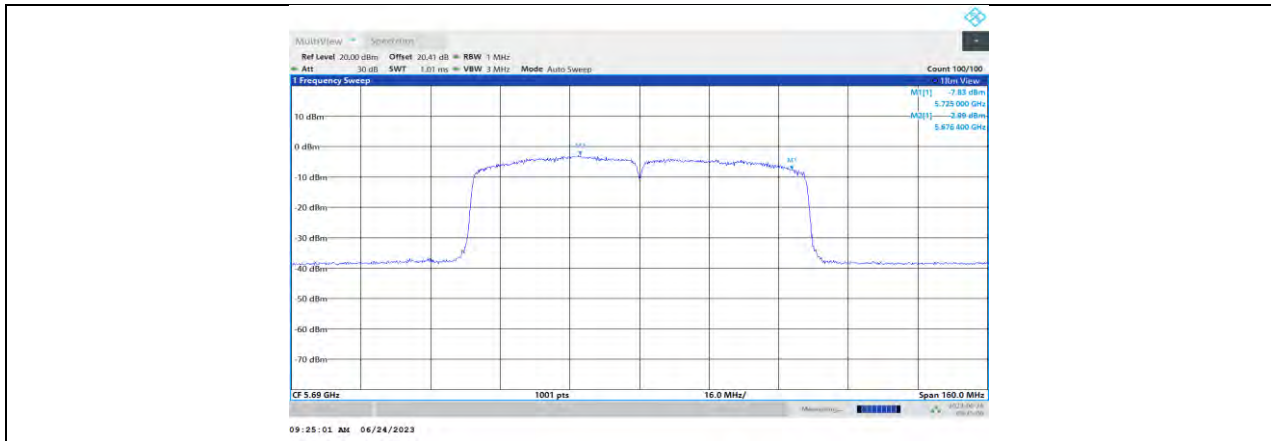
11AC80MIMO_Ant1_5610



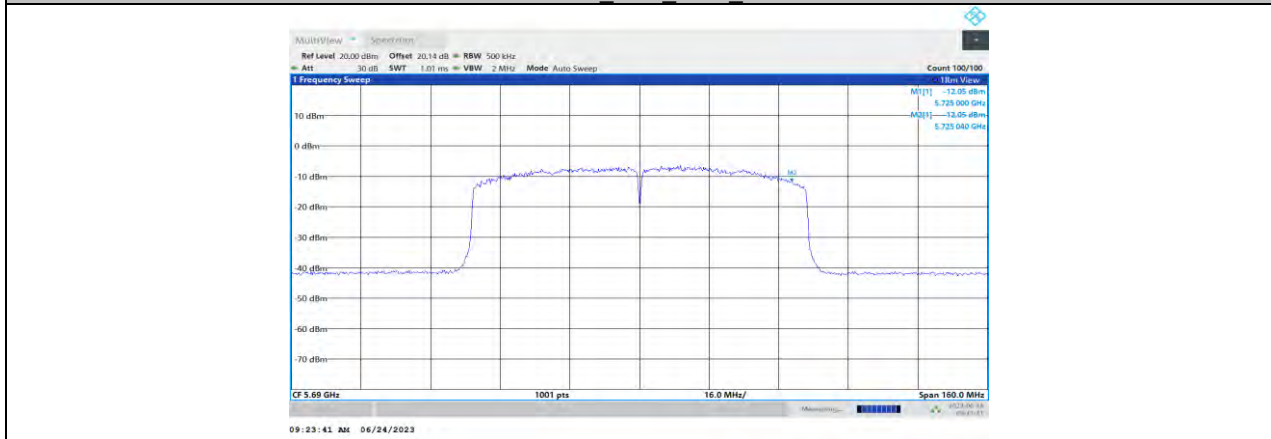
11AC80MIMO_Ant2_5610



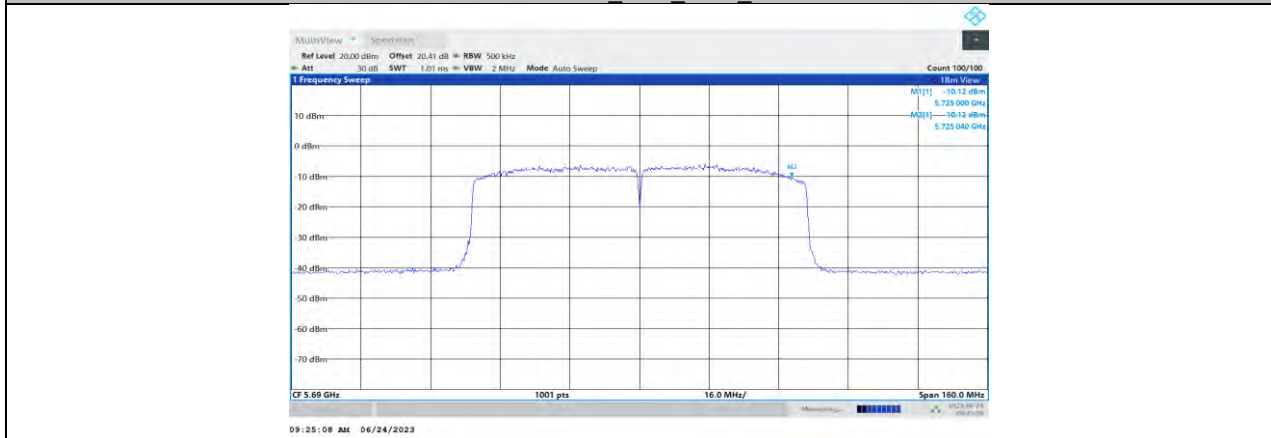
11AC80MIMO_Ant1_5690_UNII-2C



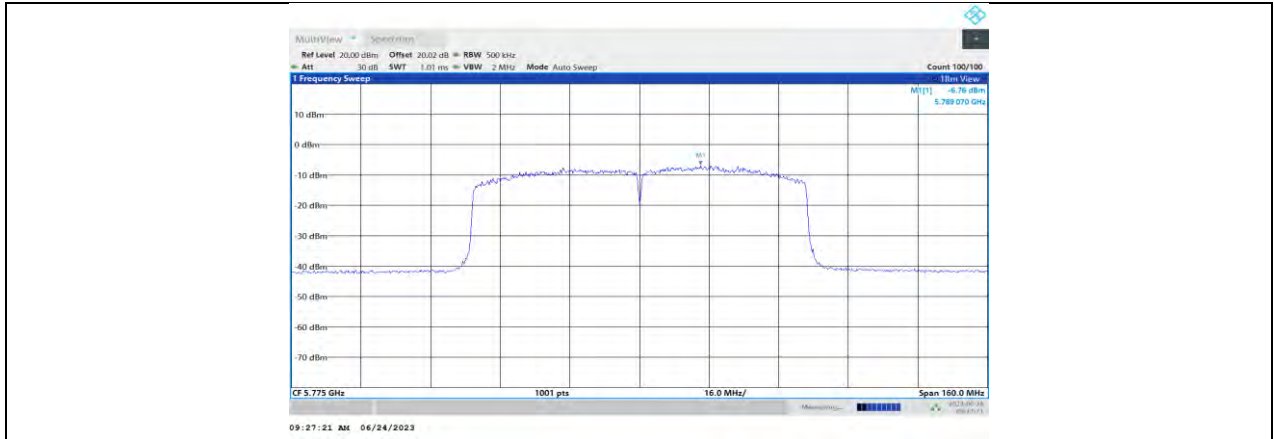
11AC80MIMO_Ant2_5690_UNII-2C



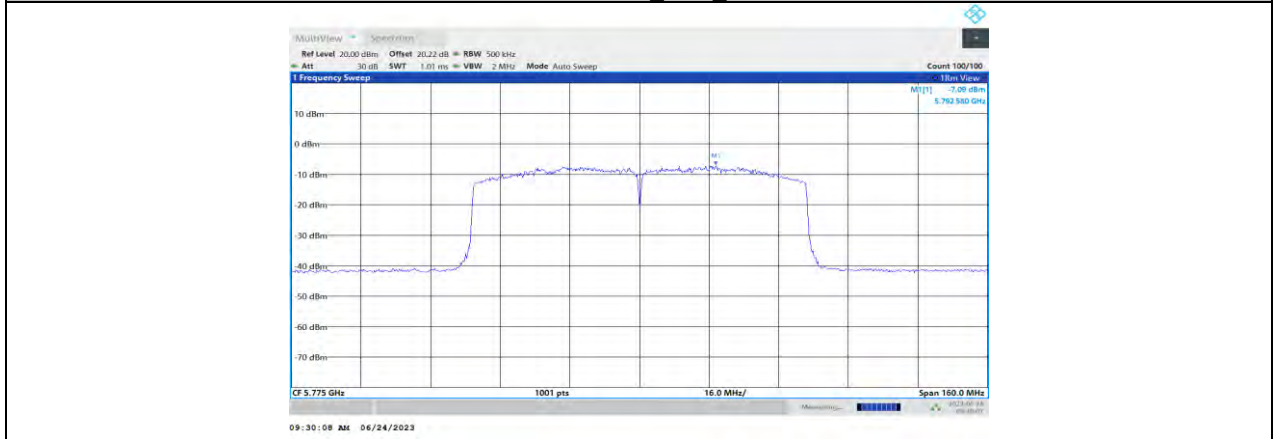
11AC80MIMO_Ant1_5690_UNII-3



11AC80MIMO_Ant2_5690_UNII-3



11AC80MIMO_Ant1_5775



11AC80MIMO_Ant2_5775

11.6. APPENDIX F: FREQUENCY STABILITY

11.6.1. Test Result

Frequency Error vs. Voltage									
802.11a:5200MHz									
Temp.	Volt.	0 Minute		2 Minute		5 Minute		10 Minute	
		Freq.Error (MHz)	Tolerance (ppm)	Freq.Error (MHz)	Tolerance (ppm)	Freq.Error (MHz)	Tolerance (ppm)	Freq.Error (MHz)	Tolerance (ppm)
TN	VL	5199.9894	-2.04	5199.9975	-0.49	5200.0213	4.10	5200.0138	2.65
TN	VN	5200.0015	0.28	5199.9898	-1.97	5200.0116	2.24	5200.0016	0.30
TN	VH	5199.9821	-3.45	5199.9962	-0.73	5199.9893	-2.06	5199.9855	-2.79

Frequency Error vs. Temperature									
802.11a:5200MHz									
Temp.	Volt.	0 Minute		2 Minute		5 Minute		10 Minute	
		Freq.Error (MHz)	Tolerance (ppm)	Freq.Error (MHz)	Tolerance (ppm)	Freq.Error (MHz)	Tolerance (ppm)	Freq.Error (MHz)	Tolerance (ppm)
70	VN	5199.9951	-0.94	5200.0048	0.92	5199.9799	-3.86	5200.0240	4.62
60	VN	5199.9946	-1.04	5200.0212	4.07	5200.0061	1.18	5199.9850	-2.88
50	VN	5199.9867	-2.56	5200.0093	1.78	5199.9998	-0.03	5199.9920	-1.53
40	VN	5199.9786	-4.11	5200.0166	3.20	5200.0078	1.49	5200.0121	2.33
30	VN	5200.0071	1.36	5200.0215	4.14	5199.9953	-0.90	5199.9896	-1.99
20	VN	5199.9894	-2.05	5200.0178	3.41	5199.9760	-4.62	5200.0230	4.42
10	VN	5199.9901	-1.90	5199.9927	-1.40	5199.9983	-0.32	5199.9992	-0.15
0	VN	5199.9898	-1.95	5199.9919	-1.56	5199.9953	-0.90	5200.0033	0.64

Note:

1. All antennas, test modes and test channels have been tested, only the worst data record in the report.
2. For the detail Test Conditions, please refer to section 7.5 TEST ENVIRONMENT.

11.7. APPENDIX G: DUTY CYCLE

11.7.1. Test Result

Test Mode	On Time (msec)	Period (msec)	Duty Cycle x (Linear)	Duty Cycle (%)	Duty Cycle Correction Factor (dB)	1/T Minimum VBW (kHz)	Final setting For VBW (kHz)
11A	1.36	1.86	0.7312	73.12	1.36	0.74	1
11N20MIMO	1.28	1.78	0.7191	71.91	1.43	0.78	1
11N40MIMO	0.64	1.14	0.5614	56.14	2.51	1.56	2
11AC80MIMO	0.32	0.82	0.3902	39.02	4.09	3.13	4

Note:

Duty Cycle Correction Factor=10log (1/x).

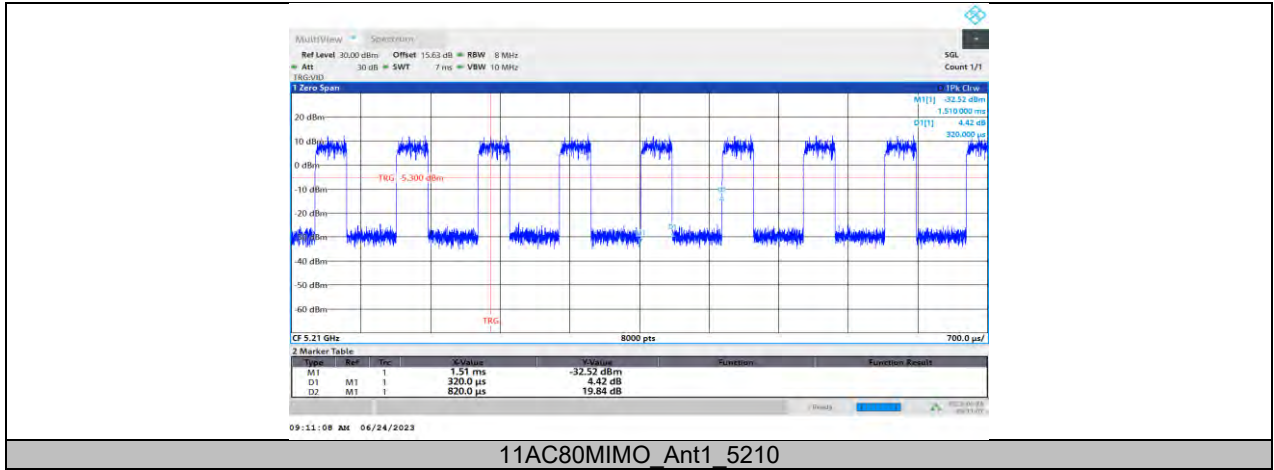
Where: x is Duty Cycle (Linear)

Where: T is On Time

If that calculated VBW is not available on the analyzer then the next higher value should be used.

11.7.2. Test Graphs





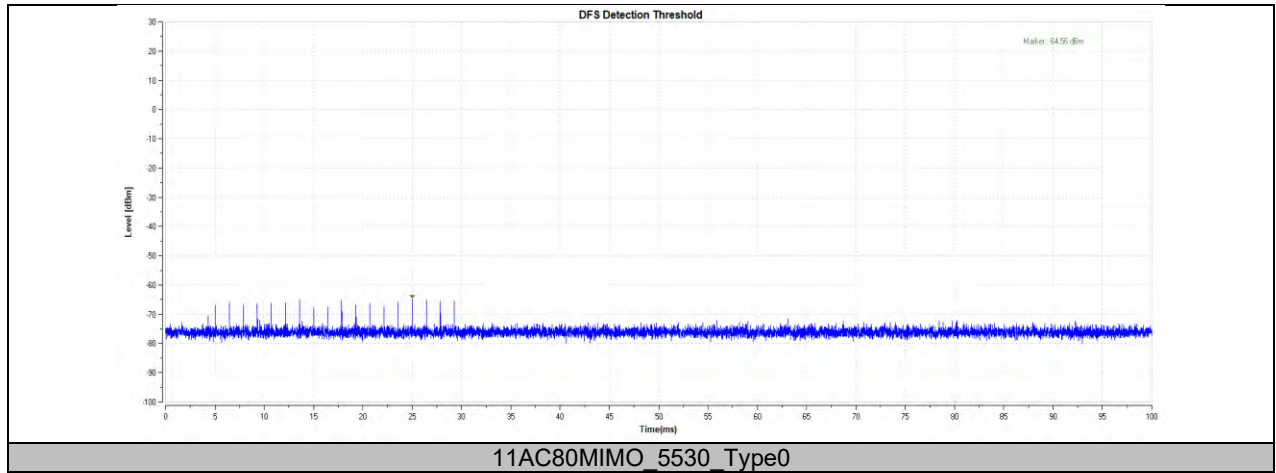
11.8. APPENDIX H: DFS DETECTION THRESHOLDS

11.8.1. Test Result

Test Mode	Channel	Radar Type	Result	Limit[dbm]	Verdict
11AC80MIMO	5530	Type0	-64.56	-56.13	PASS

Note: All the modes have been tested, only the worst data recorded in the report.

11.8.2. Test Graphs



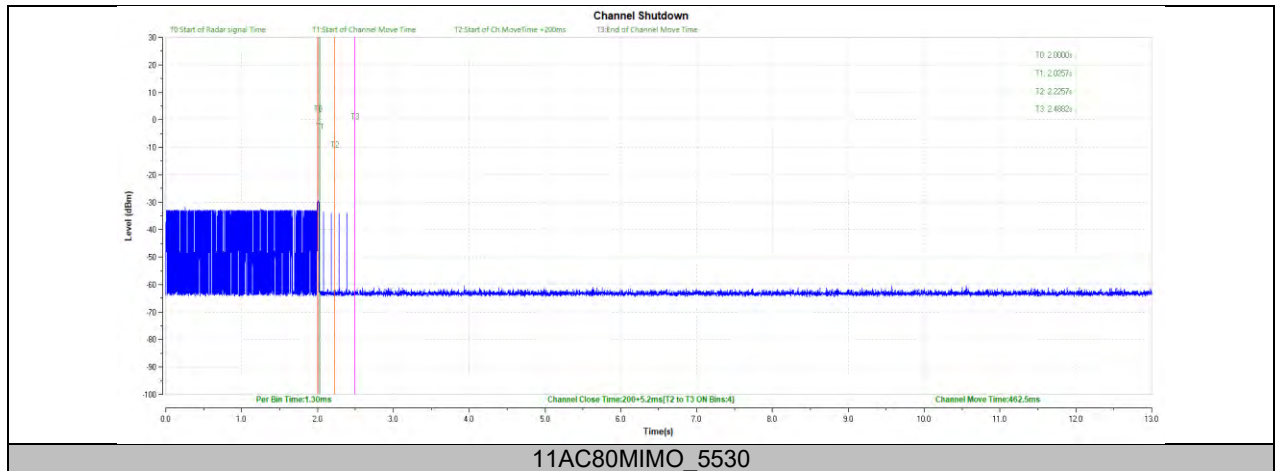
11.9. APPENDIX I: CHANNEL MOVE TIME AND CHANNEL CLOSING TRANSMISSION TIME

11.9.1. Test Result

Test Mode	Channel	CCT[ms]	Limit[ms]	CMT[ms]	Limit[ms]	Verdict
11AC80MIMO	5530	200+5.2	200+60	462.5	10000	PASS

Note: All the modes have been tested, only the worst data recorded in the report.

11.9.2. Test Graphs



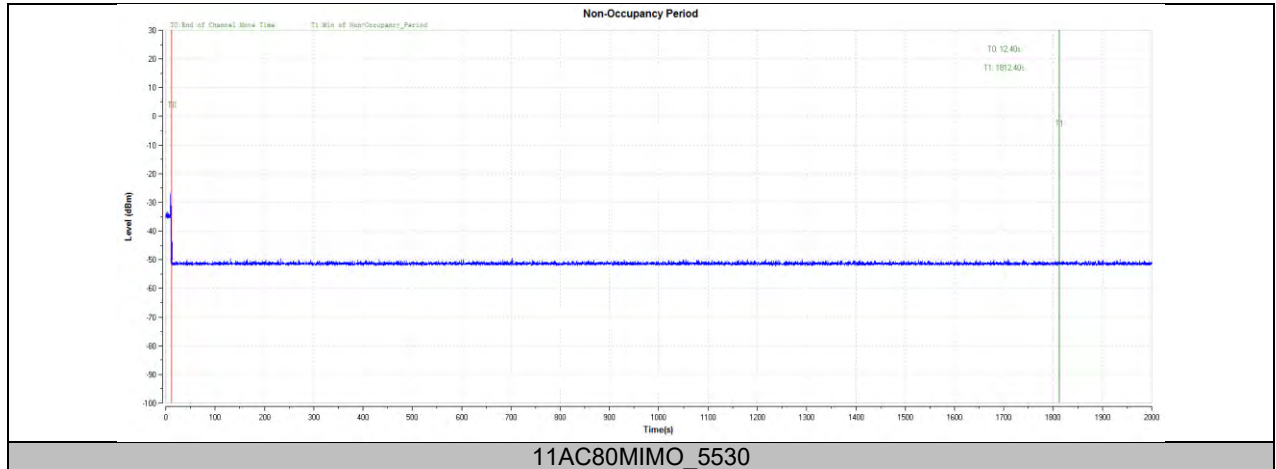
11.10. APPENDIX J: NON-OCCUPANCY PERIOD

Test Result

Test Mode	Channel	Result	Limit[s]	Verdict
11AC80MIMO	5530	see test graph	≥1800	PASS

Note: All the modes have been tested, only the worst data recorded in the report.

11.10.1. Test Graphs



END OF REPORT