



**中认信通**  
CHINA CERTIFICATION ICT CO., LTD (DONGGUAN)



## TEST REPORT

**Applicant: SHENZHEN IP-COM NETWORKS CO.,LTD.**

Address: Unit A, First Floor, Tower E3, No. 1001, Zhongshanyuan Road, Nanshan District, Shenzhen, China. 518052

**FCC ID: 2ABZM-IUAPACMV2**

**Product Name: 802.11AC Indoor/Outdoor Wi-Fi Access Point**

**Model Number: iUAP-AC-M**

**Standard(s): 47 CFR Part 15, Subpart E(15.407)  
ANSI C63.10-2013  
KDB 789033 D02 General U-NII Test Procedures New  
Rules v02r01**

The above equipment has been tested and found compliant with the requirement of the relative standards by China Certification ICT Co., Ltd (Dongguan)

**Report Number: CR221156334-00B**

**Date Of Issue: 2022/12/30**

**Reviewed By: Sun Zhong**

*Sun Zhong*

Title: Manager

**Test Laboratory: China Certification ICT Co., Ltd (Dongguan)**  
No. 113, Pingkang Road, Dalang Town, Dongguan,  
Guangdong, China  
Tel: +86-769-82016888

## Test Facility

The Test site used by China Certification ICT Co., Ltd (Dongguan) to collect test data is located on the No. 113, Pingkang Road, Dalang Town, Dongguan, Guangdong, China.

The lab has been recognized as the FCC accredited lab under the KDB 974614 D01 and is listed in the FCC Public Access Link (PAL) database, FCC Registration No. : 442868, the FCC Designation No. : CN1314.

The lab has been recognized by Innovation, Science and Economic Development Canada to test to Canadian radio equipment requirements, the CAB identifier: CN0123.

## Declarations

China Certification ICT Co., Ltd (Dongguan) is not responsible for the authenticity of any test data provided by the applicant. Data included from the applicant that may affect test results are marked with a triangle symbol “▲”. Customer model name, addresses, names, trademarks etc. are not considered data.

Unless otherwise stated the results shown in this test report refer only to the sample(s) tested.

This report cannot be reproduced except in full, without prior written approval of the Company.

This report is valid only with a valid digital signature. The digital signature may be available only under the Adobe software above version 7.0.

This report may contain data that are not covered by the accreditation scope and shall be marked with an asterisk “★”.

## CONTENTS

|   |           |
|---|-----------|
| <b>TEST FACILITY .....</b>  | <b>2</b>  |
| <b>DECLARATIONS.....</b>  | <b>2</b>  |
| <b>1. GENERAL INFORMATION .....</b>                                 | <b>6</b>  |
| <b>1.1 PRODUCT DESCRIPTION FOR EQUIPMENT UNDER TEST (EUT) .....</b> | <b>6</b>  |
| <b>1.2 DESCRIPTION OF TEST CONFIGURATION.....</b>                   | <b>8</b>  |
| 1.2.2 Support Equipment List and Details .....                      | 9         |
| 1.2.3 Support Cable List and Details .....                          | 9         |
| 1.2.4 Block Diagram of Test Setup.....                              | 9         |
| <b>1.3 MEASUREMENT UNCERTAINTY .....</b>                            | <b>11</b> |
| <b>2. SUMMARY OF TEST RESULTS .....</b>                             | <b>12</b> |
| <b>3. REQUIREMENTS AND TEST PROCEDURES .....</b>                    | <b>13</b> |
| <b>3.1 AC LINE CONDUCTED EMISSIONS.....</b>                         | <b>13</b> |
| 3.1.1 Applicable Standard.....                                      | 13        |
| 3.1.2 EUT Setup.....  | 14        |
| 3.1.3 EMI Test Receiver Setup .....                                 | 14        |
| 3.1.4 Test Procedure .....  | 15        |
| 3.1.5 Corrected Amplitude & Margin Calculation.....                 | 15        |
| <b>3.2 RADIATION SPURIOUS EMISSIONS.....</b>                        | <b>16</b> |
| 3.2.1 Applicable Standard.....                                      | 16        |
| 3.2.2 EUT Setup.....  | 17        |
| 3.2.3 EMI Test Receiver & Spectrum Analyzer Setup .....             | 17        |
| 3.2.4 Test Procedure .....  | 18        |
| 3.2.5 Corrected Amplitude & Margin Calculation.....                 | 18        |
| <b>3.3 EMISSION BANDWIDTH: .....</b>                                | <b>19</b> |
| 3.3.1 Applicable Standard.....                                      | 19        |
| 3.3.2 EUT Setup.....  | 19        |
| 3.3.3 Test Procedure .....  | 19        |
| <b>3.4 MAXIMUM CONDUCTED OUTPUT POWER:.....</b>                     | <b>21</b> |
| 3.4.1 Applicable Standard.....                                      | 21        |
| 3.4.2 EUT Setup.....  | 21        |
| 3.4.3 Test Procedure .....  | 22        |
| <b>3.5 MAXIMUM POWER SPECTRAL DENSITY: .....</b>                    | <b>23</b> |
| 3.5.1 Applicable Standard.....                                      | 23        |
| 3.5.2 EUT Setup.....  | 23        |
| 3.5.3 Test Procedure .....  | 24        |
| <b>3.7 DUTY CYCLE:.....</b>   | <b>25</b> |
| 3.7.1 EUT Setup.....  | 25        |
| 3.7.2 Test Procedure .....  | 25        |
| <b>3.8 ANTENNA REQUIREMENT.....</b>                                 | <b>25</b> |
| 3.8.1 Applicable Standard.....                                      | 25        |
| 3.8.2 Judgment.....   | 25        |

**4. Test DATA AND RESULTS..... 26**

**4.1 AC LINE CONDUCTED EMISSIONS.....26**

**4.2 RADIATION SPURIOUS EMISSIONS .....29**

**4.3 EMISSION BANDWIDTH: .....48**

**4.4 MAXIMUM CONDUCTED OUTPUT POWER: .....70**

**4.5 MAXIMUM POWER SPECTRAL DENSITY: .....73**

**4.6 DUTY CYCLE:.....96**

**5. RF EXPOSURE EVALUATION ..... 99**

**5.1 APPLICABLE STANDARD.....99**

**5.2 MEASUREMENT RESULT .....100**

## DOCUMENT REVISION HISTORY

| Revision Number | Report Number   | Description of Revision | Date of Revision |
|-----------------|-----------------|-------------------------|------------------|
| 1.0             | CR221156334-00B | Original Report         | 2022/12/30       |

## 1. GENERAL INFORMATION

### 1.1 Product Description for Equipment under Test (EUT)

#### 1.1.1 General:

|  |  |
|--|--|
| <b>EUT Name:</b>                                 | 802.11AC Indoor/Outdoor Wi-Fi Access Point   |
| <b>EUT Model:</b>                                | iUAP-AC-M  |
| <b>Operation Frequency:</b>                      | 5180-5240 MHz (802.11a/n ht20/ac vht20)<br>5190-5230 MHz(802.11n ht40/ac vht40)<br>5210 MHz(802.11ac vht80)<br>5745-5825 MHz (802.11a/n ht20/ac vht20)<br>5755-5795 MHz(802.11n ht40/ac vht40)<br>5775 MHz(802.11ac vht80) |
| <b>Maximum Average Output Power (Conducted):</b> | 17.31 dBm (5150-5250 MHz)<br>24.64 dBm (5725-5850 MHz)   |
| <b>Modulation Type:</b>                          | 802.11a/n/ac:OFDM-BPSK, QPSK, 16QAM, 64QAM,256QAM  |
| <b>Rated Input Voltage:</b>                      | DC 24V from PoE  |
| <b>Serial Number:</b>                            | 1RM1   |
| <b>EUT Received Date:</b>                        | 2022/11/28   |
| <b>EUT Received Status:</b>                      | Good   |

#### 1.1.2 Operation Frequency Detail:

##### For 802.11a/n ht20/ac vht20:

| 5150-5250MHz Band   |                 | 5725-5850MHz Band |                 |
|---|-----------------|-------------------|-----------------|
| Channel   | Frequency (MHz) | Channel           | Frequency (MHz) |
| 36  | 5180            | 149               | 5745            |
| 40  | 5200            | 153               | 5765            |
| 44  | 5220            | 157               | 5785            |
| 48  | 5240            | 161               | 5805            |
| /   | /               | 165               | 5825            |
| Per section 15.31(m), the below frequencies were performed the test as below: |                 |                   |                 |
| 36  | 5180            | 149               | 5745            |
| 40  | 5200            | 157               | 5785            |
| 48  | 5240            | 165               | 5825            |

##### For 802.11n ht40/ac vht40:

| 5150-5250MHz Band   |                 | 5725-5850MHz Band |                 |
|---|-----------------|-------------------|-----------------|
| Channel   | Frequency (MHz) | Channel           | Frequency (MHz) |
| 38  | 5190            | 151               | 5755            |
| 46  | 5230            | 159               | 5795            |
| Per section 15.31(m), the below frequencies were performed the test as below: |                 |                   |                 |
| 38  | 5190            | 151               | 5755            |
| 46  | 5230            | 159               | 5795            |

**For 802.11ac vht80:**

| 5150-5250MHz Band   |                 | 5725-5850MHz Band |                 |
|---|-----------------|-------------------|-----------------|
| Channel   | Frequency (MHz) | Channel           | Frequency (MHz) |
| 42  | 5210            | 155               | 5775            |
| Per section 15.31(m), the below frequencies were performed the test as below: |                 |                   |                 |
| 42  | 5210            | 155               | 5775            |

**1.1.3 Antenna Information Detail▲:**

| Antenna Chain | Manufacturer                                   | Antenna Type | input impedance (Ohm) | Frequency Range | Antenna Gain |
|---------------|--|--------------|-----------------------|-----------------|--------------|
| Chain 0       | SHENZHEN IP-COM NETWORKS CO.,LTD.              | Dipole       | 50                    | 2400-2500MHz    | 3.98 dBi     |
|               |  |              |                       | 5150-5250MHz    | 3.39 dBi     |
|               |  |              |                       | 5725-5850MHz    | 4.63 dBi     |
| Chain 1       | SHENZHEN HEWEISHUN NETWORK TECHNOLOGY CO.,LTD. | Dipole       | 50                    | 2400-2500MHz    | 3.98 dBi     |
|               |  |              |                       | 5150-5250MHz    | 3.39 dBi     |
|               |  |              |                       | 5725-5850MHz    | 4.63 dBi     |

The Method of §15.203 Compliance:

- Antenna must be permanently attached to the unit.  
 Antenna must use a unique type of connector to attach to the EUT.  
 Unit must be professionally installed, and installer shall be responsible for verifying that the correct antenna is employed with the unit.

**1.1.4 Accessory Information:**

| Accessory Description | Manufacturer                                   | Model        | Parameters  |
|-----------------------|--|--------------|---|
| PoE Adapter           | SHENZHEN HEWEISHUN NETWORK TECHNOLOGY CO.,LTD. | BN060-P12024 | Input: 100-240V, 50/60Hz, 0.3A<br>Output: 24V, 0.5A |

## 1.2 Description of Test Configuration

### 1.2.1 EUT Operation Condition:

| <b>EUT Operation Mode:</b>  |               | The system was configured for testing in Engineering Mode, which was provided by the manufacturer. |           |                     |         |
|---|---------------|--|-----------|---------------------|---------|
| <b>Equipment Modifications:</b>   |               | No   |           |                     |         |
| <b>EUT Exercise Software:</b>   |               | MP_TEST  |           |                     |         |
| The software was provided by manufacturer. The maximum power was configured as below, that was provided by the manufacturer ▲:  |               |  |           |                     |         |
| <b>5150-5250 MHz Band:</b>  |               |  |           |                     |         |
| Test Modes  | Test Channels | Test Frequency (MHz)   | Data rate | Power Level Setting |         |
|   |               |  |           | Chain 0             | Chain 1 |
| 802.11a   | Lowest        | 5180   | 6Mbps     | 46                  | 46      |
|   | Middle        | 5200   | 6Mbps     | 46                  | 46      |
|   | Highest       | 5240   | 6Mbps     | 46                  | 46      |
| 802.11n ht20  | Lowest        | 5180   | MCS8      | 30                  | 30      |
|   | Middle        | 5200   | MCS8      | 30                  | 30      |
|   | Highest       | 5240   | MCS8      | 30                  | 30      |
| 802.11n ht40  | Lowest        | 5190   | MCS8      | 38                  | 38      |
|   | Highest       | 5230   | MCS8      | 38                  | 38      |
| 802.11ac vht20  | Lowest        | 5180   | MCS8      | 33                  | 30      |
|   | Middle        | 5200   | MCS8      | 33                  | 30      |
|   | Highest       | 5240   | MCS8      | 33                  | 30      |
| 802.11ac vht40  | Lowest        | 5190   | MCS8      | 38                  | 38      |
|   | Highest       | 5230   | MCS8      | 38                  | 38      |
| 802.11ac vht80  | Middle        | 5210   | MCS8      | 43                  | 43      |
| <b>5725-5850 MHz Band:</b>  |               |  |           |                     |         |
| Test Modes  | Test Channels | Test Frequency (MHz)   | Data rate | Power Level Setting |         |
|   |               |  |           | Chain 0             | Chain 1 |
| 802.11a   | Lowest        | 5745   | 6Mbps     | 90                  | 90      |
|   | Middle        | 5785   | 6Mbps     | 127                 | 127     |
|   | Highest       | 5825   | 6Mbps     | 105                 | 103     |
| 802.11n ht20  | Lowest        | 5745   | MCS8      | 90                  | 90      |
|   | Middle        | 5785   | MCS8      | 127                 | 127     |
|   | Highest       | 5825   | MCS8      | 110                 | 110     |
| 802.11n ht40  | Lowest        | 5755   | MCS8      | 90                  | 90      |
|   | Highest       | 5795   | MCS8      | 100                 | 100     |
| 802.11ac vht20  | Lowest        | 5745   | MCS8      | 100                 | 100     |
|   | Middle        | 5785   | MCS8      | 127                 | 127     |
|   | Highest       | 5825   | MCS8      | 115                 | 115     |
| 802.11ac vht40  | Lowest        | 5755   | MCS8      | 100                 | 100     |
|   | Highest       | 5795   | MCS8      | 100                 | 100     |
| 802.11ac vht80  | Middle        | 5775   | MCS8      | 70                  | 70      |
| The above are the worst-case data rates, which are determined for each mode based upon investigations by measuring the average power and PSD across all data rates, bandwidths, and modulations. The device supports SISO in all modes, and MIMO 2T2R in 802.11n/ac modes, per pretest, 2T2R mode was the worst mode and reported for 802.11n/ac modes. |               |  |           |                     |         |



**1.2.2 Support Equipment List and Details**

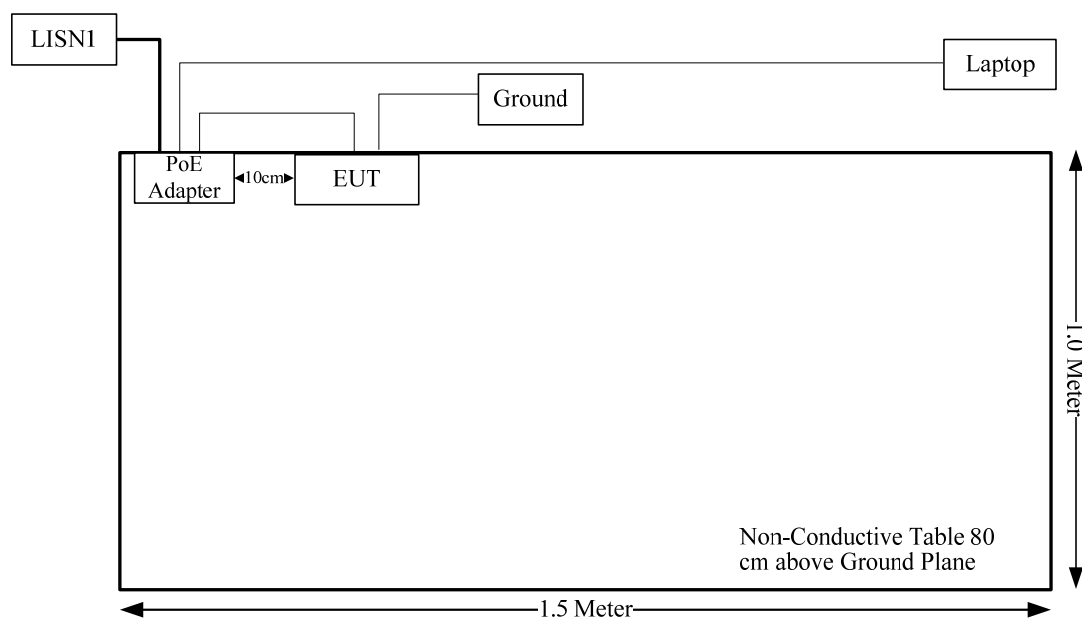
| Manufacturer | Description | Model | Serial Number |
|--------------|-------------|-------|---------------|
| Lenovo       | Laptop      | T460S | 60PDTEK8      |

**1.2.3 Support Cable List and Details**

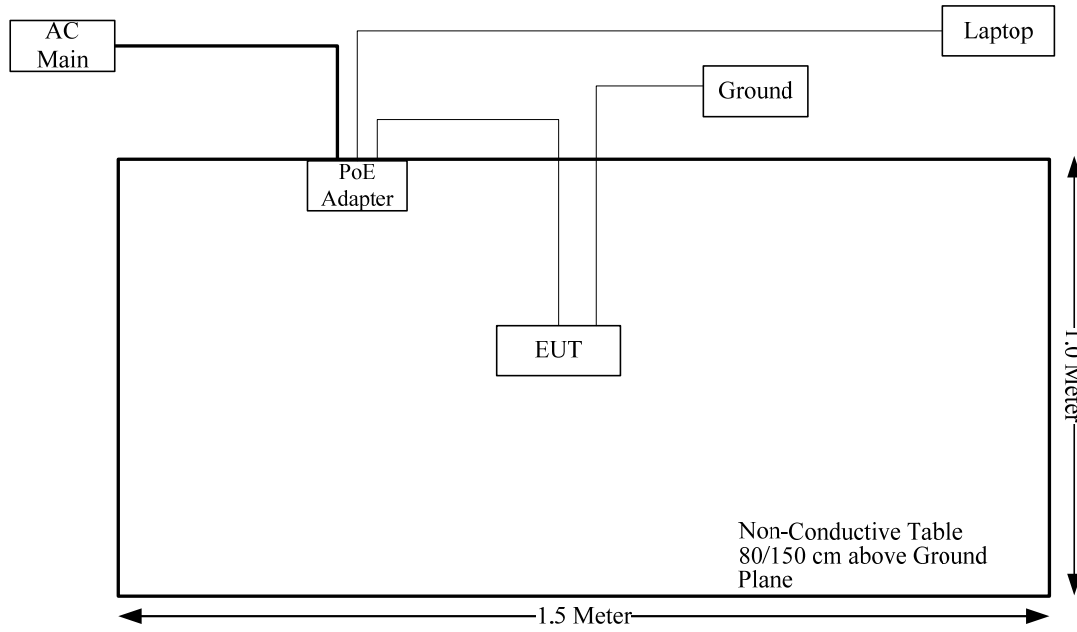
| Cable Description | Shielding Type | Ferrite Core | Length (m) | From Port   | To     |
|-------------------|----------------|--------------|------------|-------------|--------|
| RJ45 Cable        | Yes            | No           | 5.0        | PoE Adapter | Laptop |
| RJ45 Cable        | Yes            | No           | 1.0        | PoE Adapter | EUT    |
| Ground Cable      | No             | No           | 1.2        | EUT         | Ground |

**1.2.4 Block Diagram of Test Setup**

AC line conducted emissions:



Spurious Emissions:



### 1.3 Measurement Uncertainty

Otherwise required by the applicant or Product Regulations, Decision Rule in this report did not consider the uncertainty. The extended uncertainty given in this report is obtained by combining the standard uncertainty times the coverage factor K with the 95% confidence interval.

| Parameter                         | Measurement Uncertainty   |
|-----------------------------------|---|
| Occupied Channel Bandwidth        | ±5 %  |
| RF output power, conducted        | ±0.61dB   |
| Power Spectral Density, conducted | ±0.61 dB  |
| Unwanted Emissions, radiated      | 30M~200MHz: 4.15 dB,200M~1GHz: 5.61 dB,1G~6GHz: 5.14 dB,<br>6G~18GHz: 5.93 dB,18G~26.5G:5.47 dB,26.5G~40G:5.63 dB |
| Unwanted Emissions, conducted     | ±1.26 dB  |
| Temperature                       | ±1 °C   |
| Humidity                          | ±5%   |
| DC and low frequency voltages     | ±0.4%   |
| Duty Cycle                        | 1%  |
| AC Power Lines Conducted Emission | 2.8 dB (150 kHz to 30 MHz)  |

## 2. SUMMARY OF TEST RESULTS

| Standard(s) Section                | Test Items                             | Result    |
|------------------------------------|--|-----------|
| FCC§15.207(a)                      | AC line conducted emissions            | Compliant |
| FCC§15.205& §15.209<br>&§15.407(b) | Undesirable Emission& Restricted Bands | Compliant |
| FCC§15.407(a) (e)                  | Emission Bandwidth                     | Compliant |
| FCC§15.407(a)                      | Conducted Transmitter Output Power     | Compliant |
| FCC§15.407 (a)                     | Power Spectral Density                 | Compliant |
| FCC§15.203                         | Antenna Requirement                    | Compliant |
| §15.407 (f) & §1.1307 &<br>§2.1091 | RF Exposure Evaluation                 | Compliant |

### 3. REQUIREMENTS AND TEST PROCEDURES

#### 3.1 AC Line Conducted Emissions

##### 3.1.1 Applicable Standard

FCC§15.207(a).

(a) Except as shown in paragraphs (b) and (c) of this section, for an intentional radiator that is designed to be connected to the public utility (AC) power line, the radio frequency voltage that is conducted back onto the AC power line on any frequency or frequencies, within the band 150 kHz to 30 MHz, shall not exceed the limits in the following table, as measured using a 50  $\mu$ H/50 ohms line impedance stabilization network (LISN). Compliance with the provisions of this paragraph shall be based on the measurement of the radio frequency voltage between each power line and ground at the power terminal. The lower limit applies at the boundary between the frequency ranges.

| Frequency of emission (MHz) | Conducted limit (dB $\mu$ V) |           |
|-----------------------------|------------------------------|-----------|
|                             | Quasi-peak                   | Average   |
| 0.15-0.5                    | 66 to 56*                    | 56 to 46* |
| 0.5-5                       | 56                           | 46        |
| 5-30                        | 60                           | 50        |

\*Decreases with the logarithm of the frequency.

(b) The limit shown in paragraph (a) of this section shall not apply to carrier current systems operating as intentional radiators on frequencies below 30 MHz. In lieu thereof, these carrier current systems shall be subject to the following standards:

(1) For carrier current system containing their fundamental emission within the frequency band 535-1705 kHz and intended to be received using a standard AM broadcast receiver: no limit on conducted emissions.

(2) For all other carrier current systems: 1000  $\mu$ V within the frequency band 535-1705 kHz, as measured using a 50  $\mu$ H/50 ohms LISN.

(3) Carrier current systems operating below 30 MHz are also subject to the radiated emission limits in §15.205, §15.209, §15.221, §15.223, or §15.227, as appropriate.

(c) Measurements to demonstrate compliance with the conducted limits are not required for devices which only employ battery power for operation and which do not operate from the AC power lines or contain provisions for operation while connected to the AC power lines. Devices that include, or make provisions for, the use of battery chargers which permit operating while charging, AC adapters or battery eliminators or that connect to the AC power lines indirectly, obtaining their power through another device which is connected to the AC power lines, shall be tested to demonstrate compliance with the conducted limits.

### 3.1.2 EUT Setup



- Note: 1. Support units were connected to second LISN.  
 2. Both of LISNs (AMN) 80 cm from EUT and at the least 80 cm from other units and other metal planes support units.

The setup of EUT is according with per ANSI C63.10-2013 measurement procedure. The specification used was with the FCC Part 15.207 limits.

The spacing between the peripherals was 10 cm.

The adapter or EUT was connected to the main LISN with a 120 V/60 Hz AC power source.

### 3.1.3 EMI Test Receiver Setup

The EMI test receiver was set to investigate the spectrum from 150 kHz to 30 MHz.

During the conducted emission test, the EMI test receiver was set with the following configurations:

| Frequency Range  | IF B/W |
|------------------|--------|
| 150 kHz – 30 MHz | 9 kHz  |

### 3.1.4 Test Procedure

The frequency and amplitude of the six highest ac power-line conducted emissions relative to the limit, measured over all the current-carrying conductors of the EUT power cords, and the operating frequency or frequency to which the EUT is tuned (if appropriate), should be reported, unless such emissions are more than 20 dB below the limit. AC power-line conducted emissions measurements are to be separately carried out only on each of the phase (“hot”) line(s) and (if used) on the neutral line(s), but not on the ground [protective earth] line(s). If less than six emission frequencies are within 20 dB of the limit, then the noise level of the measuring instrument at representative frequencies should be reported. The specific conductor of the power-line cord for each of the reported emissions should be identified. Measure the six highest emissions with respect to the limit on each current-carrying conductor of each power cord associated with the EUT (but not the power cords of associated or peripheral equipment that are part of the test configuration). Then, report the six highest emissions with respect to the limit from among all the measurements identifying the frequency and specific current-carrying conductor identified with the emission. The six highest emissions should be reported for each of the current-carrying conductors, or the six highest emissions may be reported over all the current-carrying conductors.

### 3.1.5 Corrected Amplitude & Margin Calculation

The basic equation is as follows:

Result = Reading + Factor

Factor = attenuation caused by cable loss + voltage division factor of AMN

The “**Margin**” column of the following data tables indicates the degree of compliance within the applicable limit. The equation for margin calculation is as follows:

Margin = Limit – Result

## 3.2 Radiation Spurious Emissions

### 3.2.1 Applicable Standard

FCC §15.407 (b);

*Undesirable emission limits.* Except as shown in paragraph (b)(7) of this section, the maximum emissions outside of the frequency bands of operation shall be attenuated in accordance with the following limits:

(1) For transmitters operating in the 5.15-5.25 GHz band: All emissions outside of the 5.15-5.35 GHz band shall not exceed an e.i.r.p. of - 27 dBm/MHz.

(2) For transmitters operating in the 5.25-5.35 GHz band: All emissions outside of the 5.15-5.35 GHz band shall not exceed an e.i.r.p. of - 27 dBm/MHz.

(3) For transmitters operating in the 5.47-5.725 GHz band: All emissions outside of the 5.47-5.725 GHz band shall not exceed an e.i.r.p. of - 27 dBm/MHz.

(4) For transmitters operating solely in the 5.725-5.850 GHz band:

(i) All emissions shall be limited to a level of - 27 dBm/MHz at 75 MHz or more above or below the band edge increasing linearly to 10 dBm/MHz at 25 MHz above or below the band edge, and from 25 MHz above or below the band edge increasing linearly to a level of 15.6 dBm/MHz at 5 MHz above or below the band edge, and from 5 MHz above or below the band edge increasing linearly to a level of 27 dBm/MHz at the band edge.

(ii) Devices certified before March 2, 2017 with antenna gain greater than 10 dBi may demonstrate compliance with the emission limits in § 15.247(d), but manufacturing, marketing and importing of devices certified under this alternative must cease by March 2, 2018. Devices certified before March 2, 2018 with antenna gain of 10 dBi or less may demonstrate compliance with the emission limits in § 15.247(d), but manufacturing, marketing and importing of devices certified under this alternative must cease before March 2, 2020.

(8) The emission measurements shall be performed using a minimum resolution bandwidth of 1 MHz. A lower resolution bandwidth may be employed near the band edge, when necessary, provided the measured energy is integrated to show the total power over 1 MHz.

(9) Unwanted emissions below 1 GHz must comply with the general field strength limits set forth in § 15.209. Further, any U-NII devices using an AC power line are required to comply also with the conducted limits set forth in § 15.207.

(10) The provisions of § 15.205 apply to intentional radiators operating under this section.

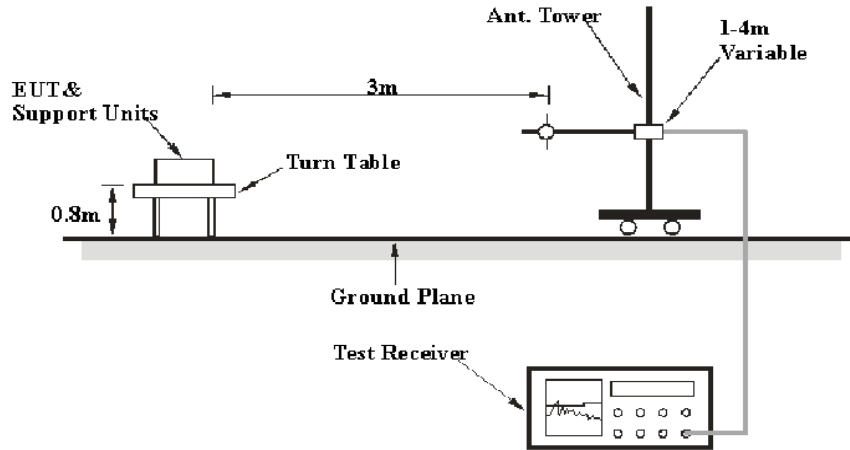
(11) When measuring the emission limits, the nominal carrier frequency shall be adjusted as close to the upper and lower frequency band edges as the design of the equipment permits.

(c) The device shall automatically discontinue transmission in case of either absence of information to transmit or operational failure. These provisions are not intended to preclude the transmission of control or signalling information or the use of repetitive codes used by certain digital technologies to complete frame or burst intervals. Applicants shall include in their application for equipment authorization a description of how this requirement is met.

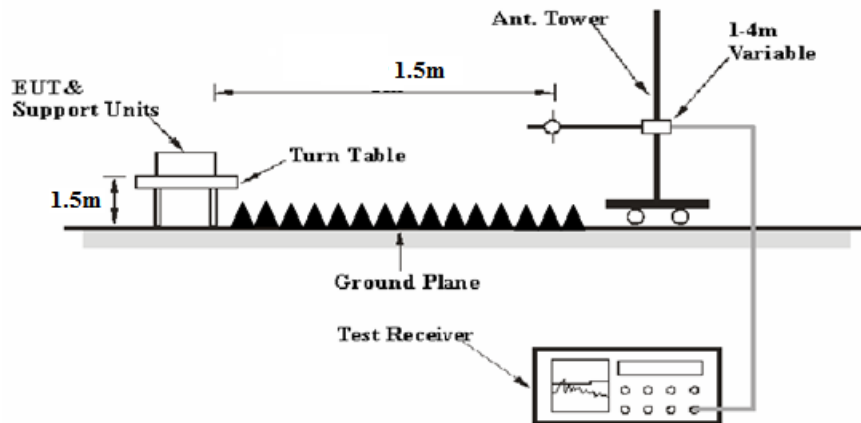


### 3.2.2 EUT Setup

#### Below 1GHz:



#### 1-40 GHz:



The radiated emission tests were performed in the 3 meters chamber test site, using the setup accordance with the ANSI C63.10-2013. The specification used was FCC 15.209, FCC 15.407 limits.

The external I/O cables were draped along the test table and formed a bundle 30 to 40 cm long in the middle.

The spacing between the peripherals was 10 cm.

### 3.2.3 EMI Test Receiver & Spectrum Analyzer Setup

The system was investigated from 30 MHz to 40 GHz.

During the radiated emission test, the EMI test receiver & Spectrum Analyzer Setup were set with the following configurations:

30-1000MHz:

| Detector | RBW     | Video B/W | IF B/W |
|----------|---------|-----------|--------|
| QP       | 120 kHz | 300 kHz   | 120kHz |

1GHz- 40GHz:

| Measurement | Duty cycle | RBW  | Video B/W |
|-------------|------------|------|-----------|
| PK          | Any        | 1MHz | 3 MHz     |
| AV          | >98%       | 1MHz | 10 Hz     |
|             | <98%       | 1MHz | 1/T       |

Note: T is minimum transmission duration

If the maximized peak measured value complies with under the QP/Average limit more than 6dB, then it is unnecessary to perform an QP/Average measurement.

### 3.2.4 Test Procedure

During the radiated emission test, the adapter was connected to the first AC floor outlet.

Data was recorded in Quasi-peak detection mode for frequency range of 30 MHz-1GHz, peak and Average detection modes for frequencies above 1GHz.

According to KDB 789033 D02 General UNII Test Procedures New Rules v02r01, emission shall be computed as:  $E [dB\mu V/m] = EIRP[dBm] + 95.2$ , for  $d = 3$  meters.

According to C63.10, the above 1G test result shall be extrapolated to the specified distance using an extrapolation Factor of 20dB/decade from 3m to 1.5m

Distance extrapolation Factor =  $20 \log (\text{specific distance } [3m] / \text{test distance } [1.5m])$  dB= 6.02 dB

All emissions under the average limit and under the noise floor have not recorded in the report.

### 3.2.5 Corrected Amplitude & Margin Calculation

The basic equation is as follows:

Factor = Antenna Factor + Cable Loss- Amplifier Gain

For 30MHz-1GHz:

Result = Reading + Factor

For 1GHz-40GHz

Result = Reading + Factor-Distance extrapolation Factor

The “**Margin**” column of the following data tables indicates the degree of compliance within the applicable limit. The equation for margin calculation is as follows:

Margin = Limit – Result

### 3.3 Emission Bandwidth:

#### 3.3.1 Applicable Standard

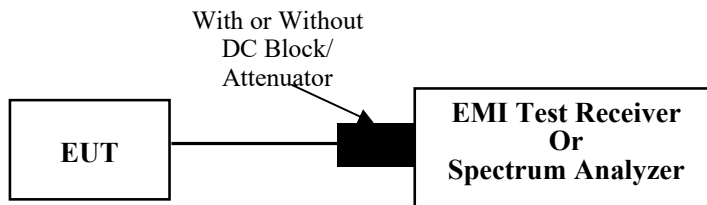
FCC §15.407 (a),(h)

(h)(2) Radar Detection Function of Dynamic Frequency Selection (DFS). U-NII devices operating with any part of its 26 dB emission bandwidth in the 5.25-5.35 GHz and 5.47-5.725 GHz bands shall employ a DFS radar detection mechanism to detect the presence of radar systems and to avoid co-channel operation with radar systems.

FCC §15.407 (e)

Within the 5.725-5.850 GHz and 5.850-5.895 GHz bands, the minimum 6 dB bandwidth of U-NII devices shall be at least 500 kHz.

#### 3.3.2 EUT Setup



#### 3.3.3 Test Procedure

##### 26dB Emission Bandwidth:

According to ANSI C63.10-2013 Section 12.4.1

- a) Set RBW = approximately 1% of the emission bandwidth.
- b) Set the VBW > RBW.
- c) Detector = peak.
- d) Trace mode = max hold
- e) Measure the maximum width of the emission that is 26 dB down from the peak of the emission. Compare this with the RBW setting of the instrument. Readjust RBW and repeat measurement as needed until the RBW/EBW ratio is approximately 1%.

##### 6 dB emission bandwidth:

According to KDB 789033 D02 General UNII Test Procedures New Rules v02r01

- a) Set RBW = 100 kHz.
- b) Set the video bandwidth (VBW)  $\geq 3$  RBW.
- c) Detector = Peak.
- d) Trace mode = max hold.
- e) Sweep = auto couple.
- f) Allow the trace to stabilize.
- g) Measure the maximum width of the emission that is constrained by the frequencies associated with the two outermost amplitude points (upper and lower frequencies) that are attenuated by 6 dB relative to the maximum level measured in the fundamental emission.

Note: The automatic bandwidth measurement capability of a spectrum analyzer or EMI receiver may be employed if it implements the functionality described in this section. For devices that use channel aggregation refer to III.A and III.C for determining emission bandwidth.

**99% Occupied Bandwidth:**

According to ANSI C63.10-2013 Section 12.4.2&6.9.3

The occupied bandwidth is the frequency bandwidth such that, below its lower and above its upper frequency limits, the mean powers are each equal to 0.5% of the total mean power of the given emission. The following procedure shall be used for measuring 99% power bandwidth:

- a) The instrument center frequency is set to the nominal EUT channel center frequency. The frequency span for the spectrum analyzer shall be between 1.5 times and 5.0 times the OBW.
- b) The nominal IF filter bandwidth (3 dB RBW) shall be in the range of 1% to 5% of the OBW, and VBW shall be approximately three times the RBW, unless otherwise specified by the applicable requirement.
- c) Set the reference level of the instrument as required, keeping the signal from exceeding the maximum input mixer level for linear operation. In general, the peak of the spectral envelope shall be more than  $[10 \log (OBW/RBW)]$  below the reference level. Specific guidance is given in 4.1.5.2.
- d) Step a) through step c) might require iteration to adjust within the specified range.
- e) Video averaging is not permitted. Where practical, a sample detection and single sweep mode shall be used. Otherwise, peak detection and max hold mode (until the trace stabilizes) shall be used.
- f) Use the 99% power bandwidth function of the instrument (if available) and report the measured bandwidth.
- g) If the instrument does not have a 99% power bandwidth function, then the trace data points are recovered and directly summed in linear power terms. The recovered amplitude data points, beginning at the lowest frequency, are placed in a running sum until 0.5% of the total is reached; that frequency is recorded as the lower frequency. The process is repeated until 99.5% of the total is reached; that frequency is recorded as the upper frequency. The 99% power bandwidth is the difference between these two frequencies.
- h) The occupied bandwidth shall be reported by providing plot(s) of the measuring instrument display; the plot axes and the scale units per division shall be clearly labeled. Tabular data may be reported in addition to the plot(s).

### 3.4 Maximum conducted output power:

#### 3.4.1 Applicable Standard

FCC §15.407(a) (1)

(i) For an outdoor access point operating in the band 5.15-5.25 GHz, the maximum conducted output power over the frequency band of operation shall not exceed 1 W provided the maximum antenna gain does not exceed 6 dBi. In addition, the maximum power spectral density shall not exceed 17 dBm in any 1 megahertz band. If transmitting antennas of directional gain greater than 6 dBi are used, both the maximum conducted output power and the maximum power spectral density shall be reduced by the amount in dB that the directional gain of the antenna exceeds 6 dBi. The maximum e.i.r.p. at any elevation angle above 30 degrees as measured from the horizon must not exceed 125 mW (21 dBm).

(ii) For an indoor access point operating in the band 5.15-5.25 GHz, the maximum conducted output power over the frequency band of operation shall not exceed 1 W provided the maximum antenna gain does not exceed 6 dBi. In addition, the maximum power spectral density shall not exceed 17 dBm in any 1 megahertz band. If transmitting antennas of directional gain greater than 6 dBi are used, both the maximum conducted output power and the maximum power spectral density shall be reduced by the amount in dB that the directional gain of the antenna exceeds 6 dBi.

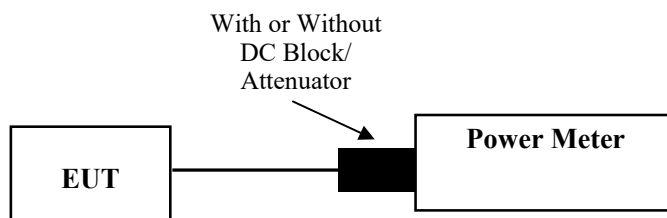
FCC §15.407(a) (2)

For the 5.25-5.35 GHz and 5.47-5.725 GHz bands, the maximum conducted output power over the frequency bands of operation shall not exceed the lesser of 250 mW or  $11 \text{ dBm} + 10 \log B$ , where B is the 26 dB emission bandwidth in megahertz. In addition, the maximum power spectral density shall not exceed 11 dBm in any 1 megahertz band. If transmitting antennas of directional gain greater than 6 dBi are used, both the maximum conducted output power and the maximum power spectral density shall be reduced by the amount in dB that the directional gain of the antenna exceeds 6 dBi.

FCC §15.407(a) (3)(i)

For the band 5.725-5.850 GHz, the maximum conducted output power over the frequency band of operation shall not exceed 1 W. In addition, the maximum power spectral density shall not exceed 30 dBm in any 500-kHz band. If transmitting antennas of directional gain greater than 6 dBi are used, both the maximum conducted output power and the maximum power spectral density shall be reduced by the amount in dB that the directional gain of the antenna exceeds 6 dBi. However, fixed point-to-point U-NII devices operating in this band may employ transmitting antennas with directional gain greater than 6 dBi without any corresponding reduction in transmitter conducted power. Fixed, point-to-point operations exclude the use of point-to-multipoint systems, omnidirectional applications, and multiple collocated transmitters transmitting the same information. The operator of the U-NII device, or if the equipment is professionally installed, the installer, is responsible for ensuring that systems employing high gain directional antennas are used exclusively for fixed, point-to-point operations.

#### 3.4.2 EUT Setup



### **3.4.3 Test Procedure**

According to ANSI C63.10-2013 Section 11.9.1.3

Method PM-G is measurement using a gated RF average power meter.

Measurements may be performed using a wideband gated RF power meter provided that the gate parameters are adjusted such that the power is measured only when the EUT is transmitting at its maximum power control level. Because the measurement is made only during the ON time of the transmitter, no duty cycle correction factor is required.

### 3.5 Maximum power spectral density:

#### 3.5.1 Applicable Standard

FCC §15.407(a) (1)

(ii) For an indoor access point operating in the band 5.15-5.25 GHz, the maximum conducted output power over the frequency band of operation shall not exceed 1 W provided the maximum antenna gain does not exceed 6 dBi. In addition, the maximum power spectral density shall not exceed 17 dBm in any 1 megahertz band. If transmitting antennas of directional gain greater than 6 dBi are used, both the maximum conducted output power and the maximum power spectral density shall be reduced by the amount in dB that the directional gain of the antenna exceeds 6 dBi.

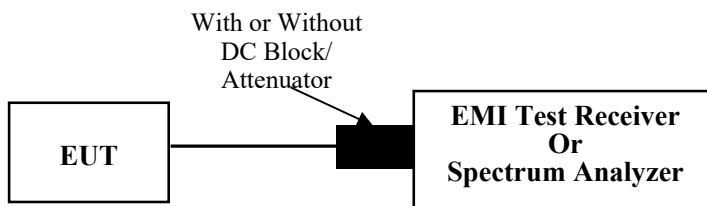
FCC §15.407(a) (2)

For the 5.25-5.35 GHz and 5.47-5.725 GHz bands, the maximum conducted output power over the frequency bands of operation shall not exceed the lesser of 250 mW or  $11 \text{ dBm} + 10 \log B$ , where B is the 26 dB emission bandwidth in megahertz. In addition, the maximum power spectral density shall not exceed 11 dBm in any 1 megahertz band. If transmitting antennas of directional gain greater than 6 dBi are used, both the maximum conducted output power and the maximum power spectral density shall be reduced by the amount in dB that the directional gain of the antenna exceeds 6 dBi.

FCC §15.407(a) (3)(i)

For the band 5.725-5.850 GHz, the maximum conducted output power over the frequency band of operation shall not exceed 1 W. In addition, the maximum power spectral density shall not exceed 30 dBm in any 500-kHz band. If transmitting antennas of directional gain greater than 6 dBi are used, both the maximum conducted output power and the maximum power spectral density shall be reduced by the amount in dB that the directional gain of the antenna exceeds 6 dBi. However, fixed point-to-point U-NII devices operating in this band may employ transmitting antennas with directional gain greater than 6 dBi without any corresponding reduction in transmitter conducted power. Fixed, point-to-point operations exclude the use of point-to-multipoint systems, omnidirectional applications, and multiple collocated transmitters transmitting the same information. The operator of the U-NII device, or if the equipment is professionally installed, the installer, is responsible for ensuring that systems employing high gain directional antennas are used exclusively for fixed, point-to-point operations.

#### 3.5.2 EUT Setup



### 3.5.3 Test Procedure

According to KDB 789033 D02 General UNII Test Procedures New Rules v02r01

**Method SA-3** (power averaging (rms) detection with max hold):

(i) Set span to encompass the entire EBW (or, alternatively, the entire 99% occupied bandwidth) of the signal.

(ii) Set sweep trigger to “free run.”

(iii) Set RBW = 1 MHz.

(iv) Set VBW  $\geq$  3 MHz

(v) Number of points in sweep  $\geq 2 \times \text{span} / \text{RBW}$ . (This ensures that bin-to-bin spacing is  $\leq \text{RBW}/2$ , so that narrowband signals are not lost between frequency bins.)

(vi) Sweep time  $\leq$  (number of points in sweep)  $\times T$ , where  $T$  is defined in II.B.1.a).

Note: If this results in a sweep time less than the auto sweep time of the analyzer, Method SA-3 Alternative shall not be used. (The purpose of this step is to ensure that averaging time in each bin is less than or equal to the minimum time of a transmission.)

(vii) Detector = power averaging (rms).

(viii) Trace mode = max hold.

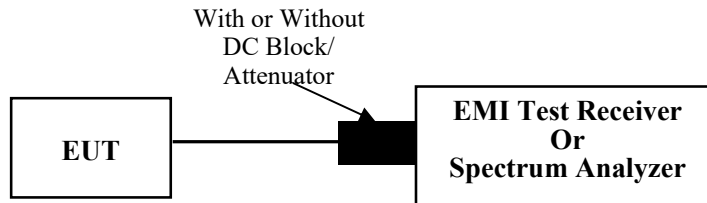
(ix) Allow max hold to run for at least 60 seconds, or longer as needed to allow the trace to stabilize.

For devices operating in the band 5.725–5.85 GHz, the rules specify a measurement bandwidth of 500 kHz. Many spectrum analyzers do not have 500 kHz RBW, thus a narrower RBW may need to be used.



### 3.7 Duty Cycle:

#### 3.7.1 EUT Setup



#### 3.7.2 Test Procedure

According to ANSI C63.10-2013 Section 12.2

The zero-span mode on a spectrum analyzer or EMI receiver if the response time and spacing between bins on the sweep are sufficient to permit accurate measurements of the ON and OFF times of the transmitted signal:

- 1) Set the center frequency of the instrument to the center frequency of the transmission.
- 2) Set  $RBW \geq OBW$  if possible; otherwise, set RBW to the largest available value.
- 3) Set  $VBW \geq RBW$ . Set detector = peak or average.
- 4) The zero-span measurement method shall not be used unless both RBW and VBW are  $> 50/T$  and the number of sweep points across duration T exceeds 100. (For example, if VBW and/or RBW are limited to 3 MHz, then the zero-span method of measuring the duty cycle shall not be used if  $T \leq 16.7 \mu s$ .)

### 3.8 Antenna Requirement

#### 3.8.1 Applicable Standard

FCC §15.203

An intentional radiator shall be designed to ensure that no antenna other than that furnished by the responsible party shall be used with the device. The use of a permanently attached antenna or of an antenna that uses a unique coupling to the intentional radiator shall be considered sufficient to comply with the provisions of this section. The manufacturer may design the unit so that a broken antenna can be replaced by the user, but the use of a standard antenna jack or electrical connector is prohibited. This requirement does not apply to carrier current devices or to devices operated under the provisions of §§15.211, 15.213, 15.217, 15.219, 15.221, or §15.236. Further, this requirement does not apply to intentional radiators that must be professionally installed, such as perimeter protection systems and some field disturbance sensors, or to other intentional radiators which, in accordance with §15.31(d), must be measured at the installation site. However, the installer shall be responsible for ensuring that the proper antenna is employed so that the limits in this part are not exceeded.

#### 3.8.2 Judgment

**Result: Compliant.** Please refer to the Antenna Information detail in Section 1.

## 4. Test DATA AND RESULTS

### 4.1 AC Line Conducted Emissions

|                |        |              |   |
|----------------|--------|--------------|---|
| Serial Number: | IRM1   | Test Date:   | 2022/12/08  |
| Test Site:     | CE     | Test Mode:   | Transmitting<br>(802.11a chain 0 5785MHz was the worst) |
| Tester:        | Vic Du | Test Result: | Pass  |

| Environmental Conditions: |      |                           |    |                        |       |
|---------------------------|------|---------------------------|----|------------------------|-------|
| Temperature:<br>(°C)      | 22.2 | Relative Humidity:<br>(%) | 51 | ATM Pressure:<br>(kPa) | 101.5 |

### Test Equipment List and Details:

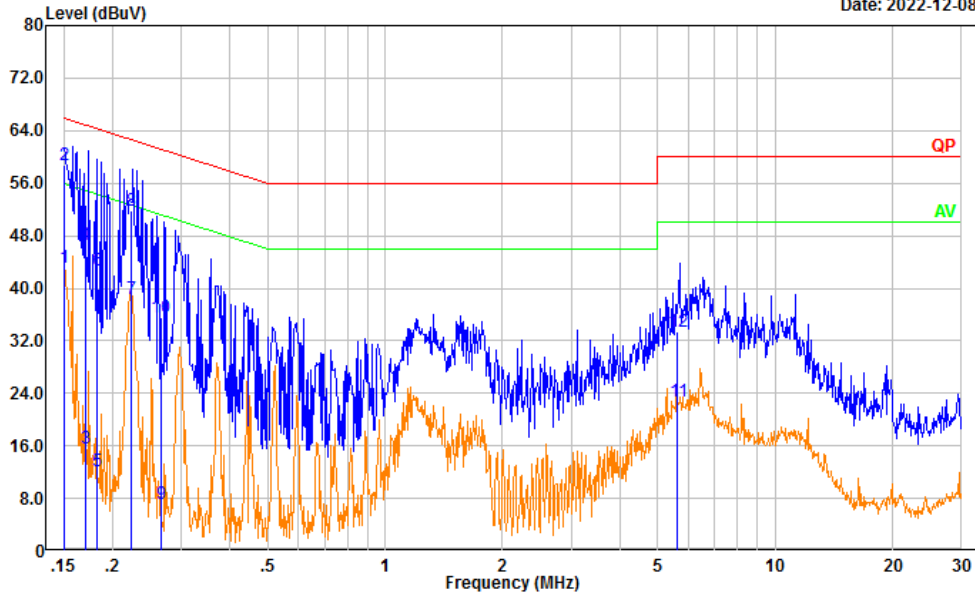
| Manufacturer | Description       | Model   | Serial Number | Calibration Date | Calibration Due Date |
|--------------|-------------------|---------|---------------|------------------|----------------------|
| R&S          | LISN              | ENV216  | 101134        | 2022/04/01       | 2023/03/31           |
| R&S          | EMI Test Receiver | ESR3    | 102726        | 2022/07/15       | 2023/07/14           |
| MICRO-COAX   | Coaxial Cable     | UTIFLEX | C-0200-01     | 2022/08/07       | 2023/08/06           |
| Audix        | Test Software     | E3      | 190306 (V9)   | N/A              | N/A                  |

\* Statement of Traceability: China Certification ICT Co., Ltd (Dongguan) attests that all calibrations have been performed, traceable to National Primary Standards and International System of Units (SI).

**Line:**

Test Mode: Transmitting  
 Port: Line  
 Note:

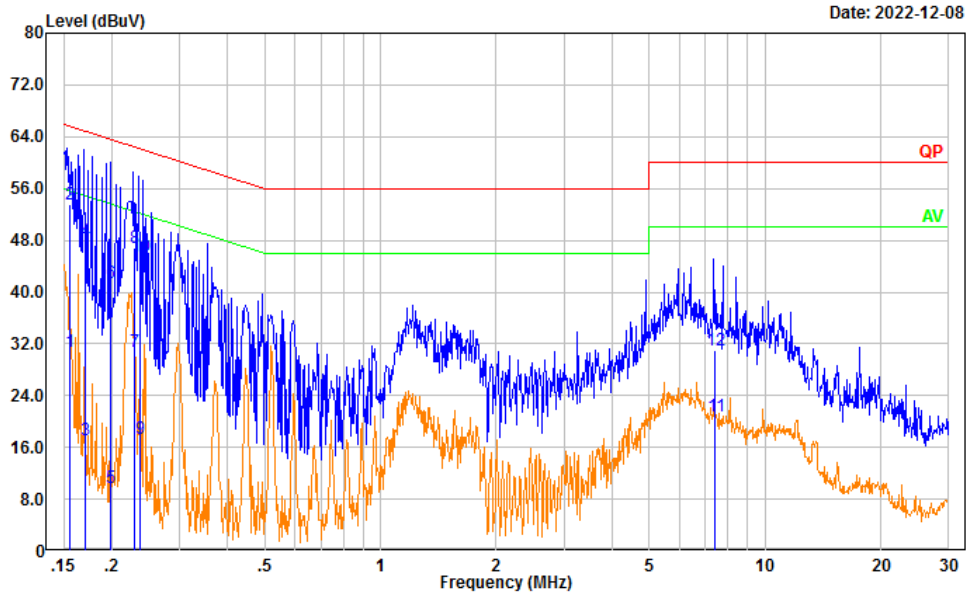
Date: 2022-12-08



| No. | Frequency (MHz) | Reading (dBμV) | Factor (dB) | Result (dBμV) | Limit (dBμV) | Margin (dB) | Detector |
|-----|-----------------|----------------|-------------|---------------|--------------|-------------|----------|
| 1   | 0.150           | 33.51          | 9.61        | 43.12         | 55.98        | 12.86       | Average  |
| 2   | 0.150           | 49.20          | 9.61        | 58.81         | 65.98        | 7.17        | QP       |
| 3   | 0.170           | 6.08           | 9.61        | 15.69         | 54.95        | 39.26       | Average  |
| 4   | 0.170           | 37.08          | 9.61        | 46.69         | 64.95        | 18.26       | QP       |
| 5   | 0.183           | 2.61           | 9.61        | 12.22         | 54.36        | 42.14       | Average  |
| 6   | 0.183           | 32.99          | 9.61        | 42.60         | 64.36        | 21.76       | QP       |
| 7   | 0.224           | 28.73          | 9.61        | 38.34         | 52.66        | 14.32       | Average  |
| 8   | 0.224           | 42.28          | 9.61        | 51.89         | 62.66        | 10.77       | QP       |
| 9   | 0.266           | -2.46          | 9.61        | 7.15          | 51.25        | 44.10       | Average  |
| 10  | 0.266           | 25.92          | 9.61        | 35.53         | 61.25        | 25.72       | QP       |
| 11  | 5.612           | 13.12          | 9.66        | 22.78         | 50.00        | 27.22       | Average  |
| 12  | 5.612           | 23.76          | 9.66        | 33.42         | 60.00        | 26.58       | QP       |

**Neutral:**

Test Mode: Transmitting  
 Port: neutral  
 Note:



| No. | Frequency (MHz) | Reading (dBμV) | Factor (dB) | Result (dBμV) | Limit (dBμV) | Margin (dB) | Detector |
|-----|-----------------|----------------|-------------|---------------|--------------|-------------|----------|
| 1   | 0.156           | 21.13          | 9.61        | 30.74         | 55.66        | 24.92       | Average  |
| 2   | 0.156           | 44.04          | 9.61        | 53.65         | 65.66        | 12.01       | QP       |
| 3   | 0.171           | 7.56           | 9.61        | 17.17         | 54.94        | 37.77       | Average  |
| 4   | 0.171           | 38.39          | 9.61        | 48.00         | 64.94        | 16.94       | QP       |
| 5   | 0.198           | 0.23           | 9.61        | 9.84          | 53.69        | 43.85       | Average  |
| 6   | 0.198           | 31.79          | 9.61        | 41.40         | 63.69        | 22.29       | QP       |
| 7   | 0.229           | 21.07          | 9.61        | 30.68         | 52.49        | 21.81       | Average  |
| 8   | 0.229           | 37.31          | 9.61        | 46.92         | 62.49        | 15.57       | QP       |
| 9   | 0.237           | 7.82           | 9.61        | 17.43         | 52.18        | 34.75       | Average  |
| 10  | 0.237           | 35.89          | 9.61        | 45.50         | 62.18        | 16.68       | QP       |
| 11  | 7.425           | 11.15          | 9.66        | 20.81         | 50.00        | 29.19       | Average  |
| 12  | 7.425           | 21.39          | 9.66        | 31.05         | 60.00        | 28.95       | QP       |

## 4.2 Radiation Spurious Emissions

|                |                     |              |                       |
|----------------|---------------------|--------------|-----------------------|
| Serial Number: | 1RM1                | Test Date:   | 2022/12/14~2022/12/16 |
| Test Site:     | 966-1, 966-2        | Test Mode:   | Transmitting          |
| Tester:        | Carl Xue, coco Tian | Test Result: | Pass                  |

### Environmental Conditions:

|                      |           |                              |       |                        |             |
|----------------------|-----------|------------------------------|-------|------------------------|-------------|
| Temperature:<br>(°C) | 22.4~23.2 | Relative<br>Humidity:<br>(%) | 44~60 | ATM Pressure:<br>(kPa) | 101.2~101.8 |
|----------------------|-----------|------------------------------|-------|------------------------|-------------|

### Test Equipment List and Details:

| Manufacturer    | Description           | Model                 | Serial Number | Calibration Date | Calibration Due Date |
|-----------------|-----------------------|-----------------------|---------------|------------------|----------------------|
| ETS-Lindgren    | Horn Antenna          | 3115                  | 9912-5985     | 2020/10/13       | 2023/10/12           |
| R&S             | Spectrum Analyzer     | FSV40                 | 101591        | 2022/07/15       | 2023/07/14           |
| MICRO-COAX      | Coaxial Cable         | UFA210A-1-1200-70U300 | 217423-008    | 2022/08/07       | 2023/08/06           |
| MICRO-COAX      | Coaxial Cable         | UFA210A-1-2362-300300 | 235780-001    | 2022/08/07       | 2023/08/06           |
| Mini            | Pre-amplifier         | ZVA-183-S+            | 5969001149    | 2022/11/09       | 2023/11/08           |
| Audix           | Test Software         | E3                    | 201021 (V9)   | N/A              | N/A                  |
| PASTERNAK       | Horn Antenna          | PE9852/2F-20          | 112002        | 2021/02/05       | 2024/02/04           |
| AH              | Preamplifier          | PAM-1840VH            | 190           | 2022/11/09       | 2023/11/08           |
| MICRO-COAX      | Coaxial Cable         | UFB142A-1-2362-200200 | 235772-001    | 2022/08/07       | 2023/08/06           |
| E-Microwave     | Band Rejection Filter | 5150-5850MHz          | OE01902423    | 2022/08/07       | 2023/08/06           |
| Mini Circuits   | High Pass Filter      | VHF-6010+             | 31119         | 2022/08/07       | 2023/08/06           |
| PASTERNAK       | Horn Antenna          | PE9850/2F-20          | 072001        | 2021/02/05       | 2024/02/04           |
| Sunol Sciences  | Antenna               | JB6                   | A082520-5     | 2020/10/19       | 2023/10/18           |
| R&S             | EMI Test Receiver     | ESR3                  | 102724        | 2022/07/15       | 2023/07/14           |
| TIMES MICROWAVE | Coaxial Cable         | LMR-600-UltraFlex     | C-0470-02     | 2022/07/17       | 2023/07/16           |
| TIMES MICROWAVE | Coaxial Cable         | LMR-600-UltraFlex     | C-0780-01     | 2022/07/17       | 2023/07/16           |
| Sonoma          | Amplifier             | 310N                  | 186165        | 2022/07/17       | 2023/07/16           |
| Audix           | Test Software         | E3                    | 201021 (V9)   | N/A              | N/A                  |

\* Statement of Traceability: China Certification ICT Co., Ltd (Dongguan) attests that all calibrations have been performed, traceable to National Primary Standards and International System of Units (SI).

### Test Data:

Please refer to the below table and plots.

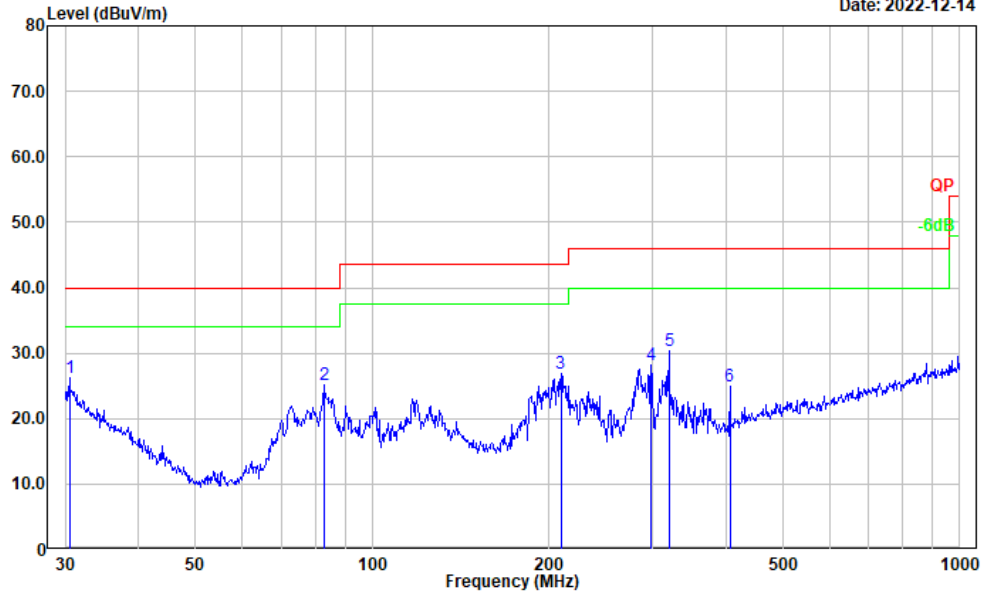
Note: The device can be mounted in multiple orientations, test was performed with X,Y, Z Axis according to C63.10 figure 8, the worst orientation was photographed and it's data was recorded.

1) 30MHz-1GHz(802.11a Chain 0 5785MHz was the worst)

Horizontal:

Test Mode: Transmitting  
 Polarization: horizontal  
 Note:

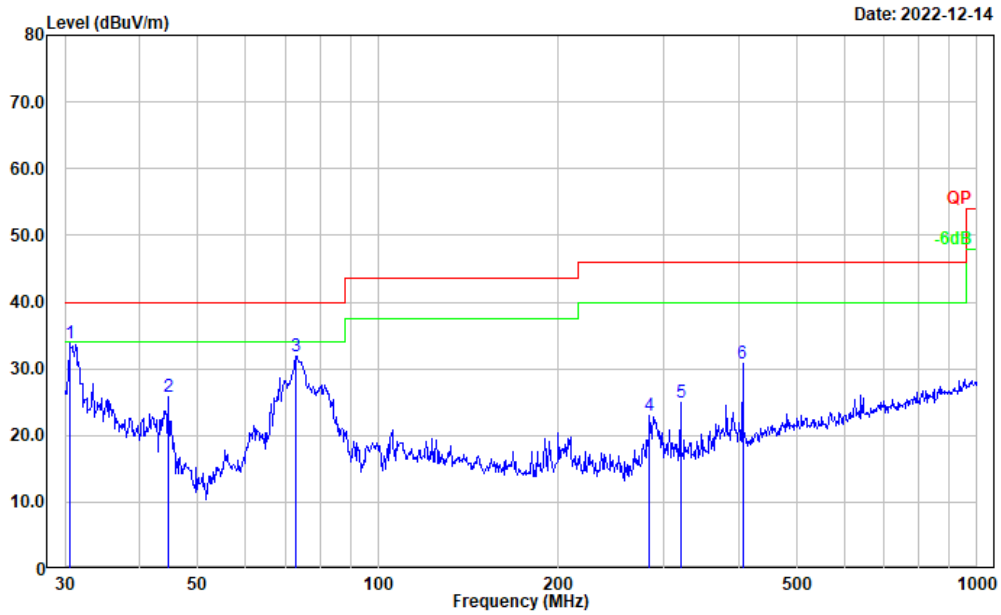
Date: 2022-12-14



| No. | Frequency (MHz) | Reading (dBμV) | Factor (dB/m) | Result (dBμV/m) | Limit (dBμV/m) | Margin (dB) | Detector |
|-----|-----------------|----------------|---------------|-----------------|----------------|-------------|----------|
| 1   | 30.531          | 30.33          | -4.00         | 26.33           | 40.00          | 13.67       | Peak     |
| 2   | 82.648          | 42.35          | -17.28        | 25.07           | 40.00          | 14.93       | Peak     |
| 3   | 209.313         | 39.35          | -12.46        | 26.89           | 43.50          | 16.61       | Peak     |
| 4   | 298.268         | 38.94          | -10.68        | 28.26           | 46.00          | 17.74       | Peak     |
| 5   | 319.937         | 40.89          | -10.55        | 30.34           | 46.00          | 15.66       | Peak     |
| 6   | 406.088         | 33.54          | -8.58         | 24.96           | 46.00          | 21.04       | Peak     |

**Vertical:**

Test Mode: Transmitting  
 Polarization: vertical  
 Note:



| No. | Frequency (MHz) | Reading (dBμV) | Factor (dB/m) | Result (dBμV/m) | Limit (dBμV/m) | Margin (dB) | Detector |
|-----|-----------------|----------------|---------------|-----------------|----------------|-------------|----------|
| 1   | 30.531          | 37.81          | -4.00         | 33.81           | 40.00          | 6.19        | Peak     |
| 2   | 44.587          | 39.80          | -14.00        | 25.80           | 40.00          | 14.20       | Peak     |
| 3   | 72.847          | 48.54          | -16.72        | 31.82           | 40.00          | 8.18        | Peak     |
| 4   | 283.979         | 34.42          | -11.40        | 23.02           | 46.00          | 22.98       | Peak     |
| 5   | 319.937         | 35.58          | -10.55        | 25.03           | 46.00          | 20.97       | Peak     |
| 6   | 406.088         | 39.35          | -8.58         | 30.77           | 46.00          | 15.23       | Peak     |

**2) 1GHz-40GHz:**  
**5150-5250MHz**  
 802.11a, Chain 0:

| Frequency (MHz)          | Receiver             |          | Polar (H/V) | Factor (dB/m) | Result (dB $\mu$ V/m) | Limit (dB $\mu$ V/m) | Margin (dB) |
|--------------------------|----------------------|----------|-------------|---------------|-----------------------|----------------------|-------------|
|                          | Reading (dB $\mu$ V) | Detector |             |               |                       |                      |             |
| Low Channel: 5180MHz     |                      |          |             |               |                       |                      |             |
| 5180.000                 | 71.59                | PK       | H           | 38.68         | 104.25                | N/A                  | N/A         |
| 5180.000                 | 62.41                | AV       | H           | 38.68         | 95.07                 | N/A                  | N/A         |
| 5180.000                 | 74.70                | PK       | V           | 38.68         | 107.36                | N/A                  | N/A         |
| 5180.000                 | 65.87                | AV       | V           | 38.68         | 98.53                 | N/A                  | N/A         |
| 5150.000                 | 33.74                | PK       | V           | 38.64         | 66.36                 | 74.00                | 7.64        |
| 5150.000                 | 19.81                | AV       | V           | 38.64         | 52.43                 | 54.00                | 1.57        |
| 10360.000                | 34.71                | PK       | V           | 19.18         | 47.87                 | 68.20                | 20.33       |
| 15540.000                | 40.10                | PK       | V           | 22.44         | 56.52                 | 74.00                | 17.48       |
| 15540.000                | 28.05                | AV       | V           | 22.44         | 44.47                 | 54.00                | 9.53        |
| Middle Channel: 5200 MHz |                      |          |             |               |                       |                      |             |
| 5200.000                 | 78.04                | PK       | H           | 38.70         | 110.72                | N/A                  | N/A         |
| 5200.000                 | 69.13                | AV       | H           | 38.70         | 101.81                | N/A                  | N/A         |
| 5200.000                 | 80.31                | PK       | V           | 38.70         | 112.99                | N/A                  | N/A         |
| 5200.000                 | 71.71                | AV       | V           | 38.70         | 104.39                | N/A                  | N/A         |
| 10400.000                | 34.43                | PK       | V           | 19.16         | 47.57                 | 68.20                | 20.63       |
| 15600.000                | 49.71                | PK       | V           | 22.41         | 66.10                 | 74.00                | 7.90        |
| 15600.000                | 36.45                | AV       | V           | 22.41         | 52.84                 | 54.00                | 1.16        |
| High Channel: 5240 MHz   |                      |          |             |               |                       |                      |             |
| 5240.000                 | 77.38                | PK       | H           | 38.85         | 110.21                | N/A                  | N/A         |
| 5240.000                 | 68.24                | AV       | H           | 38.85         | 101.07                | N/A                  | N/A         |
| 5240.000                 | 80.54                | PK       | V           | 38.85         | 113.37                | N/A                  | N/A         |
| 5240.000                 | 71.85                | AV       | V           | 38.85         | 104.68                | N/A                  | N/A         |
| 5350.000                 | 30.50                | PK       | V           | 39.03         | 63.51                 | 74.00                | 10.49       |
| 5350.000                 | 16.99                | AV       | V           | 39.03         | 50.00                 | 54.00                | 4.00        |
| 10480.000                | 44.41                | PK       | V           | 18.86         | 57.25                 | 68.20                | 10.95       |
| 15720.000                | 49.48                | PK       | V           | 22.28         | 65.74                 | 74.00                | 8.26        |
| 15720.000                | 36.24                | AV       | V           | 22.28         | 52.50                 | 54.00                | 1.50        |



**802.11a, Chain 1:**

| Frequency<br>(MHz)       | Receiver                |          | Polar<br>(H/V) | Factor<br>(dB/m) | Result<br>(dB $\mu$ V/m) | Limit<br>(dB $\mu$ V/m) | Margin<br>(dB) |
|--------------------------|-------------------------|----------|----------------|------------------|--------------------------|-------------------------|----------------|
|                          | Reading<br>(dB $\mu$ V) | Detector |                |                  |                          |                         |                |
| Low Channel: 5180MHz     |                         |          |                |                  |                          |                         |                |
| 5180.000                 | 70.59                   | PK       | H              | 38.68            | 103.25                   | N/A                     | N/A            |
| 5180.000                 | 61.36                   | AV       | H              | 38.68            | 94.02                    | N/A                     | N/A            |
| 5180.000                 | 74.63                   | PK       | V              | 38.68            | 107.29                   | N/A                     | N/A            |
| 5180.000                 | 65.24                   | AV       | V              | 38.68            | 97.90                    | N/A                     | N/A            |
| 5150.000                 | 33.35                   | PK       | V              | 38.64            | 65.97                    | 74.00                   | 8.03           |
| 5150.000                 | 20.06                   | AV       | V              | 38.64            | 52.68                    | 54.00                   | 1.32           |
| 10360.000                | 35.46                   | PK       | V              | 19.18            | 48.62                    | 68.20                   | 19.58          |
| 15540.000                | 40.34                   | PK       | V              | 22.44            | 56.76                    | 74.00                   | 17.24          |
| 15540.000                | 28.17                   | AV       | V              | 22.44            | 44.59                    | 54.00                   | 9.41           |
| Middle Channel: 5200 MHz |                         |          |                |                  |                          |                         |                |
| 5200.000                 | 76.60                   | PK       | H              | 38.70            | 109.28                   | N/A                     | N/A            |
| 5200.000                 | 67.45                   | AV       | H              | 38.70            | 100.13                   | N/A                     | N/A            |
| 5200.000                 | 80.90                   | PK       | V              | 38.70            | 113.58                   | N/A                     | N/A            |
| 5200.000                 | 71.38                   | AV       | V              | 38.70            | 104.06                   | N/A                     | N/A            |
| 10400.000                | 37.82                   | PK       | V              | 19.16            | 50.96                    | 68.20                   | 17.24          |
| 15600.000                | 49.54                   | PK       | V              | 22.41            | 65.93                    | 74.00                   | 8.07           |
| 15600.000                | 36.27                   | AV       | V              | 22.41            | 52.66                    | 54.00                   | 1.34           |
| High Channel: 5240 MHz   |                         |          |                |                  |                          |                         |                |
| 5240.000                 | 76.03                   | PK       | H              | 38.85            | 108.86                   | N/A                     | N/A            |
| 5240.000                 | 67.28                   | AV       | H              | 38.85            | 100.11                   | N/A                     | N/A            |
| 5240.000                 | 81.56                   | PK       | V              | 38.85            | 114.39                   | N/A                     | N/A            |
| 5240.000                 | 72.80                   | AV       | V              | 38.85            | 105.63                   | N/A                     | N/A            |
| 5350.000                 | 30.29                   | PK       | V              | 39.03            | 63.30                    | 74.00                   | 10.70          |
| 5350.000                 | 16.77                   | AV       | V              | 39.03            | 49.78                    | 54.00                   | 4.22           |
| 10480.000                | 49.29                   | PK       | V              | 18.86            | 62.13                    | 68.20                   | 6.07           |
| 15720.000                | 48.65                   | PK       | V              | 22.28            | 64.91                    | 74.00                   | 9.09           |
| 15720.000                | 35.32                   | AV       | V              | 22.28            | 51.58                    | 54.00                   | 2.42           |

**802.11n ht20(2TX mode was the worst):**

| Frequency (MHz)          | Receiver             |          | Polar (H/V) | Factor (dB/m) | Result (dB $\mu$ V/m) | Limit (dB $\mu$ V/m) | Margin (dB) |
|--------------------------|----------------------|----------|-------------|---------------|-----------------------|----------------------|-------------|
|                          | Reading (dB $\mu$ V) | Detector |             |               |                       |                      |             |
| Low Channel: 5180MHz     |                      |          |             |               |                       |                      |             |
| 5180.000                 | 75.26                | PK       | H           | 38.68         | 107.92                | N/A                  | N/A         |
| 5180.000                 | 65.34                | AV       | H           | 38.68         | 98.00                 | N/A                  | N/A         |
| 5180.000                 | 79.53                | PK       | V           | 38.68         | 112.19                | N/A                  | N/A         |
| 5180.000                 | 69.21                | AV       | V           | 38.68         | 101.87                | N/A                  | N/A         |
| 5150.000                 | 34.19                | PK       | V           | 38.64         | 66.81                 | 74.00                | 7.19        |
| 5150.000                 | 20.34                | AV       | V           | 38.64         | 52.96                 | 54.00                | 1.04        |
| 10360.000                | 36.59                | PK       | V           | 19.18         | 49.75                 | 68.20                | 18.45       |
| 15540.000                | 37.68                | PK       | V           | 22.44         | 54.10                 | 74.00                | 19.90       |
| 15540.000                | 24.69                | AV       | V           | 22.44         | 41.11                 | 54.00                | 12.89       |
| Middle Channel: 5200 MHz |                      |          |             |               |                       |                      |             |
| 5200.000                 | 80.35                | PK       | H           | 38.70         | 113.03                | N/A                  | N/A         |
| 5200.000                 | 60.46                | AV       | H           | 38.70         | 93.14                 | N/A                  | N/A         |
| 5200.000                 | 85.62                | PK       | V           | 38.70         | 118.30                | N/A                  | N/A         |
| 5200.000                 | 74.89                | AV       | V           | 38.70         | 107.57                | N/A                  | N/A         |
| 10400.000                | 32.45                | PK       | V           | 19.16         | 45.59                 | 68.20                | 22.61       |
| 15600.000                | 47.96                | PK       | V           | 22.41         | 64.35                 | 74.00                | 9.65        |
| 15600.000                | 34.32                | AV       | V           | 22.41         | 50.71                 | 54.00                | 3.29        |
| High Channel: 5240 MHz   |                      |          |             |               |                       |                      |             |
| 5240.000                 | 80.21                | PK       | H           | 38.85         | 113.04                | N/A                  | N/A         |
| 5240.000                 | 70.75                | AV       | H           | 38.85         | 103.58                | N/A                  | N/A         |
| 5240.000                 | 85.18                | PK       | V           | 38.85         | 118.01                | N/A                  | N/A         |
| 5240.000                 | 74.55                | AV       | V           | 38.85         | 107.38                | N/A                  | N/A         |
| 5350.000                 | 30.62                | PK       | V           | 39.03         | 63.63                 | 74.00                | 10.37       |
| 5350.000                 | 17.55                | AV       | V           | 39.03         | 50.56                 | 54.00                | 3.44        |
| 10480.000                | 37.54                | PK       | V           | 18.86         | 50.38                 | 68.20                | 17.82       |
| 15720.000                | 39.61                | PK       | V           | 22.28         | 55.87                 | 74.00                | 18.13       |
| 15720.000                | 26.54                | AV       | V           | 22.28         | 42.80                 | 54.00                | 11.20       |

**802.11n ht40(2TX mode was the worst):**

| Frequency (MHz)        | Receiver             |          | Polar (H/V) | Factor (dB/m) | Result (dB $\mu$ V/m) | Limit (dB $\mu$ V/m) | Margin (dB) |
|------------------------|----------------------|----------|-------------|---------------|-----------------------|----------------------|-------------|
|                        | Reading (dB $\mu$ V) | Detector |             |               |                       |                      |             |
| Low Channel: 5190MHz   |                      |          |             |               |                       |                      |             |
| 5190.000               | 66.22                | PK       | H           | 38.69         | 98.89                 | N/A                  | N/A         |
| 5190.000               | 56.34                | AV       | H           | 38.69         | 89.01                 | N/A                  | N/A         |
| 5190.000               | 71.60                | PK       | V           | 38.69         | 104.27                | N/A                  | N/A         |
| 5190.000               | 62.22                | AV       | V           | 38.69         | 94.89                 | N/A                  | N/A         |
| 5150.000               | 34.26                | PK       | V           | 38.64         | 66.88                 | 74.00                | 7.12        |
| 5150.000               | 20.37                | AV       | V           | 38.64         | 52.99                 | 54.00                | 1.01        |
| 10380.000              | 33.56                | PK       | V           | 19.17         | 46.71                 | 68.20                | 21.49       |
| 15570.000              | 39.45                | PK       | V           | 22.43         | 55.86                 | 74.00                | 18.14       |
| 15570.000              | 26.34                | AV       | V           | 22.43         | 42.75                 | 54.00                | 11.25       |
| High Channel: 5230 MHz |                      |          |             |               |                       |                      |             |
| 5230.000               | 77.53                | PK       | H           | 38.81         | 110.32                | N/A                  | N/A         |
| 5230.000               | 67.78                | AV       | H           | 38.81         | 100.57                | N/A                  | N/A         |
| 5230.000               | 82.04                | PK       | V           | 38.81         | 114.83                | N/A                  | N/A         |
| 5230.000               | 72.07                | AV       | V           | 38.81         | 104.86                | N/A                  | N/A         |
| 5350.000               | 30.97                | PK       | V           | 39.03         | 63.98                 | 74.00                | 10.02       |
| 5350.000               | 18.03                | AV       | V           | 39.03         | 51.04                 | 54.00                | 2.96        |
| 10460.000              | 37.60                | PK       | V           | 18.94         | 50.52                 | 68.20                | 17.68       |
| 15690.000              | 43.26                | PK       | V           | 22.29         | 59.53                 | 74.00                | 14.47       |
| 15690.000              | 30.64                | AV       | V           | 22.29         | 46.91                 | 54.00                | 7.09        |

**802.11ac vht20(2TX mode was the worst):**

| Frequency<br>(MHz)       | Receiver                |          | Polar<br>(H/V) | Factor<br>(dB/m) | Result<br>(dB $\mu$ V/m) | Limit<br>(dB $\mu$ V/m) | Margin<br>(dB) |
|--------------------------|-------------------------|----------|----------------|------------------|--------------------------|-------------------------|----------------|
|                          | Reading<br>(dB $\mu$ V) | Detector |                |                  |                          |                         |                |
| Low Channel: 5180MHz     |                         |          |                |                  |                          |                         |                |
| 5180.000                 | 78.85                   | PK       | H              | 38.68            | 111.51                   | N/A                     | N/A            |
| 5180.000                 | 68.11                   | AV       | H              | 38.68            | 100.77                   | N/A                     | N/A            |
| 5180.000                 | 83.28                   | PK       | V              | 38.68            | 115.94                   | N/A                     | N/A            |
| 5180.000                 | 72.88                   | AV       | V              | 38.68            | 105.54                   | N/A                     | N/A            |
| 5150.000                 | 34.43                   | PK       | V              | 38.64            | 67.05                    | 74.00                   | 6.95           |
| 5150.000                 | 20.38                   | AV       | V              | 38.64            | 53.00                    | 54.00                   | 1.00           |
| 10360.000                | 33.86                   | PK       | V              | 19.18            | 47.02                    | 68.20                   | 21.18          |
| 15540.000                | 36.34                   | PK       | V              | 22.44            | 52.76                    | 74.00                   | 21.24          |
| 15540.000                | 23.79                   | AV       | V              | 22.44            | 40.21                    | 54.00                   | 13.79          |
| Middle Channel: 5200 MHz |                         |          |                |                  |                          |                         |                |
| 5200.000                 | 79.89                   | PK       | H              | 38.70            | 112.57                   | N/A                     | N/A            |
| 5200.000                 | 69.76                   | AV       | H              | 38.70            | 102.44                   | N/A                     | N/A            |
| 5200.000                 | 84.86                   | PK       | V              | 38.70            | 117.54                   | N/A                     | N/A            |
| 5200.000                 | 74.31                   | AV       | V              | 38.70            | 106.99                   | N/A                     | N/A            |
| 10400.000                | 34.25                   | PK       | V              | 19.16            | 47.39                    | 68.20                   | 20.81          |
| 15600.000                | 38.76                   | PK       | V              | 22.41            | 55.15                    | 74.00                   | 18.85          |
| 15600.000                | 25.69                   | AV       | V              | 22.41            | 42.08                    | 54.00                   | 11.92          |
| High Channel: 5240 MHz   |                         |          |                |                  |                          |                         |                |
| 5240.000                 | 81.64                   | PK       | H              | 38.85            | 114.47                   | N/A                     | N/A            |
| 5240.000                 | 70.86                   | AV       | H              | 38.85            | 103.69                   | N/A                     | N/A            |
| 5240.000                 | 85.70                   | PK       | V              | 38.85            | 118.53                   | N/A                     | N/A            |
| 5240.000                 | 74.22                   | AV       | V              | 38.85            | 107.05                   | N/A                     | N/A            |
| 5350.000                 | 30.29                   | PK       | V              | 39.03            | 63.30                    | 74.00                   | 10.70          |
| 5350.000                 | 17.32                   | AV       | V              | 39.03            | 50.33                    | 54.00                   | 3.67           |
| 10480.000                | 44.77                   | PK       | V              | 18.86            | 57.61                    | 68.20                   | 10.59          |
| 15720.000                | 43.62                   | PK       | V              | 22.28            | 59.88                    | 74.00                   | 14.12          |
| 15720.000                | 30.89                   | AV       | V              | 22.28            | 47.15                    | 54.00                   | 6.85           |

**802.11ac vht40(2TX mode was the worst):**

| Frequency (MHz)        | Receiver       |          | Polar (H/V) | Factor (dB/m) | Result (dBμV/m) | Limit (dBμV/m) | Margin (dB) |
|------------------------|----------------|----------|-------------|---------------|-----------------|----------------|-------------|
|                        | Reading (dBμV) | Detector |             |               |                 |                |             |
| Low Channel: 5190 MHz  |                |          |             |               |                 |                |             |
| 5190.000               | 69.25          | PK       | H           | 38.69         | 101.92          | N/A            | N/A         |
| 5190.000               | 59.53          | AV       | H           | 38.69         | 92.20           | N/A            | N/A         |
| 5190.000               | 72.35          | PK       | V           | 38.69         | 105.02          | N/A            | N/A         |
| 5190.000               | 62.75          | AV       | V           | 38.69         | 95.42           | N/A            | N/A         |
| 5150.000               | 33.75          | PK       | V           | 38.64         | 66.37           | 74.00          | 7.63        |
| 5150.000               | 20.37          | AV       | V           | 38.64         | 52.99           | 54.00          | 1.02        |
| 10380.000              | 34.62          | PK       | V           | 19.17         | 47.77           | 68.20          | 20.43       |
| 15570.000              | 38.57          | PK       | V           | 22.43         | 54.98           | 74.00          | 19.02       |
| 15570.000              | 25.61          | AV       | V           | 22.43         | 42.02           | 54.00          | 11.98       |
| High Channel: 5230 MHz |                |          |             |               |                 |                |             |
| 5230.000               | 80.36          | PK       | H           | 38.81         | 113.15          | N/A            | N/A         |
| 5230.000               | 69.74          | AV       | H           | 38.81         | 102.53          | N/A            | N/A         |
| 5230.000               | 84.93          | PK       | V           | 38.81         | 117.72          | N/A            | N/A         |
| 5230.000               | 73.68          | AV       | V           | 38.81         | 106.47          | N/A            | N/A         |
| 5350.000               | 33.21          | PK       | V           | 39.03         | 66.22           | 74.00          | 7.78        |
| 5350.000               | 19.61          | AV       | V           | 39.03         | 52.62           | 54.00          | 1.38        |
| 10460.000              | 37.89          | PK       | V           | 18.94         | 50.81           | 68.20          | 17.39       |
| 15690.000              | 43.25          | PK       | V           | 22.29         | 59.52           | 74.00          | 14.48       |
| 15690.000              | 30.32          | AV       | V           | 22.29         | 46.59           | 54.00          | 7.41        |

**802.11ac vht80(2TX mode was the worst):**

| Frequency (MHz)          | Receiver       |          | Polar (H/V) | Factor (dB/m) | Result (dBμV/m) | Limit (dBμV/m) | Margin (dB) |
|--------------------------|----------------|----------|-------------|---------------|-----------------|----------------|-------------|
|                          | Reading (dBμV) | Detector |             |               |                 |                |             |
| Middle Channel: 5210 MHz |                |          |             |               |                 |                |             |
| 5210.000                 | 65.34          | PK       | H           | 38.74         | 98.06           | N/A            | N/A         |
| 5210.000                 | 55.11          | AV       | H           | 38.74         | 87.83           | N/A            | N/A         |
| 5210.000                 | 70.18          | PK       | V           | 38.74         | 102.90          | N/A            | N/A         |
| 5210.000                 | 60.05          | AV       | V           | 38.74         | 92.77           | N/A            | N/A         |
| 5150.000                 | 33.03          | PK       | V           | 38.64         | 65.65           | 74.00          | 8.35        |
| 5150.000                 | 20.36          | AV       | V           | 38.64         | 52.98           | 54.00          | 1.02        |
| 5350.000                 | 30.84          | PK       | V           | 39.03         | 63.85           | 74.00          | 10.15       |
| 5350.000                 | 16.98          | AV       | V           | 39.03         | 49.99           | 54.00          | 4.01        |
| 10420.000                | 34.26          | PK       | V           | 19.09         | 47.33           | 68.20          | 20.87       |
| 15630.000                | 38.52          | PK       | V           | 22.37         | 54.87           | 74.00          | 19.13       |
| 15630.000                | 25.63          | AV       | V           | 22.37         | 41.98           | 54.00          | 12.02       |

Note:

Result = Reading + Factor- Distance extrapolation Factor

Distance extrapolation Factor =  $20 \log (\text{specific distance } [3\text{m}]/\text{test distance } [1.5\text{m}])$  dB = 6.02 dB

**5725-5850MHz:****802.11a, Chain 0:**

| Frequency<br>(MHz)       | Receiver                |          | Polar<br>(H/V) | Factor<br>(dB/m) | Result<br>(dB $\mu$ V/m) | Limit<br>(dB $\mu$ V/m) | Margin<br>(dB) |
|--------------------------|-------------------------|----------|----------------|------------------|--------------------------|-------------------------|----------------|
|                          | Reading<br>(dB $\mu$ V) | Detector |                |                  |                          |                         |                |
| Low Channel: 5745MHz     |                         |          |                |                  |                          |                         |                |
| 5745.000                 | 77.75                   | PK       | H              | 39.46            | 111.19                   | N/A                     | N/A            |
| 5745.000                 | 68.85                   | AV       | H              | 39.46            | 102.29                   | N/A                     | N/A            |
| 5745.000                 | 83.02                   | PK       | V              | 39.46            | 116.46                   | N/A                     | N/A            |
| 5745.000                 | 74.38                   | AV       | V              | 39.46            | 107.82                   | N/A                     | N/A            |
| 5725.000                 | 60.27                   | PK       | V              | 39.48            | 93.73                    | 122.20                  | 28.47          |
| 5720.000                 | 50.56                   | PK       | V              | 39.49            | 84.03                    | 110.80                  | 26.77          |
| 5700.000                 | 38.96                   | PK       | V              | 39.51            | 72.45                    | 105.20                  | 32.75          |
| 5650.000                 | 31.09                   | PK       | V              | 39.49            | 64.56                    | 68.20                   | 3.64           |
| 11490.000                | 43.26                   | PK       | V              | 20.67            | 57.91                    | 74.00                   | 16.09          |
| 11490.000                | 30.31                   | AV       | V              | 20.67            | 44.96                    | 54.00                   | 9.04           |
| 17235.000                | 42.68                   | PK       | V              | 26.76            | 63.42                    | 68.20                   | 4.78           |
| Middle Channel: 5785 MHz |                         |          |                |                  |                          |                         |                |
| 5785.000                 | 78.59                   | PK       | H              | 39.44            | 112.01                   | N/A                     | N/A            |
| 5785.000                 | 69.03                   | AV       | H              | 39.44            | 102.45                   | N/A                     | N/A            |
| 5785.000                 | 84.68                   | PK       | V              | 39.44            | 118.10                   | N/A                     | N/A            |
| 5785.000                 | 75.01                   | AV       | V              | 39.44            | 108.43                   | N/A                     | N/A            |
| 11570.000                | 41.75                   | PK       | V              | 20.83            | 56.56                    | 74.00                   | 17.44          |
| 11570.000                | 28.84                   | AV       | V              | 20.83            | 43.65                    | 54.00                   | 10.35          |
| 17355.000                | 40.61                   | PK       | V              | 27.74            | 62.33                    | 68.20                   | 5.87           |
| High Channel: 5825 MHz   |                         |          |                |                  |                          |                         |                |
| 5825.000                 | 78.55                   | PK       | H              | 39.46            | 111.99                   | N/A                     | N/A            |
| 5825.000                 | 70.06                   | AV       | H              | 39.46            | 103.50                   | N/A                     | N/A            |
| 5825.000                 | 83.57                   | PK       | V              | 39.46            | 117.01                   | N/A                     | N/A            |
| 5825.000                 | 75.06                   | AV       | V              | 39.46            | 108.50                   | N/A                     | N/A            |
| 5850.000                 | 63.21                   | PK       | V              | 39.49            | 96.68                    | 122.20                  | 25.52          |
| 5855.000                 | 57.99                   | PK       | V              | 39.51            | 91.48                    | 110.80                  | 19.32          |
| 5875.000                 | 43.33                   | PK       | V              | 39.60            | 76.91                    | 105.20                  | 28.29          |
| 5925.000                 | 33.54                   | PK       | V              | 39.68            | 67.20                    | 68.20                   | 1.00           |
| 11650.000                | 45.35                   | PK       | V              | 21.07            | 60.40                    | 74.00                   | 13.60          |
| 11650.000                | 32.66                   | AV       | V              | 21.07            | 47.71                    | 54.00                   | 6.29           |
| 17475.000                | 39.15                   | PK       | V              | 28.61            | 61.74                    | 68.20                   | 6.46           |

**802.11a, Chain 1:**

| Frequency (MHz)          | Receiver             |          | Polar (H/V) | Factor (dB/m) | Result (dB $\mu$ V/m) | Limit (dB $\mu$ V/m) | Margin (dB) |
|--------------------------|----------------------|----------|-------------|---------------|-----------------------|----------------------|-------------|
|                          | Reading (dB $\mu$ V) | Detector |             |               |                       |                      |             |
| Low Channel: 5745MHz     |                      |          |             |               |                       |                      |             |
| 5745.000                 | 78.01                | PK       | H           | 39.46         | 111.45                | N/A                  | N/A         |
| 5745.000                 | 68.92                | AV       | H           | 39.46         | 102.36                | N/A                  | N/A         |
| 5745.000                 | 83.83                | PK       | V           | 39.46         | 117.27                | N/A                  | N/A         |
| 5745.000                 | 74.86                | AV       | V           | 39.46         | 108.30                | N/A                  | N/A         |
| 5725.000                 | 31.33                | PK       | V           | 39.48         | 64.79                 | 122.20               | 57.41       |
| 5720.000                 | 31.12                | PK       | V           | 39.49         | 64.59                 | 110.80               | 46.21       |
| 5700.000                 | 30.65                | PK       | V           | 39.51         | 64.14                 | 105.20               | 41.06       |
| 5650.000                 | 31.41                | PK       | V           | 39.49         | 64.88                 | 68.20                | 3.32        |
| 11490.000                | 43.95                | PK       | V           | 20.67         | 58.60                 | 74.00                | 15.40       |
| 11490.000                | 30.89                | AV       | V           | 20.67         | 45.54                 | 54.00                | 8.46        |
| 17235.000                | 43.15                | PK       | V           | 26.76         | 63.89                 | 68.20                | 4.31        |
| Middle Channel: 5785 MHz |                      |          |             |               |                       |                      |             |
| 5785.000                 | 78.75                | PK       | H           | 39.44         | 112.17                | N/A                  | N/A         |
| 5785.000                 | 69.34                | AV       | H           | 39.44         | 102.76                | N/A                  | N/A         |
| 5785.000                 | 84.56                | PK       | V           | 39.44         | 117.98                | N/A                  | N/A         |
| 5785.000                 | 75.42                | AV       | V           | 39.44         | 108.84                | N/A                  | N/A         |
| 11570.000                | 41.68                | PK       | V           | 20.83         | 56.49                 | 74.00                | 17.51       |
| 11570.000                | 28.37                | AV       | V           | 20.83         | 43.18                 | 54.00                | 10.82       |
| 17355.000                | 40.06                | PK       | V           | 27.74         | 61.78                 | 68.20                | 6.42        |
| High Channel: 5825 MHz   |                      |          |             |               |                       |                      |             |
| 5825.000                 | 80.14                | PK       | H           | 39.46         | 113.58                | N/A                  | N/A         |
| 5825.000                 | 70.05                | AV       | H           | 39.46         | 103.49                | N/A                  | N/A         |
| 5825.000                 | 85.17                | PK       | V           | 39.46         | 118.61                | N/A                  | N/A         |
| 5825.000                 | 75.83                | AV       | V           | 39.46         | 109.27                | N/A                  | N/A         |
| 5850.000                 | 60.81                | PK       | V           | 39.49         | 94.28                 | 122.20               | 27.92       |
| 5855.000                 | 54.89                | PK       | V           | 39.51         | 88.38                 | 110.80               | 22.42       |
| 5875.000                 | 40.60                | PK       | V           | 39.60         | 74.18                 | 105.20               | 31.02       |
| 5925.000                 | 33.19                | PK       | V           | 39.68         | 66.85                 | 68.20                | 1.35        |
| 11650.000                | 45.34                | PK       | V           | 21.07         | 60.39                 | 74.00                | 13.61       |
| 11650.000                | 32.54                | AV       | V           | 21.07         | 47.59                 | 54.00                | 6.41        |
| 17475.000                | 39.54                | PK       | V           | 28.61         | 62.13                 | 68.20                | 6.07        |

**802.11n ht20(2TX mode was the worst):**

| Frequency<br>(MHz)       | Receiver                |          | Polar<br>(H/V) | Factor<br>(dB/m) | Result<br>(dB $\mu$ V/m) | Limit<br>(dB $\mu$ V/m) | Margin<br>(dB) |
|--------------------------|-------------------------|----------|----------------|------------------|--------------------------|-------------------------|----------------|
|                          | Reading<br>(dB $\mu$ V) | Detector |                |                  |                          |                         |                |
| Low Channel: 5745MHz     |                         |          |                |                  |                          |                         |                |
| 5745.000                 | 80.24                   | PK       | H              | 39.46            | 113.68                   | N/A                     | N/A            |
| 5745.000                 | 70.32                   | AV       | H              | 39.46            | 103.76                   | N/A                     | N/A            |
| 5745.000                 | 85.01                   | PK       | V              | 39.46            | 118.45                   | N/A                     | N/A            |
| 5745.000                 | 74.75                   | AV       | V              | 39.46            | 108.19                   | N/A                     | N/A            |
| 5725.000                 | 58.03                   | PK       | V              | 39.48            | 91.49                    | 122.20                  | 30.71          |
| 5720.000                 | 50.35                   | PK       | V              | 39.49            | 83.82                    | 110.80                  | 26.98          |
| 5700.000                 | 37.43                   | PK       | V              | 39.51            | 70.92                    | 105.20                  | 34.28          |
| 5650.000                 | 30.51                   | PK       | V              | 39.49            | 63.98                    | 68.20                   | 4.22           |
| 11490.000                | 42.76                   | PK       | V              | 20.67            | 57.41                    | 74.00                   | 16.59          |
| 11490.000                | 29.98                   | AV       | V              | 20.67            | 44.63                    | 54.00                   | 9.37           |
| 17235.000                | 43.15                   | PK       | V              | 26.76            | 63.89                    | 68.20                   | 4.31           |
| Middle Channel: 5785 MHz |                         |          |                |                  |                          |                         |                |
| 5785.000                 | 78.98                   | PK       | H              | 39.44            | 112.40                   | N/A                     | N/A            |
| 5785.000                 | 69.66                   | AV       | H              | 39.44            | 103.08                   | N/A                     | N/A            |
| 5785.000                 | 84.89                   | PK       | V              | 39.44            | 118.31                   | N/A                     | N/A            |
| 5785.000                 | 75.63                   | AV       | V              | 39.44            | 109.05                   | N/A                     | N/A            |
| 11570.000                | 41.97                   | PK       | V              | 20.83            | 56.78                    | 74.00                   | 17.22          |
| 11570.000                | 29.03                   | AV       | V              | 20.83            | 43.84                    | 54.00                   | 10.16          |
| 17355.000                | 42.66                   | PK       | V              | 27.74            | 64.38                    | 68.20                   | 3.82           |
| High Channel: 5825 MHz   |                         |          |                |                  |                          |                         |                |
| 5825.000                 | 81.35                   | PK       | H              | 39.46            | 114.79                   | N/A                     | N/A            |
| 5825.000                 | 71.42                   | AV       | H              | 39.46            | 104.86                   | N/A                     | N/A            |
| 5825.000                 | 86.64                   | PK       | V              | 39.46            | 120.08                   | N/A                     | N/A            |
| 5825.000                 | 76.63                   | AV       | V              | 39.46            | 110.07                   | N/A                     | N/A            |
| 5850.000                 | 55.31                   | PK       | V              | 39.49            | 88.78                    | 122.20                  | 33.42          |
| 5855.000                 | 55.03                   | PK       | V              | 39.51            | 88.52                    | 110.80                  | 22.28          |
| 5875.000                 | 40.41                   | PK       | V              | 39.60            | 73.99                    | 105.20                  | 31.21          |
| 5925.000                 | 32.65                   | PK       | V              | 39.68            | 66.31                    | 68.20                   | 1.89           |
| 11650.000                | 44.94                   | PK       | V              | 21.07            | 59.99                    | 74.00                   | 14.01          |
| 11650.000                | 32.11                   | AV       | V              | 21.07            | 47.16                    | 54.00                   | 6.84           |
| 17475.000                | 40.14                   | PK       | V              | 28.61            | 62.73                    | 68.20                   | 5.47           |



**802.11n ht40(2TX mode was the worst):**

| Frequency<br>(MHz)     | Receiver                |          | Polar<br>(H/V) | Factor<br>(dB/m) | Result<br>(dB $\mu$ V/m) | Limit<br>(dB $\mu$ V/m) | Margin<br>(dB) |
|------------------------|-------------------------|----------|----------------|------------------|--------------------------|-------------------------|----------------|
|                        | Reading<br>(dB $\mu$ V) | Detector |                |                  |                          |                         |                |
| Low Channel: 5755 MHz  |                         |          |                |                  |                          |                         |                |
| 5755.000               | 79.68                   | PK       | H              | 39.45            | 113.11                   | N/A                     | N/A            |
| 5755.000               | 69.34                   | AV       | H              | 39.45            | 102.77                   | N/A                     | N/A            |
| 5755.000               | 84.14                   | PK       | V              | 39.45            | 117.57                   | N/A                     | N/A            |
| 5755.000               | 74.03                   | AV       | V              | 39.45            | 107.46                   | N/A                     | N/A            |
| 5725.000               | 54.16                   | PK       | V              | 39.48            | 87.62                    | 122.20                  | 34.58          |
| 5720.000               | 56.04                   | PK       | V              | 39.49            | 89.51                    | 110.80                  | 21.29          |
| 5700.000               | 42.09                   | PK       | V              | 39.51            | 75.58                    | 105.20                  | 29.62          |
| 5650.000               | 32.24                   | PK       | V              | 39.49            | 65.71                    | 68.20                   | 2.49           |
| 11510.000              | 39.26                   | PK       | V              | 20.67            | 53.91                    | 74.00                   | 20.09          |
| 11510.000              | 26.54                   | AV       | V              | 20.67            | 41.19                    | 54.00                   | 12.81          |
| 17265.000              | 38.74                   | PK       | V              | 26.94            | 59.66                    | 68.20                   | 8.54           |
| High Channel: 5795 MHz |                         |          |                |                  |                          |                         |                |
| 5795.000               | 79.64                   | PK       | H              | 39.43            | 113.05                   | N/A                     | N/A            |
| 5795.000               | 69.35                   | AV       | H              | 39.43            | 102.76                   | N/A                     | N/A            |
| 5795.000               | 84.21                   | PK       | V              | 39.43            | 117.62                   | N/A                     | N/A            |
| 5795.000               | 74.08                   | AV       | V              | 39.43            | 107.49                   | N/A                     | N/A            |
| 5850.000               | 55.70                   | PK       | V              | 39.49            | 89.17                    | 122.20                  | 33.03          |
| 5855.000               | 55.82                   | PK       | V              | 39.51            | 89.31                    | 110.80                  | 21.49          |
| 5875.000               | 43.04                   | PK       | V              | 39.60            | 76.62                    | 105.20                  | 28.58          |
| 5925.000               | 31.67                   | PK       | V              | 39.68            | 65.33                    | 68.20                   | 2.87           |
| 11590.000              | 39.94                   | PK       | V              | 20.88            | 54.80                    | 74.00                   | 19.20          |
| 11590.000              | 26.35                   | AV       | V              | 20.88            | 41.21                    | 54.00                   | 12.79          |
| 17385.000              | 39.12                   | PK       | V              | 28.07            | 61.17                    | 68.20                   | 7.03           |

**802.11ac vht20(2TX mode was the worst):**

| Frequency (MHz)          | Receiver             |          | Polar (H/V) | Factor (dB/m) | Result (dB $\mu$ V/m) | Limit (dB $\mu$ V/m) | Margin (dB) |
|--------------------------|----------------------|----------|-------------|---------------|-----------------------|----------------------|-------------|
|                          | Reading (dB $\mu$ V) | Detector |             |               |                       |                      |             |
| Low Channel: 5745MHz     |                      |          |             |               |                       |                      |             |
| 5745.000                 | 81.26                | PK       | H           | 39.46         | 114.70                | N/A                  | N/A         |
| 5745.000                 | 70.47                | AV       | H           | 39.46         | 103.91                | N/A                  | N/A         |
| 5745.000                 | 86.32                | PK       | V           | 39.46         | 119.76                | N/A                  | N/A         |
| 5745.000                 | 75.34                | AV       | V           | 39.46         | 108.78                | N/A                  | N/A         |
| 5725.000                 | 64.35                | PK       | V           | 39.48         | 97.81                 | 122.20               | 24.39       |
| 5720.000                 | 57.44                | PK       | V           | 39.49         | 90.91                 | 110.80               | 19.89       |
| 5700.000                 | 40.90                | PK       | V           | 39.51         | 74.39                 | 105.20               | 30.81       |
| 5650.000                 | 31.21                | PK       | V           | 39.49         | 64.68                 | 68.20                | 3.52        |
| 11490.000                | 43.12                | PK       | V           | 20.67         | 57.77                 | 74.00                | 16.23       |
| 11490.000                | 30.24                | AV       | V           | 20.67         | 44.89                 | 54.00                | 9.11        |
| 17235.000                | 43.58                | PK       | V           | 26.76         | 64.32                 | 68.20                | 3.88        |
| Middle Channel: 5785 MHz |                      |          |             |               |                       |                      |             |
| 5785.000                 | 80.77                | PK       | H           | 39.44         | 114.19                | N/A                  | N/A         |
| 5785.000                 | 70.38                | AV       | H           | 39.44         | 103.80                | N/A                  | N/A         |
| 5785.000                 | 85.26                | PK       | V           | 39.44         | 118.68                | N/A                  | N/A         |
| 5785.000                 | 74.98                | AV       | V           | 39.44         | 108.40                | N/A                  | N/A         |
| 11570.000                | 43.31                | PK       | V           | 20.83         | 58.12                 | 74.00                | 15.88       |
| 11570.000                | 30.62                | AV       | V           | 20.83         | 45.43                 | 54.00                | 8.57        |
| 17355.000                | 42.64                | PK       | V           | 27.74         | 64.36                 | 68.20                | 3.84        |
| High Channel: 5825 MHz   |                      |          |             |               |                       |                      |             |
| 5825.000                 | 79.86                | PK       | H           | 39.46         | 113.30                | N/A                  | N/A         |
| 5825.000                 | 69.79                | AV       | H           | 39.46         | 103.23                | N/A                  | N/A         |
| 5825.000                 | 84.53                | PK       | V           | 39.46         | 117.97                | N/A                  | N/A         |
| 5825.000                 | 74.45                | AV       | V           | 39.46         | 107.89                | N/A                  | N/A         |
| 5850.000                 | 58.95                | PK       | V           | 39.49         | 92.42                 | 122.20               | 29.78       |
| 5855.000                 | 53.20                | PK       | V           | 39.51         | 86.69                 | 110.80               | 24.11       |
| 5875.000                 | 39.25                | PK       | V           | 39.60         | 72.83                 | 105.20               | 32.37       |
| 5925.000                 | 33.45                | PK       | V           | 39.68         | 67.11                 | 68.20                | 1.09        |
| 11650.000                | 44.35                | PK       | V           | 21.07         | 59.40                 | 74.00                | 14.60       |
| 11650.000                | 31.42                | AV       | V           | 21.07         | 46.47                 | 54.00                | 7.53        |
| 17475.000                | 41.12                | PK       | V           | 28.61         | 63.71                 | 68.20                | 4.49        |

**802.11ac vht40(2TX mode was the worst):**

| Frequency<br>(MHz)     | Receiver                |          | Polar<br>(H/V) | Factor<br>(dB/m) | Result<br>(dB $\mu$ V/m) | Limit<br>(dB $\mu$ V/m) | Margin<br>(dB) |
|------------------------|-------------------------|----------|----------------|------------------|--------------------------|-------------------------|----------------|
|                        | Reading<br>(dB $\mu$ V) | Detector |                |                  |                          |                         |                |
| Low Channel: 5755 MHz  |                         |          |                |                  |                          |                         |                |
| 5755.000               | 78.86                   | PK       | H              | 39.45            | 112.29                   | N/A                     | N/A            |
| 5755.000               | 68.05                   | AV       | H              | 39.45            | 101.48                   | N/A                     | N/A            |
| 5755.000               | 84.17                   | PK       | V              | 39.45            | 117.60                   | N/A                     | N/A            |
| 5755.000               | 73.86                   | AV       | V              | 39.45            | 107.29                   | N/A                     | N/A            |
| 5725.000               | 64.75                   | PK       | V              | 39.48            | 98.21                    | 122.20                  | 23.99          |
| 5720.000               | 64.15                   | PK       | V              | 39.49            | 97.62                    | 110.80                  | 13.18          |
| 5700.000               | 49.46                   | PK       | V              | 39.51            | 82.95                    | 105.20                  | 22.25          |
| 5650.000               | 33.67                   | PK       | V              | 39.49            | 67.14                    | 68.20                   | 1.06           |
| 11510.000              | 39.15                   | PK       | V              | 20.67            | 53.80                    | 74.00                   | 20.20          |
| 11510.000              | 26.35                   | AV       | V              | 20.67            | 41.00                    | 54.00                   | 13.00          |
| 17265.000              | 38.76                   | PK       | V              | 26.94            | 59.68                    | 68.20                   | 8.52           |
| High Channel: 5795 MHz |                         |          |                |                  |                          |                         |                |
| 5795.000               | 79.85                   | PK       | H              | 39.43            | 113.26                   | N/A                     | N/A            |
| 5795.000               | 69.03                   | AV       | H              | 39.43            | 102.44                   | N/A                     | N/A            |
| 5795.000               | 84.68                   | PK       | V              | 39.43            | 118.09                   | N/A                     | N/A            |
| 5795.000               | 73.96                   | AV       | V              | 39.43            | 107.37                   | N/A                     | N/A            |
| 5850.000               | 48.64                   | PK       | V              | 39.49            | 82.11                    | 122.20                  | 40.09          |
| 5855.000               | 46.75                   | PK       | V              | 39.51            | 80.24                    | 110.80                  | 30.56          |
| 5875.000               | 37.47                   | PK       | V              | 39.60            | 71.05                    | 105.20                  | 34.15          |
| 5925.000               | 32.85                   | PK       | V              | 39.68            | 66.51                    | 68.20                   | 1.69           |
| 11590.000              | 40.31                   | PK       | V              | 20.88            | 55.17                    | 74.00                   | 18.83          |
| 11590.000              | 27.42                   | AV       | V              | 20.88            | 42.28                    | 54.00                   | 11.72          |
| 17385.000              | 39.06                   | PK       | V              | 28.07            | 61.11                    | 68.20                   | 7.09           |

**802.11ac vht80(2TX mode was the worst):**

| Frequency (MHz)          | Receiver             |          | Polar (H/V) | Factor (dB/m) | Result (dB $\mu$ V/m) | Limit (dB $\mu$ V/m) | Margin (dB) |
|--------------------------|----------------------|----------|-------------|---------------|-----------------------|----------------------|-------------|
|                          | Reading (dB $\mu$ V) | Detector |             |               |                       |                      |             |
| Middle Channel: 5775 MHz |                      |          |             |               |                       |                      |             |
| 5775.000                 | 73.58                | PK       | H           | 39.44         | 107.00                | N/A                  | N/A         |
| 5775.000                 | 63.69                | AV       | H           | 39.44         | 97.11                 | N/A                  | N/A         |
| 5775.000                 | 78.81                | PK       | V           | 39.44         | 112.23                | N/A                  | N/A         |
| 5775.000                 | 68.92                | AV       | V           | 39.44         | 102.34                | N/A                  | N/A         |
| 5725.000                 | 51.53                | PK       | V           | 39.48         | 84.99                 | 122.20               | 37.21       |
| 5720.000                 | 52.77                | PK       | V           | 39.49         | 86.24                 | 110.80               | 24.56       |
| 5700.000                 | 45.74                | PK       | V           | 39.51         | 79.23                 | 105.20               | 25.97       |
| 5650.000                 | 31.59                | PK       | V           | 39.49         | 65.06                 | 68.20                | 3.14        |
| 5850.000                 | 50.77                | PK       | V           | 39.49         | 84.24                 | 122.20               | 37.96       |
| 5855.000                 | 43.21                | PK       | V           | 39.51         | 76.70                 | 110.80               | 34.10       |
| 5875.000                 | 36.63                | PK       | V           | 39.60         | 70.21                 | 105.20               | 34.99       |
| 5925.000                 | 31.35                | PK       | V           | 39.68         | 65.01                 | 68.20                | 3.19        |
| 11550.000                | 36.54                | PK       | V           | 20.78         | 51.30                 | 74.00                | 22.70       |
| 11550.000                | 23.64                | AV       | V           | 20.78         | 38.40                 | 54.00                | 15.60       |
| 17325.000                | 33.01                | PK       | V           | 27.41         | 54.40                 | 68.20                | 13.80       |

**Transmit simultaneously:**

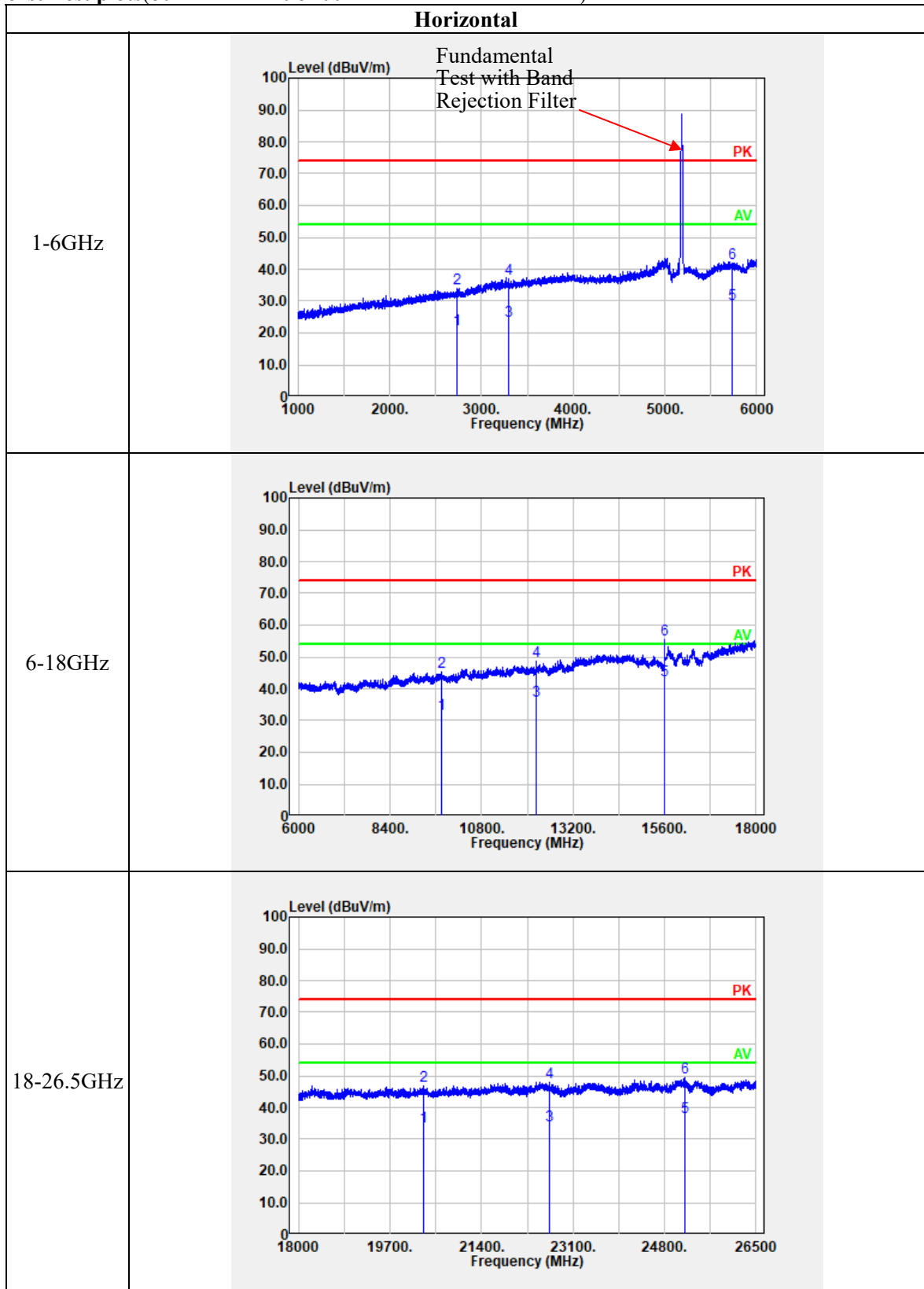
| Frequency (MHz)  | Receiver             |          | Polar (H/V) | Factor (dB/m) | Result (dB $\mu$ V/m) | Limit (dB $\mu$ V/m) | Margin (dB) |
|--|----------------------|----------|-------------|---------------|-----------------------|----------------------|-------------|
|  | Reading (dB $\mu$ V) | Detector |             |               |                       |                      |             |
| 802.11b chain 1 low channel + 802.11a chain 0 5200MHz was the worst case |                      |          |             |               |                       |                      |             |
| 4824.000   | 41.26                | PK       | V           | 10.94         | 46.18                 | 74.00                | 27.82       |
| 4824.000   | 36.41                | AV       | V           | 10.94         | 41.33                 | 54.00                | 12.67       |
| 7236.000   | 35.19                | PK       | V           | 14.44         | 43.61                 | 74.00                | 30.39       |
| 7236.000   | 22.33                | AV       | V           | 14.44         | 30.75                 | 54.00                | 23.25       |
| 10400.000  | 34.43                | PK       | V           | 19.16         | 47.57                 | 74.00                | 26.43       |
| 10400.000  | 22.06                | AV       | V           | 19.16         | 35.20                 | 54.00                | 18.80       |
| 15600.000  | 49.82                | PK       | V           | 22.41         | 66.21                 | 74.00                | 7.79        |
| 15600.000  | 36.41                | AV       | V           | 22.41         | 52.80                 | 54.00                | 1.20        |

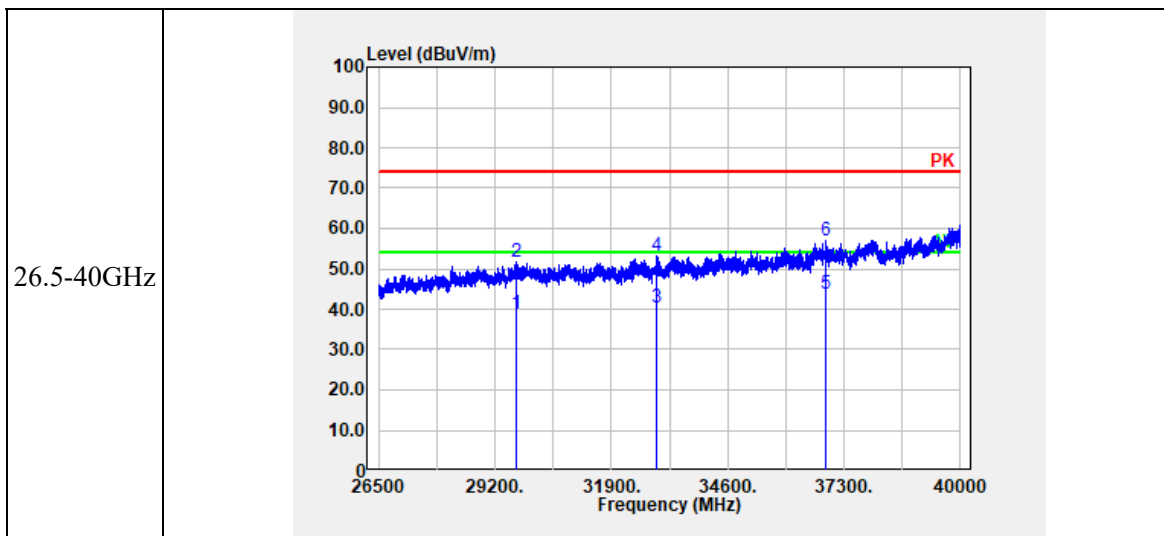
Note:

*Result = Reading + Factor- Distance extrapolation Factor*

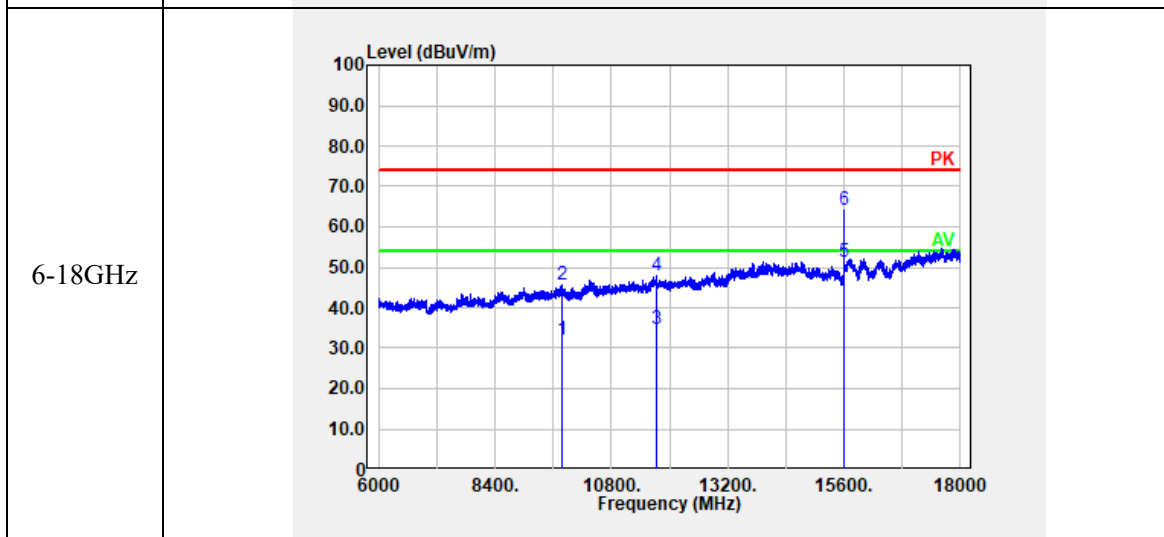
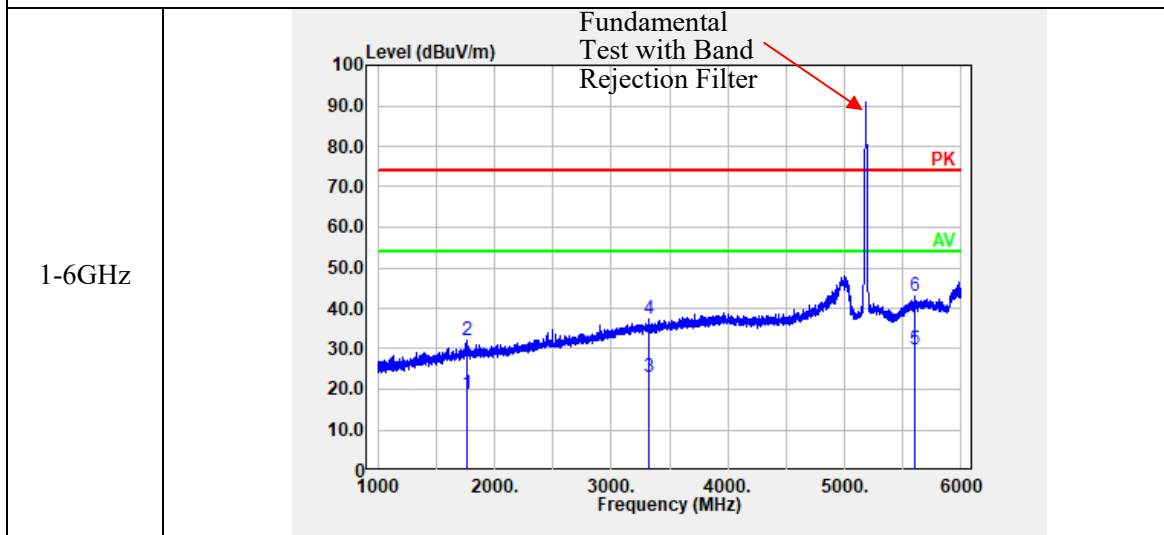
*Distance extrapolation Factor = 20 log (specific distance [3m]/test distance [1.5m]) dB= 6.02 dB*

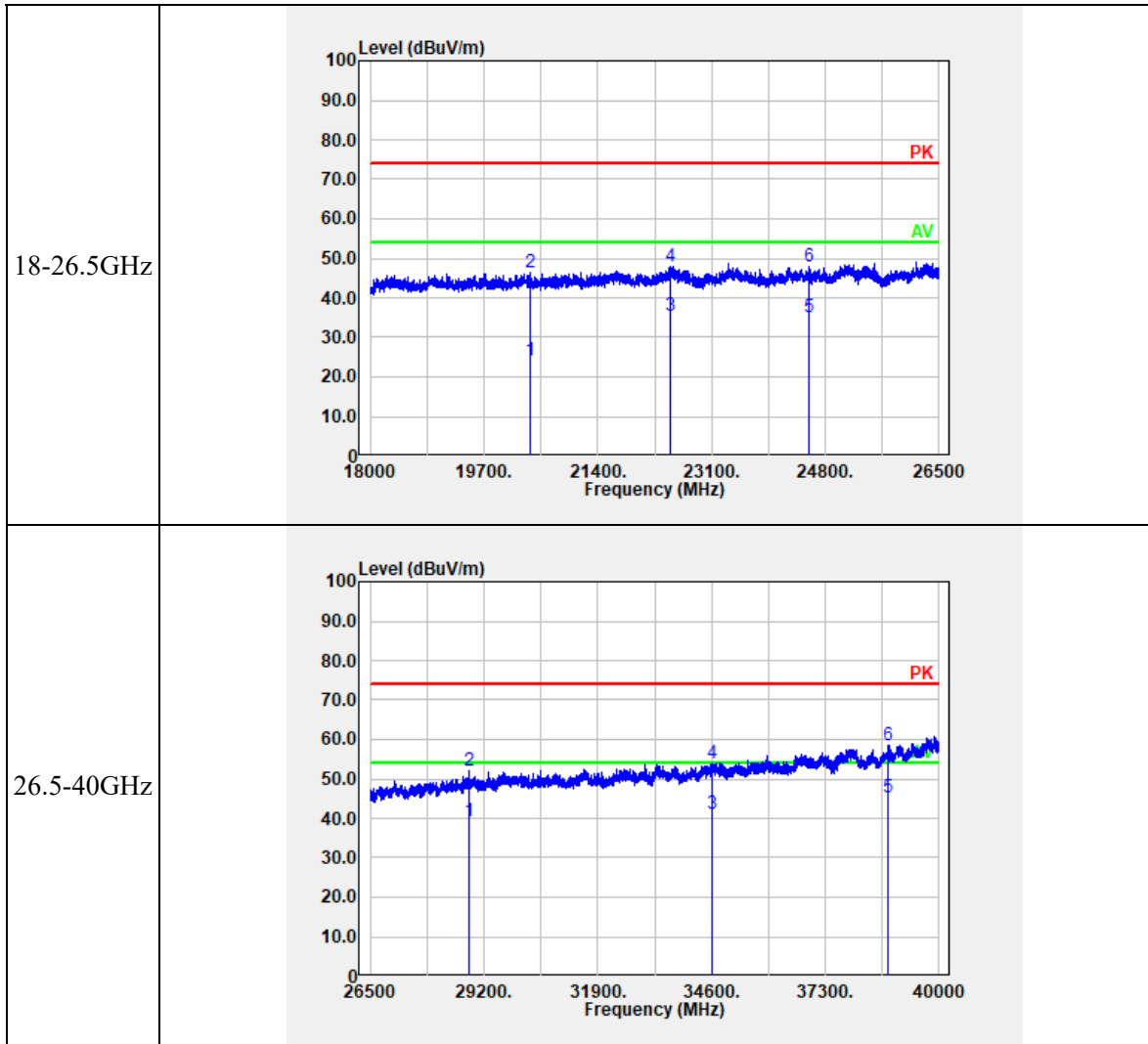
**Worst Test plots(802.11a chain 0 5200 MHz mode was the worst)**





**Vertical**





**4.3 Emission Bandwidth:**

|                |           |              |                       |
|----------------|-----------|--------------|-----------------------|
| Serial Number: | IRM1      | Test Date:   | 2022/12/08-2022/12/29 |
| Test Site:     | RF        | Test Mode:   | Transmitting          |
| Tester:        | Arthur Su | Test Result: | Pass                  |

**Environmental Conditions:**

|                      |           |                              |       |                        |             |
|----------------------|-----------|------------------------------|-------|------------------------|-------------|
| Temperature:<br>(°C) | 21.2~23.1 | Relative<br>Humidity:<br>(%) | 42~47 | ATM Pressure:<br>(kPa) | 101.4~101.5 |
|----------------------|-----------|------------------------------|-------|------------------------|-------------|

**Test Equipment List and Details:**

| Manufacturer | Description        | Model         | Serial Number | Calibration Date | Calibration Due Date |
|--------------|--------------------|---------------|---------------|------------------|----------------------|
| R&S          | Spectrum Analyzer  | FSU26         | 200445        | 2022/04/05       | 2023/04/04           |
| zhuoxiang    | Coaxial Cable      | SMA-178       | 211001        | Each time        | N/A                  |
| eastsheep    | Coaxial Attenuator | 2W-SMA-JK-18G | 21060301      | Each time        | N/A                  |

\* Statement of Traceability: China Certification ICT Co., Ltd (Dongguan) attests that all calibrations have been performed, traceable to National Primary Standards and International System of Units (SI).

**Test Data:**

5150-5250 MHz:

| Test Modes     | Test Frequency (MHz) | 26 dB Bandwidth (MHz) | 99% Occupied Bandwidth (MHz) |
|----------------|----------------------|-----------------------|------------------------------|
| 802.11a        | 5180                 | 18.88                 | 16.48                        |
|                | 5200                 | 18.88                 | 16.56                        |
|                | 5240                 | 18.80                 | 16.48                        |
| 802.11n ht20   | 5180                 | 19.84                 | 17.68                        |
|                | 5200                 | 19.84                 | 17.68                        |
|                | 5240                 | 19.84                 | 17.68                        |
| 802.11n ht40   | 5190                 | 41.12                 | 36.32                        |
|                | 5230                 | 40.80                 | 36.32                        |
| 802.11ac vht20 | 5180                 | 19.60                 | 17.76                        |
|                | 5200                 | 19.68                 | 17.76                        |
|                | 5240                 | 19.68                 | 17.76                        |
| 802.11ac vht40 | 5190                 | 40.48                 | 36.32                        |
|                | 5230                 | 40.32                 | 36.32                        |
| 802.11ac vht80 | 5210                 | 82.24                 | 75.20                        |

Note:

Test only was performed at Chain 0.

The 99% Occupied Bandwidth have not fall into the band 5250-5350MHz, please refer to the test plots of 99% Occupied Bandwidth.



5725-5850 MHz:

| Test Modes     | Test Frequency (MHz) | 6 dB Bandwidth (MHz) | 99% Occupied Bandwidth (MHz) |
|----------------|----------------------|----------------------|------------------------------|
| 802.11a        | 5745                 | 16.56                | 17.52                        |
|                | 5785                 | 16.56                | 17.84                        |
|                | 5825                 | 16.56                | 18.08                        |
| 802.11n ht20   | 5745                 | 17.76                | 18                           |
|                | 5785                 | 17.84                | 18.08                        |
|                | 5825                 | 17.84                | 18.32                        |
| 802.11n ht40   | 5755                 | 36.64                | 36.64                        |
|                | 5795                 | 36.64                | 36.64                        |
| 802.11ac vht20 | 5745                 | 17.76                | 17.92                        |
|                | 5785                 | 17.84                | 17.92                        |
|                | 5825                 | 17.84                | 17.92                        |
| 802.11ac vht40 | 5755                 | 36.48                | 36.64                        |
|                | 5795                 | 36.32                | 36.64                        |
| 802.11ac vht80 | 5775                 | 75.2                 | 76.16                        |

Note:

6dB Emission Bandwidth Limit:  $\geq 0.5$  MHz

Test only was performed at Chain 0.

The 99% Occupied Bandwidth have not fall into the band 5470-5725MHz, please refer to the test plots of 99% Occupied Bandwidth.

5150-5250MHz:

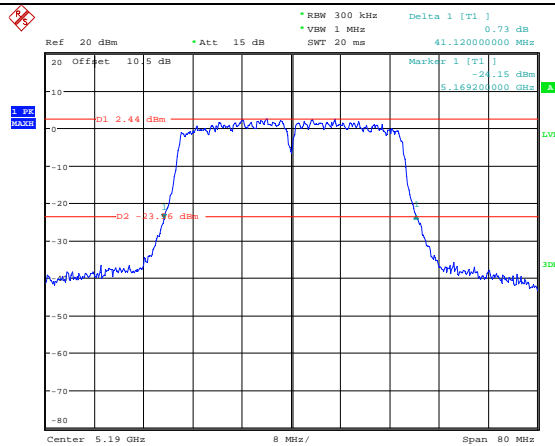
| <b>26dB Emission Bandwidth</b> |   |
|--------------------------------|---|
| 802.11a<br>Lowest Channel      | <p>                     * RBW 300 kHz    Delta 1 [T1]    -0.63 dB<br/>                     * VBW 1 MHz<br/>                     * Att 15 dB    SWT 20 ms    18.880000000 MHz<br/>                     Ref 20 dBm    Offset 10.5 dB    Marker 1 [T1]    -1.48 dBm<br/>                     D1 8.03 dBm    5.179400000 GHz<br/>                     D2 -7.97 dBm<br/>                     Center 5.18 GHz    4 MHz/    Span 40 MHz<br/>                     Date: 29.DEC.2022 15:51:21                 </p> |
| 802.11a<br>Middle Channel      | <p>                     * RBW 300 kHz    Delta 1 [T1]    -0.51 dB<br/>                     * VBW 1 MHz<br/>                     * Att 15 dB    SWT 20 ms    18.880000000 MHz<br/>                     Ref 20 dBm    Offset 10.5 dB    Marker 1 [T1]    -1.52 dBm<br/>                     D1 8.26 dBm    5.199400000 GHz<br/>                     D2 -7.74 dBm<br/>                     Center 5.2 GHz    4 MHz/    Span 40 MHz<br/>                     Date: 29.DEC.2022 15:52:13                 </p>  |
| 802.11a<br>Highest Channel     | <p>                     * RBW 300 kHz    Delta 1 [T1]    -0.04 dB<br/>                     * VBW 1 MHz<br/>                     * Att 15 dB    SWT 20 ms    18.800000000 MHz<br/>                     Ref 20 dBm    Offset 10.5 dB    Marker 1 [T1]    -1.63 dBm<br/>                     D1 8.11 dBm    5.239400000 GHz<br/>                     D2 -7.89 dBm<br/>                     Center 5.24 GHz    4 MHz/    Span 40 MHz<br/>                     Date: 29.DEC.2022 15:53:25                 </p> |

### 26dB Emission Bandwidth

|   |   |
|---|---|
| <p>802.11n ht20<br/>Lowest Channel</p>  | <p>Ref: 20 dBm, *Att: 15 dB, *RBW: 300 kHz, *VBW: 1 MHz, SWF: 20 ms, Delta 1 [T1]: -0.31 dB, Marker 1 [T1]: -21.54 dBm, 5.170000000 GHz</p> <p>D1: 4.42 dBm, D2: -11.98 dBm</p> <p>Center: 5.18 GHz, 4 MHz/, Span: 40 MHz</p> <p>Date: 29.DEC.2022 15:55:04</p> |
| <p>802.11n ht20<br/>Middle Channel</p>  | <p>Ref: 20 dBm, *Att: 15 dB, *RBW: 300 kHz, *VBW: 1 MHz, SWF: 20 ms, Delta 1 [T1]: -0.28 dB, Marker 1 [T1]: -22.12 dBm, 5.190000000 GHz</p> <p>D1: 4.14 dBm, D2: -11.98 dBm</p> <p>Center: 5.2 GHz, 4 MHz/, Span: 40 MHz</p> <p>Date: 29.DEC.2022 15:56:06</p>  |
| <p>802.11n ht20<br/>Highest Channel</p> | <p>Ref: 20 dBm, *Att: 15 dB, *RBW: 300 kHz, *VBW: 1 MHz, SWF: 20 ms, Delta 1 [T1]: 0.15 dB, Marker 1 [T1]: -22.40 dBm, 5.220000000 GHz</p> <p>D1: 3.59 dBm, D2: -12.41 dBm</p> <p>Center: 5.24 GHz, 4 MHz/, Span: 40 MHz</p> <p>Date: 29.DEC.2022 15:57:26</p>  |

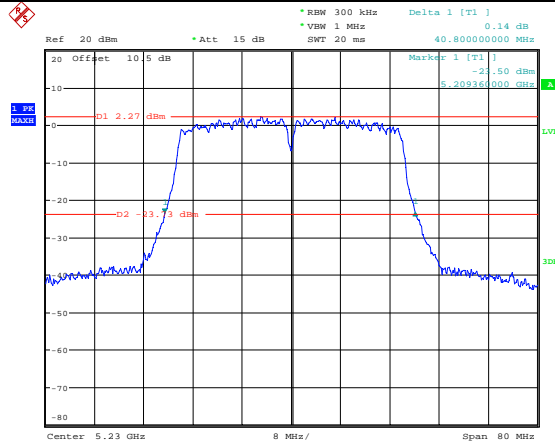
### 26dB Emission Bandwidth

802.11n ht40  
Lowest Channel



Date: 29.DEC.2022 16:02:37

802.11n ht40  
Highest Channel



Date: 29.DEC.2022 16:04:24

### 26dB Emission Bandwidth

|   |   |
|---|---|
| <p>802.11ac vht20<br/>Lowest Channel</p>  | <p>Ref 20 dBm * Att 15 dB * RBW 300 kHz Delta 1 [T1 ] -0.93 dB<br/>* VBW 1 MHz 19.600000000 MHz<br/>SWT 20 ms</p> <p>Offset 10.5 dB</p> <p>Marker 1 [T1 ] -24.30 dBm<br/>5.170080000 GHz</p> <p>D1 5.41 dBm<br/>D2 -20.57 dBm</p> <p>Center 5.18 GHz 4 MHz/ Span 40 MHz</p> <p>Date: 29.DEC.2022 16:01:26</p> |
| <p>802.11ac vht20<br/>Middle Channel</p>  | <p>Ref 20 dBm * Att 15 dB * RBW 300 kHz Delta 1 [T1 ] 0.24 dB<br/>* VBW 1 MHz 19.680000000 MHz<br/>SWT 20 ms</p> <p>Offset 10.5 dB</p> <p>Marker 1 [T1 ] -2.15 dBm<br/>5.190000000 GHz</p> <p>D1 5.35 dBm<br/>D2 -20.57 dBm</p> <p>Center 5.2 GHz 4 MHz/ Span 40 MHz</p> <p>Date: 29.DEC.2022 16:00:26</p>    |
| <p>802.11ac vht20<br/>Highest Channel</p> | <p>Ref 20 dBm * Att 15 dB * RBW 300 kHz Delta 1 [T1 ] -0.02 dB<br/>* VBW 1 MHz 19.680000000 MHz<br/>SWT 20 ms</p> <p>Offset 10.5 dB</p> <p>Marker 1 [T1 ] -2.02 dBm<br/>5.220000000 GHz</p> <p>D1 5.38 dBm<br/>D2 -20.57 dBm</p> <p>Center 5.24 GHz 4 MHz/ Span 40 MHz</p> <p>Date: 29.DEC.2022 15:59:10</p>  |

### 26dB Emission Bandwidth

|   |  |
|---|--|
| <p>802.11ac vht40<br/>Lowest Channel</p>  | <p>Ref 20 dBm * Att 15 dB * RBW 300 kHz Delta 1 [T1 ]<br/>         * VBW 1 MHz -0.31 dB<br/>         * SWT 20 ms 40.490000000 MHz</p> <p>Marker 1 [T1 ]<br/>         -22.73 dBm<br/>         5.169840000 GHz</p> <p>D1 2.89 dBm<br/>         D2 -33.11 dBm</p> <p>Center 5.19 GHz 8 MHz/ Span 80 MHz</p> <p>Date: 29.DEC.2022 16:06:11</p> |
| <p>802.11ac vht40<br/>Highest Channel</p> | <p>Ref 20 dBm * Att 15 dB * RBW 300 kHz Delta 1 [T1 ]<br/>         * VBW 1 MHz -0.02 dB<br/>         * SWT 20 ms 40.320000000 MHz</p> <p>Marker 1 [T1 ]<br/>         -22.56 dBm<br/>         5.209840000 GHz</p> <p>D1 3.13 dBm<br/>         D2 -32.97 dBm</p> <p>Center 5.23 GHz 8 MHz/ Span 80 MHz</p> <p>Date: 29.DEC.2022 16:05:24</p> |
| <p>802.11ac vht80<br/>Middle Channel</p>  | <p>Ref 20 dBm * Att 15 dB * RBW 1 MHz Delta 1 [T1 ]<br/>         * VBW 3 MHz 0.36 dB<br/>         * SWT 20 ms 82.240000000 MHz</p> <p>Marker 1 [T1 ]<br/>         -11.46 dBm<br/>         5.168720000 GHz</p> <p>D1 6.64 dBm<br/>         D2 -31.74 dBm</p> <p>Center 5.21 GHz 16 MHz/ Span 160 MHz</p> <p>Date: 29.DEC.2022 16:07:22</p>  |

### 99% Emission Bandwidth

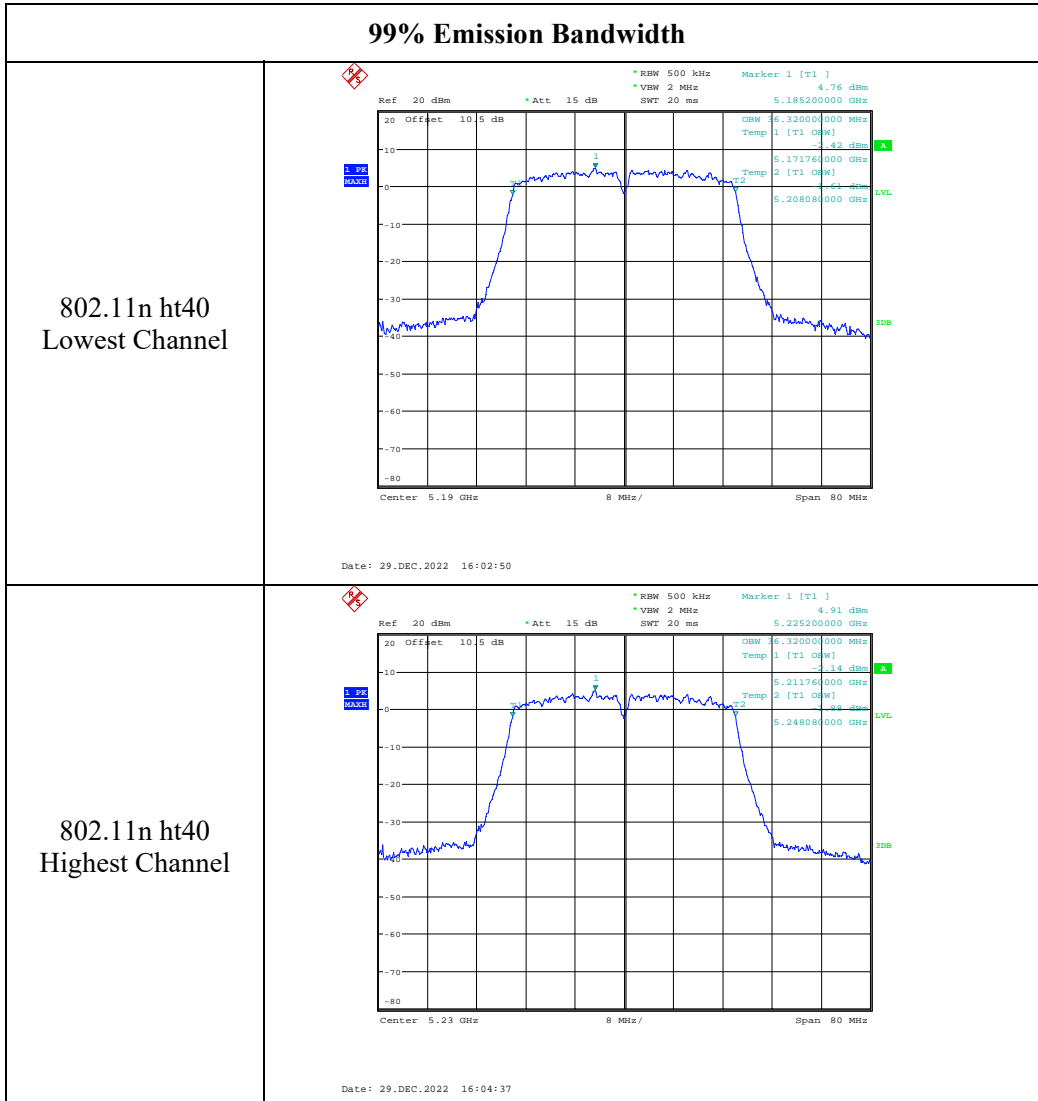
|                                    |                                   |
|------------------------------------|-----------------------------------|
| <p>802.11a<br/>Lowest Channel</p>  | <p>Date: 29.DEC.2022 15:51:34</p> |
| <p>802.11a<br/>Middle Channel</p>  | <p>Date: 29.DEC.2022 15:52:26</p> |
| <p>802.11a<br/>Highest Channel</p> | <p>Date: 29.DEC.2022 15:53:38</p> |

**99% Emission Bandwidth**

|   |   |
|---|---|
| <p>802.11n ht20<br/>Lowest Channel</p>  | <p>Ref 20 dBm * Att 15 dB * RBW 300 kHz Marker 1 [T1] 4.19 dBm<br/>         * VBW 1 MHz 5.179240000 GHz<br/>         * SWT 20 ms</p> <p>OSW 7.680000000 MHz<br/>         Temp 1 [T1] OSW] -43 dBm<br/>         5.171040000 GHz<br/>         Temp 2 [T1] OSW] -43 dBm<br/>         5.188720000 GHz</p> <p>Center 5.18 GHz 4 MHz/ Span 40 MHz</p> <p>Date: 29.DEC.2022 15:55:17</p> |
| <p>802.11n ht20<br/>Middle Channel</p>  | <p>Ref 20 dBm * Att 15 dB * RBW 300 kHz Marker 1 [T1] 3.95 dBm<br/>         * VBW 1 MHz 5.198240000 GHz<br/>         * SWT 20 ms</p> <p>OSW 7.680000000 MHz<br/>         Temp 1 [T1] OSW] -47 dBm<br/>         5.191040000 GHz<br/>         Temp 2 [T1] OSW] -43 dBm<br/>         5.208720000 GHz</p> <p>Center 5.2 GHz 4 MHz/ Span 40 MHz</p> <p>Date: 29.DEC.2022 15:56:19</p>  |
| <p>802.11n ht20<br/>Highest Channel</p> | <p>Ref 20 dBm * Att 15 dB * RBW 300 kHz Marker 1 [T1] 3.59 dBm<br/>         * VBW 1 MHz 5.238240000 GHz<br/>         * SWT 20 ms</p> <p>OSW 7.680000000 MHz<br/>         Temp 1 [T1] OSW] -45 dBm<br/>         5.231040000 GHz<br/>         Temp 2 [T1] OSW] -43 dBm<br/>         5.248720000 GHz</p> <p>Center 5.24 GHz 4 MHz/ Span 40 MHz</p> <p>Date: 29.DEC.2022 15:57:39</p> |



### 99% Emission Bandwidth



**99% Emission Bandwidth**

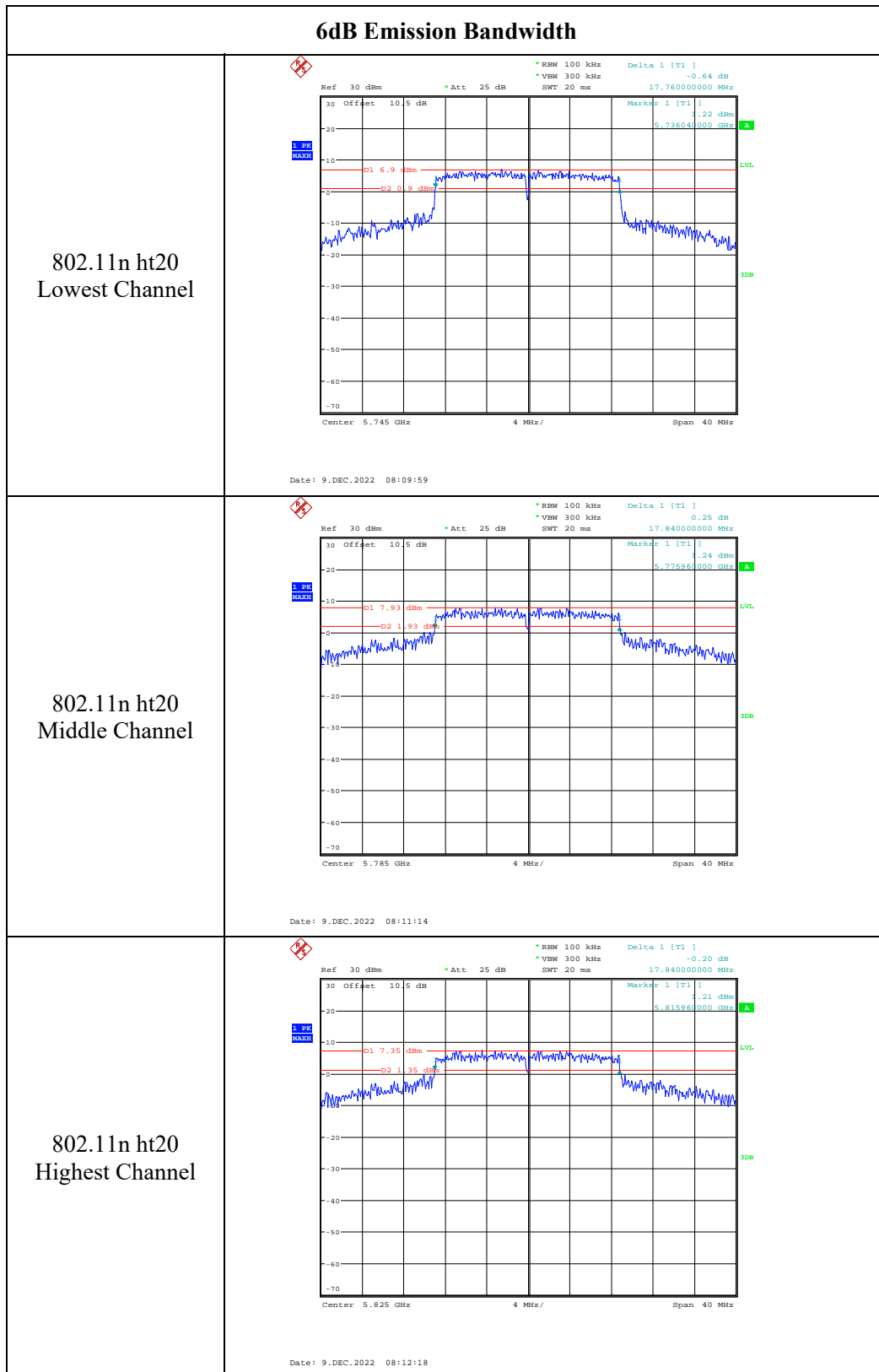
|   |   |
|---|---|
| <p>802.11ac vht20<br/>Lowest Channel</p>  | <p>Ref: 20 dBm, Offset: 10.5 dB, Att: 15 dB, RBW: 300 kHz, VBW: 1 MHz, SWT: 20 ms, Marker 1 [T1]: 5.11 dBm, 5.179160000 GHz</p> <p>OSW: 7.760000000 MHz, Temp 1 [T1] OSW: -4.47 dBm, 5.170996000 GHz</p> <p>Temp 2 [T1] OSW: -4.35 dBm, 5.188720000 GHz</p> <p>Center: 5.18 GHz, 4 MHz/, Span: 40 MHz</p> <p>Date: 29.DEC.2022 16:01:39</p> |
| <p>802.11ac vht20<br/>Middle Channel</p>  | <p>Ref: 20 dBm, Offset: 10.5 dB, Att: 15 dB, RBW: 300 kHz, VBW: 1 MHz, SWT: 20 ms, Marker 1 [T1]: 5.36 dBm, 5.195520000 GHz</p> <p>OSW: 7.760000000 MHz, Temp 1 [T1] OSW: -4.57 dBm, 5.190960000 GHz</p> <p>Temp 2 [T1] OSW: -4.44 dBm, 5.208720000 GHz</p> <p>Center: 5.2 GHz, 4 MHz/, Span: 40 MHz</p> <p>Date: 29.DEC.2022 16:00:39</p>  |
| <p>802.11ac vht20<br/>Highest Channel</p> | <p>Ref: 20 dBm, Offset: 10.5 dB, Att: 15 dB, RBW: 300 kHz, VBW: 1 MHz, SWT: 20 ms, Marker 1 [T1]: 5.26 dBm, 5.235520000 GHz</p> <p>OSW: 7.760000000 MHz, Temp 1 [T1] OSW: -4.56 dBm, 5.230960000 GHz</p> <p>Temp 2 [T1] OSW: -4.88 dBm, 5.248720000 GHz</p> <p>Center: 5.24 GHz, 4 MHz/, Span: 40 MHz</p> <p>Date: 29.DEC.2022 15:59:23</p> |

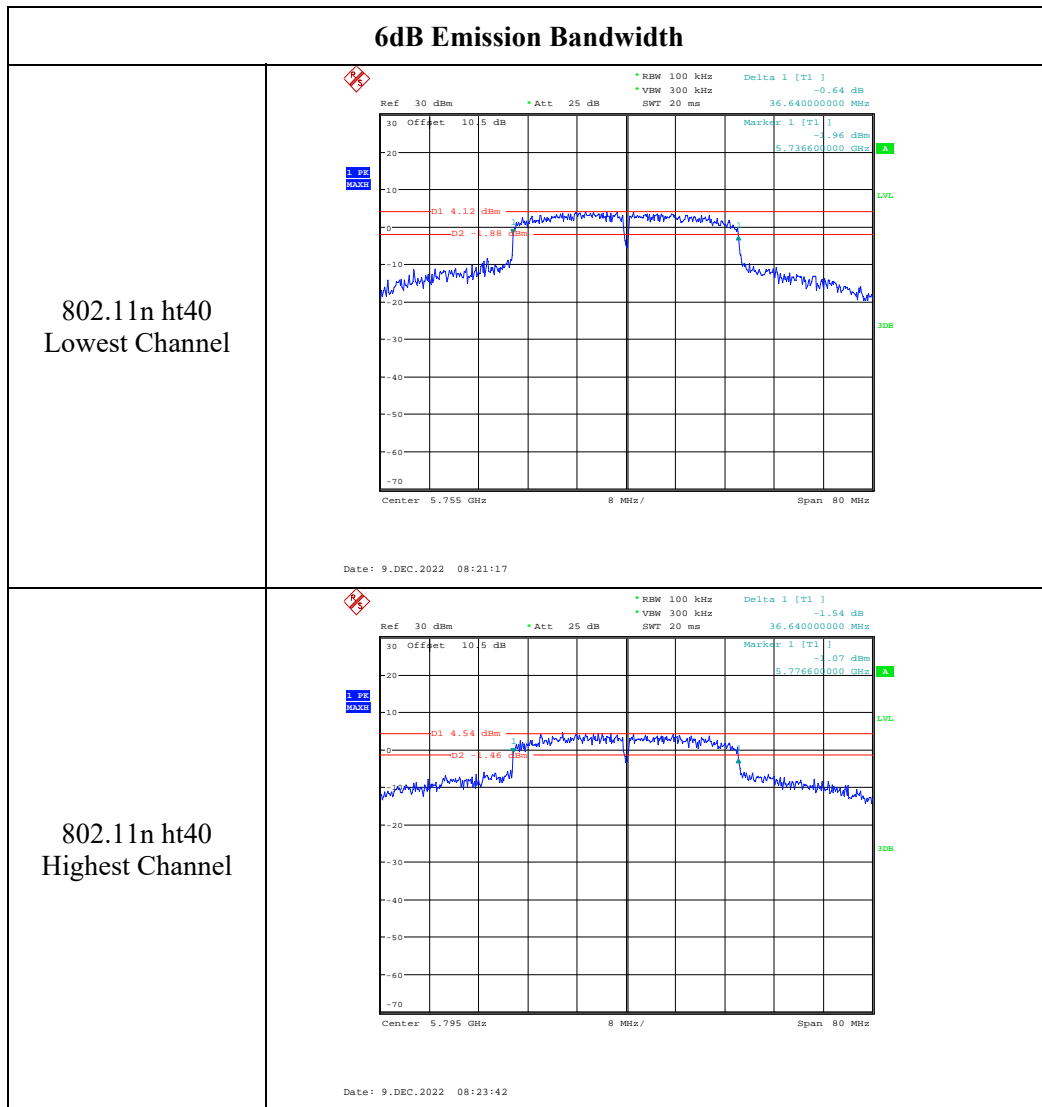
**99% Emission Bandwidth**

|   |  |
|---|--|
| <p>802.11ac vht40<br/>Lowest Channel</p>  | <p>Ref 20 dBm * Att 15 dB * RBW 500 kHz Marker 1 [T1] 5.08 dBm<br/>         * VBW 2 MHz 5.197120000 GHz<br/>         * SWT 20 ms</p> <p>20 Offset 10 5 dB</p> <p>3dB</p> <p>10dB</p> <p>Center 5.19 GHz 8 MHz/ Span 80 MHz</p> <p>Date: 29.DEC.2022 16:06:24</p> |
| <p>802.11ac vht40<br/>Highest Channel</p> | <p>Ref 20 dBm * Att 15 dB * RBW 500 kHz Marker 1 [T1] 5.46 dBm<br/>         * VBW 2 MHz 5.226800000 GHz<br/>         * SWT 20 ms</p> <p>20 Offset 10 5 dB</p> <p>3dB</p> <p>10dB</p> <p>Center 5.23 GHz 8 MHz/ Span 80 MHz</p> <p>Date: 29.DEC.2022 16:05:37</p> |
| <p>802.11ac vht80<br/>Middle Channel</p>  | <p>Ref 20 dBm * Att 15 dB * RBW 1 MHz Marker 1 [T1] 6.60 dBm<br/>         * VBW 3 MHz 5.197520000 GHz<br/>         * SWT 20 ms</p> <p>20 Offset 10 5 dB</p> <p>3dB</p> <p>10dB</p> <p>Center 5.21 GHz 16 MHz/ Span 160 MHz</p> <p>Date: 29.DEC.2022 16:07:35</p> |

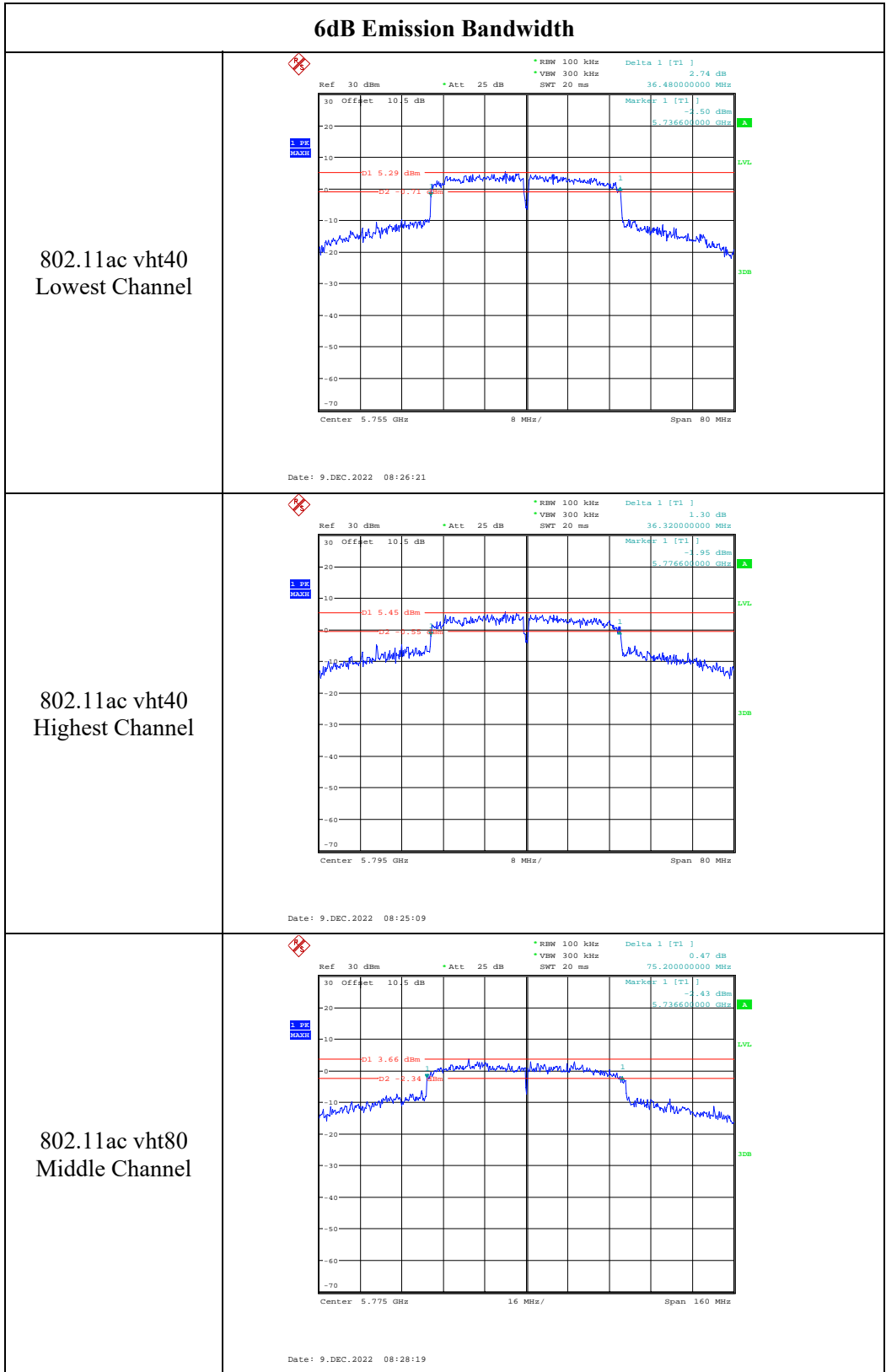
5725-5850MHz:

| 6dB Emission Bandwidth     |                                  |
|----------------------------|----------------------------------|
| 802.11a<br>Lowest Channel  | <p>Date: 9.DEC.2022 08:05:25</p> |
| 802.11a<br>Middle Channel  | <p>Date: 9.DEC.2022 08:01:00</p> |
| 802.11a<br>Highest Channel | <p>Date: 9.DEC.2022 08:06:57</p> |





| <b>6dB Emission Bandwidth</b>     |  |
|-----------------------------------|--|
| 802.11ac vht20<br>Lowest Channel  | <p style="text-align: center;">Date: 9.DEC.2022 08:18:27</p> |
| 802.11ac vht20<br>Middle Channel  | <p style="text-align: center;">Date: 9.DEC.2022 08:17:17</p> |
| 802.11ac vht20<br>Highest Channel | <p style="text-align: center;">Date: 9.DEC.2022 08:16:06</p> |





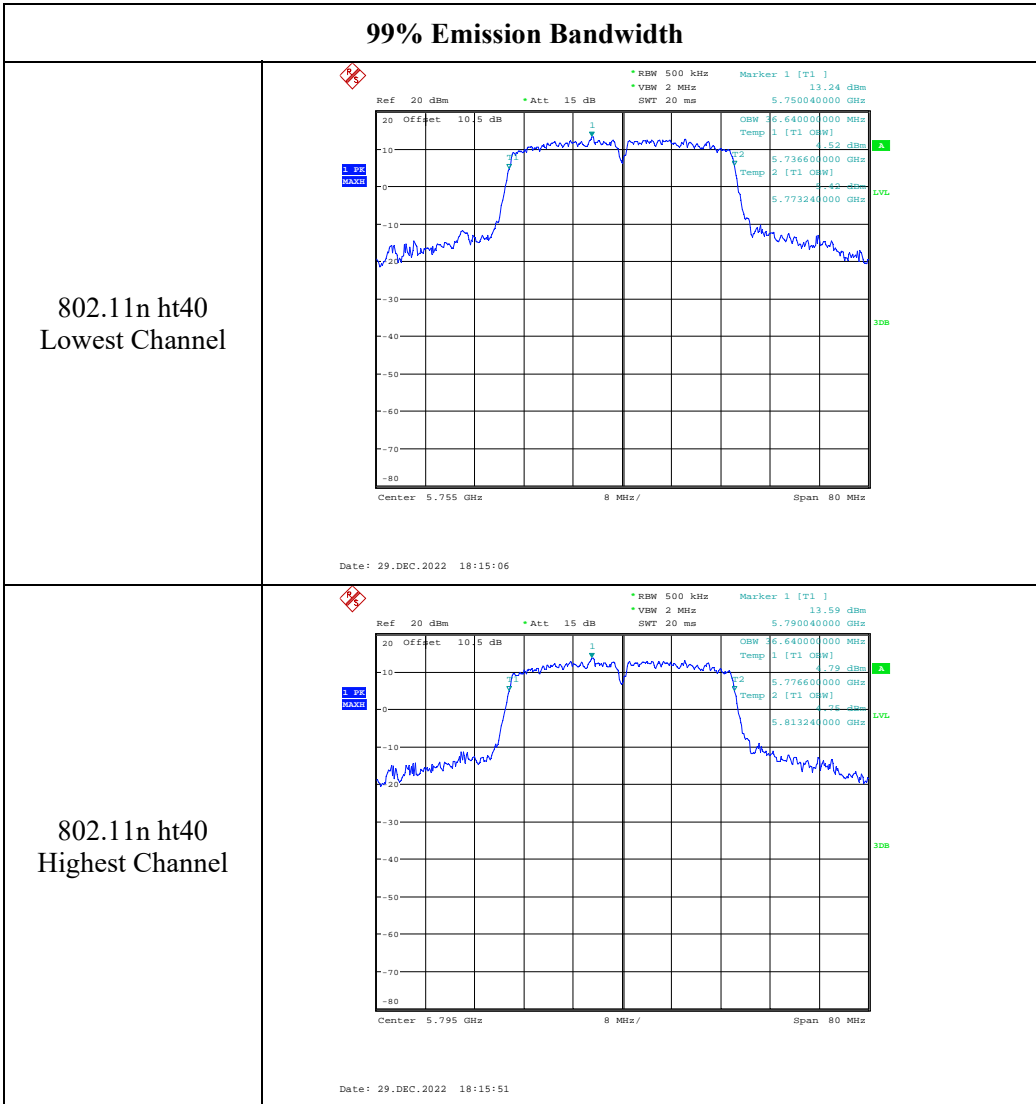
**99% Emission Bandwidth**

|                                    |   |
|------------------------------------|---|
| <p>802.11a<br/>Lowest Channel</p>  | <p>Ref 20 dBm *Att 15 dB *RBW 300 kHz *VBW 1 MHz *SWT 20 ms Marker 1 [T1] 14.31 dBm 5.749640000 GHz</p> <p>OSW 5.752000000 MHz 14.44 dBm<br/>Temp 1 [T1 OSW]<br/>5.736120000 GHz 14.83 dBm<br/>Temp 2 [T1 OSW]<br/>5.753640000 GHz 14.89 dBm<br/>Temp 2 [T1 OSW]</p> <p>Center 5.745 GHz 4 MHz/ Span 40 MHz</p> <p>Date: 29.DEC.2022 18:07:43</p> |
| <p>802.11a<br/>Middle Channel</p>  | <p>Ref 20 dBm *Att 15 dB *RBW 300 kHz *VBW 1 MHz *SWT 20 ms Marker 1 [T1] 14.68 dBm 5.789720000 GHz</p> <p>OSW 5.784000000 MHz 14.42 dBm<br/>Temp 1 [T1 OSW]<br/>5.776040000 GHz 14.89 dBm<br/>Temp 2 [T1 OSW]<br/>5.793880000 GHz 14.99 dBm<br/>Temp 2 [T1 OSW]</p> <p>Center 5.785 GHz 4 MHz/ Span 40 MHz</p> <p>Date: 29.DEC.2022 18:08:29</p> |
| <p>802.11a<br/>Highest Channel</p> | <p>Ref 20 dBm *Att 15 dB *RBW 300 kHz *VBW 1 MHz *SWT 20 ms Marker 1 [T1] 14.98 dBm 5.829640000 GHz</p> <p>OSW 5.808000000 MHz 14.44 dBm<br/>Temp 1 [T1 OSW]<br/>5.815880000 GHz 14.89 dBm<br/>Temp 2 [T1 OSW]<br/>5.833960000 GHz 14.99 dBm<br/>Temp 2 [T1 OSW]</p> <p>Center 5.825 GHz 4 MHz/ Span 40 MHz</p> <p>Date: 29.DEC.2022 18:08:59</p> |

**99% Emission Bandwidth**

|   |   |
|---|---|
| <p>802.11n ht20<br/>Lowest Channel</p>  | <p>Ref 20 dBm *Att 15 dB *RBW 300 kHz Marker 1 [T1] 13.57 dBm<br/>         *VBW 1 MHz 5.743240000 GHz<br/>         *SWT 20 ms</p> <p>OSW 0.000000000 MHz<br/>         Temp 1 [T1] 0.51 dBm<br/>         5.735880000 GHz<br/>         Temp 2 [T1] 0.53 dBm<br/>         5.753880000 GHz</p> <p>Center 5.745 GHz 4 MHz/ Span 40 MHz</p> <p>Date: 29.DEC.2022 18:11:46</p> |
| <p>802.11n ht20<br/>Middle Channel</p>  | <p>Ref 20 dBm *Att 15 dB *RBW 300 kHz Marker 1 [T1] 14.02 dBm<br/>         *VBW 1 MHz 5.778200000 GHz<br/>         *SWT 20 ms</p> <p>OSW 0.080000000 MHz<br/>         Temp 1 [T1] 0.86 dBm<br/>         5.775880000 GHz<br/>         Temp 2 [T1] 0.85 dBm<br/>         5.793960000 GHz</p> <p>Center 5.785 GHz 4 MHz/ Span 40 MHz</p> <p>Date: 29.DEC.2022 18:11:14</p> |
| <p>802.11n ht20<br/>Highest Channel</p> | <p>Ref 20 dBm *Att 15 dB *RBW 300 kHz Marker 1 [T1] 14.59 dBm<br/>         *VBW 1 MHz 5.823240000 GHz<br/>         *SWT 20 ms</p> <p>OSW 0.320000000 MHz<br/>         Temp 1 [T1] 0.62 dBm<br/>         5.815800000 GHz<br/>         Temp 2 [T1] 0.60 dBm<br/>         5.834120000 GHz</p> <p>Center 5.825 GHz 4 MHz/ Span 40 MHz</p> <p>Date: 29.DEC.2022 18:10:41</p> |

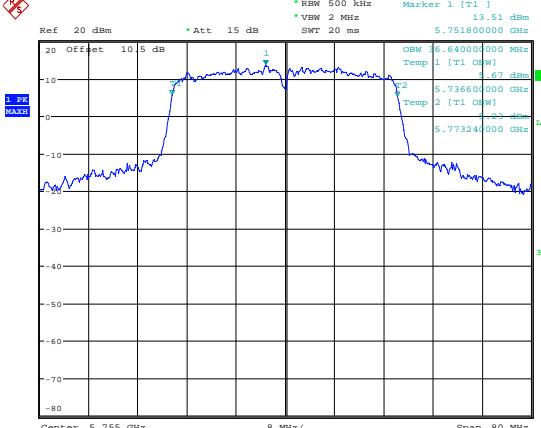
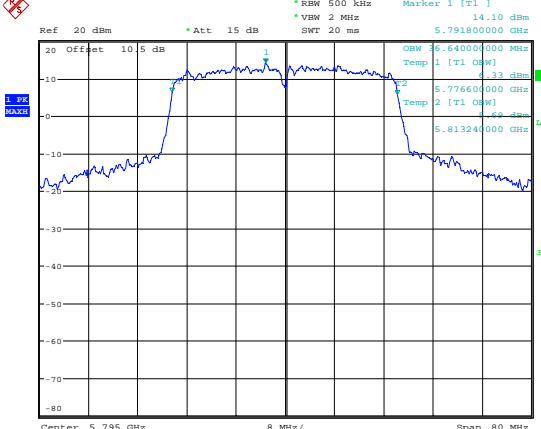
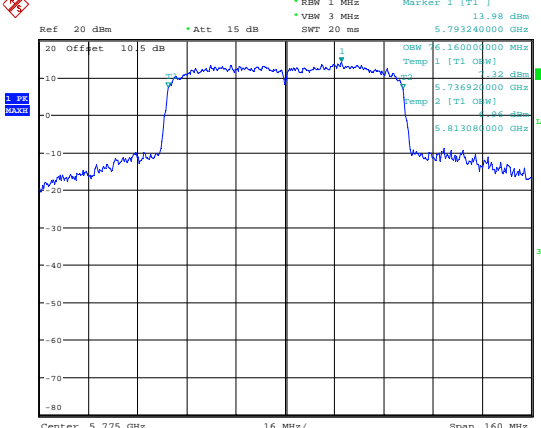
### 99% Emission Bandwidth



### 99% Emission Bandwidth

|   |   |
|---|---|
| <p>802.11ac vht20<br/>Lowest Channel</p>  | <p>Ref 20 dBm * Att 15 dB * RBW 300 kHz Marker 1 [T1] 14.99 dBm<br/>         * VBW 1 MHz 5.740440000 GHz<br/>         * SWT 20 ms</p> <p>OSW 7.920000000 MHz<br/>         Temp 1 [T1 OSW] 1.98 dBm<br/>         5.735880000 GHz<br/>         Temp 2 [T1 OSW] 1.53 dBm<br/>         5.753800000 GHz</p> <p>Center 5.745 GHz 4 MHz/ Span 40 MHz</p> <p>Date: 29.DEC.2022 18:12:33</p> |
| <p>802.11ac vht20<br/>Middle Channel</p>  | <p>Ref 20 dBm * Att 15 dB * RBW 300 kHz Marker 1 [T1] 15.07 dBm<br/>         * VBW 1 MHz 5.780440000 GHz<br/>         * SWT 20 ms</p> <p>OSW 7.920000000 MHz<br/>         Temp 1 [T1 OSW] 1.92 dBm<br/>         5.775880000 GHz<br/>         Temp 2 [T1 OSW] 1.43 dBm<br/>         5.793800000 GHz</p> <p>Center 5.785 GHz 4 MHz/ Span 40 MHz</p> <p>Date: 29.DEC.2022 18:13:26</p> |
| <p>802.11ac vht20<br/>Highest Channel</p> | <p>Ref 20 dBm * Att 15 dB * RBW 300 kHz Marker 1 [T1] 15.40 dBm<br/>         * VBW 1 MHz 5.820440000 GHz<br/>         * SWT 20 ms</p> <p>OSW 7.920000000 MHz<br/>         Temp 1 [T1 OSW] 1.31 dBm<br/>         5.815880000 GHz<br/>         Temp 2 [T1 OSW] 1.26 dBm<br/>         5.833800000 GHz</p> <p>Center 5.825 GHz 4 MHz/ Span 40 MHz</p> <p>Date: 29.DEC.2022 18:14:00</p> |

### 99% Emission Bandwidth

|   |  |
|---|--|
| <p>802.11ac vht40<br/>Lowest Channel</p>  |  <p>Ref 20 dBm * Att 15 dB * RBW 500 kHz Marker 1 [T1] 13.51 dBm<br/>* VBW 2 MHz 5.751800000 GHz<br/>* SWT 20 ms</p> <p>OSW 5.640000000 MHz<br/>Temp 1 [T1] OSW] 1.67 dBm<br/>5.736600000 GHz<br/>Temp 2 [T1] OSW] 1.23 dBm<br/>5.773240000 GHz</p> <p>Center 5.755 GHz 8 MHz/ Span 80 MHz</p> <p>Date: 29.DEC.2022 18:17:14</p>   |
| <p>802.11ac vht40<br/>Highest Channel</p> |  <p>Ref 20 dBm * Att 15 dB * RBW 500 kHz Marker 1 [T1] 14.10 dBm<br/>* VBW 2 MHz 5.791800000 GHz<br/>* SWT 20 ms</p> <p>OSW 5.640000000 MHz<br/>Temp 1 [T1] OSW] 1.33 dBm<br/>5.776600000 GHz<br/>Temp 2 [T1] OSW] 1.23 dBm<br/>5.813240000 GHz</p> <p>Center 5.795 GHz 8 MHz/ Span 80 MHz</p> <p>Date: 29.DEC.2022 18:16:33</p>  |
| <p>802.11ac vht80<br/>Middle Channel</p>  |  <p>Ref 20 dBm * Att 15 dB * RBW 1 MHz Marker 1 [T1] 13.98 dBm<br/>* VBW 3 MHz 5.793240000 GHz<br/>* SWT 20 ms</p> <p>OSW 5.160000000 MHz<br/>Temp 1 [T1] OSW] 1.32 dBm<br/>5.736920000 GHz<br/>Temp 2 [T1] OSW] 1.26 dBm<br/>5.813080000 GHz</p> <p>Center 5.775 GHz 16 MHz/ Span 160 MHz</p> <p>Date: 29.DEC.2022 18:19:25</p> |

**4.4 Maximum Conducted Output Power:**

|                |           |              |                       |
|----------------|-----------|--------------|-----------------------|
| Serial Number: | 1RM1      | Test Date:   | 2022/12/08-2022/12/29 |
| Test Site:     | RF        | Test Mode:   | Transmitting          |
| Tester:        | Arthur Su | Test Result: | Pass                  |

**Environmental Conditions:**

|                      |           |                           |       |                        |             |
|----------------------|-----------|---------------------------|-------|------------------------|-------------|
| Temperature:<br>(°C) | 23.1-21.2 | Relative Humidity:<br>(%) | 42-47 | ATM Pressure:<br>(kPa) | 101.5-102.4 |
|----------------------|-----------|---------------------------|-------|------------------------|-------------|

**Test Equipment List and Details:**

| Manufacturer | Description               | Model         | Serial Number | Calibration Date | Calibration Due Date |
|--------------|---------------------------|---------------|---------------|------------------|----------------------|
| Agilent      | USB Wideband Power Sensor | U2021XA       | MY54080015    | 2022/07/15       | 2023/07/14           |
| zhuoxiang    | Coaxial Cable             | SMA-178       | 211001        | Each time        | N/A                  |
| eastsheep    | Coaxial Attenuator        | 2W-SMA-JK-18G | 21060301      | Each time        | N/A                  |

\* Statement of Traceability: China Certification ICT Co., Ltd (Dongguan) attests that all calibrations have been performed, traceable to National Primary Standards and International System of Units (SI).

**Test Data:**

5150-5250 MHz:

| Test Modes     | Test Frequency (MHz) | Max. Conducted Average Output Power (dBm) |         |       |       |
|----------------|----------------------|---|---------|-------|-------|
|                |                      | Chain 0                                   | Chain 1 | Total | Limit |
| 802.11a        | 5180                 | 17.05                                     | 16.59   | /     | 30    |
|                | 5200                 | 16.67                                     | 16.95   | /     | 30    |
|                | 5240                 | 16.28                                     | 17.31   | /     | 30    |
| 802.11n ht20   | 5180                 | 13.48                                     | 13.52   | 16.51 | 30    |
|                | 5200                 | 13.26                                     | 13.25   | 16.27 | 30    |
|                | 5240                 | 12.83                                     | 13.63   | 16.26 | 30    |
| 802.11n ht40   | 5190                 | 13.67                                     | 13.57   | 16.63 | 30    |
|                | 5230                 | 13.3                                      | 13.94   | 16.64 | 30    |
| 802.11ac vht20 | 5180                 | 13.29                                     | 12.57   | 15.96 | 30    |
|                | 5200                 | 13.33                                     | 13.09   | 16.22 | 30    |
|                | 5240                 | 13.01                                     | 13.47   | 16.26 | 30    |
| 802.11ac vht40 | 5190                 | 13.38                                     | 13.16   | 16.28 | 30    |
|                | 5230                 | 13.2                                      | 13.81   | 16.53 | 30    |
| 802.11ac vht80 | 5210                 | 13.05                                     | 13.39   | 16.23 | 30    |

**Note:**

1. The device is an outdoor/indoor AP.
2. The duty cycle factor has been calculated into the test data.
3. The device employed Cyclic Delay Diversity (CDD) for 802.11 MIMO transmitting, per KDB 662911 D01 Multiple Transmitter Output v02r01, for power measurements on IEEE 802.11 devices:

Array Gain = 0 dB (i.e., no array gain) for  $N_{ANT} \leq 4$ ;

So:

Directional gain = 3.39dBi

4. maximum EIRP=17.31+3.39=20.7 dBm, meet the requirement of below for outdoor AP:  
The maximum e.i.r.p. at any elevation angle above 30 degrees as measured from the horizon must not exceed 125 mW (21 dBm)

5725-5850 MHz:

| Test Modes     | Test Frequency (MHz) | Max. Conducted Average Output Power (dBm) |         |       |       |
|----------------|----------------------|---|---------|-------|-------|
|                |                      | Chain 0                                   | Chain 1 | Total | Limit |
| 802.11a        | 5745                 | 20.72                                     | 21.36   | /     | 30    |
|                | 5785                 | 20.84                                     | 21.45   | /     | 30    |
|                | 5825                 | 20.14                                     | 20.57   | /     | 30    |
| 802.11n ht20   | 5745                 | 20.44                                     | 20.77   | 23.62 | 30    |
|                | 5785                 | 20.79                                     | 21.31   | 24.07 | 30    |
|                | 5825                 | 20.23                                     | 20.54   | 23.40 | 30    |
| 802.11n ht40   | 5755                 | 20.63                                     | 21.59   | 24.15 | 30    |
|                | 5795                 | 20.49                                     | 21.62   | 24.10 | 30    |
| 802.11ac vht20 | 5745                 | 20.03                                     | 21.31   | 23.73 | 30    |
|                | 5785                 | 20.76                                     | 21.52   | 24.17 | 30    |
|                | 5825                 | 20.29                                     | 20.59   | 23.45 | 30    |
| 802.11ac vht40 | 5755                 | 20.43                                     | 20.91   | 23.69 | 30    |
|                | 5795                 | 20.47                                     | 21.49   | 24.02 | 30    |
| 802.11ac vht80 | 5775                 | 21.15                                     | 22.06   | 24.64 | 30    |

Note:

The duty cycle factor has been calculated into the result.

The device employed Cyclic Delay Diversity (CDD) for 802.11 MIMO transmitting, per KDB 662911 D01 Multiple Transmitter Output v02r01, for power measurements on IEEE 802.11 devices:

Array Gain = 0 dB (i.e., no array gain) for  $N_{ANT} \leq 4$ ;

So:

Directional gain = 4.63dBi



**4.5 Maximum power spectral density:**

|                |           |              |                       |
|----------------|-----------|--------------|-----------------------|
| Serial Number: | 1RM1      | Test Date:   | 2022/12/08-2022/12/29 |
| Test Site:     | RF        | Test Mode:   | Transmitting          |
| Tester:        | Arthur Su | Test Result: | Pass                  |

**Environmental Conditions:**

|                      |           |                           |       |                        |             |
|----------------------|-----------|---------------------------|-------|------------------------|-------------|
| Temperature:<br>(°C) | 23.1-21.2 | Relative Humidity:<br>(%) | 42-47 | ATM Pressure:<br>(kPa) | 101.5-102.4 |
|----------------------|-----------|---------------------------|-------|------------------------|-------------|

**Test Equipment List and Details:**

| Manufacturer | Description        | Model         | Serial Number | Calibration Date | Calibration Due Date |
|--------------|--------------------|---------------|---------------|------------------|----------------------|
| R&S          | Spectrum Analyzer  | FSU26         | 200445        | 2022/04/05       | 2023/04/04           |
| zhuoxiang    | Coaxial Cable      | SMA-178       | 211001        | Each time        | N/A                  |
| eastsheep    | Coaxial Attenuator | 2W-SMA-JK-18G | 21060301      | Each time        | N/A                  |

\* *Statement of Traceability: China Certification ICT Co., Ltd (Dongguan) attests that all calibrations have been performed, traceable to National Primary Standards and International System of Units (SI).*

**Test Data:**

5150-5250 MHz:

| Test Modes     | Test Frequency (MHz) | Maximum Power Spectral Density (dBm/MHz) |         |       |       |
|----------------|----------------------|--|---------|-------|-------|
|                |                      | Chain 0                                  | Chain 1 | Total | Limit |
| 802.11a        | 5180                 | 5.67                                     | 5.73    | /     | 17.00 |
|                | 5200                 | 5.80                                     | 6.13    | /     | 17.00 |
|                | 5240                 | 6.42                                     | 6.73    | /     | 17.00 |
| 802.11n ht20   | 5180                 | 2.06                                     | 1.53    | 4.81  | 16.61 |
|                | 5200                 | 1.8                                      | 2.03    | 4.93  | 16.61 |
|                | 5240                 | 1.4                                      | 2.83    | 5.18  | 16.61 |
| 802.11n ht40   | 5190                 | -0.08                                    | 0.32    | 3.13  | 16.61 |
|                | 5230                 | -0.27                                    | 0.98    | 3.41  | 16.61 |
| 802.11ac vht20 | 5180                 | 2.24                                     | 1.7     | 4.99  | 16.61 |
|                | 5200                 | 2.17                                     | 2.1     | 5.15  | 16.61 |
|                | 5240                 | 2.15                                     | 2.44    | 5.31  | 16.61 |
| 802.11ac vht40 | 5190                 | 0.23                                     | -0.05   | 3.10  | 16.61 |
|                | 5230                 | 0.06                                     | 0.63    | 3.36  | 16.61 |
| 802.11ac vht80 | 5210                 | -1.43                                    | -1.09   | 1.75  | 16.61 |

Note :

The device is an Indoor/Outdoor AP.

Method SA-3 in KDB 789033 D02 General UNII Test Procedures New Rules v02r01 was used for PSD test

The device employed Cyclic Delay Diversity (CDD) for 802.11 MIMO transmitting, per KDB 662911 D01 Multiple Transmitter Output v02r01, for power spectral density (PSD) measurements on the devices:

$$\text{Array Gain} = 10 \log(N_{\text{ANT}}/N_{\text{SS}}) \text{ dB.}$$

So:

$$\text{Directional gain} = G_{\text{ANT}} + \text{Array Gain} = 3.39 + 10 \log(2/1) = 6.39 \text{ dBi}$$

5725-5850 MHz:

| Test Modes     | Test Frequency (MHz) | Reading (dBm/300kHz) |         | Maximum Power Spectral Density (dBm/500kHz) |         |       |       |
|----------------|----------------------|----------------------|---------|---|---------|-------|-------|
|                |                      | Chain 0              | Chain 1 | Chain 0                                     | Chain 1 | Total | Limit |
| 802.11a        | 5745                 | 6.44                 | 6.89    | 8.66  | 9.11    | /     | 30.00 |
|                | 5785                 | 6.55                 | 7.25    | 8.77  | 9.47    | /     | 30.00 |
|                | 5825                 | 6.15                 | 6.32    | 8.37  | 8.54    | /     | 30.00 |
| 802.11n ht20   | 5745                 | 5.4                  | 6.16    | 7.62  | 8.38    | 11.03 | 28.37 |
|                | 5785                 | 6.35                 | 6.83    | 8.57  | 9.05    | 11.83 | 28.37 |
|                | 5825                 | 5.83                 | 5.99    | 8.05  | 8.21    | 11.14 | 28.37 |
| 802.11n ht40   | 5755                 | 3.37                 | 4.33    | 5.59  | 6.55    | 9.11  | 28.37 |
|                | 5795                 | 3.15                 | 4.69    | 5.37  | 6.91    | 9.22  | 28.37 |
| 802.11ac vht20 | 5745                 | 5.81                 | 7.06    | 8.03  | 9.28    | 11.71 | 28.37 |
|                | 5785                 | 6.06                 | 6.76    | 8.28  | 8.98    | 11.65 | 28.37 |
|                | 5825                 | 5.78                 | 6.07    | 8   | 8.29    | 11.16 | 28.37 |
| 802.11ac vht40 | 5755                 | 3.27                 | 3.77    | 5.49  | 5.99    | 8.76  | 28.37 |
|                | 5795                 | 3.36                 | 4.28    | 5.58  | 6.5     | 9.07  | 28.37 |
| 802.11ac vht80 | 5775                 | 1.04                 | 2.35    | 3.26  | 4.57    | 6.97  | 28.37 |

Note :

Method SA-3 in KDB 789033 D02 General UNII Test Procedures New Rules v02r01 was used for PSD test.

If measurement bandwidth of Maximum PSD is specified in 500 kHz, add  $10\log(500\text{kHz}/\text{RBW})$  to the measured result, whereas RBW (< 500 KHz) is the reduced resolution bandwidth of the spectrum analyzer set during measurement.

The device employed Cyclic Delay Diversity (CDD) for 802.11 MIMO transmitting, per KDB 662911 D01 Multiple Transmitter Output v02r01, for power spectral density (PSD) measurements on the devices:

$$\text{Array Gain} = 10 \log(N_{\text{ANT}}/N_{\text{SS}}) \text{ dB.}$$

So:

$$\text{Directional gain} = G_{\text{ANT}} + \text{Array Gain} = 4.63 + 10 * \log(2/1) = 7.63 \text{ dBi}$$

5150-5250MHz:  
Chain0:

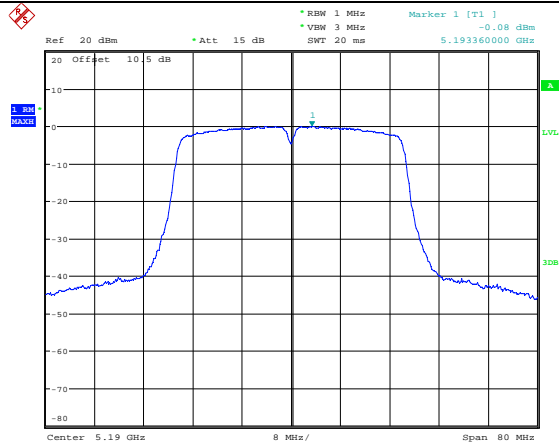
| <b>Maximum power spectral density</b> |   |
|---------------------------------------|---|
| <p>802.11a<br/>Lowest Channel</p>     | <p style="text-align: center;">Date: 29.DEC.2022 15:51:43</p> |
| <p>802.11a<br/>Middle Channel</p>     | <p style="text-align: center;">Date: 29.DEC.2022 15:52:35</p> |
| <p>802.11a<br/>Highest Channel</p>    | <p style="text-align: center;">Date: 29.DEC.2022 15:53:53</p> |

### Maximum power spectral density

|   |                                   |
|---|-----------------------------------|
| <p>802.11n ht20<br/>Lowest Channel</p>  | <p>Date: 29.DEC.2022 15:55:26</p> |
| <p>802.11n ht20<br/>Middle Channel</p>  | <p>Date: 29.DEC.2022 15:56:28</p> |
| <p>802.11n ht20<br/>Highest Channel</p> | <p>Date: 29.DEC.2022 15:57:49</p> |

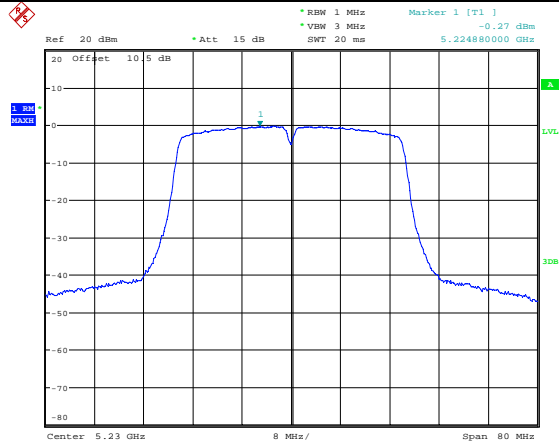
### Maximum power spectral density

802.11n ht40  
Lowest Channel



Date: 29.DEC.2022 16:02:59

802.11n ht40  
Highest Channel



Date: 29.DEC.2022 16:04:46

### Maximum power spectral density

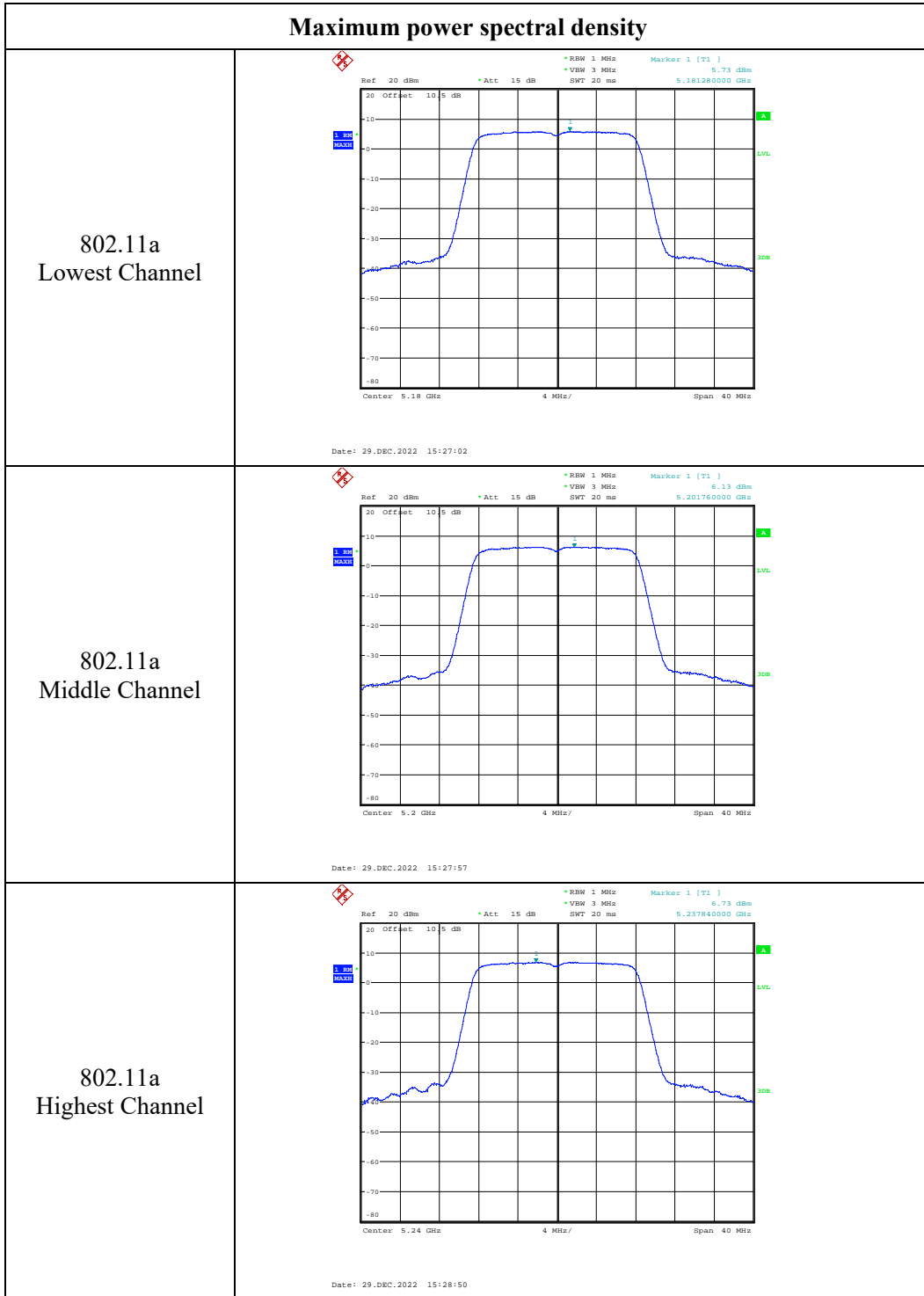
|   |  |
|---|--|
| <p>802.11ac vht20<br/>Lowest Channel</p>  | <p>Ref: 20 dBm    *Att: 15 dB    *RBW: 1 MHz    Marker 1 [T1]    2.24 dBm<br/>         *VBW: 3 MHz<br/>         *SWT: 20 ms    5.178400000 GHz</p> <p>Center: 5.18 GHz    4 MHz/    Span: 40 MHz</p> <p>Date: 29.DEC.2022 16:01:49</p> |
| <p>802.11ac vht20<br/>Middle Channel</p>  | <p>Ref: 20 dBm    *Att: 15 dB    *RBW: 1 MHz    Marker 1 [T1]    2.17 dBm<br/>         *VBW: 3 MHz<br/>         *SWT: 20 ms    5.198160000 GHz</p> <p>Center: 5.2 GHz    4 MHz/    Span: 40 MHz</p> <p>Date: 29.DEC.2022 16:00:48</p>  |
| <p>802.11ac vht20<br/>Highest Channel</p> | <p>Ref: 20 dBm    *Att: 15 dB    *RBW: 1 MHz    Marker 1 [T1]    2.15 dBm<br/>         *VBW: 3 MHz<br/>         *SWT: 20 ms    5.238320000 GHz</p> <p>Center: 5.24 GHz    4 MHz/    Span: 40 MHz</p> <p>Date: 29.DEC.2022 15:59:32</p> |

### Maximum power spectral density

|   |   |
|---|---|
| <p>802.11ac vht40<br/>Lowest Channel</p>  | <p>Ref 20 dBm * Att 15 dB * RBW 1 MHz * VBW 3 MHz * SWT 20 ms Marker 1 [T1] 0.23 dBm 5.195680000 GHz</p> <p>Center 5.19 GHz 8 MHz/ Span 80 MHz</p> <p>Date: 29.DEC.2022 16:06:33</p>    |
| <p>802.11ac vht40<br/>Highest Channel</p> | <p>Ref 20 dBm * Att 15 dB * RBW 1 MHz * VBW 3 MHz * SWT 20 ms Marker 1 [T1] 0.06 dBm 5.227440000 GHz</p> <p>Center 5.23 GHz 8 MHz/ Span 80 MHz</p> <p>Date: 29.DEC.2022 16:05:46</p>    |
| <p>802.11ac vht80<br/>Middle Channel</p>  | <p>Ref 20 dBm * Att 15 dB * RBW 1 MHz * VBW 3 MHz * SWT 20 ms Marker 1 [T1] -1.43 dBm 5.226960000 GHz</p> <p>Center 5.21 GHz 16 MHz/ Span 160 MHz</p> <p>Date: 29.DEC.2022 16:07:44</p> |

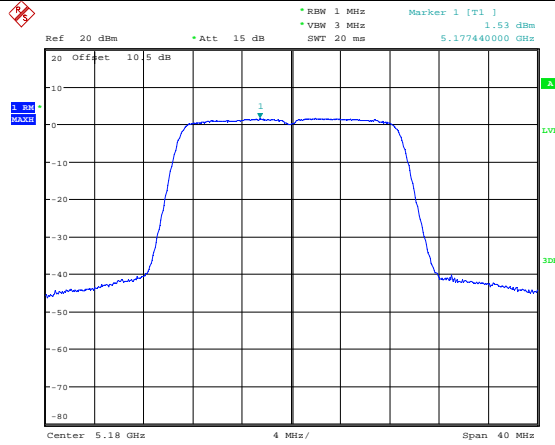


Chain1:

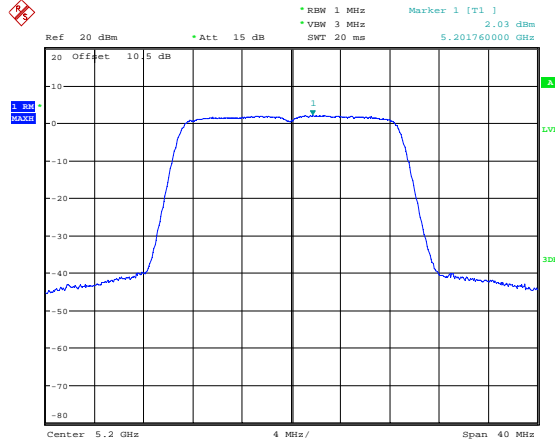


### Maximum power spectral density

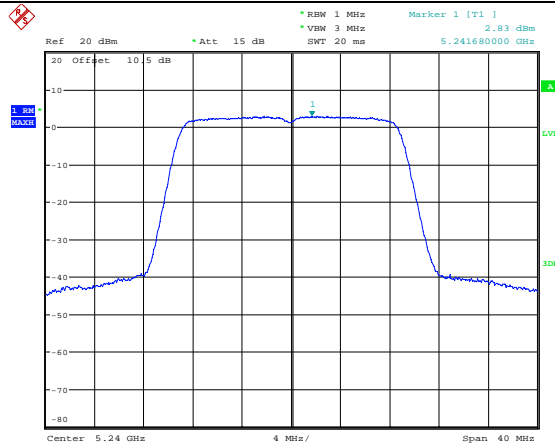
802.11n ht20  
Lowest Channel



802.11n ht20  
Middle Channel

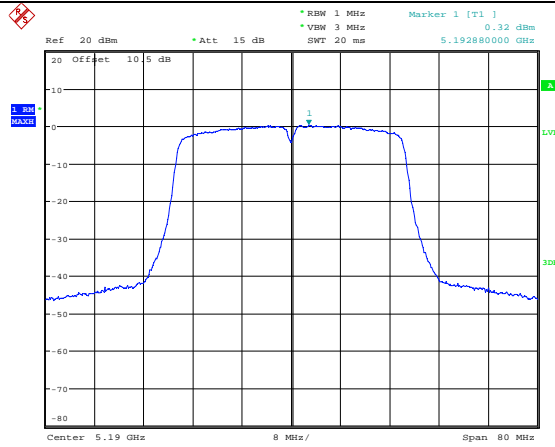


802.11n ht20  
Highest Channel



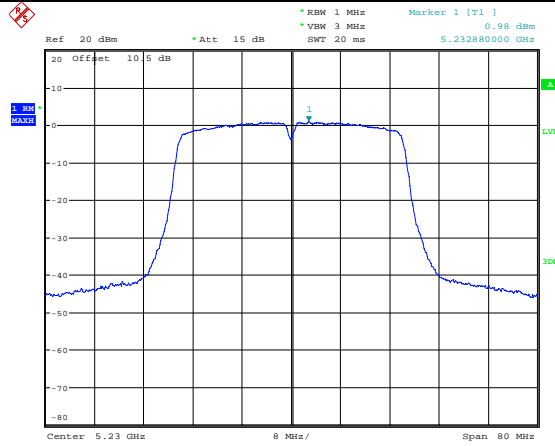
**Maximum power spectral density**

802.11n ht40  
Lowest Channel



Date: 29.DEC.2022 15:38:36

802.11n ht40  
Highest Channel



Date: 29.DEC.2022 15:40:33

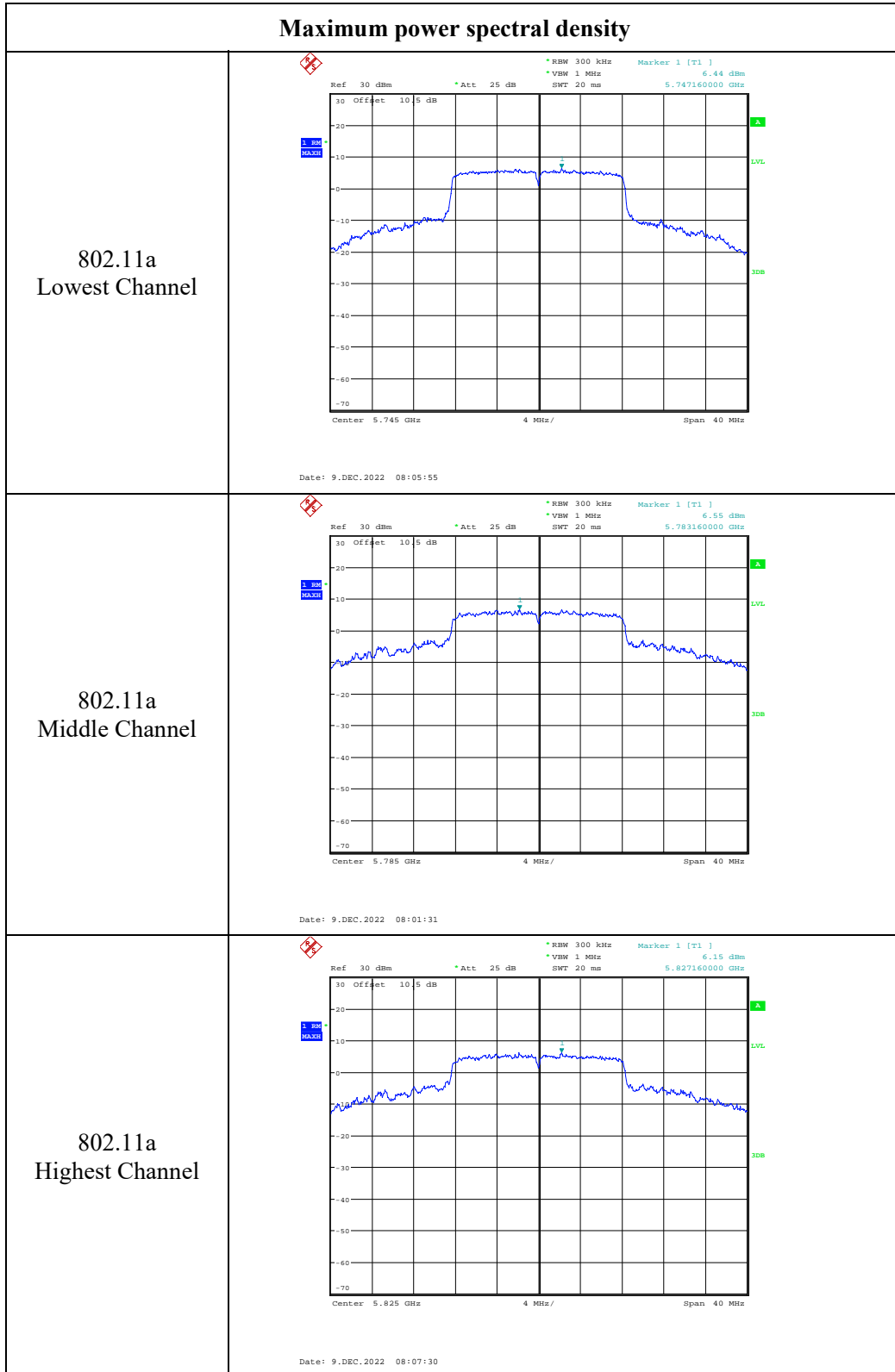
### Maximum power spectral density

|   |                                   |
|---|-----------------------------------|
| <p>802.11ac vht20<br/>Lowest Channel</p>  | <p>Date: 29.DEC.2022 15:34:09</p> |
| <p>802.11ac vht20<br/>Middle Channel</p>  | <p>Date: 29.DEC.2022 15:35:26</p> |
| <p>802.11ac vht20<br/>Highest Channel</p> | <p>Date: 29.DEC.2022 15:36:27</p> |

**Maximum power spectral density**

|   |  |
|---|--|
| <p>802.11ac vht40<br/>Lowest Channel</p>  | <p>Ref 20 dBm * Att 15 dB * RBW 1 MHz Marker 1 [T1] -0.05 dBm<br/>* VBW 3 MHz<br/>SWT 20 ms 5.191760000 GHz</p> <p>20 Offset 10 5 dB</p> <p>Center 5.19 GHz 8 MHz/ Span 80 MHz</p> <p>Date: 29.DEC.2022 15:43:56</p>   |
| <p>802.11ac vht40<br/>Highest Channel</p> | <p>Ref 20 dBm * Att 15 dB * RBW 1 MHz Marker 1 [T1] 0.63 dBm<br/>* VBW 3 MHz<br/>SWT 20 ms 5.234960000 GHz</p> <p>20 Offset 10 5 dB</p> <p>Center 5.23 GHz 8 MHz/ Span 80 MHz</p> <p>Date: 29.DEC.2022 15:41:59</p>    |
| <p>802.11ac vht80<br/>Middle Channel</p>  | <p>Ref 20 dBm * Att 15 dB * RBW 1 MHz Marker 1 [T1] -1.09 dBm<br/>* VBW 3 MHz<br/>SWT 20 ms 5.218640000 GHz</p> <p>20 Offset 10 5 dB</p> <p>Center 5.21 GHz 16 MHz/ Span 160 MHz</p> <p>Date: 29.DEC.2022 15:46:22</p> |

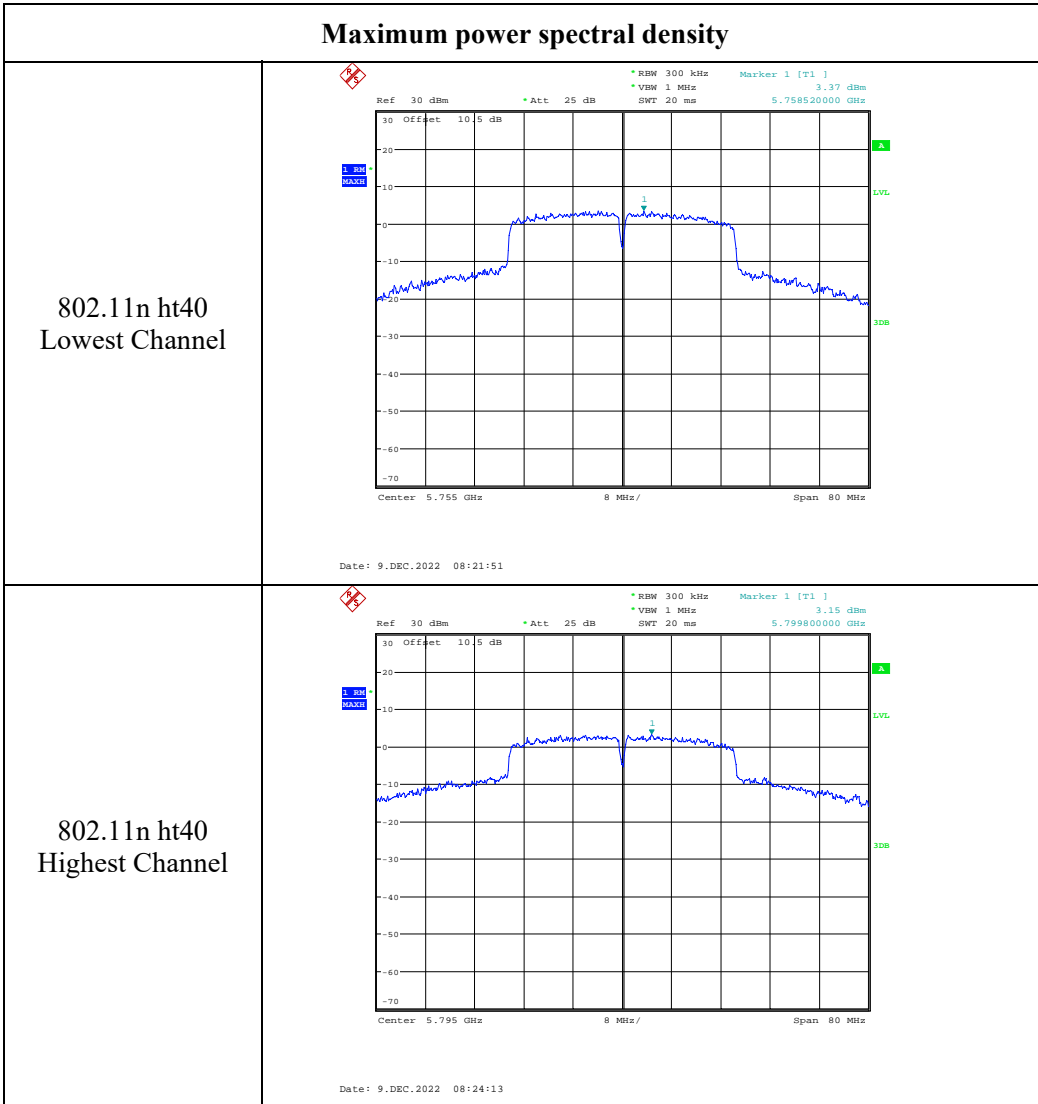
5725-5850MHz  
Chain 0:



**Maximum power spectral density**

|   |  |
|---|--|
| <p>802.11n ht20<br/>Lowest Channel</p>  | <p>Ref: 30 dBm    *Att: 25 dB    *RBW: 300 kHz    Marker 1 [T1]    5.40 dBm<br/>         *VBW: 1 MHz    5.743320000 GHz<br/>         *SWT: 20 ms</p> <p>Center: 5.745 GHz    4 MHz/    Span: 40 MHz</p> <p>Date: 9.DEC.2022 08:10:30</p> |
| <p>802.11n ht20<br/>Middle Channel</p>  | <p>Ref: 30 dBm    *Att: 25 dB    *RBW: 300 kHz    Marker 1 [T1]    6.35 dBm<br/>         *VBW: 1 MHz    5.780600000 GHz<br/>         *SWT: 20 ms</p> <p>Center: 5.785 GHz    4 MHz/    Span: 40 MHz</p> <p>Date: 9.DEC.2022 08:11:47</p> |
| <p>802.11n ht20<br/>Highest Channel</p> | <p>Ref: 30 dBm    *Att: 25 dB    *RBW: 300 kHz    Marker 1 [T1]    5.83 dBm<br/>         *VBW: 1 MHz    5.821800000 GHz<br/>         *SWT: 20 ms</p> <p>Center: 5.825 GHz    4 MHz/    Span: 40 MHz</p> <p>Date: 9.DEC.2022 08:12:52</p> |

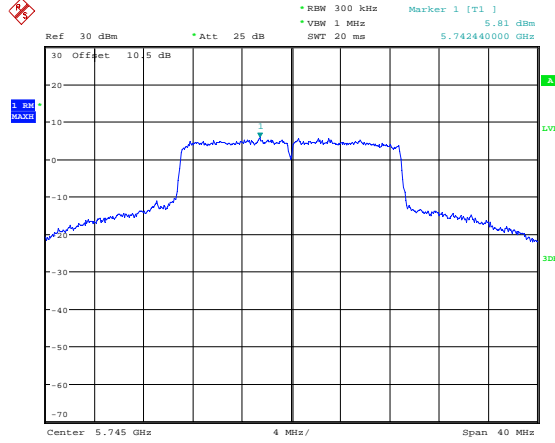
### Maximum power spectral density



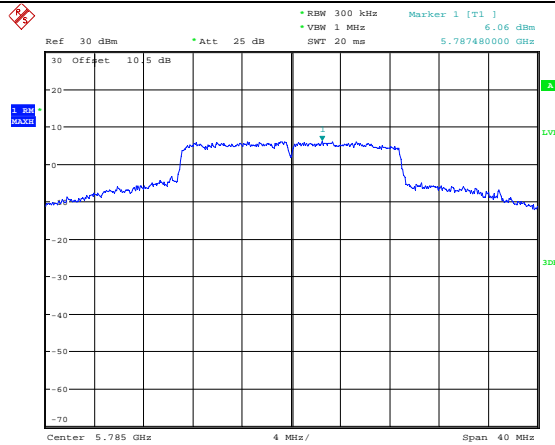


### Maximum power spectral density

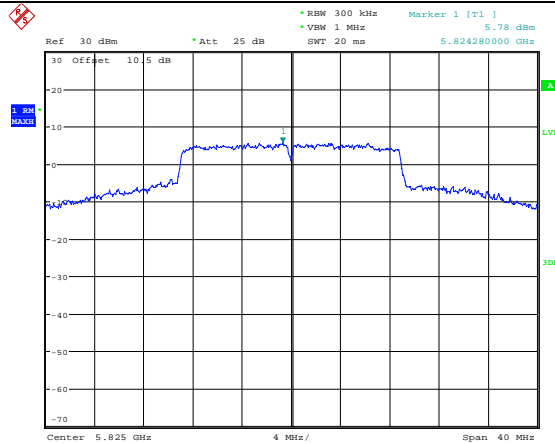
802.11ac vht20  
Lowest Channel



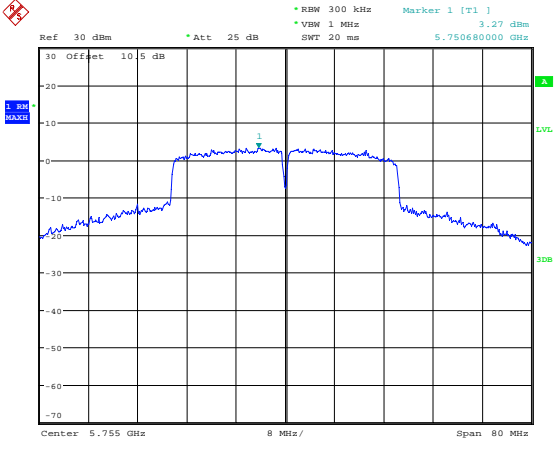
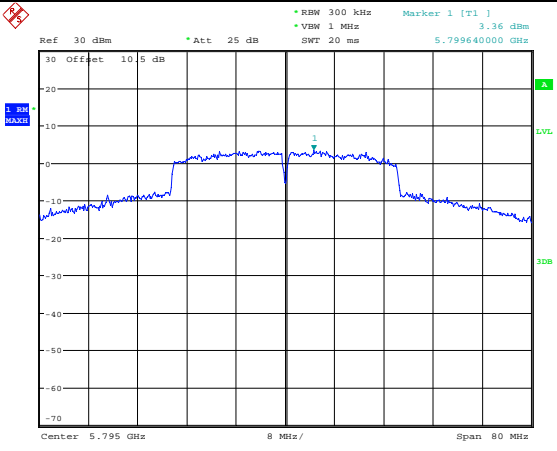
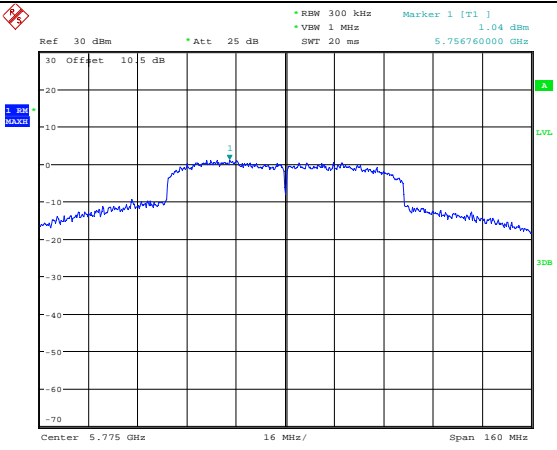
802.11ac vht20  
Middle Channel



802.11ac vht20  
Highest Channel



### Maximum power spectral density

|   |  |
|---|--|
| <p>802.11ac vht40<br/>Lowest Channel</p>  |  <p>Ref 30 dBm * Att 25 dB RBW 300 kHz Marker 1 [T1] 3.27 dBm<br/>* VSW 1 MHz SWT 20 ms 5.750680000 GHz</p> <p>30 Offset 10.5 dB</p> <p>Center 5.755 GHz 8 MHz/ Span 80 MHz</p> <p>Date: 9.DEC.2022 08:26:56</p>     |
| <p>802.11ac vht40<br/>Highest Channel</p> |  <p>Ref 30 dBm * Att 25 dB RBW 300 kHz Marker 1 [T1] 3.36 dBm<br/>* VSW 1 MHz SWT 20 ms 5.799640000 GHz</p> <p>30 Offset 10.5 dB</p> <p>Center 5.795 GHz 8 MHz/ Span 80 MHz</p> <p>Date: 9.DEC.2022 08:25:44</p>    |
| <p>802.11ac vht80<br/>Middle Channel</p>  |  <p>Ref 30 dBm * Att 25 dB RBW 300 kHz Marker 1 [T1] 1.04 dBm<br/>* VSW 1 MHz SWT 20 ms 5.756760000 GHz</p> <p>30 Offset 10.5 dB</p> <p>Center 5.775 GHz 16 MHz/ Span 160 MHz</p> <p>Date: 9.DEC.2022 08:29:03</p> |

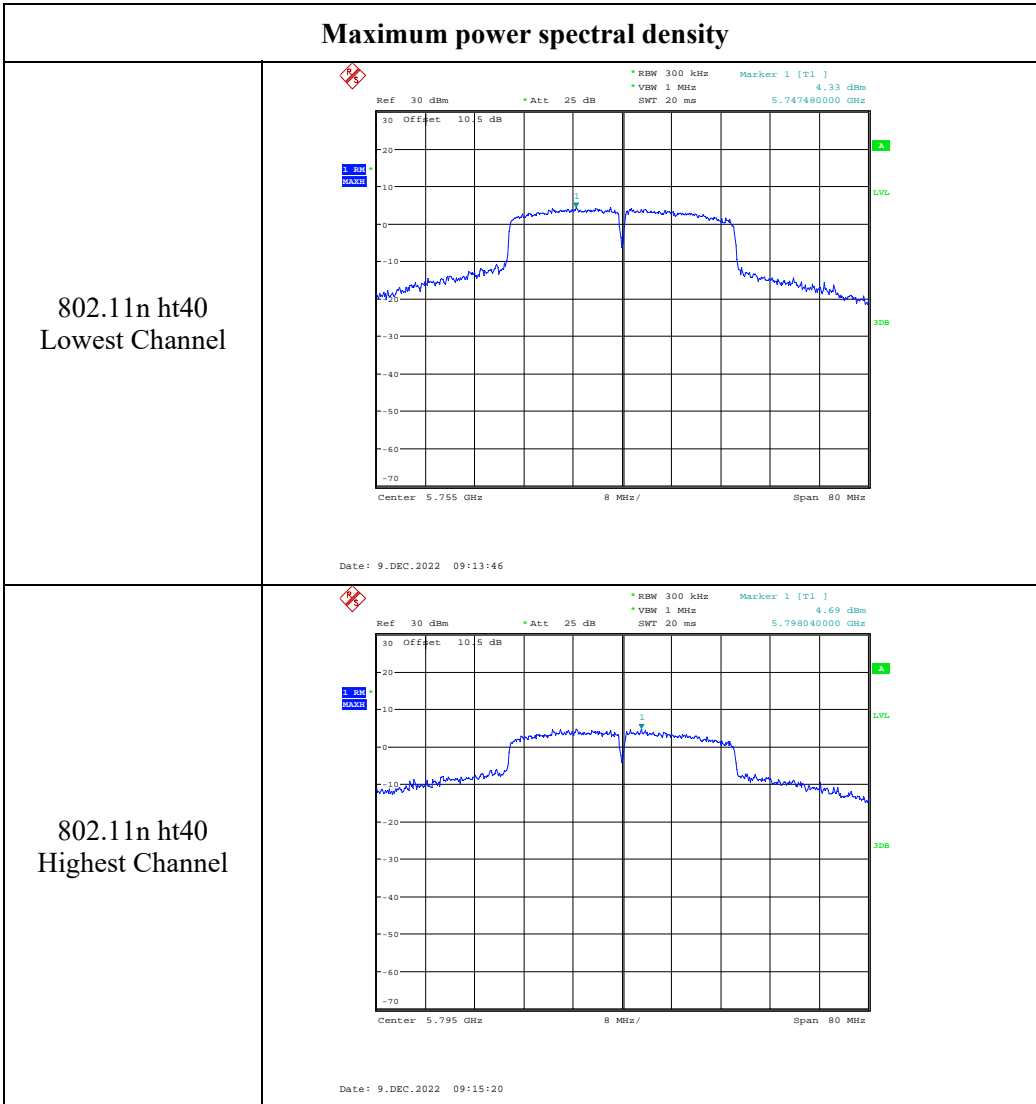
Chain 1:

| Maximum power spectral density     |  |
|------------------------------------|--|
| <p>802.11a<br/>Lowest Channel</p>  | <p>Ref 30 dBm * Att 25 dB * RBW 300 kHz Marker 1 [T1] 6.89 dBm<br/>* VBW 1 MHz<br/>SWT 20 ms 5.747160000 GHz</p> <p>30 Offset 10 5 dB</p> <p>5.745 GHz 4 MHz/ Span 40 MHz</p> <p>Date: 9.DEC.2022 09:37:51</p> |
| <p>802.11a<br/>Middle Channel</p>  | <p>Ref 30 dBm * Att 25 dB * RBW 300 kHz Marker 1 [T1] 7.25 dBm<br/>* VBW 1 MHz<br/>SWT 20 ms 5.787160000 GHz</p> <p>30 Offset 10 5 dB</p> <p>5.785 GHz 4 MHz/ Span 40 MHz</p> <p>Date: 9.DEC.2022 08:35:14</p> |
| <p>802.11a<br/>Highest Channel</p> | <p>Ref 30 dBm * Att 25 dB * RBW 300 kHz Marker 1 [T1] 6.32 dBm<br/>* VBW 1 MHz<br/>SWT 20 ms 5.823080000 GHz</p> <p>30 Offset 10 5 dB</p> <p>5.825 GHz 4 MHz/ Span 40 MHz</p> <p>Date: 9.DEC.2022 08:38:38</p> |

### Maximum power spectral density

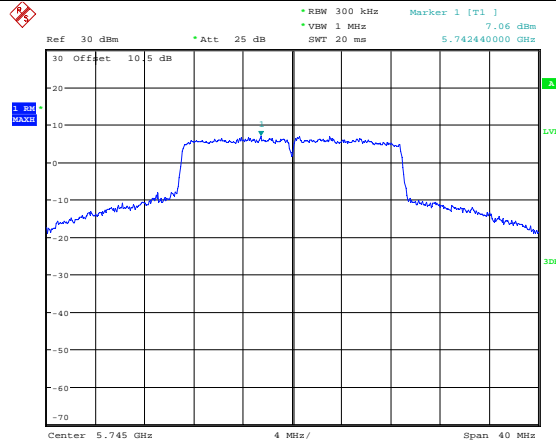
|   |                                  |
|---|----------------------------------|
| <p>802.11n ht20<br/>Lowest Channel</p>  | <p>Date: 9.DEC.2022 08:45:24</p> |
| <p>802.11n ht20<br/>Middle Channel</p>  | <p>Date: 9.DEC.2022 08:41:35</p> |
| <p>802.11n ht20<br/>Highest Channel</p> | <p>Date: 9.DEC.2022 08:40:00</p> |

**Maximum power spectral density**



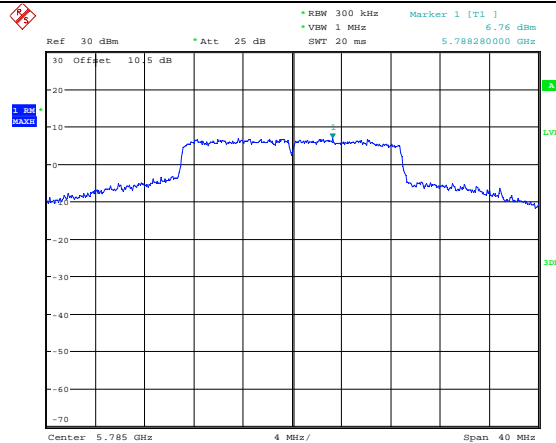
### Maximum power spectral density

802.11ac vht20  
Lowest Channel



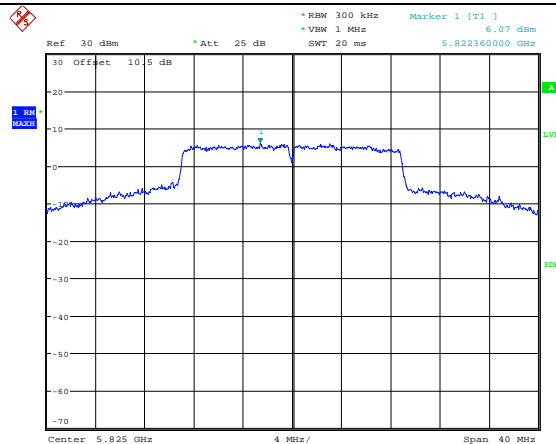
Date: 9.DEC.2022 08:54:41

802.11ac vht20  
Middle Channel



Date: 9.DEC.2022 08:56:02

802.11ac vht20  
Highest Channel



Date: 9.DEC.2022 08:57:38

### Maximum power spectral density

|   |                                  |
|---|----------------------------------|
| <p>802.11ac vht40<br/>Lowest Channel</p>  | <p>Date: 9.DEC.2022 09:19:31</p> |
| <p>802.11ac vht40<br/>Highest Channel</p> | <p>Date: 9.DEC.2022 09:17:15</p> |
| <p>802.11ac vht80<br/>Middle Channel</p>  | <p>Date: 9.DEC.2022 09:21:28</p> |

**4.6 Duty Cycle:**

|                |           |              |              |
|----------------|-----------|--------------|--------------|
| Serial Number: | 1RM1      | Test Date:   | 2022/12/08   |
| Test Site:     | RF        | Test Mode:   | Transmitting |
| Tester:        | Arthur Su | Test Result: | N/A          |

**Environmental Conditions:**

|                      |      |                           |    |                        |       |
|----------------------|------|---------------------------|----|------------------------|-------|
| Temperature:<br>(°C) | 23.1 | Relative Humidity:<br>(%) | 42 | ATM Pressure:<br>(kPa) | 101.5 |
|----------------------|------|---------------------------|----|------------------------|-------|

**Test Equipment List and Details:**

| Manufacturer | Description        | Model         | Serial Number | Calibration Date | Calibration Due Date |
|--------------|--------------------|---------------|---------------|------------------|----------------------|
| R&S          | Spectrum Analyzer  | FSU26         | 200445        | 2022/04/05       | 2023/04/04           |
| zhuoxiang    | Coaxial Cable      | SMA-178       | 211001        | Each time        | N/A                  |
| eastsheep    | Coaxial Attenuator | 2W-SMA-JK-18G | 21060301      | Each time        | N/A                  |

\* Statement of Traceability: China Certification ICT Co., Ltd (Dongguan) attests that all calibrations have been performed, traceable to National Primary Standards and International System of Units (SI).

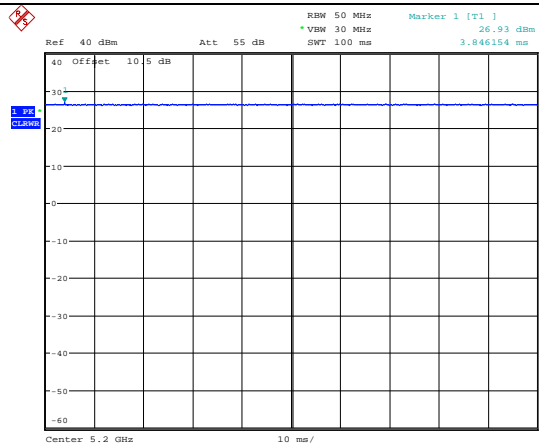
**Test Data:**

| Test Modes     | Ton<br>(ms) | Ton+off<br>(ms) | Duty cycle<br>(%) |
|----------------|-------------|-----------------|-------------------|
| 802.11a        | 100         | 100             | 100.00            |
| 802.11n ht20   | 100         | 100             | 100.00            |
| 802.11n ht40   | 100         | 100             | 100.00            |
| 802.11ac vht20 | 100         | 100             | 100.00            |
| 802.11ac vht40 | 100         | 100             | 100.00            |
| 802.11ac vht80 | 100         | 100             | 100.00            |



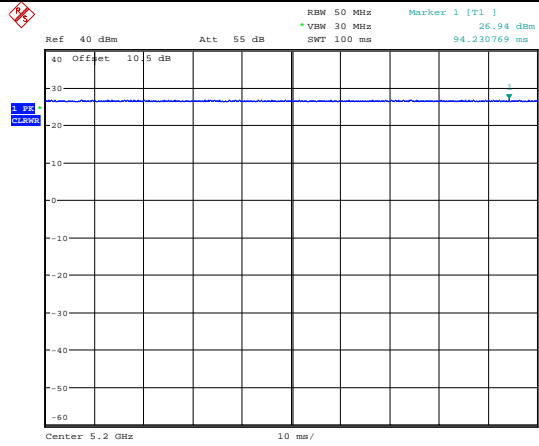
### Duty Cycle

802.11a



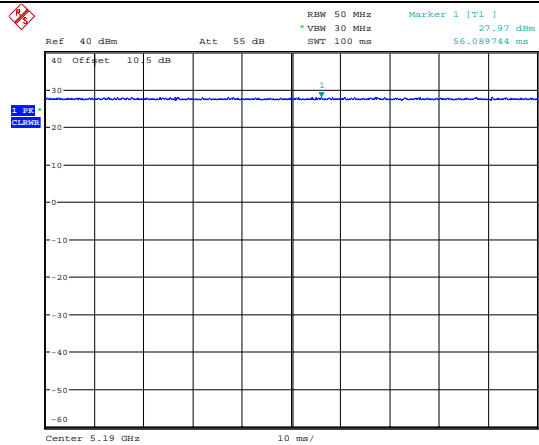
Date: 8.DEC.2022 15:44:06

802.11n ht20



Date: 8.DEC.2022 15:41:48

802.11n ht40



Date: 8.DEC.2022 15:36:36

### Duty Cycle

|                              |   |
|------------------------------|---|
| <p><b>802.11ac vht20</b></p> | <p>Ref 40 dBm Att 55 dB RBW 50 MHz Marker 1 [T1 ]<br/>* VBW 30 MHz 27.02 dBm<br/>SWT 100 ms 6.410256 ms</p> <p>40 Offset 10 5 dB<br/>30<br/>20<br/>10<br/>0<br/>-10<br/>-20<br/>-30<br/>-40<br/>-50<br/>-60</p> <p>Center 5.2 GHz 10 ms/</p> <p>Date: 8.DEC.2022 15:42:16</p>   |
| <p><b>802.11ac vht40</b></p> | <p>Ref 40 dBm Att 55 dB RBW 50 MHz Marker 1 [T1 ]<br/>* VBW 30 MHz 26.28 dBm<br/>SWT 100 ms 26.282051 ms</p> <p>40 Offset 10 5 dB<br/>30<br/>20<br/>10<br/>0<br/>-10<br/>-20<br/>-30<br/>-40<br/>-50<br/>-60</p> <p>Center 5.19 GHz 10 ms/</p> <p>Date: 8.DEC.2022 15:26:59</p> |
| <p><b>802.11ac vht80</b></p> | <p>Ref 40 dBm Att 55 dB RBW 50 MHz Marker 1 [T1 ]<br/>* VBW 30 MHz 26.81 dBm<br/>SWT 100 ms 93.589744 ms</p> <p>40 Offset 10 5 dB<br/>30<br/>20<br/>10<br/>0<br/>-10<br/>-20<br/>-30<br/>-40<br/>-50<br/>-60</p> <p>Center 5.21 GHz 10 ms/</p> <p>Date: 8.DEC.2022 15:23:38</p> |

## 5. RF EXPOSURE EVALUATION

### 5.1 Applicable Standard

According to §1.1307(b)(3)(i)

(B) Or the available maximum time-averaged power or effective radiated power (ERP), whichever is greater, is less than or equal to the threshold  $P_{th}$  (mW) described in the following formula. This method shall only be used at separation distances (cm) from 0.5 centimeters to 40 centimeters and at frequencies from 0.3 GHz to 6 GHz (inclusive).  $P_{th}$  is given by:

$$P_{th} \text{ (mW)} = \begin{cases} ERP_{20 \text{ cm}} (d/20 \text{ cm})^x & d \leq 20 \text{ cm} \\ ERP_{20 \text{ cm}} & 20 \text{ cm} < d \leq 40 \text{ cm} \end{cases}$$

Where

$$x = -\log_{10} \left( \frac{60}{ERP_{20 \text{ cm}} \sqrt{f}} \right) \text{ and } f \text{ is in GHz;}$$

and

$$ERP_{20 \text{ cm}} \text{ (mW)} = \begin{cases} 2040f & 0.3 \text{ GHz} \leq f < 1.5 \text{ GHz} \\ 3060 & 1.5 \text{ GHz} \leq f \leq 6 \text{ GHz} \end{cases}$$

$d$  = the separation distance (cm);

According to KDB 447498 D04 Interim General RF Exposure Guidance v01:

#### 2.2.2 Simultaneous Transmission with both SAR-based and MPE-Based Test Exemptions

This case is described in detail in § 1.1307(b)(3)(ii)(B) and covers the situations where both SAR-based and MPE-based exemption may be considered for test exemption in fixed, mobile, or portable device exposure conditions. For these cases, a device with multiple RF sources transmitting simultaneously will be considered an RF exempt device if the condition of Formula (1) is satisfied.

$$\sum_{i=1}^a \frac{P_i}{P_{th,i}} + \sum_{j=1}^b \frac{ERP_j}{ERP_{th,j}} + \sum_{k=1}^c \frac{Evaluated_k}{Exposure Limit_k} \leq 1$$

## 5.2 Measurement Result

| Operation Modes | Frequency (MHz) | Distance (mm) | P <sub>th</sub> |              | Maximum Conducted Power including Tune-up Tolerance (dBm) | Antenna Gain (dBi) | ERP (P) (dBm) | ERP (P) (mW) | Exemption |
|-----------------|-----------------|---------------|-----------------|--------------|---|--------------------|---------------|--------------|-----------|
|                 |                 |               | (mW)            | (dBm)        |   |                    |               |              |           |
| WLAN 2.4G       | 2412-2462       | 200           | 3060            | <b>34.86</b> | 26  | 3.98               | 27.83         | 606.74       | Compliant |
| WLAN 5.2G       | 5150-5250       | 200           | 3060            | <b>34.86</b> | 17.6  | 3.39               | 18.84         | 76.56        | Compliant |
| WLAN 5.8G       | 5725-5850       | 200           | 3060            | <b>34.86</b> | 25  | 4.63               | 27.48         | 559.76       | Compliant |

Note: the Maximum Conducted Power including Tune-up Tolerance was declared by manufacturer.

WLAN 2.4G and 5G can transmit simultaneously:

$$\sum_{i=1}^a \left( \frac{P_i}{P_{th_i}} \right) + \sum_{j=1}^b \left( \frac{ERP_j}{ERP_{th_j}} \right) + \sum_{k=1}^c \left( \frac{Evaluated_k}{Exposure Limit_k} \right)$$

$$= P_{2.4G}/P_{th-2.4G} + P_{5G}/P_{th-5G}$$

$$= 606.74/3060 + 559.76/3060$$

$$= 0.38$$

Result: The device compliant the Exemption at 20cm distances.

==== END OF REPORT ====