

Test data attachment for WLAN 5.8G

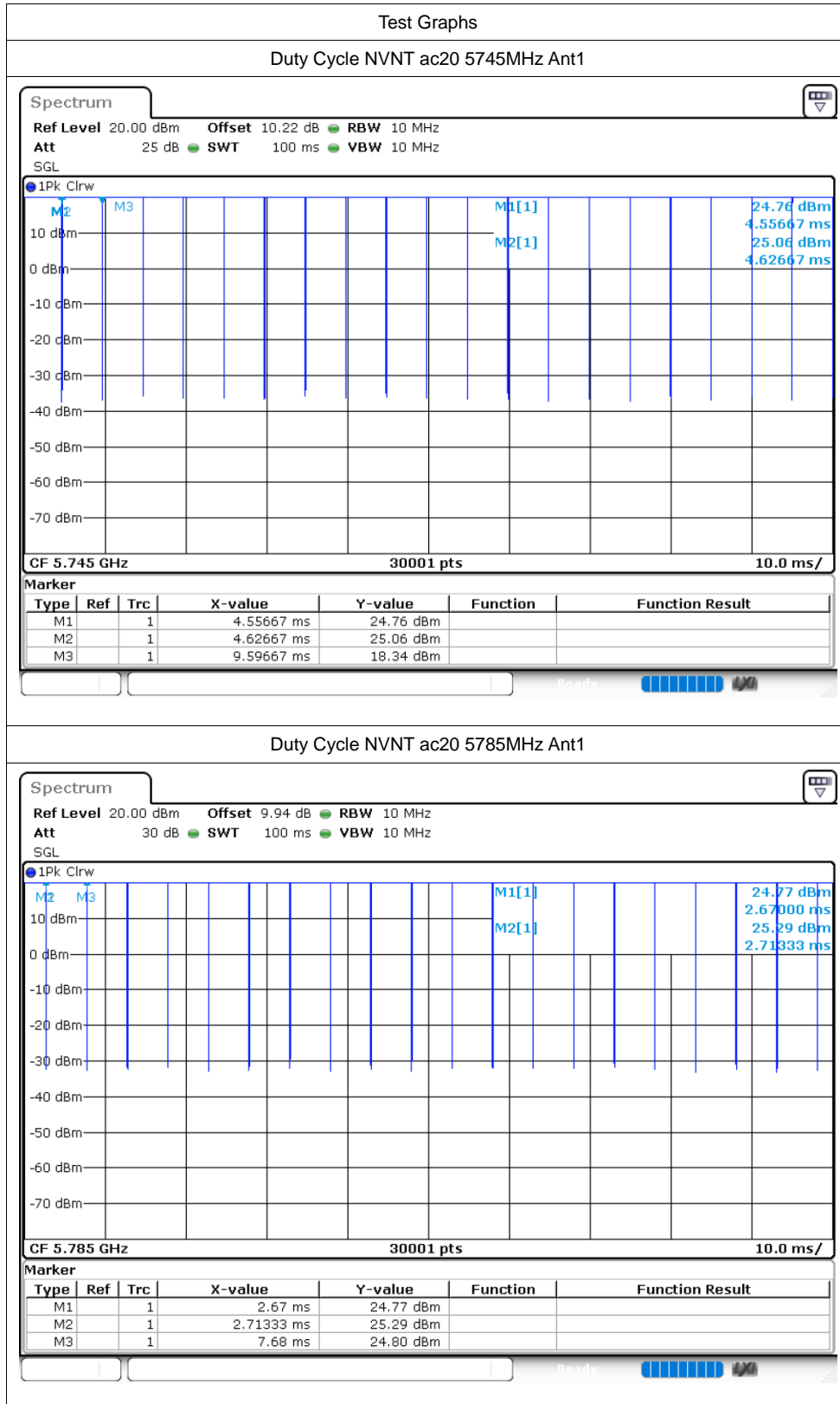
TABLE OF CONTENTS

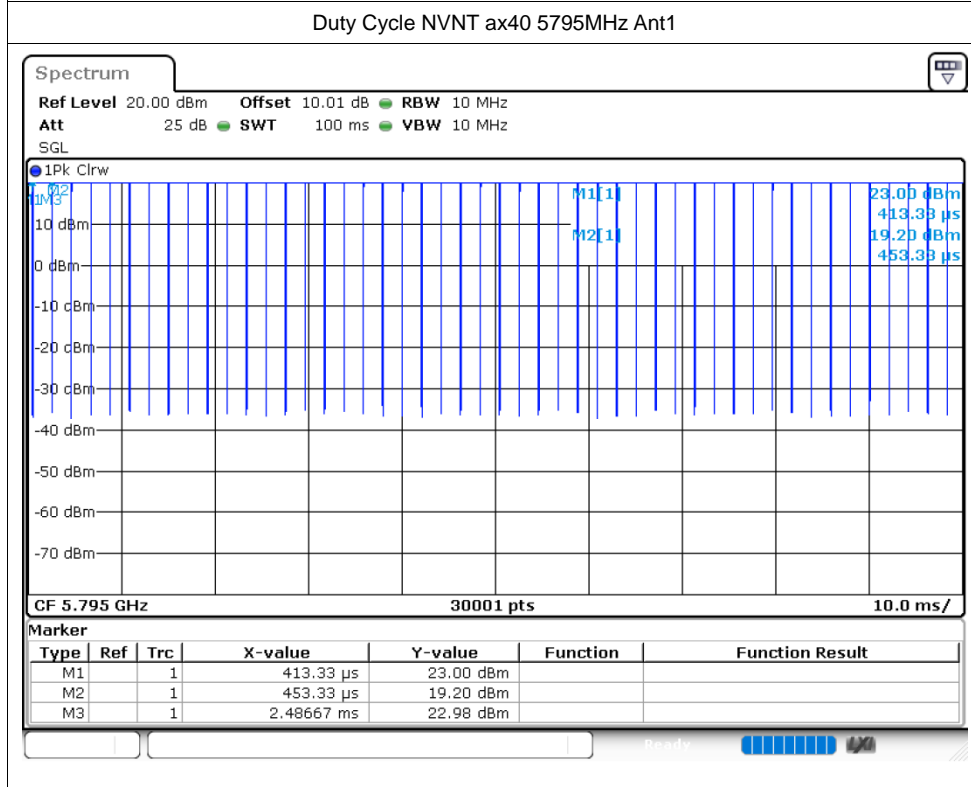
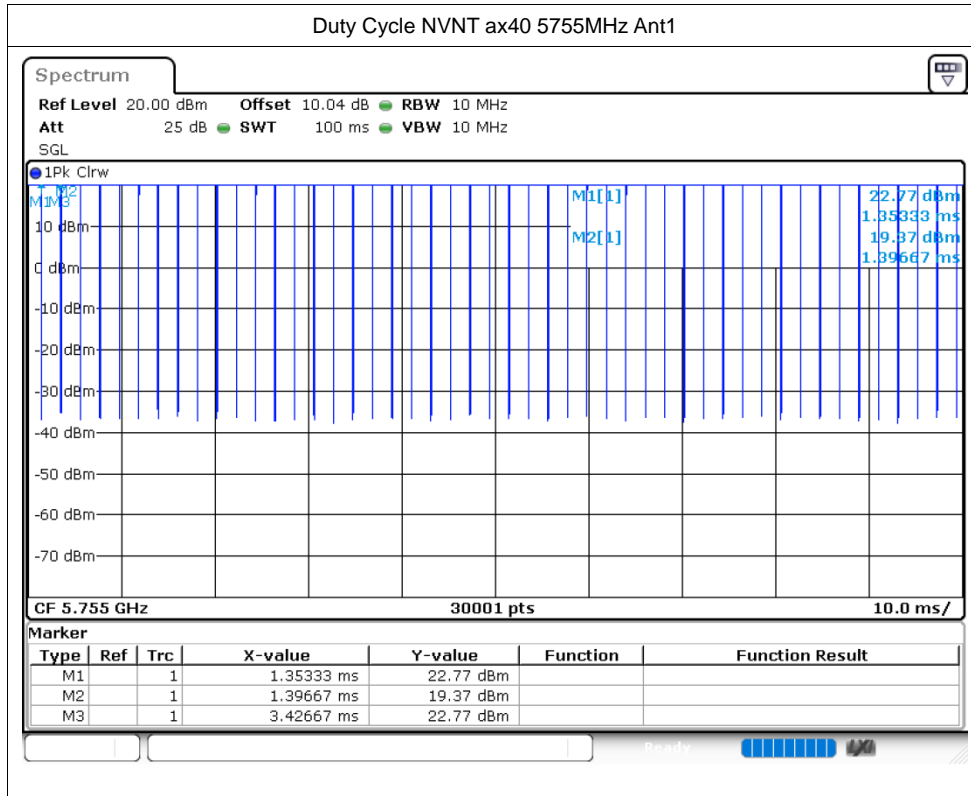
Duty Cycle.....	3
Maximum Conducted Output Power	16
-6dB Bandwidth.....	17
Occupied Channel Bandwidth.....	30
Maximum Power Spectral Density Level	43
Band Edge	56
Conducted RF Spurious Emission	67
25dBi Antenna.....	80
Duty Cycle.....	80
Maximum Conducted Output Power	93
-6dB Bandwidth.....	94
Occupied Channel Bandwidth.....	107
Maximum Power Spectral Density Level	120
Band Edge	133
Conducted RF Spurious Emission	144

8dBi Antenna

Duty Cycle

Condition	Mode	Frequency (MHz)	Antenna	Duty Cycle (%)	Correction Factor (dB)	1/T (kHz)
NVNT	ac20	5745	Ant1	99.03	0.04	0.2
NVNT	ac20	5785	Ant1	98.99	0.04	0.2
NVNT	ac20	5825	Ant1	98.98	0.04	0.2
NVNT	ac20	5745	Ant2	98.97	0.05	0.2
NVNT	ac20	5785	Ant2	98.92	0.05	0.2
NVNT	ac20	5825	Ant2	98.95	0.05	0.2
NVNT	ac40	5755	Ant1	97.86	0.09	0.41
NVNT	ac40	5795	Ant1	97.83	0.1	0.41
NVNT	ac40	5755	Ant2	97.78	0.1	0.41
NVNT	ac40	5795	Ant2	97.83	0.1	0.41
NVNT	ac80	5775	Ant1	95.56	0.2	0.88
NVNT	ac80	5775	Ant2	95.63	0.19	0.88
NVNT	ax20	5745	Ant1	98.71	0.06	0.25
NVNT	ax20	5785	Ant1	98.78	0.05	0.25
NVNT	ax20	5825	Ant1	98.77	0.05	0.25
NVNT	ax20	5745	Ant2	98.72	0.06	0.25
NVNT	ax20	5785	Ant2	98.75	0.05	0.25
NVNT	ax20	5825	Ant2	98.67	0.06	0.25
NVNT	ax40	5755	Ant1	97.59	0.11	0.49
NVNT	ax40	5795	Ant1	97.63	0.1	0.49
NVNT	ax40	5755	Ant2	97.59	0.11	0.49
NVNT	ax40	5795	Ant2	97.64	0.1	0.49
NVNT	ax80	5775	Ant1	95.05	0.22	1
NVNT	ax80	5775	Ant2	95.1	0.22	1



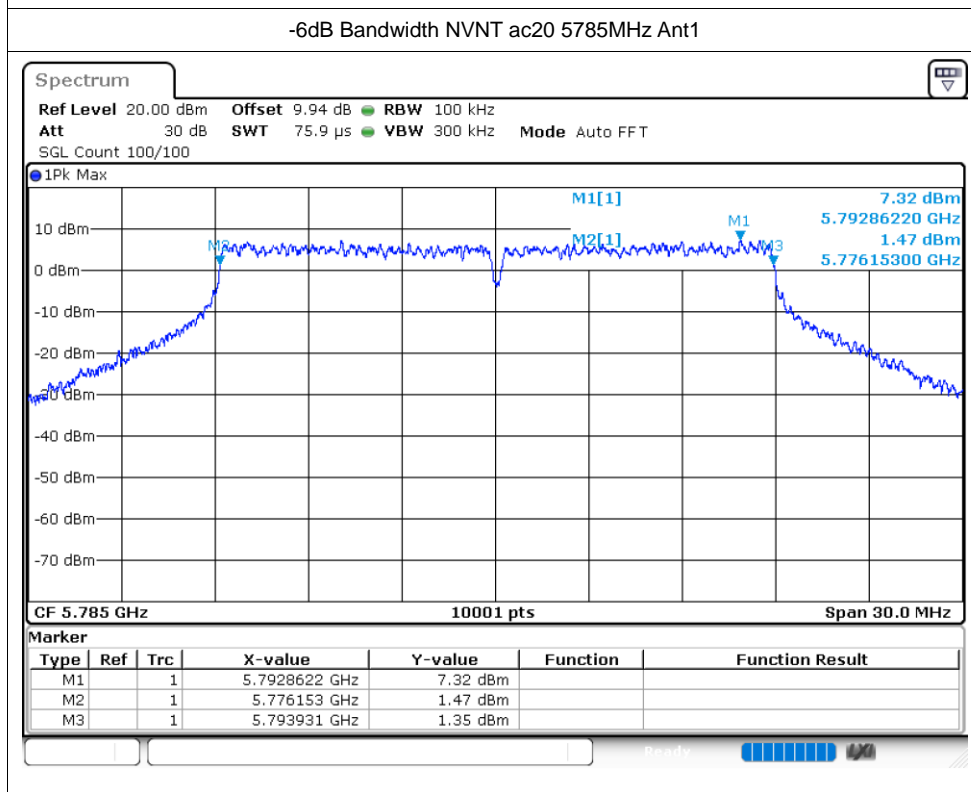
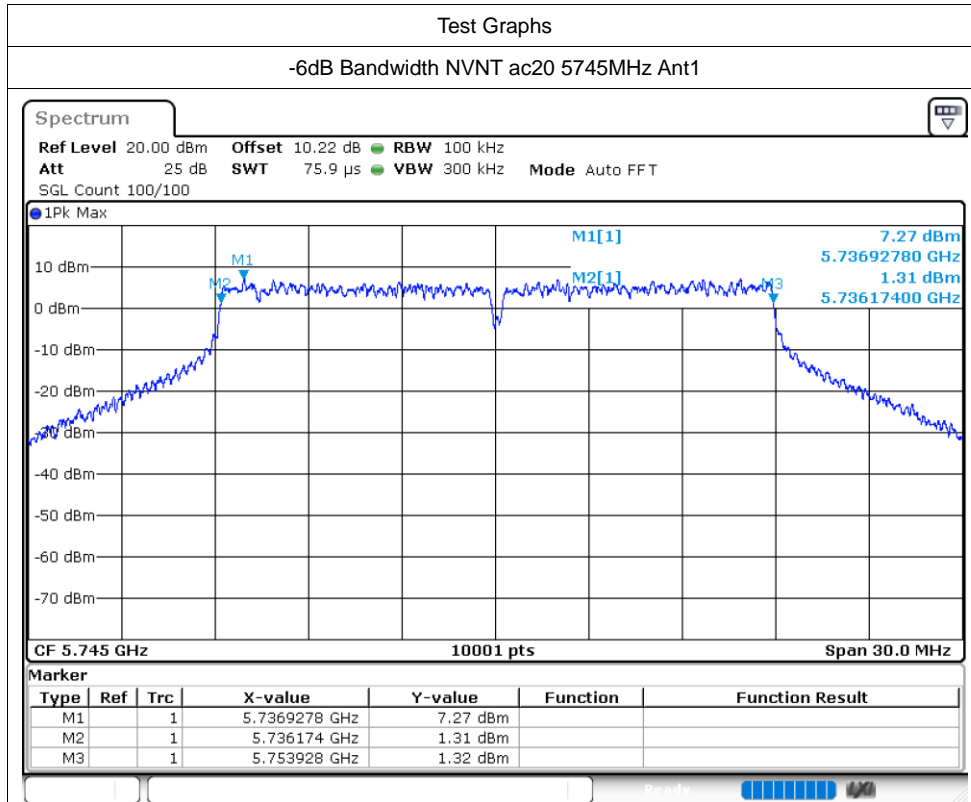


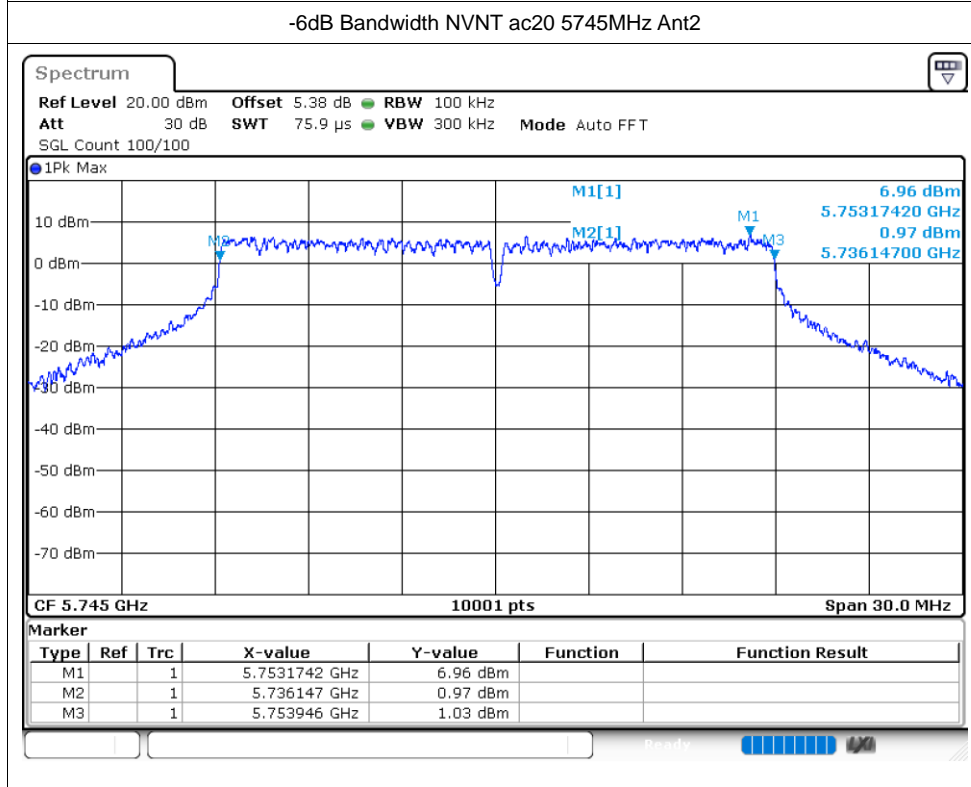
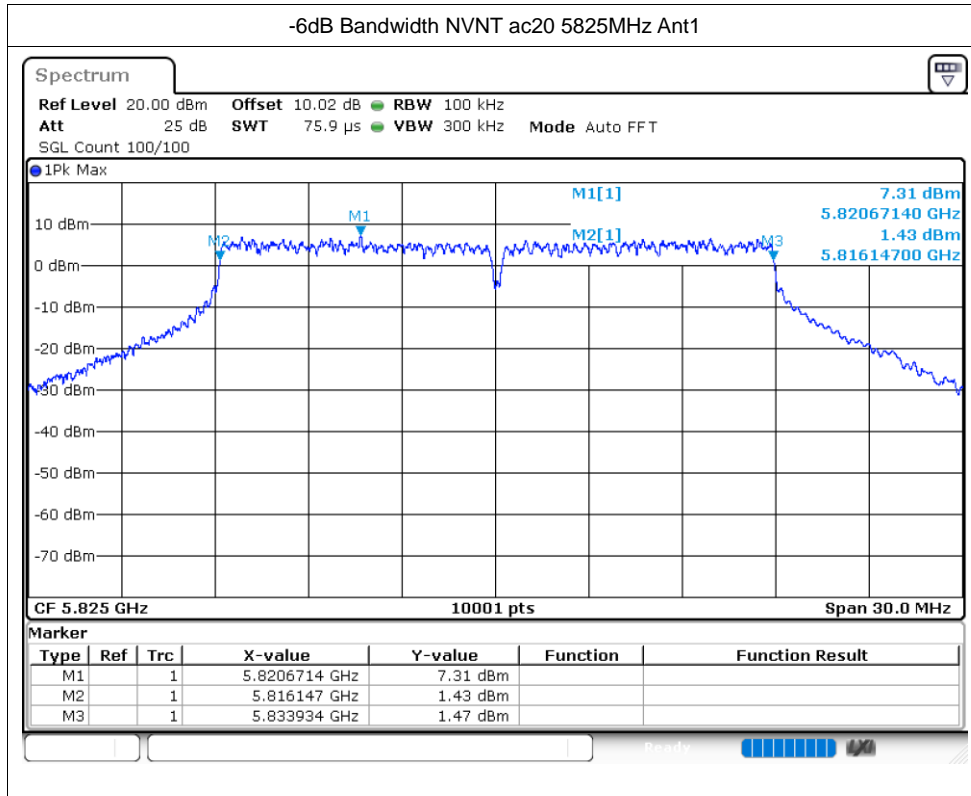
Maximum Conducted Output Power

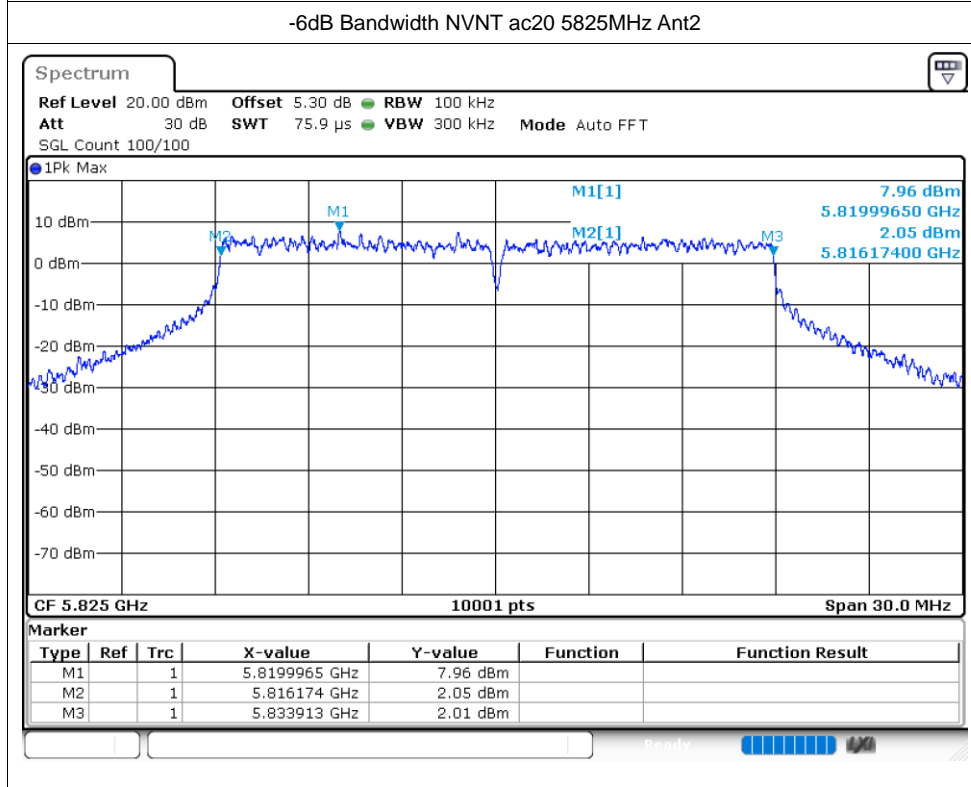
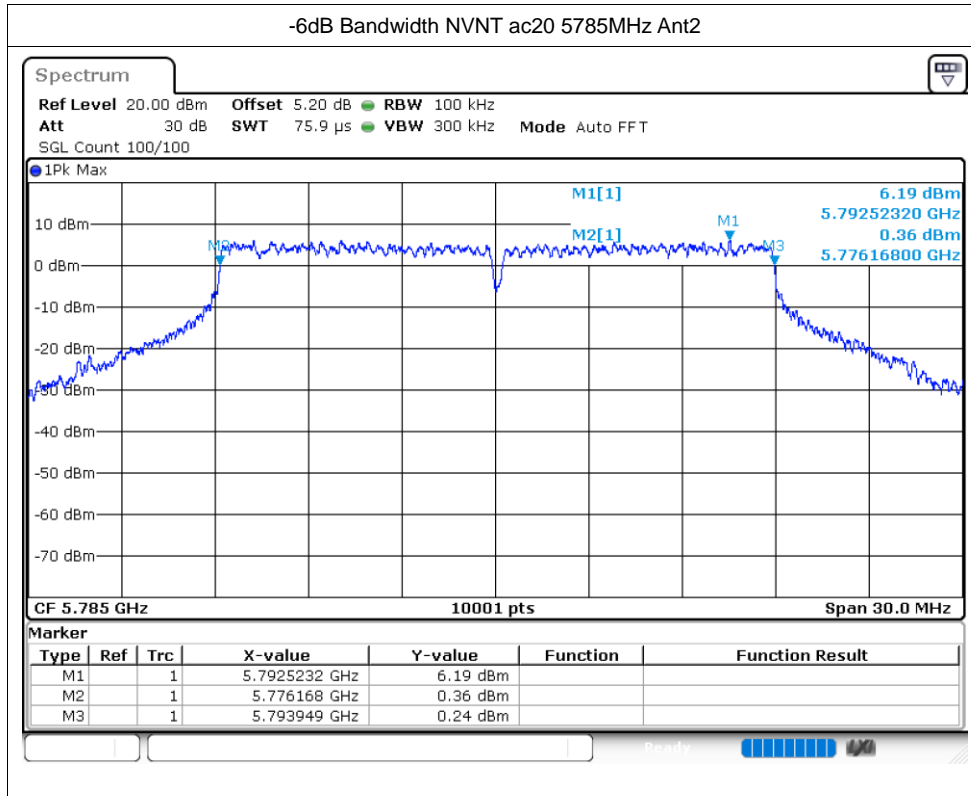
Condition	Mode	Frequency (MHz)	Antenna	Conducted Power (dBm)	Duty Factor (dB)	Total Power (dBm)	Total Power (dBm)	Limit (dBm)	Verdict
NVNT	ac20	5745	Ant1	18.54	0.04	18.58	21.94	28	Pass
NVNT	ac20	5745	Ant2	19.2	0.05	19.25			
NVNT	ac20	5785	Ant1	19.32	0.04	19.36	22.26	28	Pass
NVNT	ac20	5785	Ant2	19.09	0.05	19.14			
NVNT	ac20	5825	Ant1	19.27	0.04	19.31	22.41	28	Pass
NVNT	ac20	5825	Ant2	19.43	0.05	19.48			
NVNT	ac40	5755	Ant1	20.46	0.09	20.55	23.39	28	Pass
NVNT	ac40	5755	Ant2	20.1	0.1	20.2			
NVNT	ac40	5795	Ant1	20.18	0.1	20.28	23.09	28	Pass
NVNT	ac40	5795	Ant2	19.78	0.1	19.88			
NVNT	ac80	5775	Ant1	19.48	0.2	19.68	22.61	28	Pass
NVNT	ac80	5775	Ant2	19.32	0.19	19.51			
NVNT	ax20	5745	Ant1	18.7	0.06	18.76	22.10	28	Pass
NVNT	ax20	5745	Ant2	19.34	0.06	19.4			
NVNT	ax20	5785	Ant1	19.43	0.05	19.48	22.45	28	Pass
NVNT	ax20	5785	Ant2	19.35	0.05	19.4			
NVNT	ax20	5825	Ant1	19.43	0.05	19.48	22.59	28	Pass
NVNT	ax20	5825	Ant2	19.62	0.06	19.68			
NVNT	ax40	5755	Ant1	20.36	0.11	20.47	23.36	28	Pass
NVNT	ax40	5755	Ant2	20.12	0.11	20.23			
NVNT	ax40	5795	Ant1	20.22	0.1	20.32	23.12	28	Pass
NVNT	ax40	5795	Ant2	19.79	0.1	19.89			
NVNT	ax80	5775	Ant1	19.4	0.22	19.62	22.55	28	Pass
NVNT	ax80	5775	Ant2	19.24	0.22	19.46			

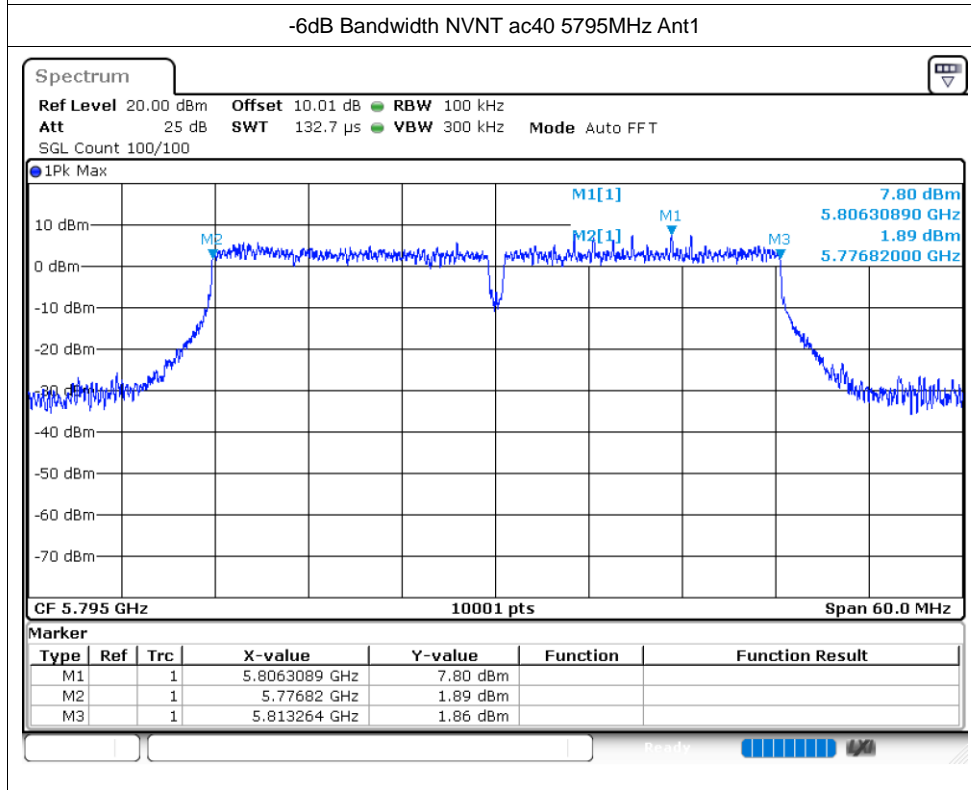
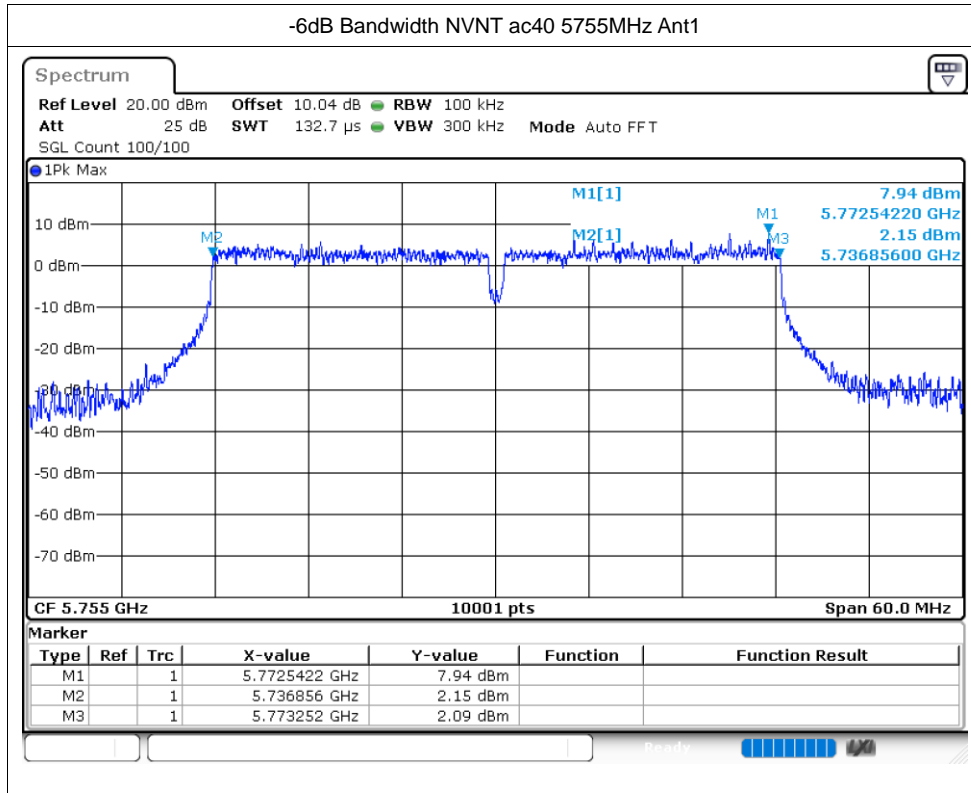
-6dB Bandwidth

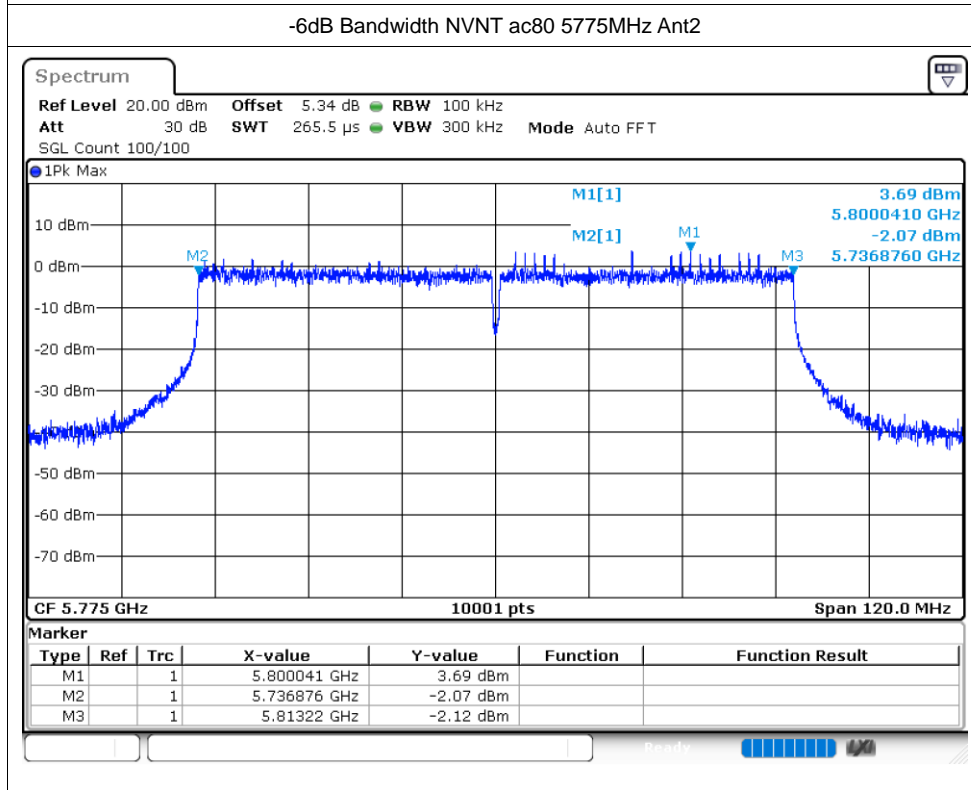
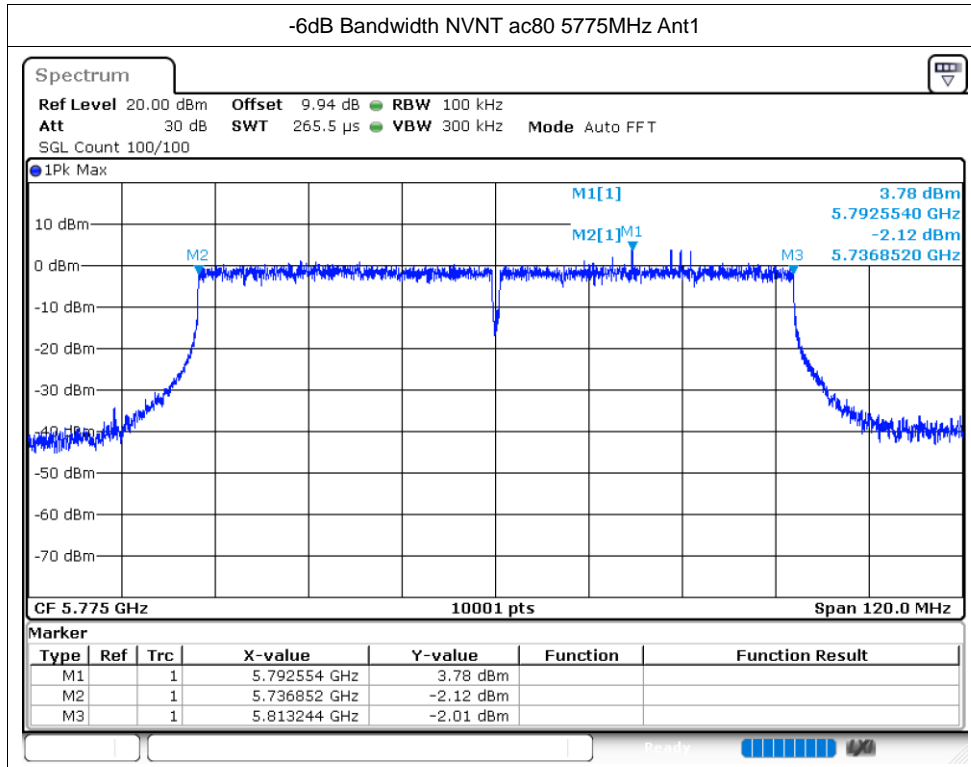
Condition	Mode	Frequency (MHz)	Antenna	-6 dB Bandwidth (MHz)	Limit -6 dB Bandwidth (MHz)	Verdict
NVNT	ac20	5745	Ant1	17.754	0.5	Pass
NVNT	ac20	5785	Ant1	17.778	0.5	Pass
NVNT	ac20	5825	Ant1	17.787	0.5	Pass
NVNT	ac20	5745	Ant2	17.799	0.5	Pass
NVNT	ac20	5785	Ant2	17.781	0.5	Pass
NVNT	ac20	5825	Ant2	17.739	0.5	Pass
NVNT	ac40	5755	Ant1	36.396	0.5	Pass
NVNT	ac40	5795	Ant1	36.444	0.5	Pass
NVNT	ac40	5755	Ant2	36.522	0.5	Pass
NVNT	ac40	5795	Ant2	36.42	0.5	Pass
NVNT	ac80	5775	Ant1	76.392	0.5	Pass
NVNT	ac80	5775	Ant2	76.344	0.5	Pass
NVNT	ax20	5745	Ant1	19.095	0.5	Pass
NVNT	ax20	5785	Ant1	19.125	0.5	Pass
NVNT	ax20	5825	Ant1	19.107	0.5	Pass
NVNT	ax20	5745	Ant2	19.116	0.5	Pass
NVNT	ax20	5785	Ant2	18.666	0.5	Pass
NVNT	ax20	5825	Ant2	19.128	0.5	Pass
NVNT	ax40	5755	Ant1	38.094	0.5	Pass
NVNT	ax40	5795	Ant1	38.07	0.5	Pass
NVNT	ax40	5755	Ant2	38.13	0.5	Pass
NVNT	ax40	5795	Ant2	37.38	0.5	Pass
NVNT	ax80	5775	Ant1	77.94	0.5	Pass
NVNT	ax80	5775	Ant2	77.736	0.5	Pass

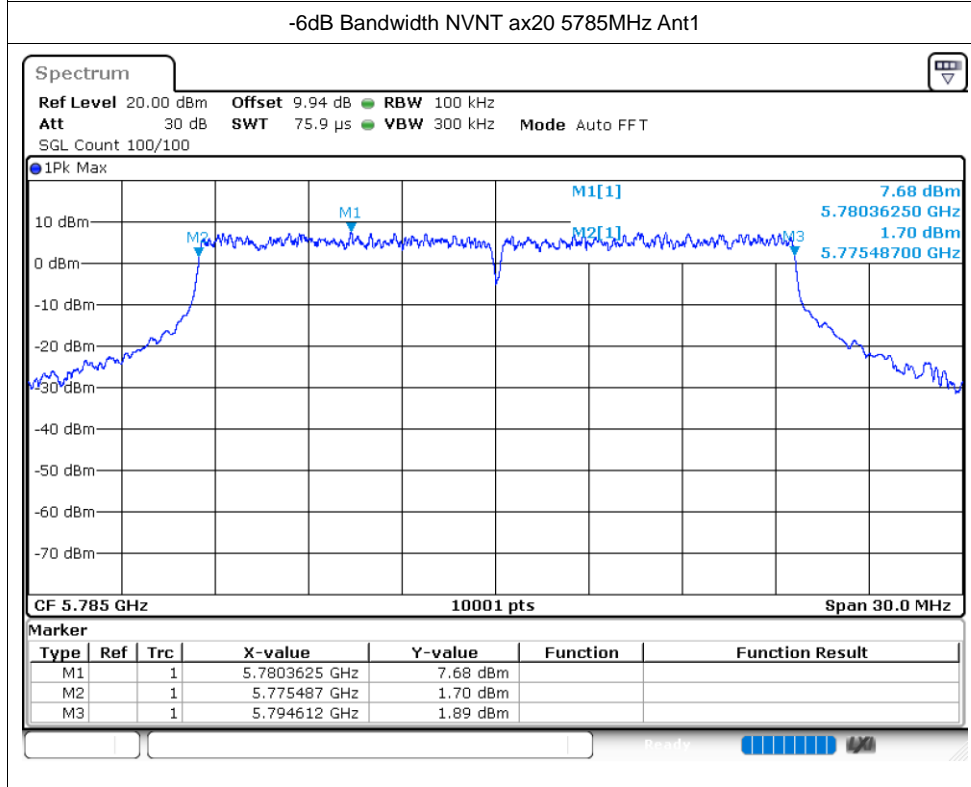
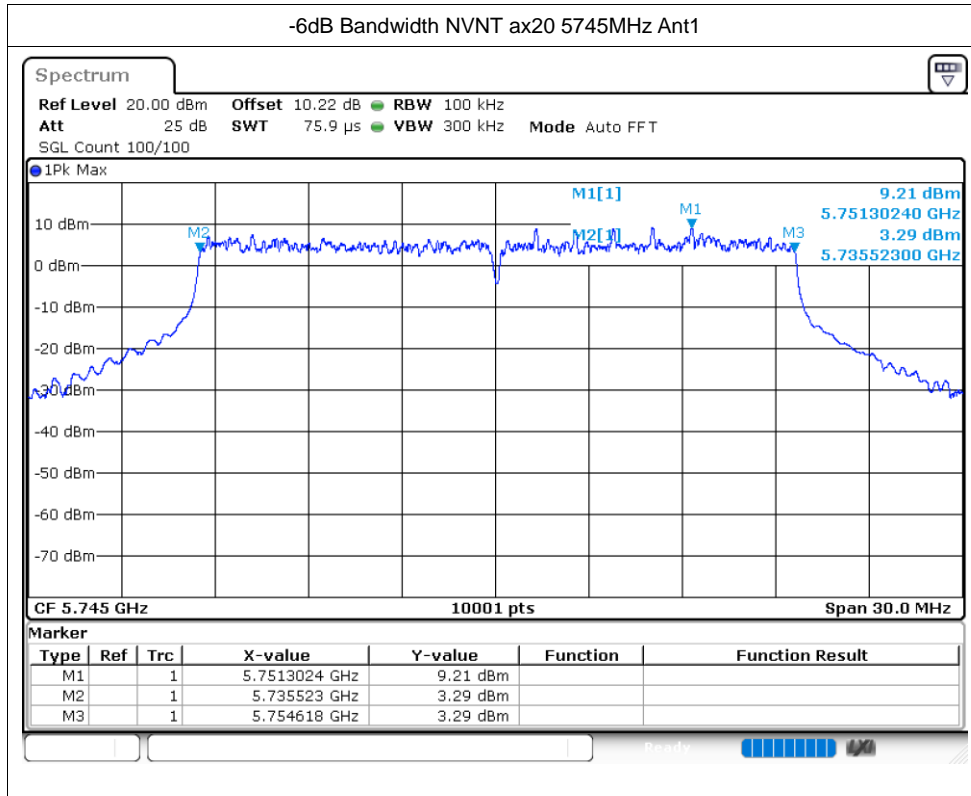


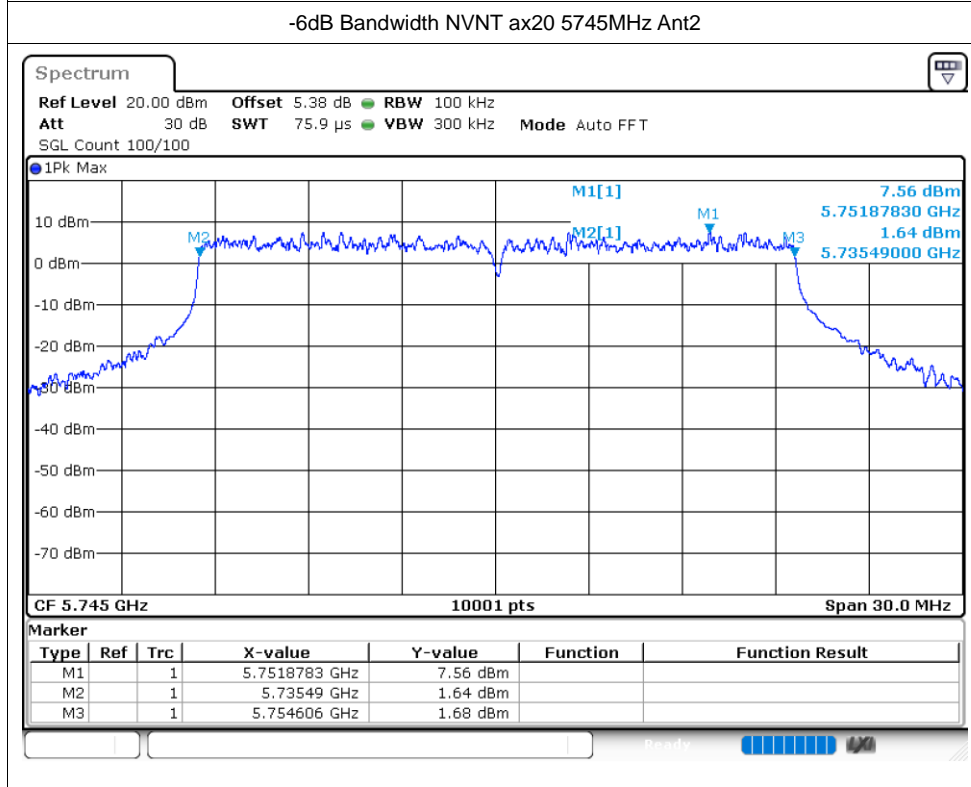
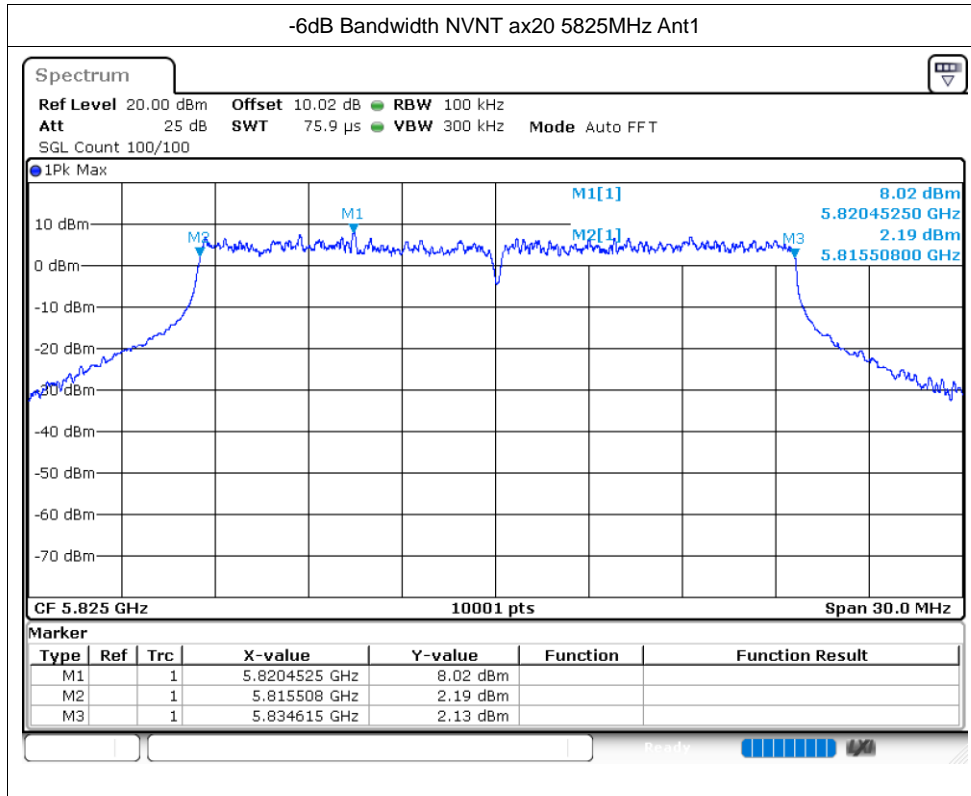


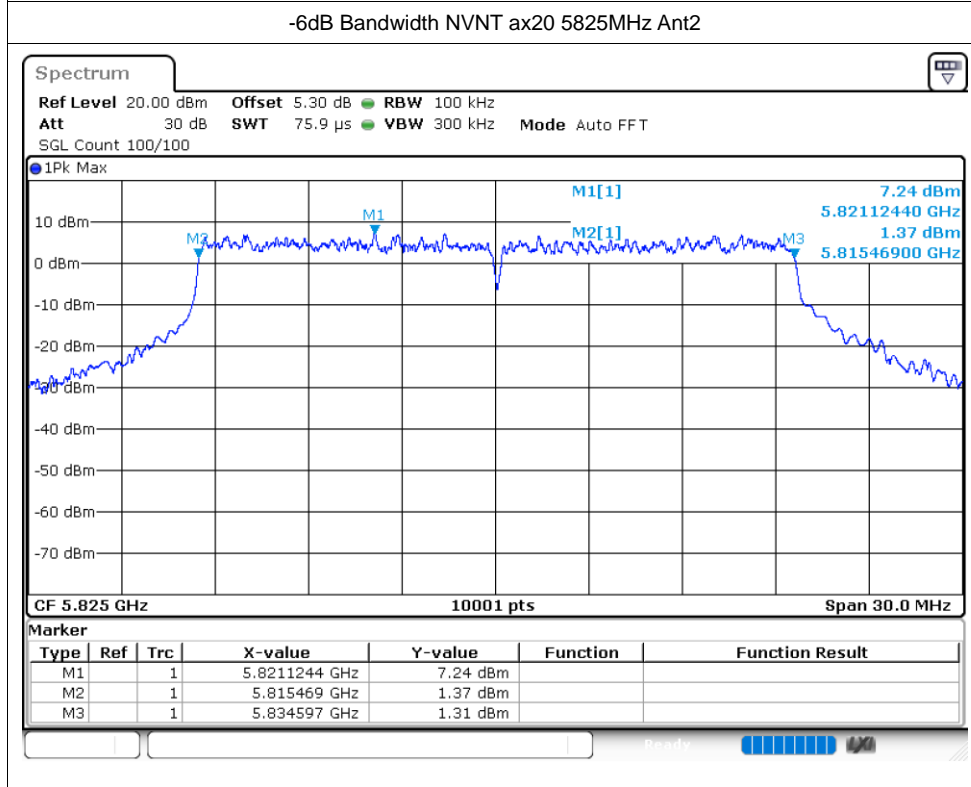
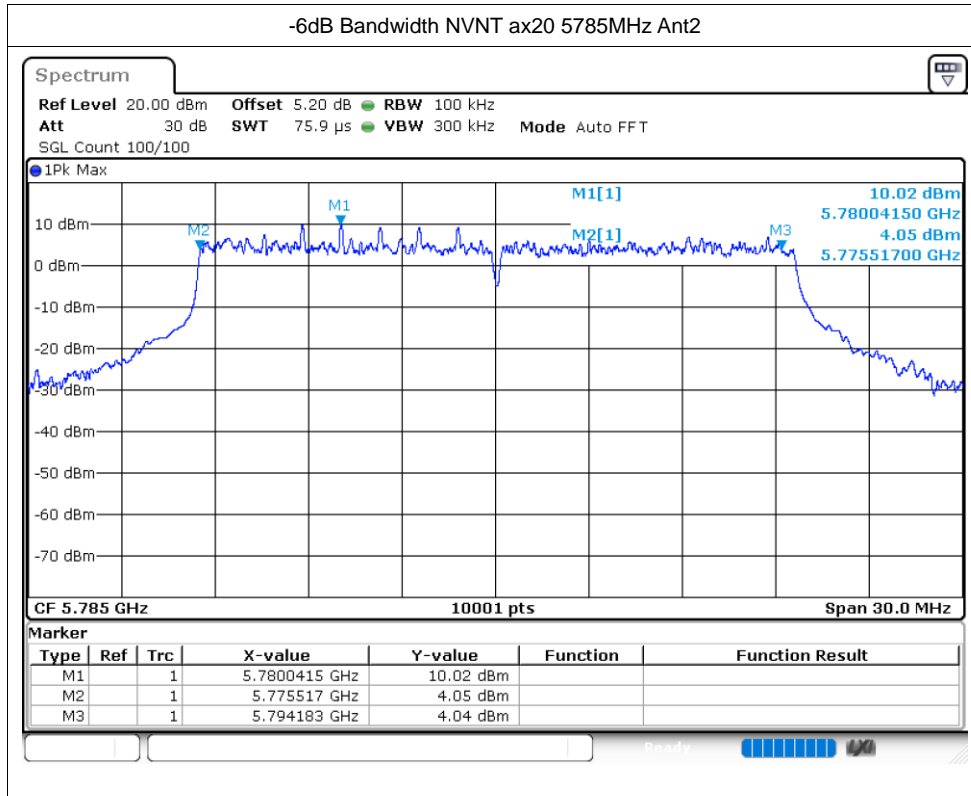


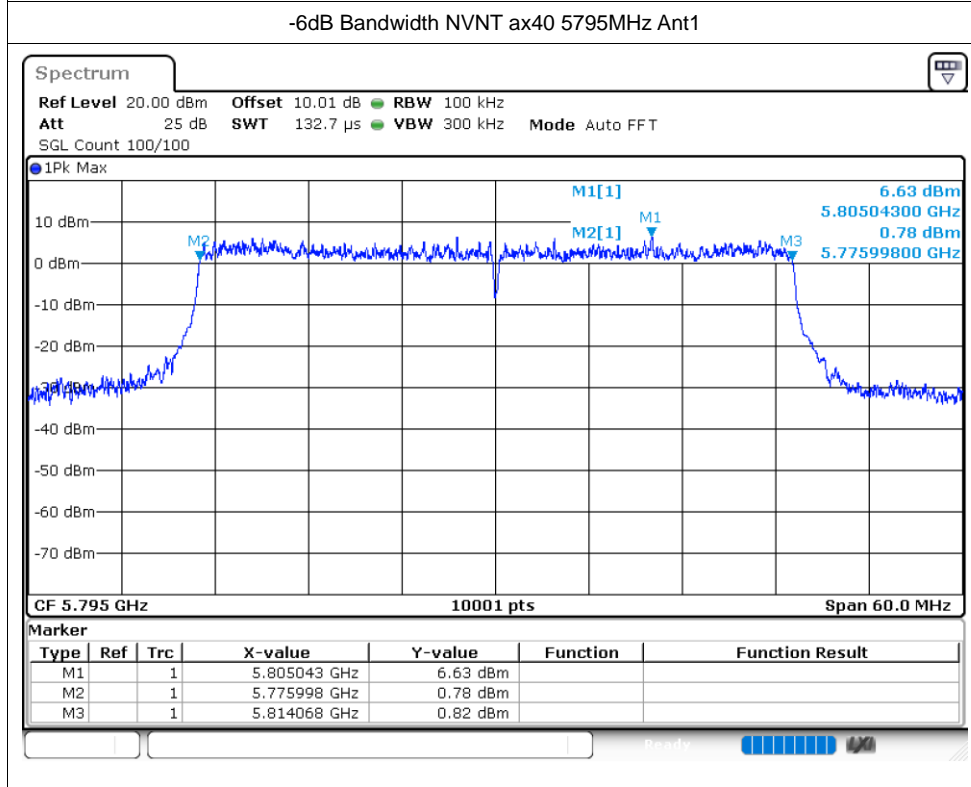
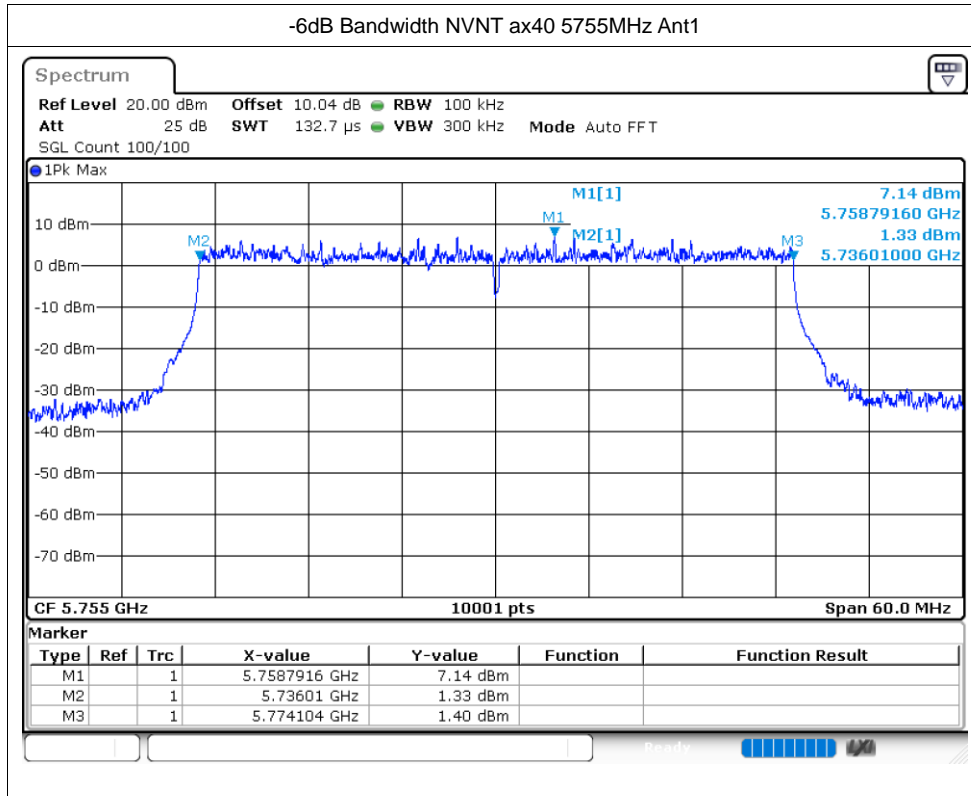


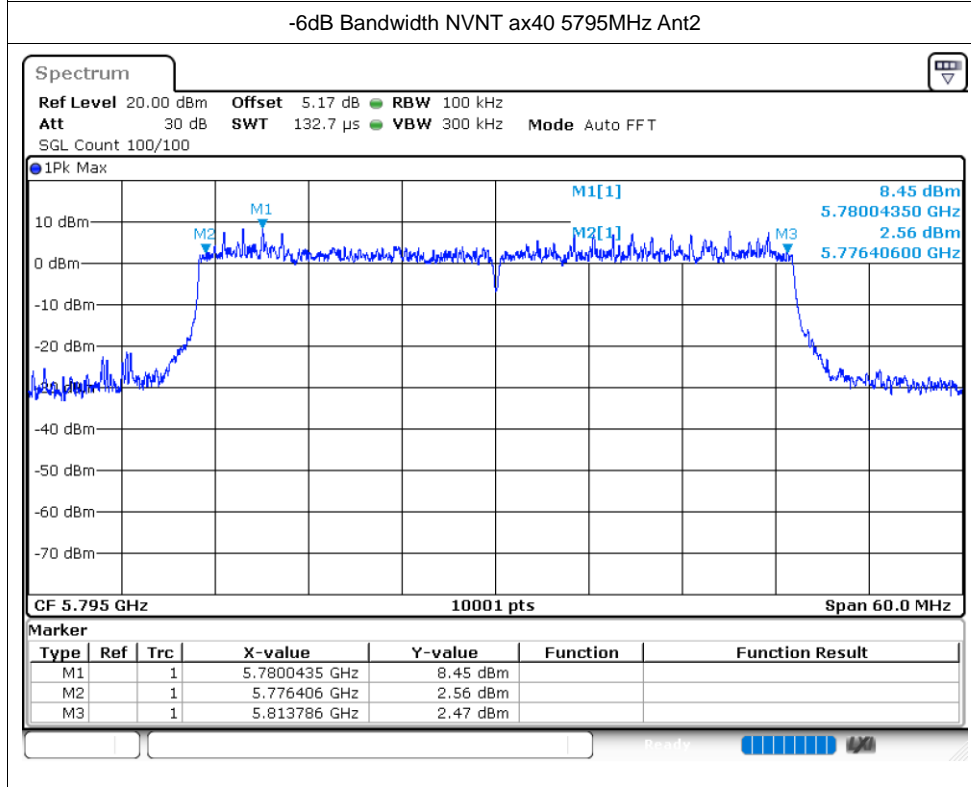
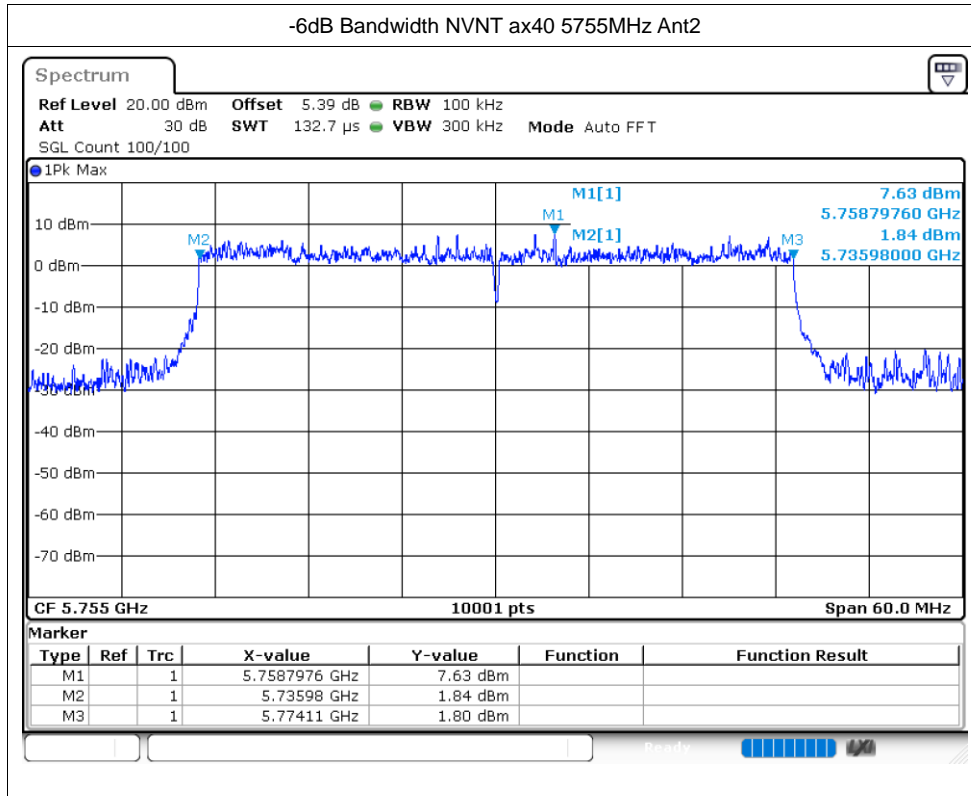


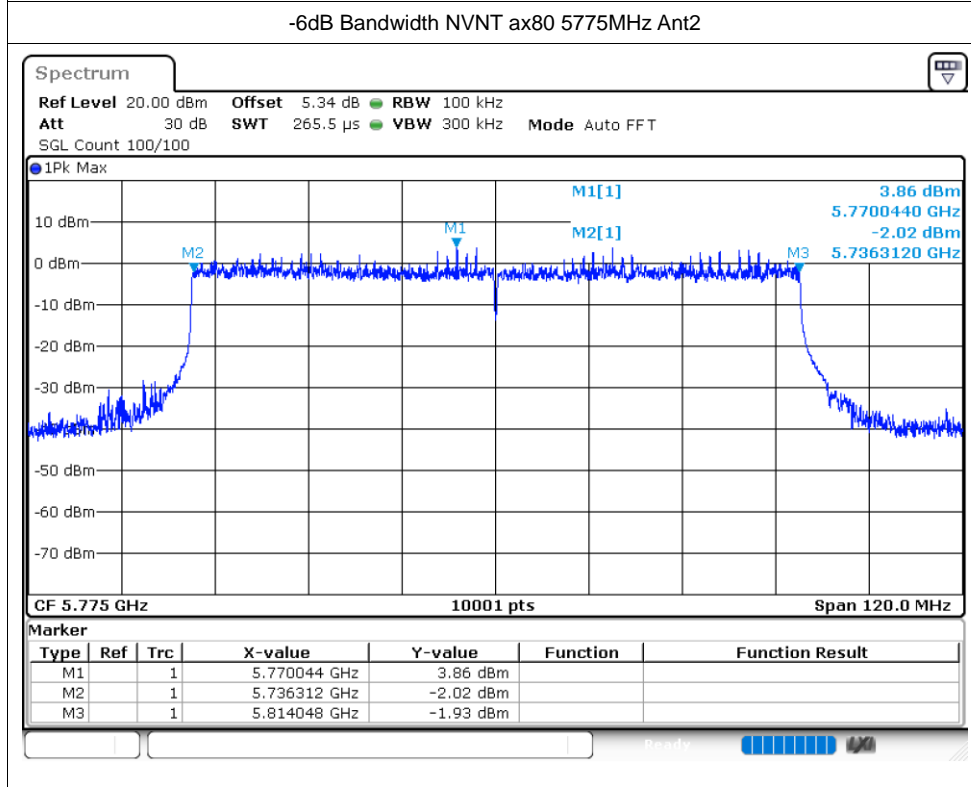
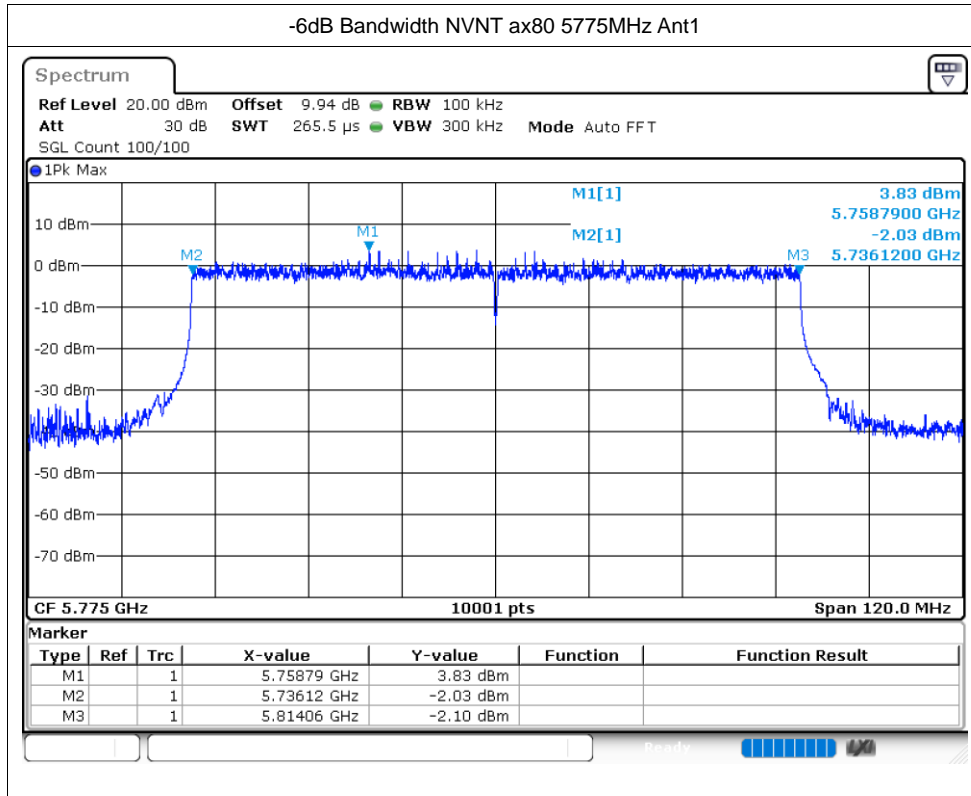










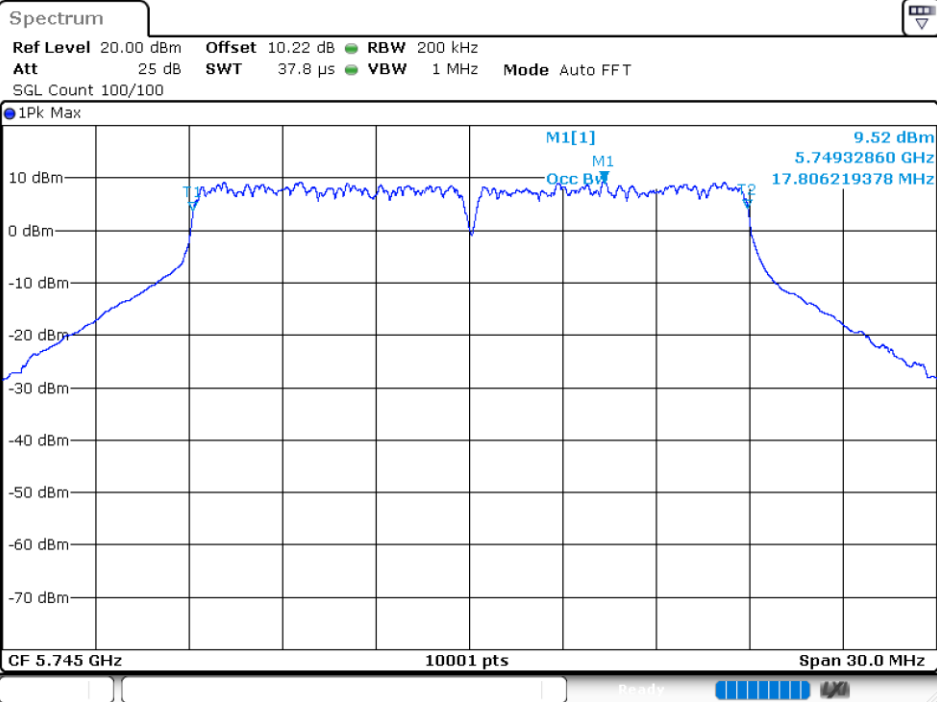


Occupied Channel Bandwidth

Condition	Mode	Frequency (MHz)	Antenna	99% OBW (MHz)
NVNT	ac20	5745	Ant1	17.806
NVNT	ac20	5785	Ant1	18.079
NVNT	ac20	5825	Ant1	17.836
NVNT	ac20	5745	Ant2	17.869
NVNT	ac20	5785	Ant2	17.833
NVNT	ac20	5825	Ant2	17.911
NVNT	ac40	5755	Ant1	36.644
NVNT	ac40	5795	Ant1	36.734
NVNT	ac40	5755	Ant2	36.686
NVNT	ac40	5795	Ant2	36.722
NVNT	ac80	5775	Ant1	76.12
NVNT	ac80	5775	Ant2	76.168
NVNT	ax20	5745	Ant1	19.072
NVNT	ax20	5785	Ant1	19.135
NVNT	ax20	5825	Ant1	19.048
NVNT	ax20	5745	Ant2	19.054
NVNT	ax20	5785	Ant2	18.997
NVNT	ax20	5825	Ant2	19.042
NVNT	ax40	5755	Ant1	37.892
NVNT	ax40	5795	Ant1	37.904
NVNT	ax40	5755	Ant2	37.958
NVNT	ax40	5795	Ant2	37.91
NVNT	ax80	5775	Ant1	77.572
NVNT	ax80	5775	Ant2	77.656

Test Graphs

OBW NVNT ac20 5745MHz Ant1



OBW NVNT ac20 5785MHz Ant1

