

3 August 2016

Mimosa Networks
MIMO09-1: FCC IC
Model: A5-14, A5-18

Test Setup Photographs

Conducted Emissions:

A5-14 PoE Configuration Front View




A5-14 PoE Configuration Side View




Radiated Emissions:


A5-14 PoE Configuration Above 1GHz




A5-14 PoE Configuration Below 1GHz



A5-18 PoE Configuration Below 1GHz



A5-18 PoE Configuration Above 1GHz



A5-18 TX Spurious



