

7. Band Edge

7.1. Test Equipment

The following test equipments are used during the band edge tests:

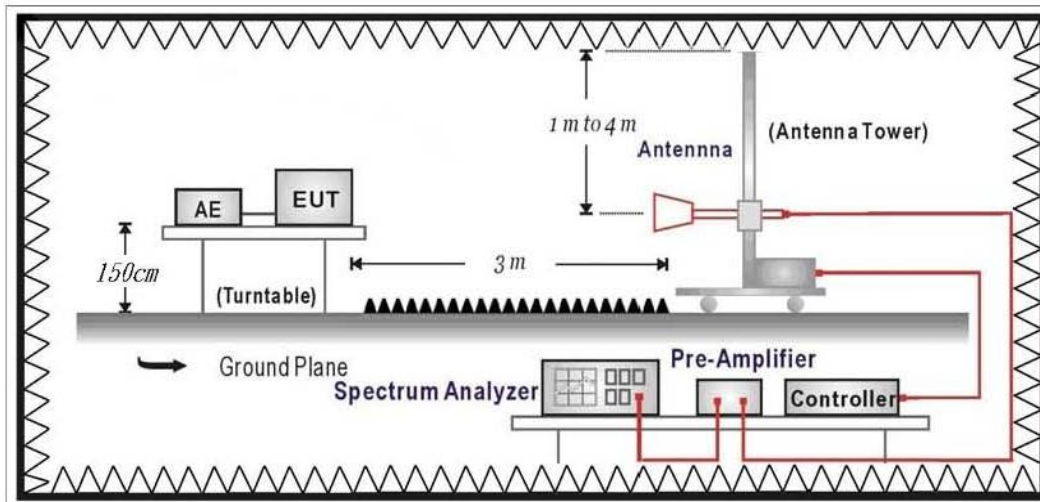
Band Edge / CB4-H

Instrument	Manufacturer	Model No.	Serial No	Next Cal. Date
Horn Antenna	Schwarzbeck	BBHA 9120	D312	2017/10/25
Signal & Spectrum Analyzer	R&S	FSV40	101049	2018/01/22

Note: All equipments that need to calibrate are with calibration period of 1 year.

7.2. Test Setup

RF Radiated Measurement:



7.3. Limits

➤ General Radiated Emission Limits

The provisions of Section 15.205 of this part apply to intentional radiators operating under this section. Radiated emissions which fall in the restricted bands, as defined in Section 15.205, must also comply with the radiated emission limits specified in Section 15.209:

FCC Part 15 Subpart C Paragraph 15.209 Limits		
Frequency MHz	uV/m @3m	dBuV/m@3m
30-88	100	40
88-216	150	43.5
216-960	200	46
Above 960	500	54

Remark:

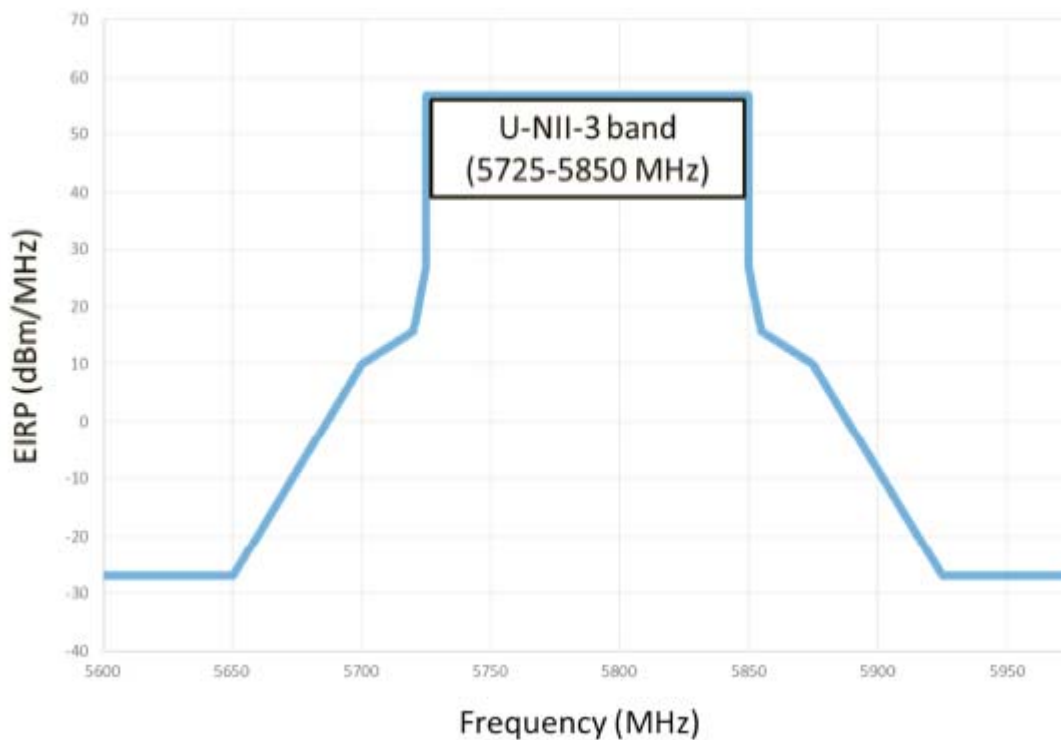
1. RF Voltage (dBuV) = 20 log RF Voltage (uV)
2. In the Above Table, the tighter limit applies at the band edges.
3. Distance refers to the distance in meters between the measuring instrument antenna and the closed point of any part of the device or system.

➤ Unwanted Emission out of the restricted bands Limits

FCC Part 15 Subpart E Paragraph 15.407(b) Limits		
Frequency (MHz)	EIRP Limit (dBm)	Equivalent Field Strength (dBuV/m@3m)
5150~5250	-27	68.3
5250~5350	-27	68.3
5470~5725	-27	68.3

4. For transmitters operating in the 5.725-5.85 GHz band

- (i) All emissions shall be limited to a level of -27 dBm/MHz at 75 MHz or more above or below the band edge increasing linearly to 10 dBm/MHz at 25 MHz above or below the band edge, and from 25 MHz above or below the band edge increasing linearly to a level of 15.6 dBm/MHz at 5 MHz above or below the band edge, and from 5 MHz above or below the band edge increasing linearly to a level of 27dBm/MHz at the band edge.
- (ii) Devices certified before March 2, 2017 with antenna gain greater than 10 dBi may demonstrate compliance with the emission limits in Section 15.247(d), but manufacturing, marketing and importing of devices certified under this alternative must cease by March 2, 2018. Devices certified before March 2, 2018 with antenna gain of 10 dBi or less may demonstrate compliance with the emission limits in Section 15.247(d), but manufacturing, marketing and importing of devices certified under this alternative must cease before March 2, 2020.



Remark:

1. For frequencies more than 10 MHz above or below the band edges.
2. For frequency range from the band edges to 10 MHz above or below the band edges.

3.
$$uV/m = \frac{1000000 \sqrt{30 \times EIRP}}{3}$$
, RF Voltage (dBuV/m) = 20 log RF Voltage (uV/m)

7.4. Test Procedure

The EUT and its simulators are placed on a turn table which is 1.5 meter above ground. The turn table can rotate 360 degrees to determine the position of the maximum emission level. The EUT was positioned such that the distance from antenna to the EUT was 3 meters.

The antenna can move up and down between 1 meter and 4 meters to find out the maximum emission level.

Both horizontal and vertical polarization of the antenna are set on measurement. In order to find the maximum emission, all of the interface cables must be manipulated according to ANSI C63.10: 2013 on radiated measurement.

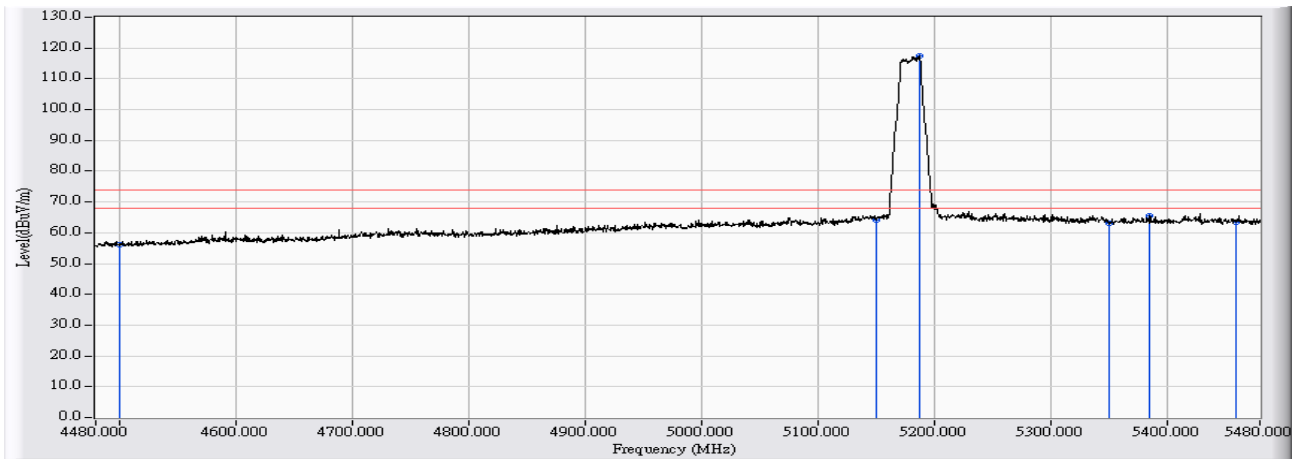
The bandwidth below 1GHz setting on the field strength meter is 120 KHz, above 1GHz are 1 MHz.

7.5. Uncertainty

The measurement uncertainty is defined as $\pm 3.65\text{dB}$

7.6. Test Result

Site : CB4-H	Time : 2017/01/10
Limit : FCC_SpartC_15.209_03M_PK	Margin : 6
Probe : CB4-H_FCC_EFS_B432_1-18GHz_3M_1116 - HORIZONTAL	Power : AC 120 V / 60Hz
EUT : Mimosa C5c	Note : 802.11ac(20M)_5180MHz Mode 1: Tx-Dish ANT

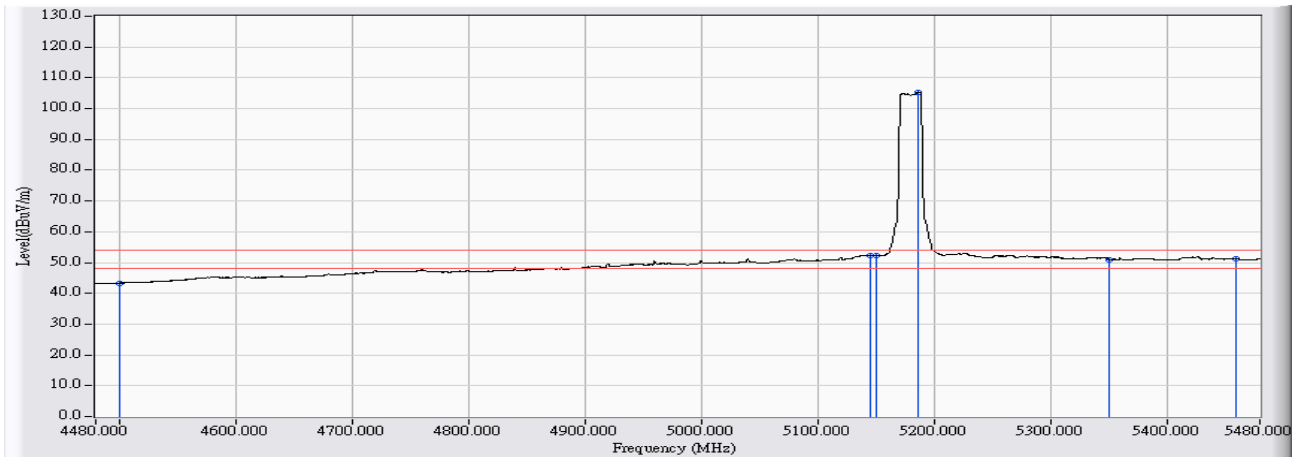


	Frequency (MHz)	Correct Factor (dB)	Reading Level (dBuV)	Measure Level (dBuV/m)	Margin (dB)	Limit (dBuV/m)	Detector Type
1	4500.000	23.279	32.893	56.172	-17.828	74.000	PEAK
2	5150.000	24.745	39.493	64.238	-9.762	74.000	PEAK
3	* 5187.500	24.794	92.670	117.464	43.464	74.000	PEAK
4	5350.000	24.980	38.110	63.090	-10.910	74.000	PEAK
5	5385.000	25.022	40.448	65.470	-8.530	74.000	PEAK
6	5460.000	25.118	38.483	63.601	-10.399	74.000	PEAK

Note:

1. All readings above 1GHz are performed with peak and/or average measurements as necessary.
2. Peak measurements: RBW = 1MHz, VBW = 1MHz, Sweep: Auto.
3. Average measurements: RBW = 1MHz, VBW = 10 Hz, Sweep: Auto.
4. “ * ”, means this data is the worst emission level.
5. Measurement Level = Reading Level + Correct Factor.
6. The average measurement was not performed when the peak measured data under the limit of average detection.

Site : CB4-H	Time : 2017/01/10
Limit : FCC_SpartC_15.209_03M_AV	Margin : 6
Probe : CB4-H_FCC_EFS_B432_1-18GHz_3M_1116 - HORIZONTAL	Power : AC 120 V / 60Hz
EUT : Mimosa C5c	Note : 802.11ac(20M)_5180MHz Mode 1: Tx-Dish ANT

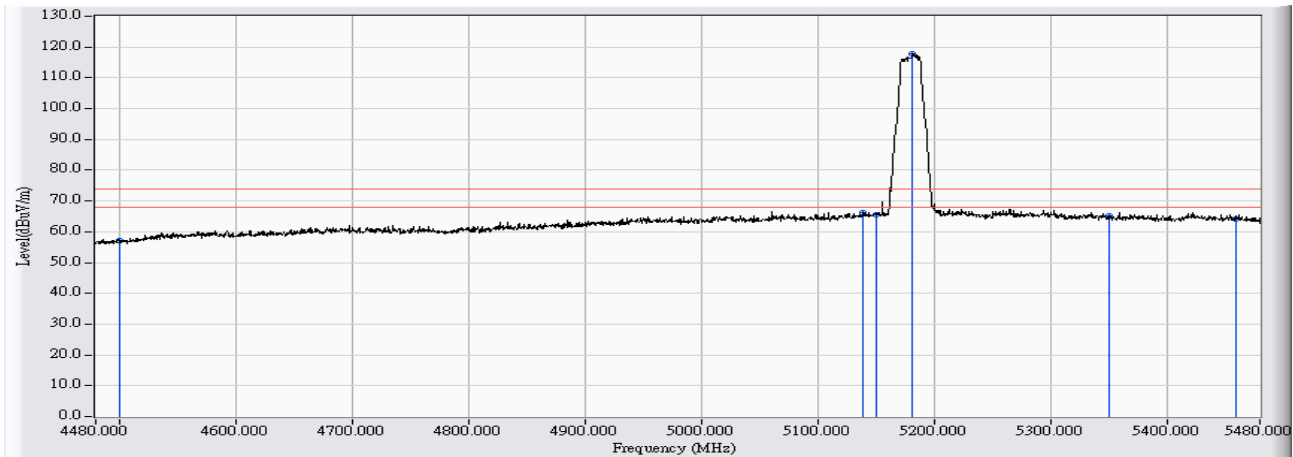


	Frequency (MHz)	Correct Factor (dB)	Reading Level (dBuV)	Measure Level (dBuV/m)	Margin (dB)	Limit (dBuV/m)	Detector Type
1	4500.000	23.279	20.099	43.378	-10.622	54.000	AVERAGE
2	5145.000	24.739	27.474	52.212	-1.788	54.000	AVERAGE
3	5150.000	24.745	27.512	52.257	-1.743	54.000	AVERAGE
4	* 5187.000	24.794	80.568	105.361	51.361	54.000	AVERAGE
5	5350.000	24.980	26.068	51.048	-2.952	54.000	AVERAGE
6	5460.000	25.118	25.991	51.109	-2.891	54.000	AVERAGE

Note:

1. All readings above 1GHz are performed with peak and/or average measurements as necessary.
2. Peak measurements: RBW = 1MHz, VBW = 1MHz, Sweep: Auto.
3. Average measurements: RBW = 1MHz, VBW = 10 Hz, Sweep: Auto.
4. " * ", means this data is the worst emission level.
5. Measurement Level = Reading Level + Correct Factor.
6. The average measurement was not performed when the peak measured data under the limit of average detection.

Site : CB4-H	Time : 2017/01/10
Limit : FCC_SpartC_15.209_03M_PK	Margin : 6
Probe : CB4-H_FCC_EFS_B432_1-18GHz_3M_1116 - VERTICAL	Power : AC 120 V / 60Hz
EUT : Mimosa C5c	Note : 802.11ac(20M)_5180MHz Mode 1: Tx-Dish ANT

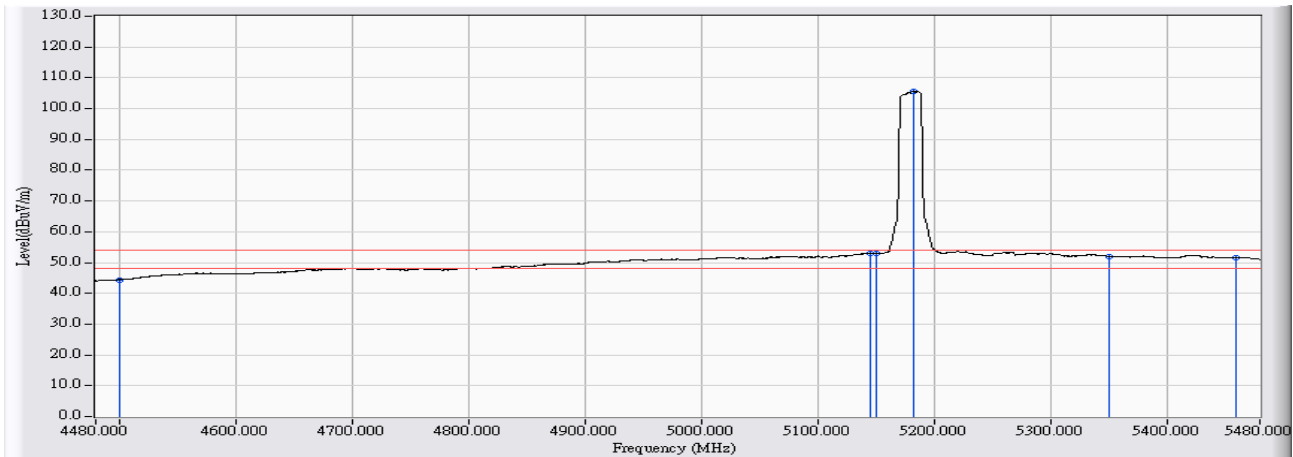


	Frequency (MHz)	Correct Factor (dB)	Reading Level (dBuV)	Measure Level (dBuV/m)	Margin (dB)	Limit (dBuV/m)	Detector Type
1	4500.000	23.279	33.915	57.194	-16.806	74.000	PEAK
2	5139.500	24.731	41.390	66.121	-7.879	74.000	PEAK
3	5150.000	24.745	40.608	65.353	-8.647	74.000	PEAK
4	* 5181.500	24.787	92.974	117.760	43.760	74.000	PEAK
5	5350.000	24.980	40.368	65.348	-8.652	74.000	PEAK
6	5460.000	25.118	39.041	64.159	-9.841	74.000	PEAK

Note:

1. All readings above 1GHz are performed with peak and/or average measurements as necessary.
2. Peak measurements: RBW = 1MHz, VBW = 1MHz, Sweep: Auto.
3. Average measurements: RBW = 1MHz, VBW = 10 Hz, Sweep: Auto.
4. " * ", means this data is the worst emission level.
5. Measurement Level = Reading Level + Correct Factor.
6. The average measurement was not performed when the peak measured data under the limit of average detection.

Site : CB4-H	Time : 2017/01/10
Limit : FCC_SpartC_15.209_03M_AV	Margin : 6
Probe : CB4-H_FCC_EFS_B432_1-18GHz_3M_1116 - VERTICAL	Power : AC 120 V / 60Hz
EUT : Mimosa C5c	Note : 802.11ac(20M)_5180MHz Mode 1: Tx-Dish ANT

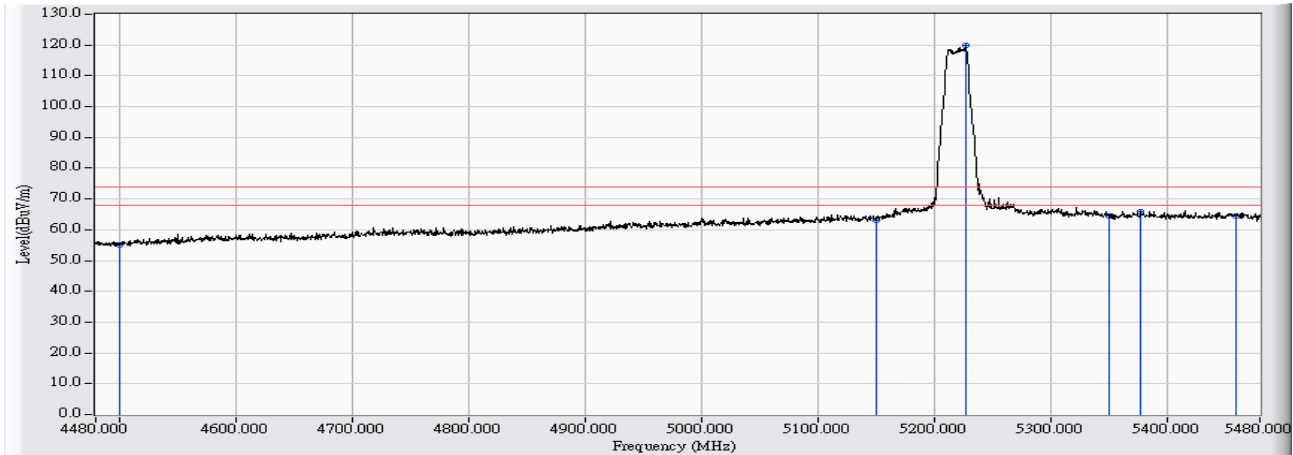


	Frequency (MHz)	Correct Factor (dB)	Reading Level (dBuV)	Measure Level (dBuV/m)	Margin (dB)	Limit (dBuV/m)	Detector Type
1	4500.000	23.279	21.140	44.419	-9.581	54.000	AVERAGE
2	5146.000	24.740	28.372	53.112	-0.888	54.000	AVERAGE
3	5150.000	24.745	28.115	52.860	-1.140	54.000	AVERAGE
4	* 5182.000	24.787	80.851	105.638	51.638	54.000	AVERAGE
5	5350.000	24.980	26.919	51.899	-2.101	54.000	AVERAGE
6	5460.000	25.118	26.480	51.598	-2.402	54.000	AVERAGE

Note:

1. All readings above 1GHz are performed with peak and/or average measurements as necessary.
2. Peak measurements: RBW = 1MHz, VBW = 1MHz, Sweep: Auto.
3. Average measurements: RBW = 1MHz, VBW = 10 Hz, Sweep: Auto.
4. " * ", means this data is the worst emission level.
5. Measurement Level = Reading Level + Correct Factor.
6. The average measurement was not performed when the peak measured data under the limit of average detection.

Site : CB4-H	Time : 2017/01/10
Limit : FCC_SpartC_15.209_03M_PK	Margin : 6
Probe : CB4-H_FCC_EFS_B432_1-18GHz_3M_1116 - HORIZONTAL	Power : AC 120 V / 60Hz
EUT : Mimosa C5c	Note : 802.11ac(20M)_5220MHz Mode 1: Tx-Dish ANT

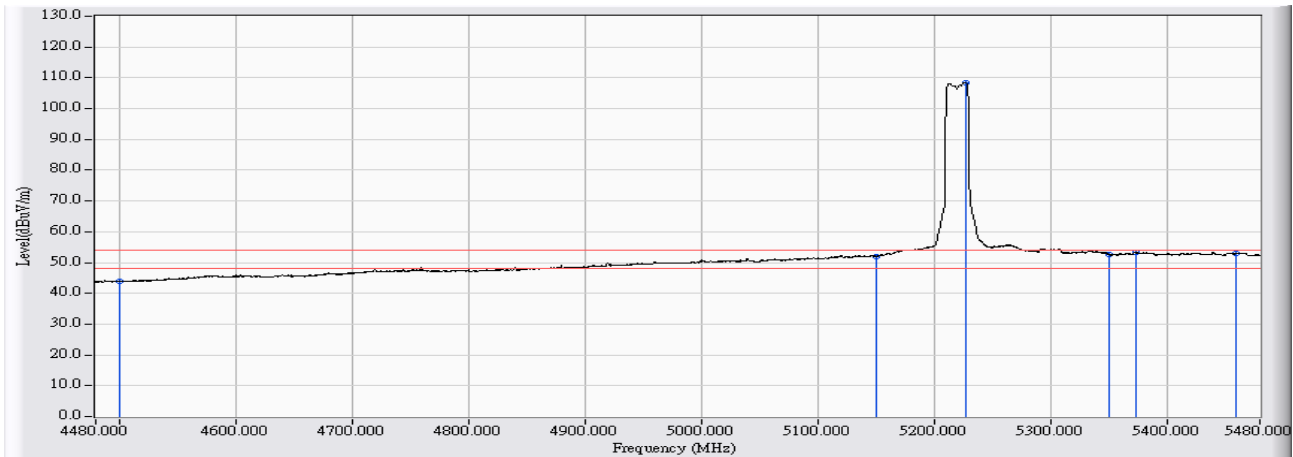


	Frequency (MHz)	Correct Factor (dB)	Reading Level (dBuV)	Measure Level (dBuV/m)	Margin (dB)	Limit (dBuV/m)	Detector Type
1	4500.000	23.279	31.753	55.032	-18.968	74.000	PEAK
2	5150.000	24.745	38.438	63.183	-10.817	74.000	PEAK
3	* 5227.500	24.840	95.001	119.841	45.841	74.000	PEAK
4	5350.000	24.980	39.615	64.595	-9.405	74.000	PEAK
5	5377.500	25.013	40.985	65.998	-8.002	74.000	PEAK
6	5460.000	25.118	39.273	64.391	-9.609	74.000	PEAK

Note:

1. All readings above 1GHz are performed with peak and/or average measurements as necessary.
2. Peak measurements: RBW = 1MHz, VBW = 1MHz, Sweep: Auto.
3. Average measurements: RBW = 1MHz, VBW = 10 Hz, Sweep: Auto.
4. " * ", means this data is the worst emission level.
5. Measurement Level = Reading Level + Correct Factor.
6. The average measurement was not performed when the peak measured data under the limit of average detection.

Site : CB4-H	Time : 2017/01/10
Limit : FCC_SpartC_15.209_03M_AV	Margin : 6
Probe : CB4-H_FCC_EFS_B432_1-18GHz_3M_1116 - HORIZONTAL	Power : AC 120 V / 60Hz
EUT : Mimosa C5c	Note : 802.11ac(20M)_5220MHz Mode 1: Tx-Dish ANT

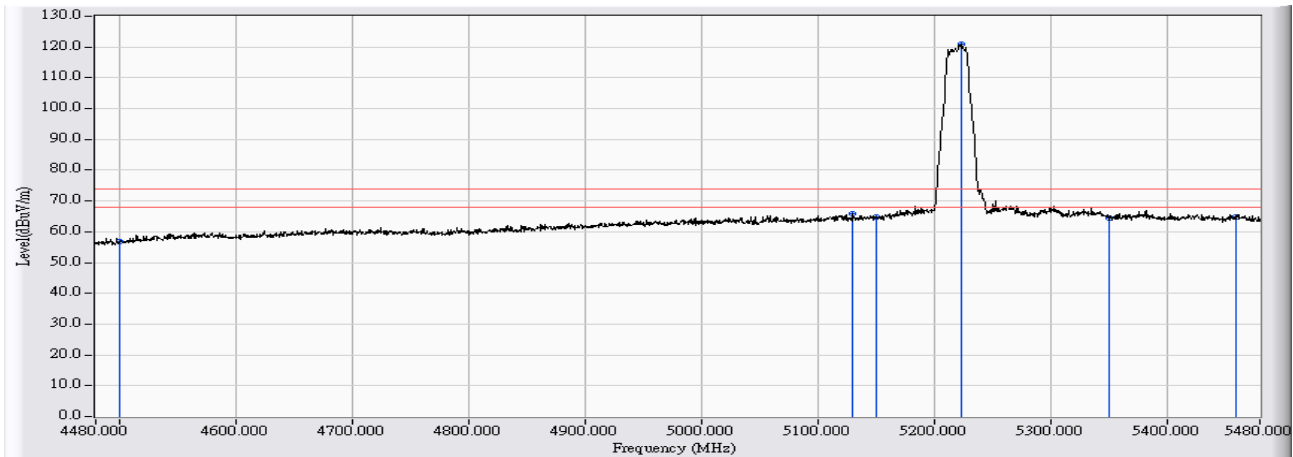


	Frequency (MHz)	Correct Factor (dB)	Reading Level (dBuV)	Measure Level (dBuV/m)	Margin (dB)	Limit (dBuV/m)	Detector Type
1	4500.000	23.279	20.692	43.971	-10.029	54.000	AVERAGE
2	5150.000	24.745	27.252	51.997	-2.003	54.000	AVERAGE
3	* 5228.000	24.841	83.711	108.552	54.552	54.000	AVERAGE
4	5350.000	24.980	27.717	52.697	-1.303	54.000	AVERAGE
5	5373.000	25.007	28.380	53.388	-0.612	54.000	AVERAGE
6	5460.000	25.118	27.687	52.805	-1.195	54.000	AVERAGE

Note:

1. All readings above 1GHz are performed with peak and/or average measurements as necessary.
2. Peak measurements: RBW = 1MHz, VBW = 1MHz, Sweep: Auto.
3. Average measurements: RBW = 1MHz, VBW = 10 Hz, Sweep: Auto.
4. " * ", means this data is the worst emission level.
5. Measurement Level = Reading Level + Correct Factor.
6. The average measurement was not performed when the peak measured data under the limit of average detection.

Site : CB4-H	Time : 2017/01/10
Limit : FCC_SpartC_15.209_03M_PK	Margin : 6
Probe : CB4-H_FCC_EFS_B432_1-18GHz_3M_1116 - VERTICAL	Power : AC 120 V / 60Hz
EUT : Mimosa C5c	Note : 802.11ac(20M)_5220MHz Mode 1: Tx-Dish ANT

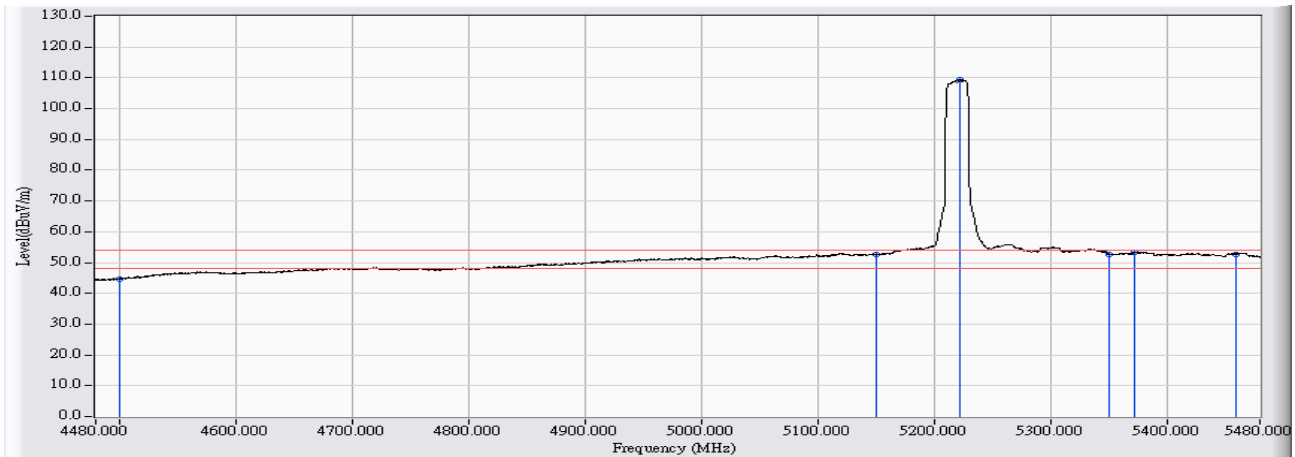


	Frequency (MHz)	Correct Factor (dB)	Reading Level (dBuV)	Measure Level (dBuV/m)	Margin (dB)	Limit (dBuV/m)	Detector Type
1	4500.000	23.279	33.538	56.817	-17.183	74.000	PEAK
2	5130.000	24.719	41.170	65.889	-8.111	74.000	PEAK
3	5150.000	24.745	39.948	64.693	-9.307	74.000	PEAK
4	* 5223.000	24.835	95.966	120.801	46.801	74.000	PEAK
5	5350.000	24.980	39.512	64.492	-9.508	74.000	PEAK
6	5460.000	25.118	39.575	64.693	-9.307	74.000	PEAK

Note:

1. All readings above 1GHz are performed with peak and/or average measurements as necessary.
2. Peak measurements: RBW = 1MHz, VBW = 1MHz, Sweep: Auto.
3. Average measurements: RBW = 1MHz, VBW = 10 Hz, Sweep: Auto.
4. " * ", means this data is the worst emission level.
5. Measurement Level = Reading Level + Correct Factor.
6. The average measurement was not performed when the peak measured data under the limit of average detection.

Site : CB4-H	Time : 2017/01/10
Limit : FCC_SpartC_15.209_03M_AV	Margin : 6
Probe : CB4-H_FCC_EFS_B432_1-18GHz_3M_1116 - VERTICAL	Power : AC 120 V / 60Hz
EUT : Mimosa C5c	Note : 802.11ac(20M)_5220MHz Mode 1: Tx-Dish ANT

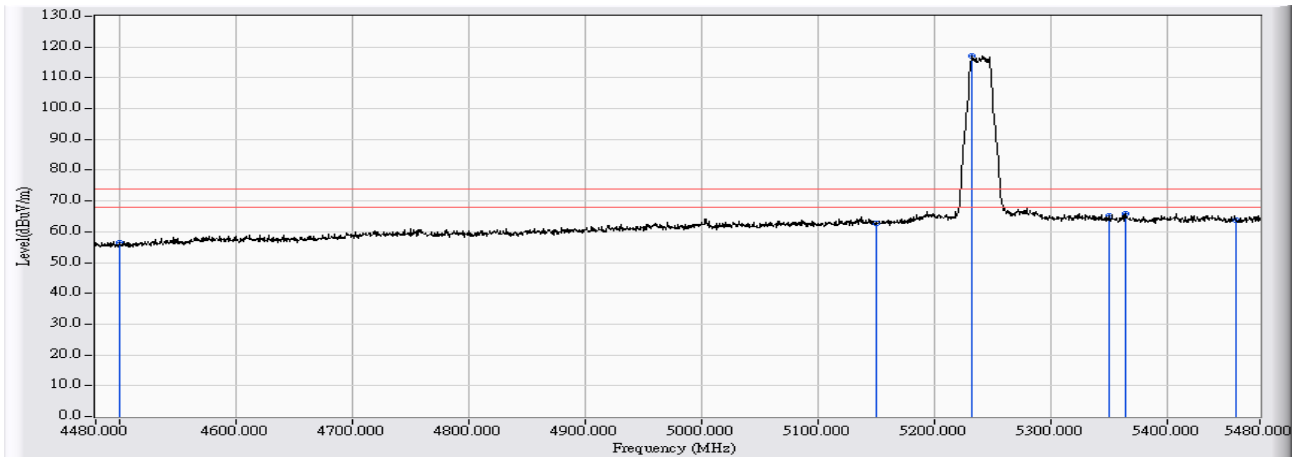


	Frequency (MHz)	Correct Factor (dB)	Reading Level (dBuV)	Measure Level (dBuV/m)	Margin (dB)	Limit (dBuV/m)	Detector Type
1	4500.000	23.279	21.342	44.621	-9.379	54.000	AVERAGE
2	5150.000	24.745	27.856	52.601	-1.399	54.000	AVERAGE
3	* 5222.000	24.834	84.513	109.347	55.347	54.000	AVERAGE
4	5350.000	24.980	27.670	52.650	-1.350	54.000	AVERAGE
5	5372.500	25.008	28.419	53.426	-0.574	54.000	AVERAGE
6	5460.000	25.118	27.591	52.709	-1.291	54.000	AVERAGE

Note:

1. All readings above 1GHz are performed with peak and/or average measurements as necessary.
2. Peak measurements: RBW = 1MHz, VBW = 1MHz, Sweep: Auto.
3. Average measurements: RBW = 1MHz, VBW = 10 Hz, Sweep: Auto.
4. " * ", means this data is the worst emission level.
5. Measurement Level = Reading Level + Correct Factor.
6. The average measurement was not performed when the peak measured data under the limit of average detection.

Site : CB4-H	Time : 2017/01/10
Limit : FCC_SpartC_15.209_03M_PK	Margin : 6
Probe : CB4-H_FCC_EFS_B432_1-18GHz_3M_1116 - HORIZONTAL	Power : AC 120 V / 60Hz
EUT : Mimosa C5c	Note : 802.11ac(20M)_5240MHz Mode 1: Tx-Dish ANT

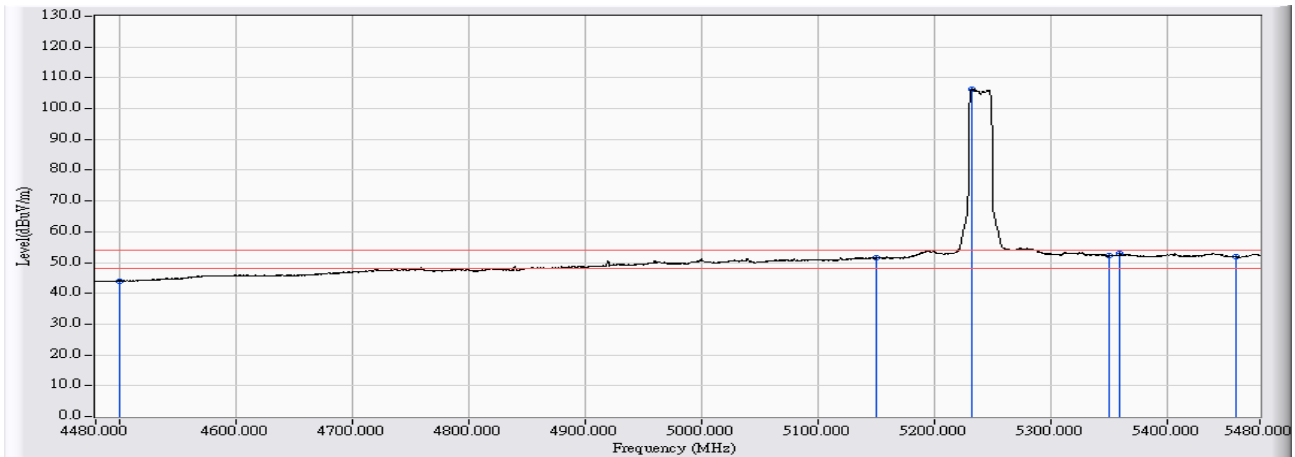


	Frequency (MHz)	Correct Factor (dB)	Reading Level (dBuV)	Measure Level (dBuV/m)	Margin (dB)	Limit (dBuV/m)	Detector Type
1	4500.000	23.279	33.054	56.333	-17.667	74.000	PEAK
2	5150.000	24.745	38.091	62.836	-11.164	74.000	PEAK
3	* 5233.000	24.846	92.386	117.232	43.232	74.000	PEAK
4	5350.000	24.980	40.255	65.235	-8.765	74.000	PEAK
5	5364.000	24.996	41.035	66.032	-7.968	74.000	PEAK
6	5460.000	25.118	38.568	63.686	-10.314	74.000	PEAK

Note:

1. All readings above 1GHz are performed with peak and/or average measurements as necessary.
2. Peak measurements: RBW = 1MHz, VBW = 1MHz, Sweep: Auto.
3. Average measurements: RBW = 1MHz, VBW = 10 Hz, Sweep: Auto.
4. " * ", means this data is the worst emission level.
5. Measurement Level = Reading Level + Correct Factor.
6. The average measurement was not performed when the peak measured data under the limit of average detection.

Site : CB4-H	Time : 2017/01/10
Limit : FCC_SpartC_15.209_03M_AV	Margin : 6
Probe : CB4-H_FCC_EFS_B432_1-18GHz_3M_1116 - HORIZONTAL	Power : AC 120 V / 60Hz
EUT : Mimosa C5c	Note : 802.11ac(20M)_5240MHz Mode 1: Tx-Dish ANT

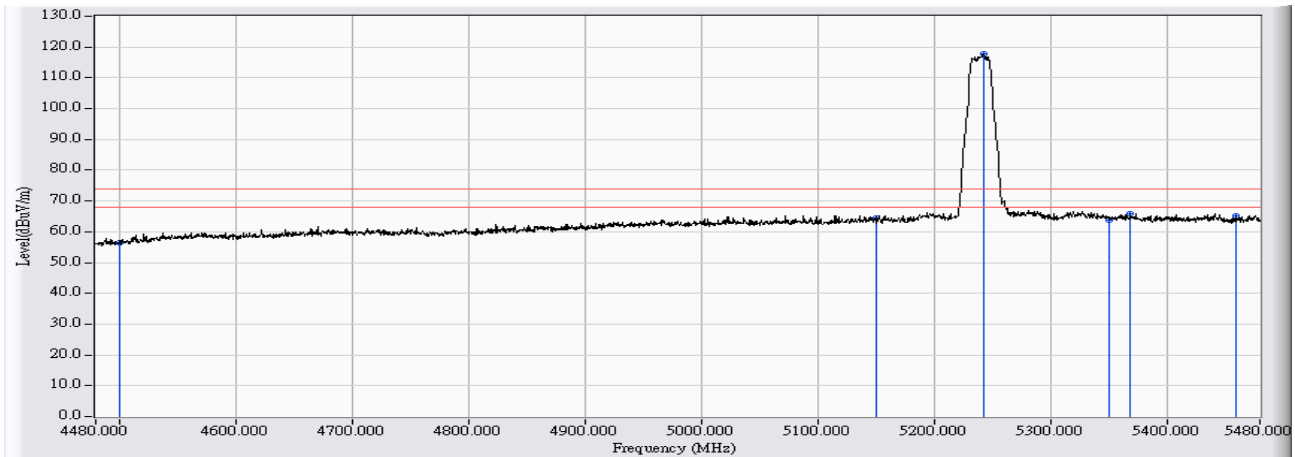


	Frequency (MHz)	Correct Factor (dB)	Reading Level (dBuV)	Measure Level (dBuV/m)	Margin (dB)	Limit (dBuV/m)	Detector Type
1	4500.000	23.279	20.802	44.081	-9.919	54.000	AVERAGE
2	5150.000	24.745	26.808	51.553	-2.447	54.000	AVERAGE
3	* 5232.500	24.846	81.373	106.219	52.219	54.000	AVERAGE
4	5350.000	24.980	27.297	52.277	-1.723	54.000	AVERAGE
5	5360.000	24.992	27.845	52.837	-1.163	54.000	AVERAGE
6	5460.000	25.118	26.699	51.817	-2.183	54.000	AVERAGE

Note:

1. All readings above 1GHz are performed with peak and/or average measurements as necessary.
2. Peak measurements: RBW = 1MHz, VBW = 1MHz, Sweep: Auto.
3. Average measurements: RBW = 1MHz, VBW = 10 Hz, Sweep: Auto.
4. " * ", means this data is the worst emission level.
5. Measurement Level = Reading Level + Correct Factor.
6. The average measurement was not performed when the peak measured data under the limit of average detection.

Site : CB4-H	Time : 2017/01/10
Limit : FCC_SpartC_15.209_03M_PK	Margin : 6
Probe : CB4-H_FCC_EFS_B432_1-18GHz_3M_1116 - VERTICAL	Power : AC 120 V / 60Hz
EUT : Mimosa C5c	Note : 802.11ac(20M)_5240MHz Mode 1: Tx-Dish ANT

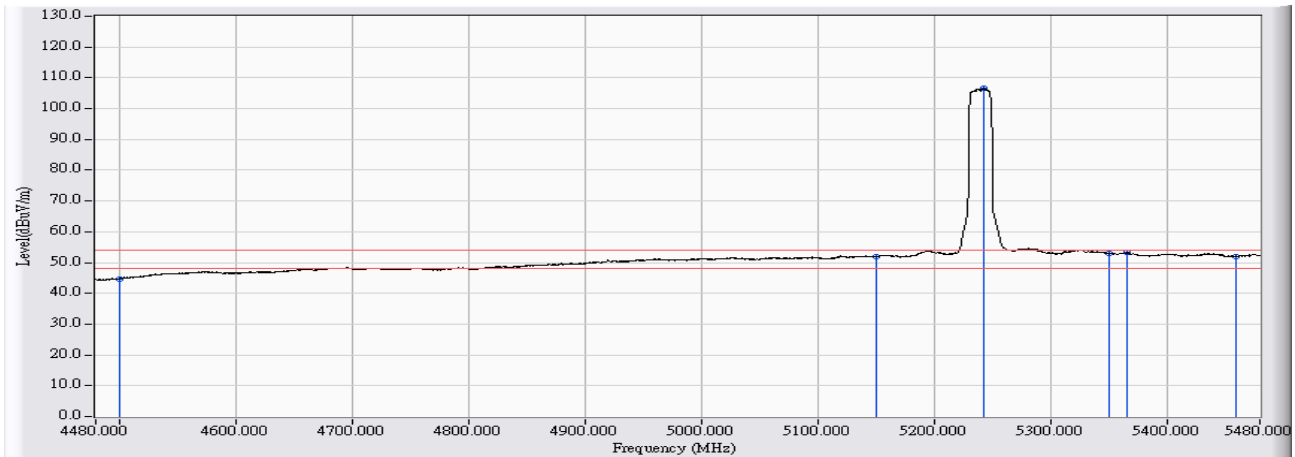


	Frequency (MHz)	Correct Factor (dB)	Reading Level (dBuV)	Measure Level (dBuV/m)	Margin (dB)	Limit (dBuV/m)	Detector Type
1	4500.000	23.279	33.096	56.375	-17.625	74.000	PEAK
2	5150.000	24.745	39.568	64.313	-9.687	74.000	PEAK
3	* 5243.000	24.857	93.052	117.909	43.909	74.000	PEAK
4	5350.000	24.980	38.816	63.796	-10.204	74.000	PEAK
5	5369.000	25.003	40.873	65.876	-8.124	74.000	PEAK
6	5460.000	25.118	40.052	65.170	-8.830	74.000	PEAK

Note:

1. All readings above 1GHz are performed with peak and/or average measurements as necessary.
2. Peak measurements: RBW = 1MHz, VBW = 1MHz, Sweep: Auto.
3. Average measurements: RBW = 1MHz, VBW = 10 Hz, Sweep: Auto.
4. " * ", means this data is the worst emission level.
5. Measurement Level = Reading Level + Correct Factor.
6. The average measurement was not performed when the peak measured data under the limit of average detection.

Site : CB4-H	Time : 2017/01/10
Limit : FCC_SpartC_15.209_03M_AV	Margin : 6
Probe : CB4-H_FCC_EFS_B432_1-18GHz_3M_1116 - VERTICAL	Power : AC 120 V / 60Hz
EUT : Mimosa C5c	Note : 802.11ac(20M)_5240MHz Mode 1: Tx-Dish ANT

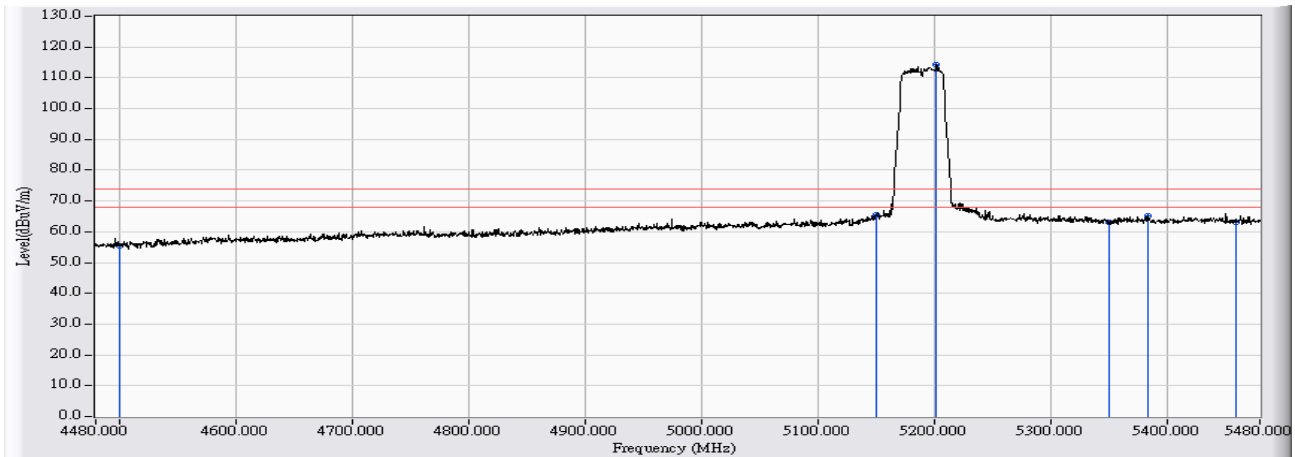


	Frequency (MHz)	Correct Factor (dB)	Reading Level (dBuV)	Measure Level (dBuV/m)	Margin (dB)	Limit (dBuV/m)	Detector Type
1	4500.000	23.279	21.449	44.728	-9.272	54.000	AVERAGE
2	5150.000	24.745	27.344	52.089	-1.911	54.000	AVERAGE
3	* 5242.500	24.857	81.675	106.532	52.532	54.000	AVERAGE
4	5350.000	24.980	27.835	52.815	-1.185	54.000	AVERAGE
5	5365.500	24.999	28.306	53.305	-0.695	54.000	AVERAGE
6	5460.000	25.118	26.897	52.015	-1.985	54.000	AVERAGE

Note:

1. All readings above 1GHz are performed with peak and/or average measurements as necessary.
2. Peak measurements: RBW = 1MHz, VBW = 1MHz, Sweep: Auto.
3. Average measurements: RBW = 1MHz, VBW = 10 Hz, Sweep: Auto.
4. " * ", means this data is the worst emission level.
5. Measurement Level = Reading Level + Correct Factor.
6. The average measurement was not performed when the peak measured data under the limit of average detection.

Site : CB4-H	Time : 2017/01/10
Limit : FCC_SpartC_15.209_03M_PK	Margin : 6
Probe : CB4-H_FCC_EFS_B432_1-18GHz_3M_1116 - HORIZONTAL	Power : AC 120 V / 60Hz
EUT : Mimosa C5c	Note : 802.11ac(40M)_5190MHz Mode 1: Tx-Dish ANT

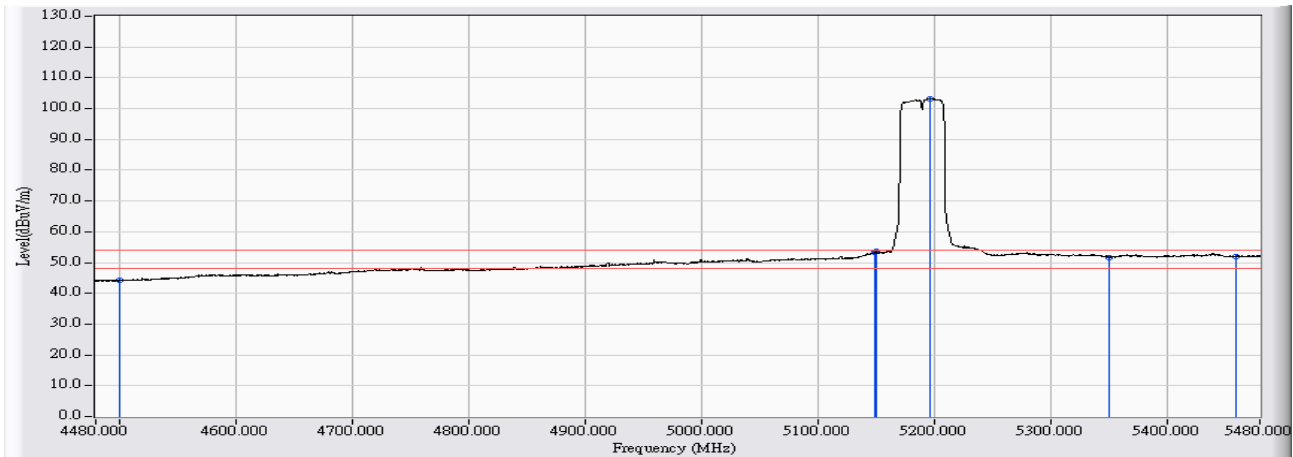


	Frequency (MHz)	Correct Factor (dB)	Reading Level (dBuV)	Measure Level (dBuV/m)	Margin (dB)	Limit (dBuV/m)	Detector Type
1	4500.000	23.279	32.182	55.461	-18.539	74.000	PEAK
2	5150.000	24.745	40.761	65.506	-8.494	74.000	PEAK
3	* 5202.000	24.812	89.599	114.411	40.411	74.000	PEAK
4	5350.000	24.980	37.978	62.958	-11.042	74.000	PEAK
5	5383.500	25.020	40.085	65.105	-8.895	74.000	PEAK
6	5460.000	25.118	37.881	62.999	-11.001	74.000	PEAK

Note:

1. All readings above 1GHz are performed with peak and/or average measurements as necessary.
2. Peak measurements: RBW = 1MHz, VBW = 1MHz, Sweep: Auto.
3. Average measurements: RBW = 1MHz, VBW = 10 Hz, Sweep: Auto.
4. " * ", means this data is the worst emission level.
5. Measurement Level = Reading Level + Correct Factor.
6. The average measurement was not performed when the peak measured data under the limit of average detection.

Site : CB4-H	Time : 2017/01/10
Limit : FCC_SpartC_15.209_03M_AV	Margin : 6
Probe : CB4-H_FCC_EFS_B432_1-18GHz_3M_1116 - HORIZONTAL	Power : AC 120 V / 60Hz
EUT : Mimosa C5c	Note : 802.11ac(40M)_5190MHz Mode 1: Tx-Dish ANT

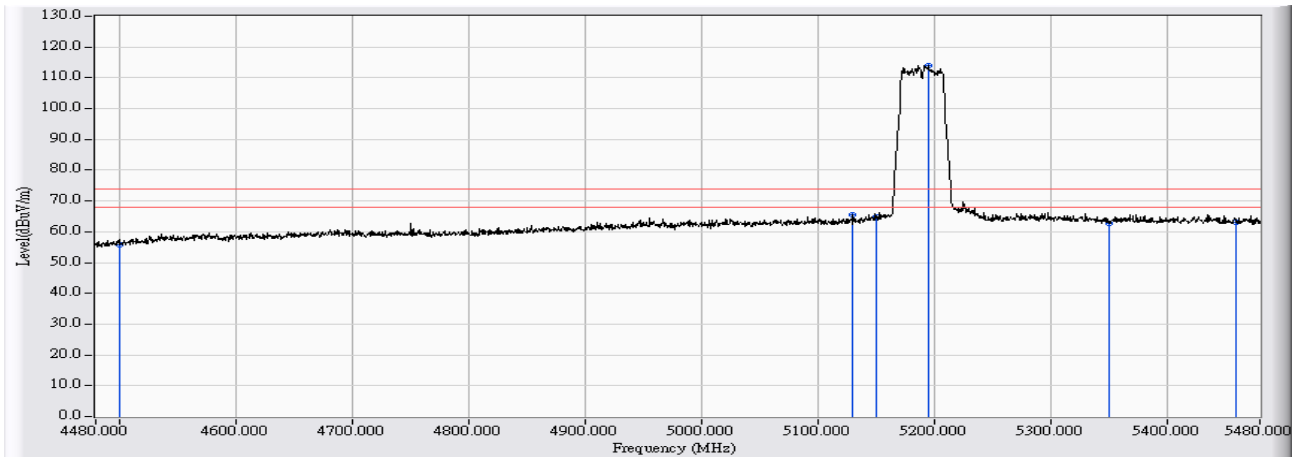


	Frequency (MHz)	Correct Factor (dB)	Reading Level (dBuV)	Measure Level (dBuV/m)	Margin (dB)	Limit (dBuV/m)	Detector Type
1	4500.000	23.279	21.017	44.296	-9.704	54.000	AVERAGE
2	5149.500	24.744	28.497	53.241	-0.759	54.000	AVERAGE
3	5150.000	24.745	28.792	53.537	-0.463	54.000	AVERAGE
4	* 5197.000	24.807	78.503	103.309	49.309	54.000	AVERAGE
5	5350.000	24.980	26.722	51.702	-2.298	54.000	AVERAGE
6	5460.000	25.118	26.754	51.872	-2.128	54.000	AVERAGE

Note:

1. All readings above 1GHz are performed with peak and/or average measurements as necessary.
2. Peak measurements: RBW = 1MHz, VBW = 1MHz, Sweep: Auto.
3. Average measurements: RBW = 1MHz, VBW = 10 Hz, Sweep: Auto.
4. " * ", means this data is the worst emission level.
5. Measurement Level = Reading Level + Correct Factor.
6. The average measurement was not performed when the peak measured data under the limit of average detection.

Site : CB4-H	Time : 2017/01/10
Limit : FCC_SpartC_15.209_03M_PK	Margin : 6
Probe : CB4-H_FCC_EFS_B432_1-18GHz_3M_1116 - VERTICAL	Power : AC 120 V / 60Hz
EUT : Mimosa C5c	Note : 802.11ac(40M)_5190MHz Mode 1: Tx-Dish ANT

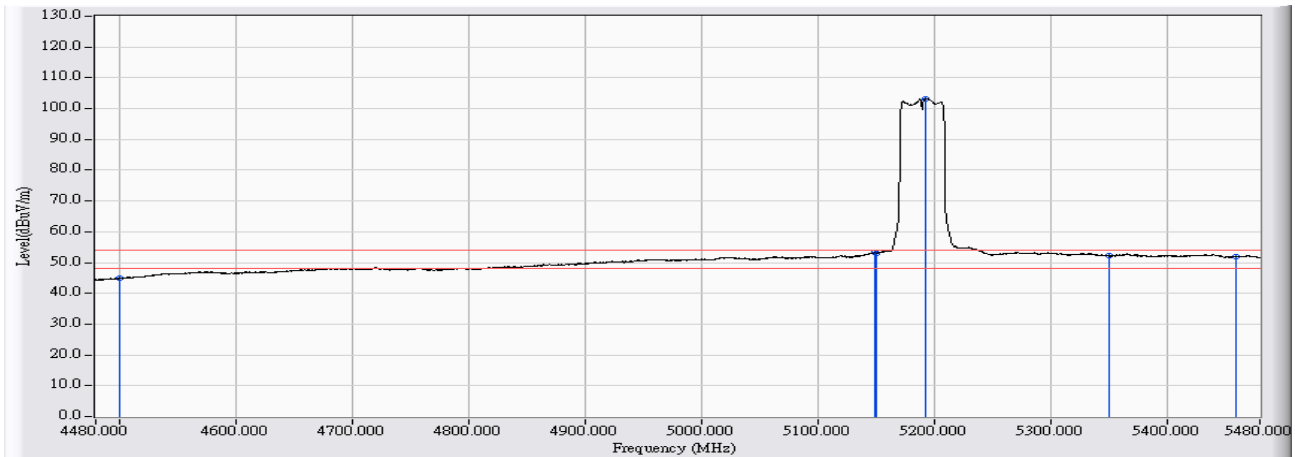


	Frequency (MHz)	Correct Factor (dB)	Reading Level (dBuV)	Measure Level (dBuV/m)	Margin (dB)	Limit (dBuV/m)	Detector Type
1	4500.000	23.279	32.618	55.897	-18.103	74.000	PEAK
2	5130.000	24.719	40.641	65.360	-8.640	74.000	PEAK
3	5150.000	24.745	40.072	64.817	-9.183	74.000	PEAK
4	* 5195.000	24.803	89.193	113.996	39.996	74.000	PEAK
5	5350.000	24.980	37.786	62.766	-11.234	74.000	PEAK
6	5460.000	25.118	37.808	62.926	-11.074	74.000	PEAK

Note:

1. All readings above 1GHz are performed with peak and/or average measurements as necessary.
2. Peak measurements: RBW = 1MHz, VBW = 1MHz, Sweep: Auto.
3. Average measurements: RBW = 1MHz, VBW = 10 Hz, Sweep: Auto.
4. " * ", means this data is the worst emission level.
5. Measurement Level = Reading Level + Correct Factor.
6. The average measurement was not performed when the peak measured data under the limit of average detection.

Site : CB4-H	Time : 2017/01/10
Limit : FCC_SpartC_15.209_03M_AV	Margin : 6
Probe : CB4-H_FCC_EFS_B432_1-18GHz_3M_1116 - VERTICAL	Power : AC 120 V / 60Hz
EUT : Mimosa C5c	Note : 802.11ac(40M)_5190MHz Mode 1: Tx-Dish ANT

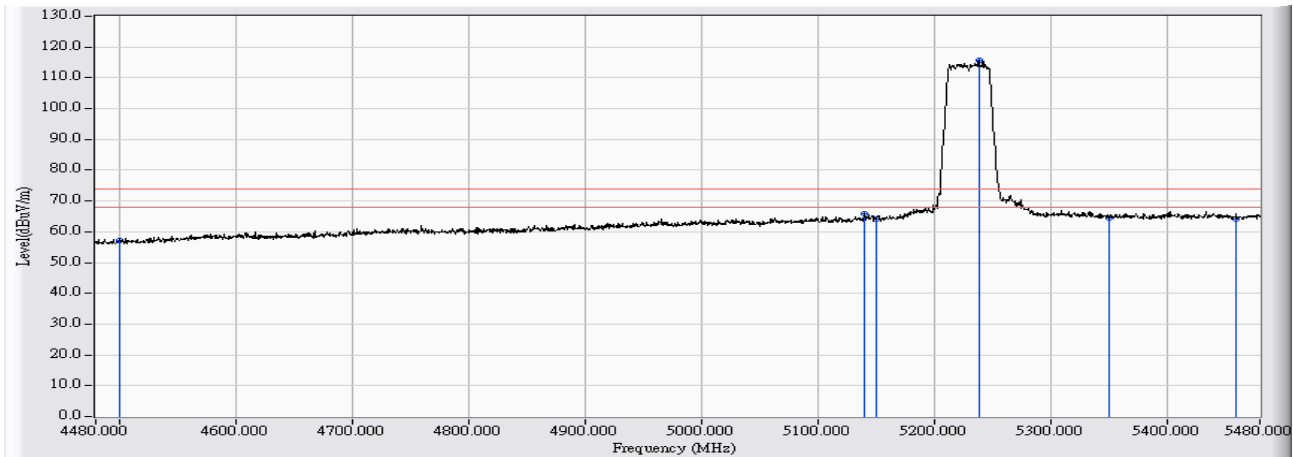


	Frequency (MHz)	Correct Factor (dB)	Reading Level (dBuV)	Measure Level (dBuV/m)	Margin (dB)	Limit (dBuV/m)	Detector Type
1	4500.000	23.279	21.606	44.885	-9.115	54.000	AVERAGE
2	5149.000	24.744	28.471	53.215	-0.785	54.000	AVERAGE
3	5150.000	24.745	28.327	53.072	-0.928	54.000	AVERAGE
4	* 5193.000	24.800	78.501	103.302	49.302	54.000	AVERAGE
5	5350.000	24.980	27.152	52.132	-1.868	54.000	AVERAGE
6	5460.000	25.118	26.755	51.873	-2.127	54.000	AVERAGE

Note:

1. All readings above 1GHz are performed with peak and/or average measurements as necessary.
2. Peak measurements: RBW = 1MHz, VBW = 1MHz, Sweep: Auto.
3. Average measurements: RBW = 1MHz, VBW = 10 Hz, Sweep: Auto.
4. " * ", means this data is the worst emission level.
5. Measurement Level = Reading Level + Correct Factor.
6. The average measurement was not performed when the peak measured data under the limit of average detection.

Site : CB4-H	Time : 2017/01/10
Limit : FCC_SpartC_15.209_03M_PK	Margin : 6
Probe : CB4-H_FCC_EFS_B432_1-18GHz_3M_1116 - HORIZONTAL	Power : AC 120 V / 60Hz
EUT : Mimosa C5c	Note : 802.11ac(40M)_5230MHz Mode 1: Tx-Dish ANT

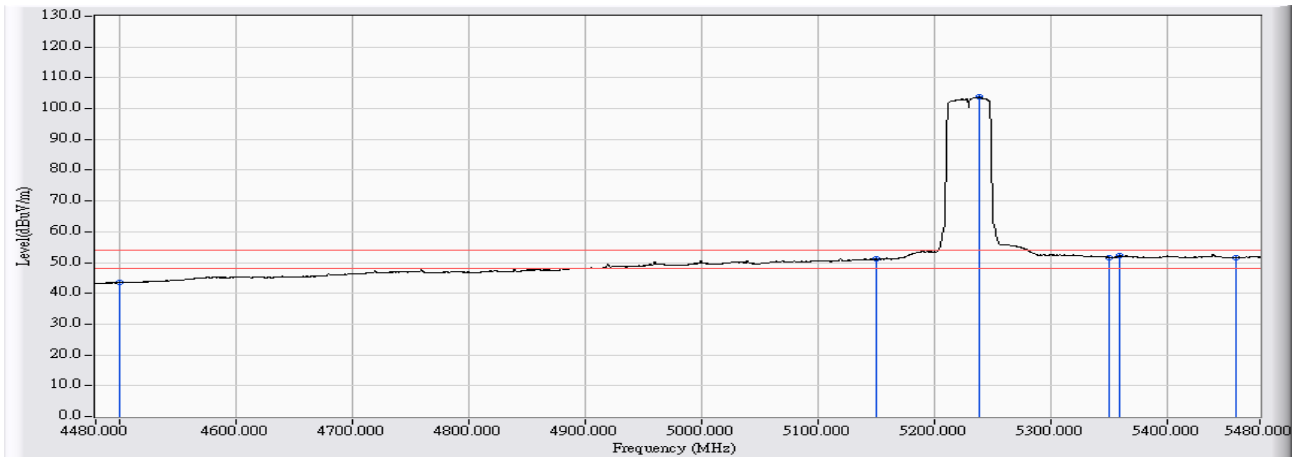


	Frequency (MHz)	Correct Factor (dB)	Reading Level (dBuV)	Measure Level (dBuV/m)	Margin (dB)	Limit (dBuV/m)	Detector Type
1	4500.000	23.279	33.833	57.112	-16.888	74.000	PEAK
2	5140.500	24.733	41.156	65.889	-8.111	74.000	PEAK
3	5150.000	24.745	39.543	64.288	-9.712	74.000	PEAK
4	* 5239.000	24.853	90.927	115.780	41.780	74.000	PEAK
5	5350.000	24.980	39.656	64.636	-9.364	74.000	PEAK
6	5460.000	25.118	39.078	64.196	-9.804	74.000	PEAK

Note:

1. All readings above 1GHz are performed with peak and/or average measurements as necessary.
2. Peak measurements: RBW = 1MHz, VBW = 1MHz, Sweep: Auto.
3. Average measurements: RBW = 1MHz, VBW = 10 Hz, Sweep: Auto.
4. " * ", means this data is the worst emission level.
5. Measurement Level = Reading Level + Correct Factor.
6. The average measurement was not performed when the peak measured data under the limit of average detection.

Site : CB4-H	Time : 2017/01/10
Limit : FCC_SpartC_15.209_03M_AV	Margin : 6
Probe : CB4-H_FCC_EFS_B432_1-18GHz_3M_1116 - HORIZONTAL	Power : AC 120 V / 60Hz
EUT : Mimosa C5c	Note : 802.11ac(40M)_5230MHz Mode 1: Tx-Dish ANT

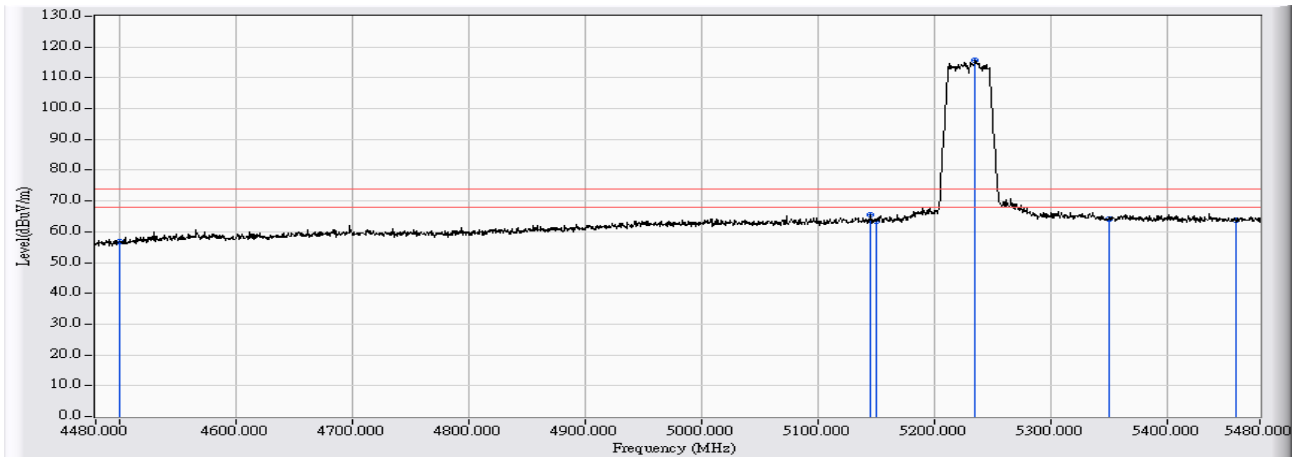


	Frequency (MHz)	Correct Factor (dB)	Reading Level (dBuV)	Measure Level (dBuV/m)	Margin (dB)	Limit (dBuV/m)	Detector Type
1	4500.000	23.279	20.132	43.411	-10.589	54.000	AVERAGE
2	5150.000	24.745	26.372	51.117	-2.883	54.000	AVERAGE
3	* 5239.500	24.853	78.882	103.735	49.735	54.000	AVERAGE
4	5350.000	24.980	26.670	51.650	-2.350	54.000	AVERAGE
5	5360.000	24.992	27.381	52.373	-1.627	54.000	AVERAGE
6	5460.000	25.118	26.573	51.691	-2.309	54.000	AVERAGE

Note:

1. All readings above 1GHz are performed with peak and/or average measurements as necessary.
2. Peak measurements: RBW = 1MHz, VBW = 1MHz, Sweep: Auto.
3. Average measurements: RBW = 1MHz, VBW = 10 Hz, Sweep: Auto.
4. " * ", means this data is the worst emission level.
5. Measurement Level = Reading Level + Correct Factor.
6. The average measurement was not performed when the peak measured data under the limit of average detection.

Site : CB4-H	Time : 2017/01/10
Limit : FCC_SpartC_15.209_03M_PK	Margin : 6
Probe : CB4-H_FCC_EFS_B432_1-18GHz_3M_1116 - VERTICAL	Power : AC 120 V / 60Hz
EUT : Mimosa C5c	Note : 802.11ac(40M)_5230MHz Mode 1: Tx-Dish ANT

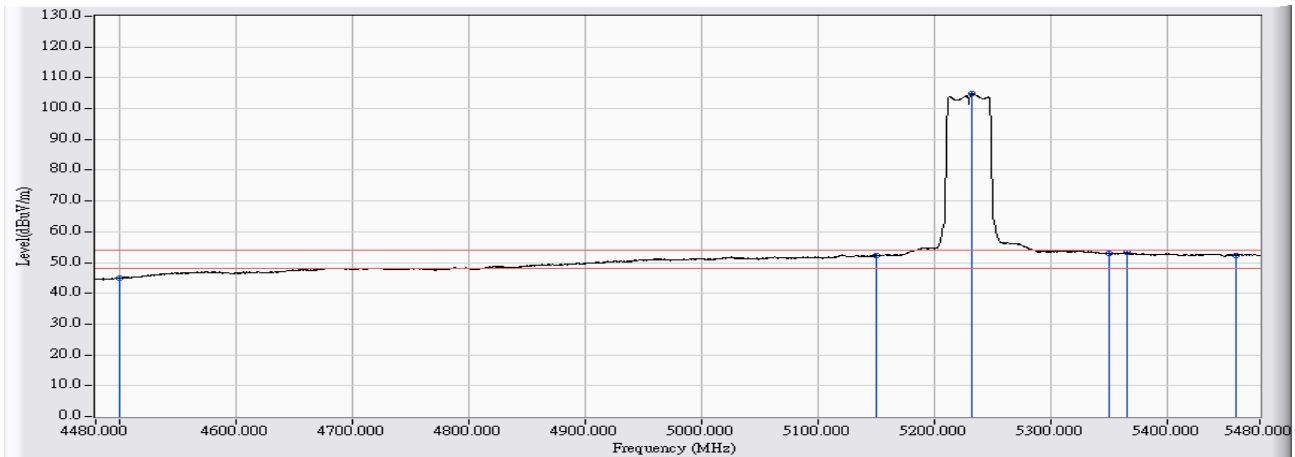


	Frequency (MHz)	Correct Factor (dB)	Reading Level (dBuV)	Measure Level (dBuV/m)	Margin (dB)	Limit (dBuV/m)	Detector Type
1	4500.000	23.279	33.488	56.767	-17.233	74.000	PEAK
2	5145.500	24.739	40.831	65.570	-8.430	74.000	PEAK
3	5150.000	24.745	38.604	63.349	-10.651	74.000	PEAK
4	* 5235.500	24.849	91.027	115.876	41.876	74.000	PEAK
5	5350.000	24.980	39.020	64.000	-10.000	74.000	PEAK
6	5460.000	25.118	38.497	63.615	-10.385	74.000	PEAK

Note:

1. All readings above 1GHz are performed with peak and/or average measurements as necessary.
2. Peak measurements: RBW = 1MHz, VBW = 1MHz, Sweep: Auto.
3. Average measurements: RBW = 1MHz, VBW = 10 Hz, Sweep: Auto.
4. " * ", means this data is the worst emission level.
5. Measurement Level = Reading Level + Correct Factor.
6. The average measurement was not performed when the peak measured data under the limit of average detection.

Site : CB4-H	Time : 2017/01/10
Limit : FCC_SpartC_15.209_03M_AV	Margin : 6
Probe : CB4-H_FCC_EFS_B432_1-18GHz_3M_1116 - VERTICAL	Power : AC 120 V / 60Hz
EUT : Mimosa C5c	Note : 802.11ac(40M)_5230MHz Mode 1: Tx-Dish ANT

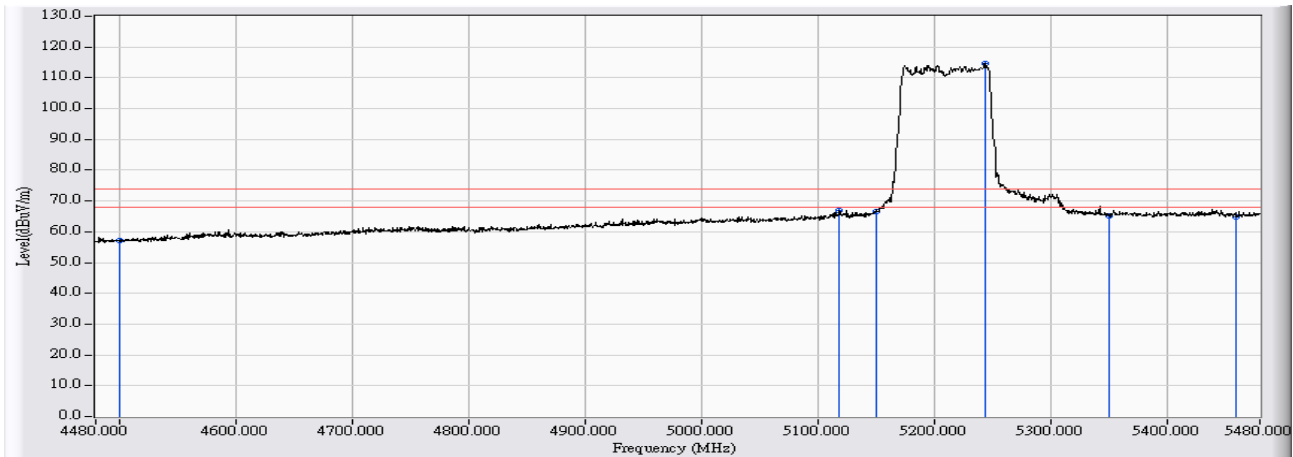


	Frequency (MHz)	Correct Factor (dB)	Reading Level (dBuV)	Measure Level (dBuV/m)	Margin (dB)	Limit (dBuV/m)	Detector Type
1	4500.000	23.279	21.552	44.831	-9.169	54.000	AVERAGE
2	5150.000	24.745	27.593	52.338	-1.662	54.000	AVERAGE
3	* 5233.000	24.846	79.963	104.809	50.809	54.000	AVERAGE
4	5350.000	24.980	28.036	53.016	-0.984	54.000	AVERAGE
5	5366.000	25.000	28.331	53.330	-0.670	54.000	AVERAGE
6	5460.000	25.118	27.153	52.271	-1.729	54.000	AVERAGE

Note:

1. All readings above 1GHz are performed with peak and/or average measurements as necessary.
2. Peak measurements: RBW = 1MHz, VBW = 1MHz, Sweep: Auto.
3. Average measurements: RBW = 1MHz, VBW = 10 Hz, Sweep: Auto.
4. " * ", means this data is the worst emission level.
5. Measurement Level = Reading Level + Correct Factor.
6. The average measurement was not performed when the peak measured data under the limit of average detection.

Site : CB4-H	Time : 2017/01/10
Limit : FCC_SpartC_15.209_03M_PK	Margin : 6
Probe : CB4-H_FCC_EFS_B432_1-18GHz_3M_1116 - HORIZONTAL	Power : AC 120 V / 60Hz
EUT : Mimosa C5c	Note : 802.11ac(80M)_5210MHz Mode 1: Tx-Dish ANT

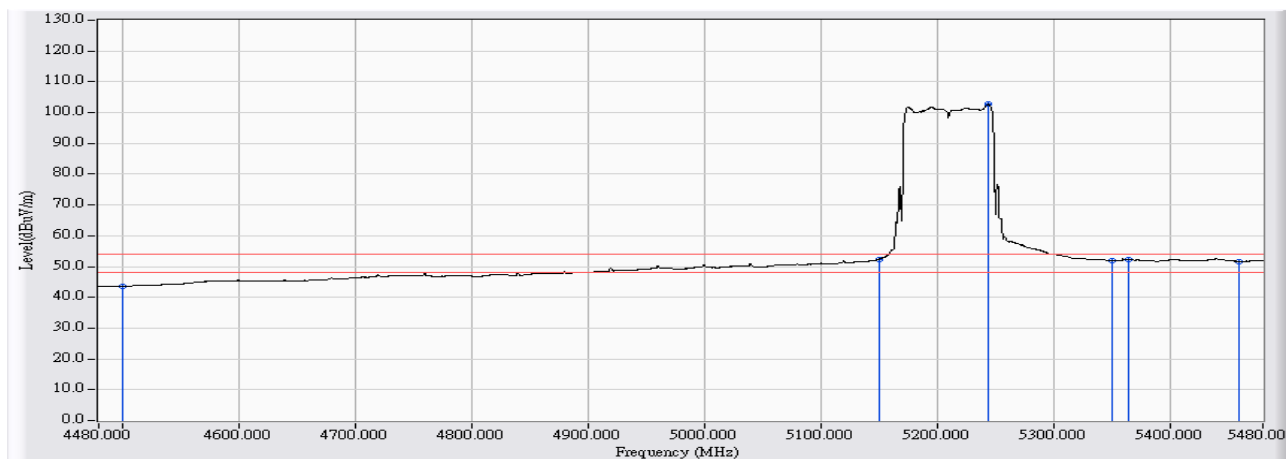


	Frequency (MHz)	Correct Factor (dB)	Reading Level (dBuV)	Measure Level (dBuV/m)	Margin (dB)	Limit (dBuV/m)	Detector Type
1	4500.000	23.279	33.808	57.087	-16.913	74.000	PEAK
2	5119.000	24.705	42.337	67.042	-6.958	74.000	PEAK
3	5150.000	24.745	41.742	66.487	-7.513	74.000	PEAK
4	* 5243.500	24.858	89.934	114.792	40.792	74.000	PEAK
5	5350.000	24.980	40.296	65.276	-8.724	74.000	PEAK
6	5460.000	25.118	39.711	64.829	-9.171	74.000	PEAK

Note:

1. All readings above 1GHz are performed with peak and/or average measurements as necessary.
2. Peak measurements: RBW = 1MHz, VBW = 1MHz, Sweep: Auto.
3. Average measurements: RBW = 1MHz, VBW = 10 Hz, Sweep: Auto.
4. " * ", means this data is the worst emission level.
5. Measurement Level = Reading Level + Correct Factor.
6. The average measurement was not performed when the peak measured data under the limit of average detection.

Site : CB4-H	Time : 2017/01/10
Limit : FCC_SpartC_15.209_03M_AV	Margin : 6
Probe : CB4-H_FCC_EFS_B432_1-18GHz_3M_1116 - HORIZONTAL	Power : AC 120 V / 60Hz
EUT : Mimosa C5c	Note : 802.11ac(80M)_5210MHz Mode 1: Tx-Dish ANT

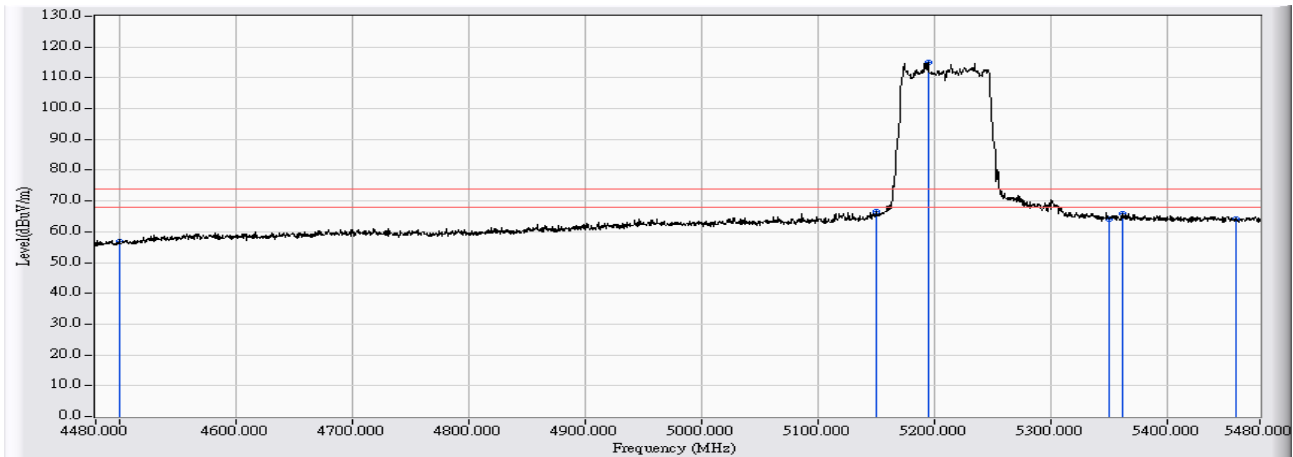


	Frequency (MHz)	Correct Factor (dB)	Reading Level (dBuV)	Measure Level (dBuV/m)	Margin (dB)	Limit (dBuV/m)	Detector Type
1	4500.000	23.279	20.351	43.630	-10.370	54.000	AVERAGE
2	5150.000	24.745	27.552	52.297	-1.703	54.000	AVERAGE
3	* 5244.000	24.858	77.825	102.683	48.683	54.000	AVERAGE
4	5350.000	24.980	26.897	51.877	-2.123	54.000	AVERAGE
5	5365.000	24.999	27.331	52.329	-1.671	54.000	AVERAGE
6	5460.000	25.118	26.602	51.720	-2.280	54.000	AVERAGE

Note:

1. All readings above 1GHz are performed with peak and/or average measurements as necessary.
2. Peak measurements: RBW = 1MHz, VBW = 1MHz, Sweep: Auto.
3. Average measurements: RBW = 1MHz, VBW = 10 Hz, Sweep: Auto.
4. " * ", means this data is the worst emission level.
5. Measurement Level = Reading Level + Correct Factor.
6. The average measurement was not performed when the peak measured data under the limit of average detection.

Site : CB4-H	Time : 2017/01/10
Limit : FCC_SpartC_15.209_03M_PK	Margin : 6
Probe : CB4-H_FCC_EFS_B432_1-18GHz_3M_1116 - VERTICAL	Power : AC 120 V / 60Hz
EUT : Mimosa C5c	Note : 802.11ac(80M)_5210MHz Mode 1: Tx-Dish ANT

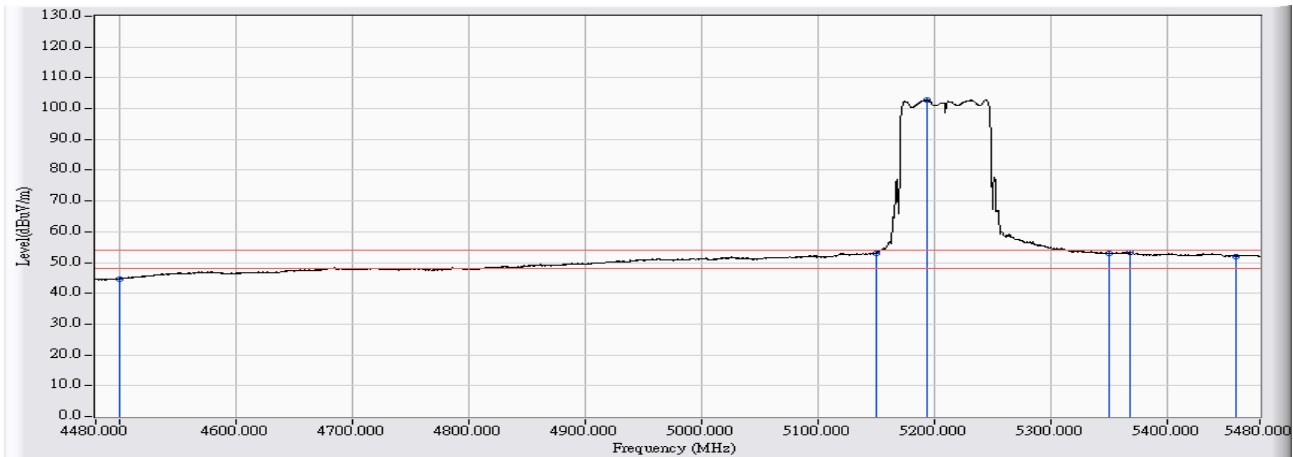


	Frequency (MHz)	Correct Factor (dB)	Reading Level (dBuV)	Measure Level (dBuV/m)	Margin (dB)	Limit (dBuV/m)	Detector Type
1	4500.000	23.279	33.386	56.665	-17.335	74.000	PEAK
2	5150.000	24.745	41.800	66.545	-7.455	74.000	PEAK
3	* 5195.000	24.803	90.101	114.904	40.904	74.000	PEAK
4	5350.000	24.980	39.256	64.236	-9.764	74.000	PEAK
5	5362.500	24.996	40.959	65.954	-8.046	74.000	PEAK
6	5460.000	25.118	39.167	64.285	-9.715	74.000	PEAK

Note:

1. All readings above 1GHz are performed with peak and/or average measurements as necessary.
2. Peak measurements: RBW = 1MHz, VBW = 1MHz, Sweep: Auto.
3. Average measurements: RBW = 1MHz, VBW = 10 Hz, Sweep: Auto.
4. " * ", means this data is the worst emission level.
5. Measurement Level = Reading Level + Correct Factor.
6. The average measurement was not performed when the peak measured data under the limit of average detection.

Site : CB4-H	Time : 2017/01/10
Limit : FCC_SpartC_15.209_03M_AV	Margin : 6
Probe : CB4-H_FCC_EFS_B432_1-18GHz_3M_1116 - VERTICAL	Power : AC 120 V / 60Hz
EUT : Mimosa C5c	Note : 802.11ac(80M)_5210MHz Mode 1: Tx-Dish ANT

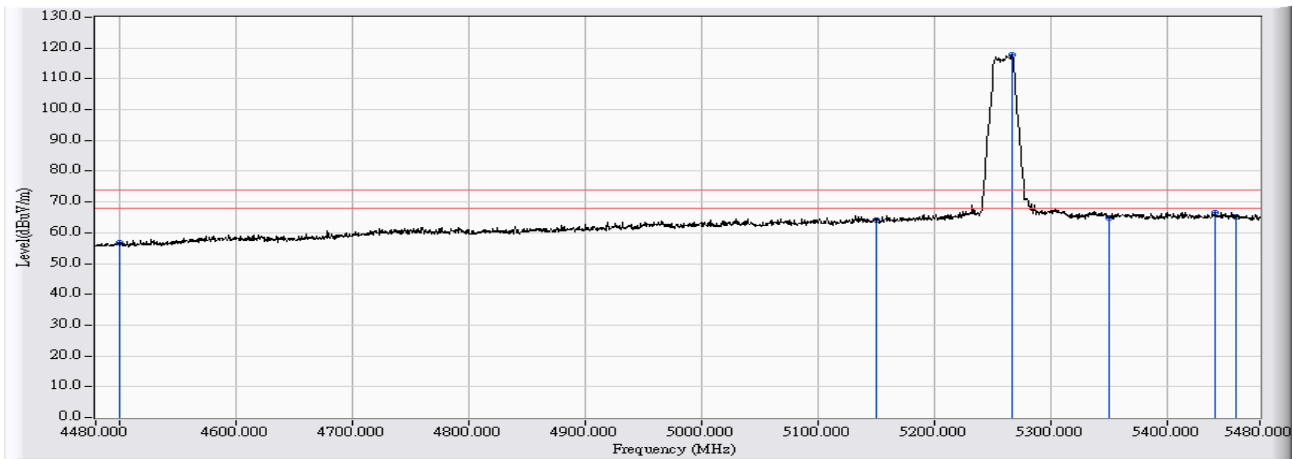


	Frequency (MHz)	Correct Factor (dB)	Reading Level (dBuV)	Measure Level (dBuV/m)	Margin (dB)	Limit (dBuV/m)	Detector Type
1	4500.000	23.279	21.462	44.741	-9.259	54.000	AVERAGE
2	5150.000	24.745	28.389	53.134	-0.866	54.000	AVERAGE
3	* 5193.500	24.801	78.176	102.978	48.978	54.000	AVERAGE
4	5350.000	24.980	27.838	52.818	-1.182	54.000	AVERAGE
5	5368.000	25.001	28.456	53.458	-0.542	54.000	AVERAGE
6	5460.000	25.118	26.955	52.073	-1.927	54.000	AVERAGE

Note:

1. All readings above 1GHz are performed with peak and/or average measurements as necessary.
2. Peak measurements: RBW = 1MHz, VBW = 1MHz, Sweep: Auto.
3. Average measurements: RBW = 1MHz, VBW = 10 Hz, Sweep: Auto.
4. " * ", means this data is the worst emission level.
5. Measurement Level = Reading Level + Correct Factor.
6. The average measurement was not performed when the peak measured data under the limit of average detection.

Site : CB4-H	Time : 2017/01/14
Limit : FCC_SpartC_15.209_03M_PK	Margin : 6
Probe : CB4_FCC_EFS_B432_1-18GHz_3M_1116 - HORIZONTAL	Power : AC 120 V / 60Hz
EUT : Mimoso C5c	Note : 802.11ac(20M)_5260MHz Mode 1: Tx-Dish ANT

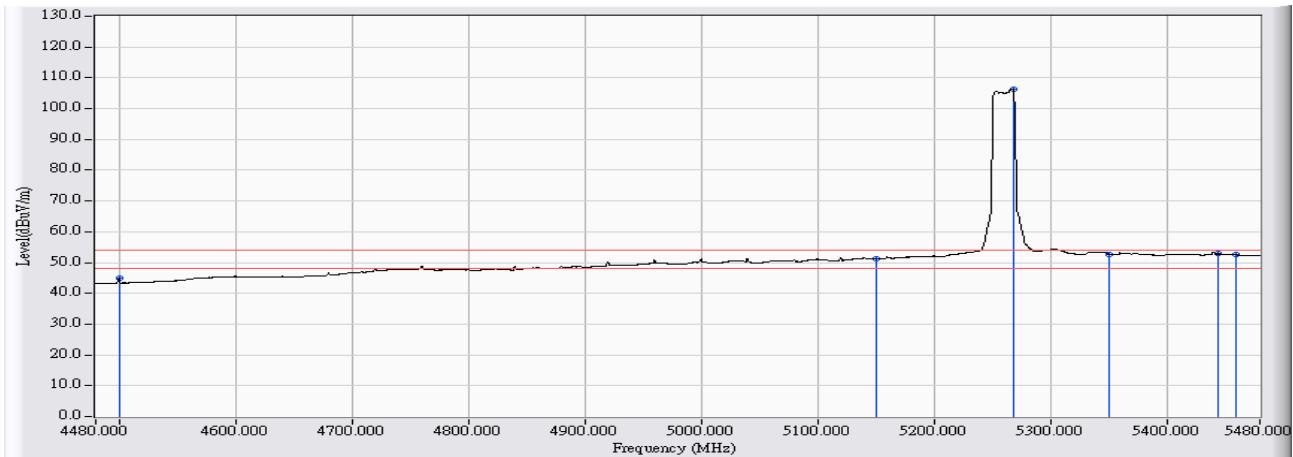


	Frequency (MHz)	Correct Factor (dB)	Reading Level (dBuV)	Measure Level (dBuV/m)	Margin (dB)	Limit (dBuV/m)	Detector Type
1	4500.000	23.279	33.433	56.712	-17.288	74.000	PEAK
2	5150.000	24.745	39.440	64.185	-9.815	74.000	PEAK
3	* 5267.500	24.883	93.075	117.959	43.959	74.000	PEAK
4	5350.000	24.980	39.920	64.900	-9.100	74.000	PEAK
5	5441.500	25.095	41.447	66.541	-7.459	74.000	PEAK
6	5460.000	25.118	40.135	65.253	-8.747	74.000	PEAK

Note:

1. All readings above 1GHz are performed with peak and/or average measurements as necessary.
2. Peak measurements: RBW = 1MHz, VBW = 1MHz, Sweep: Auto.
3. Average measurements: RBW = 1MHz, VBW = 10 Hz, Sweep: Auto.
4. “ * ”, means this data is the worst emission level.
5. Measurement Level = Reading Level + Correct Factor.
6. The average measurement was not performed when the peak measured data under the limit of average detection.

Site : CB4-H	Time : 2017/01/14
Limit : FCC_SpartC_15.209_03M_AV	Margin : 6
Probe : CB4_FCC_EFS_B432_1-18GHz_3M_1116 - HORIZONTAL	Power : AC 120 V / 60Hz
EUT : Mimosa C5c	Note : 802.11ac(20M)_5260MHz Mode 1: Tx-Dish ANT

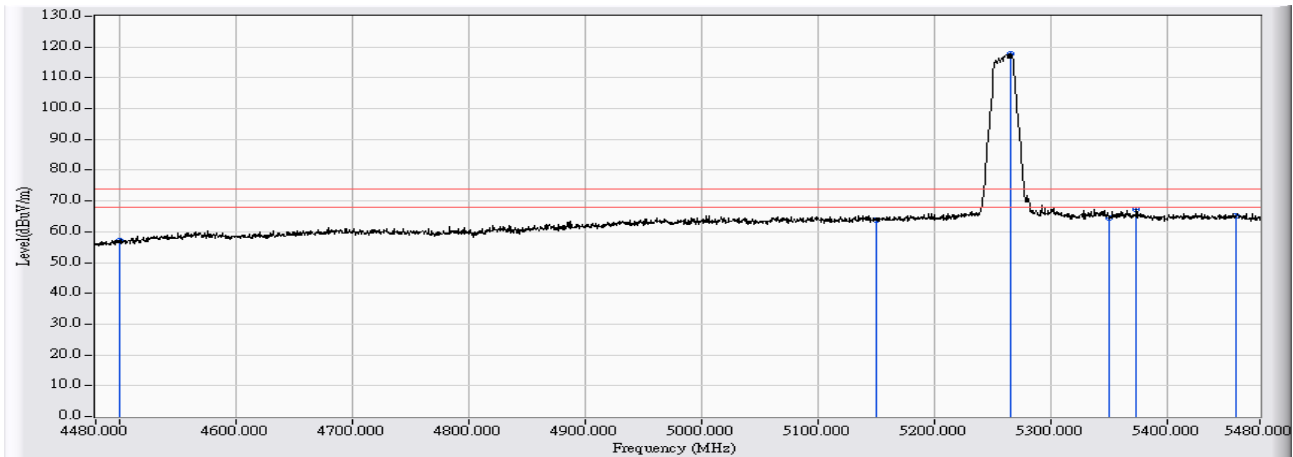


	Frequency (MHz)	Correct Factor (dB)	Reading Level (dBuV)	Measure Level (dBuV/m)	Margin (dB)	Limit (dBuV/m)	Detector Type
1	4500.000	23.279	21.577	44.856	-9.144	54.000	AVERAGE
2	5150.000	24.745	26.413	51.158	-2.842	54.000	AVERAGE
3	* 5268.000	24.885	81.395	106.280	52.280	54.000	AVERAGE
4	5350.000	24.980	27.664	52.644	-1.356	54.000	AVERAGE
5	5444.500	25.098	27.738	52.836	-1.164	54.000	AVERAGE
6	5460.000	25.118	27.361	52.479	-1.521	54.000	AVERAGE

Note:

1. All readings above 1GHz are performed with peak and/or average measurements as necessary.
2. Peak measurements: RBW = 1MHz, VBW = 1MHz, Sweep: Auto.
3. Average measurements: RBW = 1MHz, VBW = 10 Hz, Sweep: Auto.
4. " * ", means this data is the worst emission level.
5. Measurement Level = Reading Level + Correct Factor.
6. The average measurement was not performed when the peak measured data under the limit of average detection.

Site : CB4-H	Time : 2017/01/14
Limit : FCC_SpartC_15.209_03M_PK	Margin : 6
Probe : CB4_FCC_EFS_B432_1-18GHz_3M_1116 - VERTICAL	Power : AC 120 V / 60Hz
EUT : Mimosa C5c	Note : 802.11ac(20M)_5260MHz Mode 1: Tx-Dish ANT

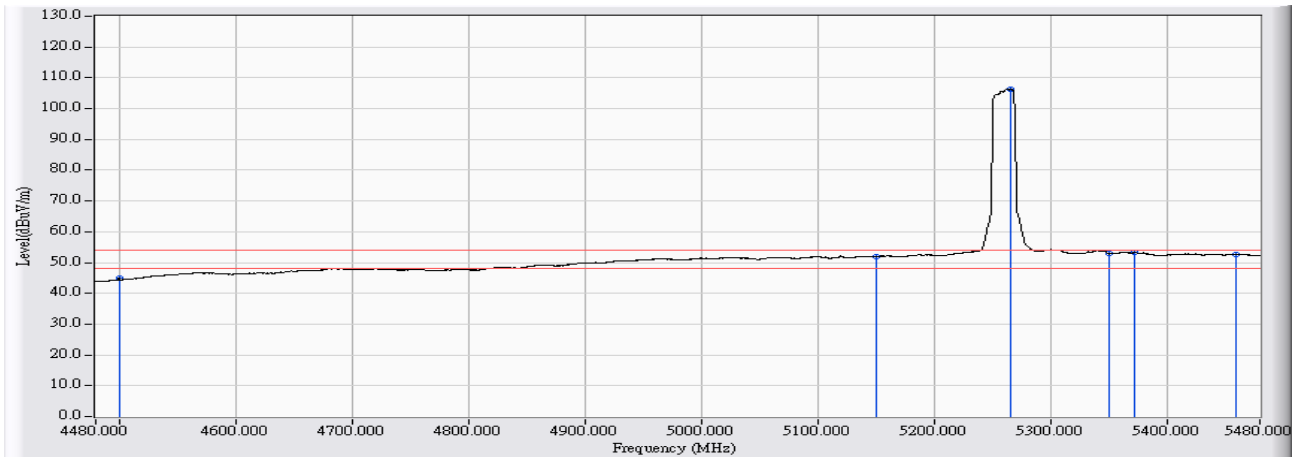


	Frequency (MHz)	Correct Factor (dB)	Reading Level (dBuV)	Measure Level (dBuV/m)	Margin (dB)	Limit (dBuV/m)	Detector Type
1	4500.000	23.279	33.812	57.091	-16.909	74.000	PEAK
2	5150.000	24.745	39.048	63.793	-10.207	74.000	PEAK
3	* 5266.500	24.883	92.769	117.652	43.652	74.000	PEAK
4	5350.000	24.980	39.452	64.432	-9.568	74.000	PEAK
5	5374.000	25.008	42.153	67.162	-6.838	74.000	PEAK
6	5460.000	25.118	39.951	65.069	-8.931	74.000	PEAK

Note:

1. All readings above 1GHz are performed with peak and/or average measurements as necessary.
2. Peak measurements: RBW = 1MHz, VBW = 1MHz, Sweep: Auto.
3. Average measurements: RBW = 1MHz, VBW = 10 Hz, Sweep: Auto.
4. " * ", means this data is the worst emission level.
5. Measurement Level = Reading Level + Correct Factor.
6. The average measurement was not performed when the peak measured data under the limit of average detection.

Site : CB4-H	Time : 2017/01/14
Limit : FCC_SpartC_15.209_03M_AV	Margin : 6
Probe : CB4_FCC_EFS_B432_1-18GHz_3M_1116 - VERTICAL	Power : AC 120 V / 60Hz
EUT : Mimosa C5c	Note : 802.11ac(20M)_5260MHz Mode 1: Tx-Dish ANT

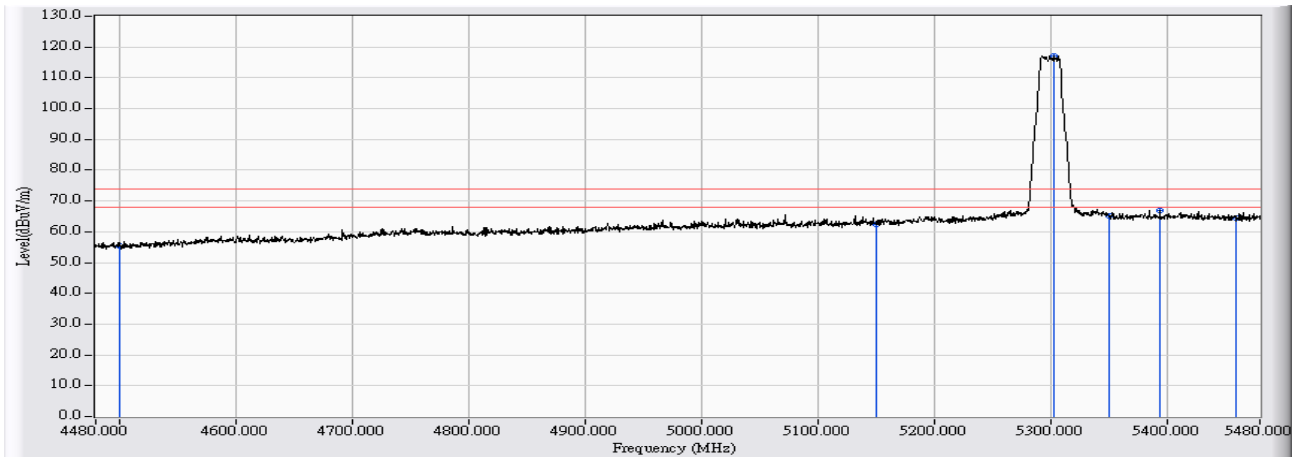


	Frequency (MHz)	Correct Factor (dB)	Reading Level (dBuV)	Measure Level (dBuV/m)	Margin (dB)	Limit (dBuV/m)	Detector Type
1	4500.000	23.279	21.727	45.006	-8.994	54.000	AVERAGE
2	5150.000	24.745	27.190	51.935	-2.065	54.000	AVERAGE
3	* 5266.000	24.883	81.533	106.416	52.416	54.000	AVERAGE
4	5350.000	24.980	27.950	52.930	-1.070	54.000	AVERAGE
5	5372.000	25.007	28.482	53.488	-0.512	54.000	AVERAGE
6	5460.000	25.118	27.677	52.795	-1.205	54.000	AVERAGE

Note:

1. All readings above 1GHz are performed with peak and/or average measurements as necessary.
2. Peak measurements: RBW = 1MHz, VBW = 1MHz, Sweep: Auto.
3. Average measurements: RBW = 1MHz, VBW = 10 Hz, Sweep: Auto.
4. " * ", means this data is the worst emission level.
5. Measurement Level = Reading Level + Correct Factor.
6. The average measurement was not performed when the peak measured data under the limit of average detection.

Site : CB4-H	Time : 2017/01/14
Limit : FCC_SpartC_15.209_03M_PK	Margin : 6
Probe : CB4_FCC_EFS_B432_1-18GHz_3M_1116 - HORIZONTAL	Power : AC 120 V / 60Hz
EUT : Mimosa C5c	Note : 802.11ac(20M)_5300MHz Mode 1: Tx-Dish ANT

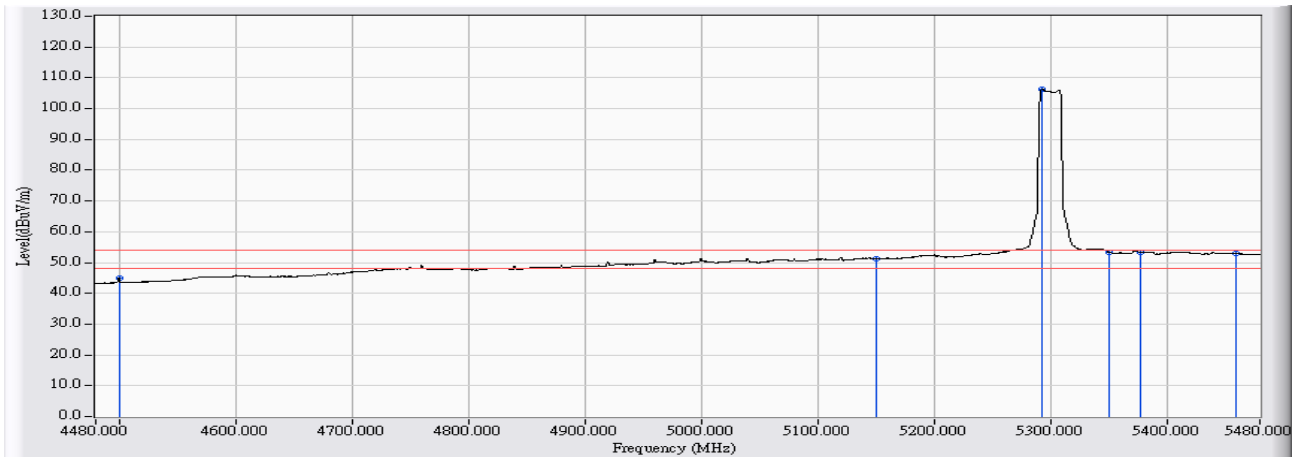


	Frequency (MHz)	Correct Factor (dB)	Reading Level (dBuV)	Measure Level (dBuV/m)	Margin (dB)	Limit (dBuV/m)	Detector Type
1	4500.000	23.279	32.304	55.583	-18.417	74.000	PEAK
2	5150.000	24.745	37.699	62.444	-11.556	74.000	PEAK
3	* 5303.000	24.923	92.278	117.202	43.202	74.000	PEAK
4	5350.000	24.980	40.177	65.157	-8.843	74.000	PEAK
5	5394.000	25.032	41.847	66.880	-7.120	74.000	PEAK
6	5460.000	25.118	39.201	64.319	-9.681	74.000	PEAK

Note:

1. All readings above 1GHz are performed with peak and/or average measurements as necessary.
2. Peak measurements: RBW = 1MHz, VBW = 1MHz, Sweep: Auto.
3. Average measurements: RBW = 1MHz, VBW = 10 Hz, Sweep: Auto.
4. " * ", means this data is the worst emission level.
5. Measurement Level = Reading Level + Correct Factor.
6. The average measurement was not performed when the peak measured data under the limit of average detection.

Site : CB4-H	Time : 2017/01/14
Limit : FCC_SpartC_15.209_03M_AV	Margin : 6
Probe : CB4_FCC_EFS_B432_1-18GHz_3M_1116 - HORIZONTAL	Power : AC 120 V / 60Hz
EUT : Mimosa C5c	Note : 802.11ac(20M)_5300MHz Mode 1: Tx-Dish ANT

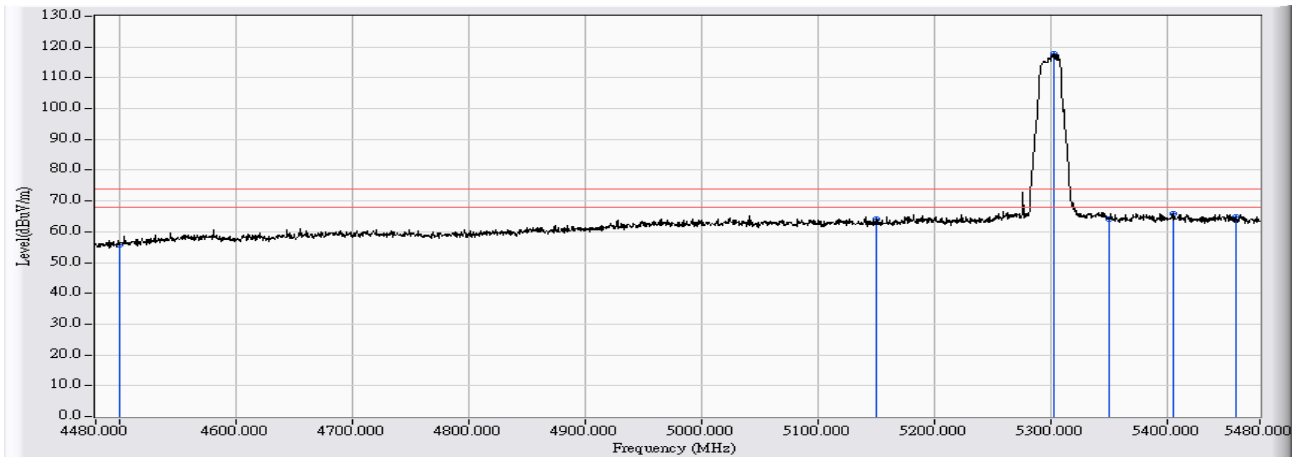


	Frequency (MHz)	Correct Factor (dB)	Reading Level (dBuV)	Measure Level (dBuV/m)	Margin (dB)	Limit (dBuV/m)	Detector Type
1	4500.000	23.279	21.706	44.985	-9.015	54.000	AVERAGE
2	5150.000	24.745	26.520	51.265	-2.735	54.000	AVERAGE
3	* 5293.000	24.912	81.388	106.300	52.300	54.000	AVERAGE
4	5350.000	24.980	28.436	53.416	-0.584	54.000	AVERAGE
5	5377.000	25.013	28.392	53.404	-0.596	54.000	AVERAGE
6	5460.000	25.118	27.764	52.882	-1.118	54.000	AVERAGE

Note:

1. All readings above 1GHz are performed with peak and/or average measurements as necessary.
2. Peak measurements: RBW = 1MHz, VBW = 1MHz, Sweep: Auto.
3. Average measurements: RBW = 1MHz, VBW = 10 Hz, Sweep: Auto.
4. " * ", means this data is the worst emission level.
5. Measurement Level = Reading Level + Correct Factor.
6. The average measurement was not performed when the peak measured data under the limit of average detection.

Site : CB4-H	Time : 2017/01/14
Limit : FCC_SpartC_15.209_03M_PK	Margin : 6
Probe : CB4_FCC_EFS_B432_1-18GHz_3M_1116 - VERTICAL	Power : AC 120 V / 60Hz
EUT : Mimosa C5c	Note : 802.11ac(20M)_5300MHz Mode 1: Tx-Dish ANT

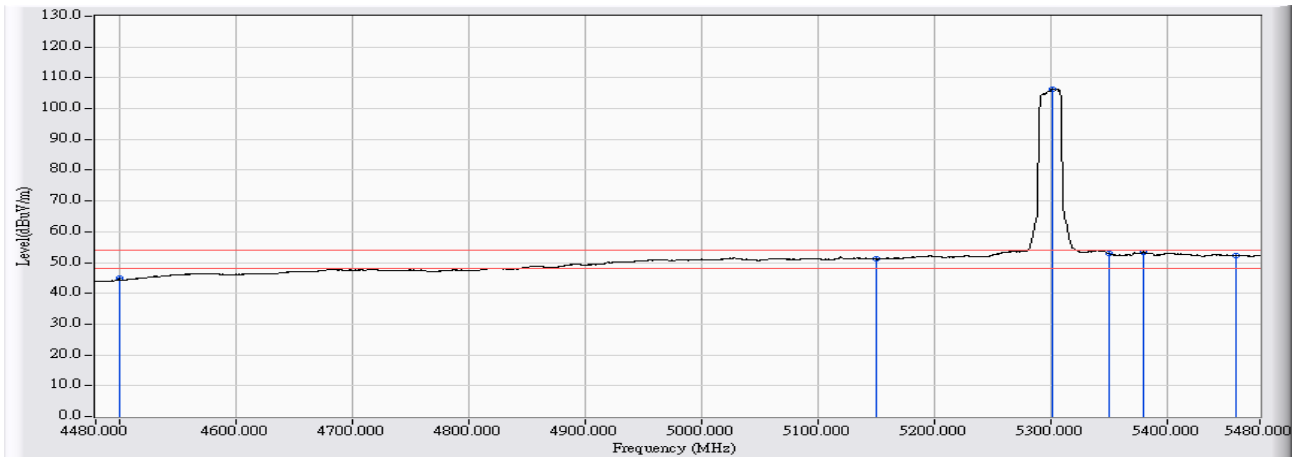


	Frequency (MHz)	Correct Factor (dB)	Reading Level (dBuV)	Measure Level (dBuV/m)	Margin (dB)	Limit (dBuV/m)	Detector Type
1	4500.000	23.279	32.394	55.673	-18.327	74.000	PEAK
2	5150.000	24.745	39.294	64.039	-9.961	74.000	PEAK
3	* 5303.000	24.923	92.720	117.644	43.644	74.000	PEAK
4	5350.000	24.980	39.105	64.085	-9.915	74.000	PEAK
5	5405.000	25.047	40.844	65.891	-8.109	74.000	PEAK
6	5460.000	25.118	39.719	64.837	-9.163	74.000	PEAK

Note:

1. All readings above 1GHz are performed with peak and/or average measurements as necessary.
2. Peak measurements: RBW = 1MHz, VBW = 1MHz, Sweep: Auto.
3. Average measurements: RBW = 1MHz, VBW = 10 Hz, Sweep: Auto.
4. " * ", means this data is the worst emission level.
5. Measurement Level = Reading Level + Correct Factor.
6. The average measurement was not performed when the peak measured data under the limit of average detection.

Site : CB4-H	Time : 2017/01/14
Limit : FCC_SpartC_15.209_03M_AV	Margin : 6
Probe : CB4_FCC_EFS_B432_1-18GHz_3M_1116 - VERTICAL	Power : AC 120 V / 60Hz
EUT : Mimosa C5c	Note : 802.11ac(20M)_5300MHz Mode 1: Tx-Dish ANT

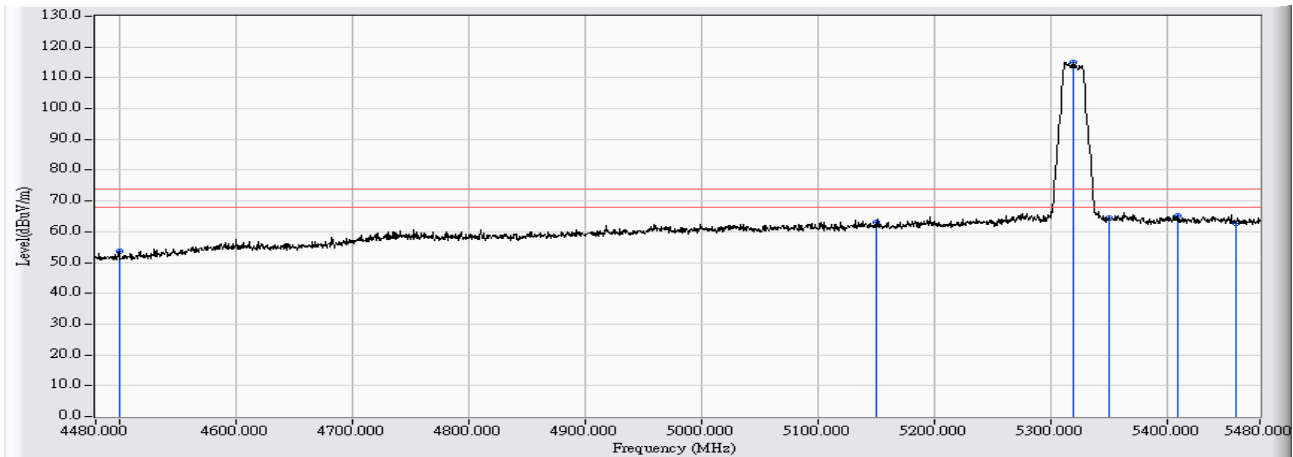


	Frequency (MHz)	Correct Factor (dB)	Reading Level (dBuV)	Measure Level (dBuV/m)	Margin (dB)	Limit (dBuV/m)	Detector Type
1	4500.000	23.279	21.689	44.968	-9.032	54.000	AVERAGE
2	5150.000	24.745	26.392	51.137	-2.863	54.000	AVERAGE
3	* 5302.000	24.923	81.438	106.360	52.360	54.000	AVERAGE
4	5350.000	24.980	27.975	52.955	-1.045	54.000	AVERAGE
5	5379.500	25.015	28.444	53.459	-0.541	54.000	AVERAGE
6	5460.000	25.118	27.231	52.349	-1.651	54.000	AVERAGE

Note:

1. All readings above 1GHz are performed with peak and/or average measurements as necessary.
2. Peak measurements: RBW = 1MHz, VBW = 1MHz, Sweep: Auto.
3. Average measurements: RBW = 1MHz, VBW = 10 Hz, Sweep: Auto.
4. " * ", means this data is the worst emission level.
5. Measurement Level = Reading Level + Correct Factor.
6. The average measurement was not performed when the peak measured data under the limit of average detection.

Site : CB4-H	Time : 2017/01/14
Limit : FCC_SpartC_15.209_03M_PK	Margin : 6
Probe : CB4_FCC_EFS_B432_1-18GHz_3M_1116 - HORIZONTAL	Power : AC 120 V / 60Hz
EUT : Mimosa C5c	Note : 802.11ac(20M)_5320MHz Mode 1: Tx-Dish ANT

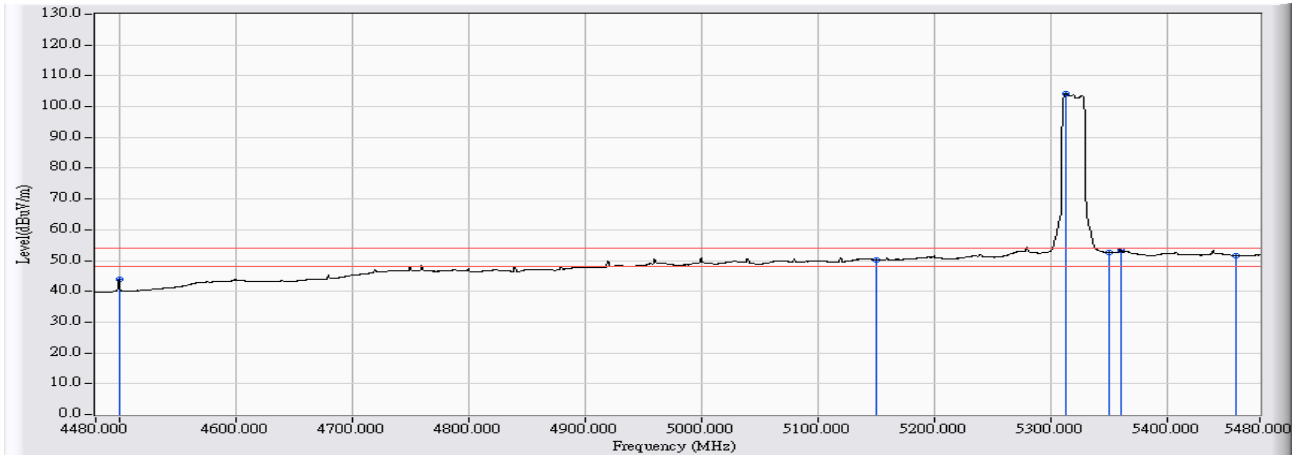


	Frequency (MHz)	Correct Factor (dB)	Reading Level (dBuV)	Measure Level (dBuV/m)	Margin (dB)	Limit (dBuV/m)	Detector Type
1	4500.000	23.279	30.433	53.712	-20.288	74.000	PEAK
2	5150.000	24.745	38.171	62.916	-11.084	74.000	PEAK
3	* 5319.500	24.943	90.148	115.091	41.091	74.000	PEAK
4	5350.000	24.980	39.385	64.365	-9.635	74.000	PEAK
5	5409.000	25.052	40.150	65.202	-8.798	74.000	PEAK
6	5460.000	25.118	37.517	62.635	-11.365	74.000	PEAK

Note:

1. All readings above 1GHz are performed with peak and/or average measurements as necessary.
2. Peak measurements: RBW = 1MHz, VBW = 1MHz, Sweep: Auto.
3. Average measurements: RBW = 1MHz, VBW = 10 Hz, Sweep: Auto.
4. " * ", means this data is the worst emission level.
5. Measurement Level = Reading Level + Correct Factor.
6. The average measurement was not performed when the peak measured data under the limit of average detection.

Site : CB4-H	Time : 2017/01/14
Limit : FCC_SpartC_15.209_03M_AV	Margin : 6
Probe : CB4_FCC_EFS_B432_1-18GHz_3M_1116 - HORIZONTAL	Power : AC 120 V / 60Hz
EUT : Mimosa C5c	Note : 802.11ac(20M)_5320MHz Mode 1: Tx-Dish ANT

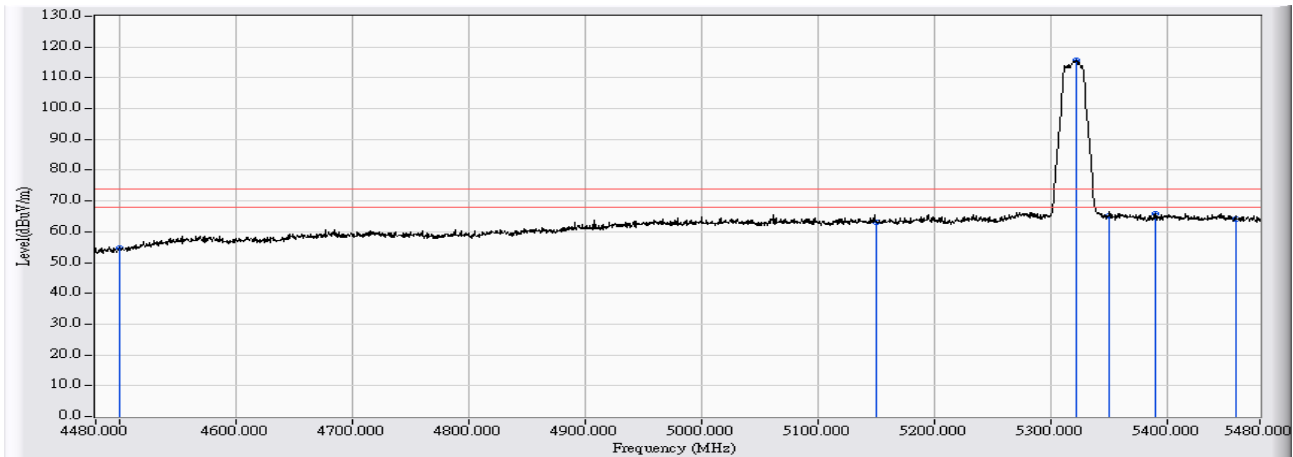


	Frequency (MHz)	Correct Factor (dB)	Reading Level (dBuV)	Measure Level (dBuV/m)	Margin (dB)	Limit (dBuV/m)	Detector Type
1	4500.000	23.279	20.499	43.778	-10.222	54.000	AVERAGE
2	5150.000	24.745	25.547	50.292	-3.708	54.000	AVERAGE
3	* 5313.000	24.935	79.283	104.219	50.219	54.000	AVERAGE
4	5350.000	24.980	27.535	52.515	-1.485	54.000	AVERAGE
5	5360.500	24.993	28.418	53.411	-0.589	54.000	AVERAGE
6	5460.000	25.118	26.548	51.666	-2.334	54.000	AVERAGE

Note:

1. All readings above 1GHz are performed with peak and/or average measurements as necessary.
2. Peak measurements: RBW = 1MHz, VBW = 1MHz, Sweep: Auto.
3. Average measurements: RBW = 1MHz, VBW = 10 Hz, Sweep: Auto.
4. “ * ”, means this data is the worst emission level.
5. Measurement Level = Reading Level + Correct Factor.
6. The average measurement was not performed when the peak measured data under the limit of average detection.

Site : CB4-H	Time : 2017/01/14
Limit : FCC_SpartC_15.209_03M_PK	Margin : 6
Probe : CB4_FCC_EFS_B432_1-18GHz_3M_1116 - VERTICAL	Power : AC 120 V / 60Hz
EUT : Mimosa C5c	Note : 802.11ac(20M)_5320MHz Mode 1: Tx-Dish ANT

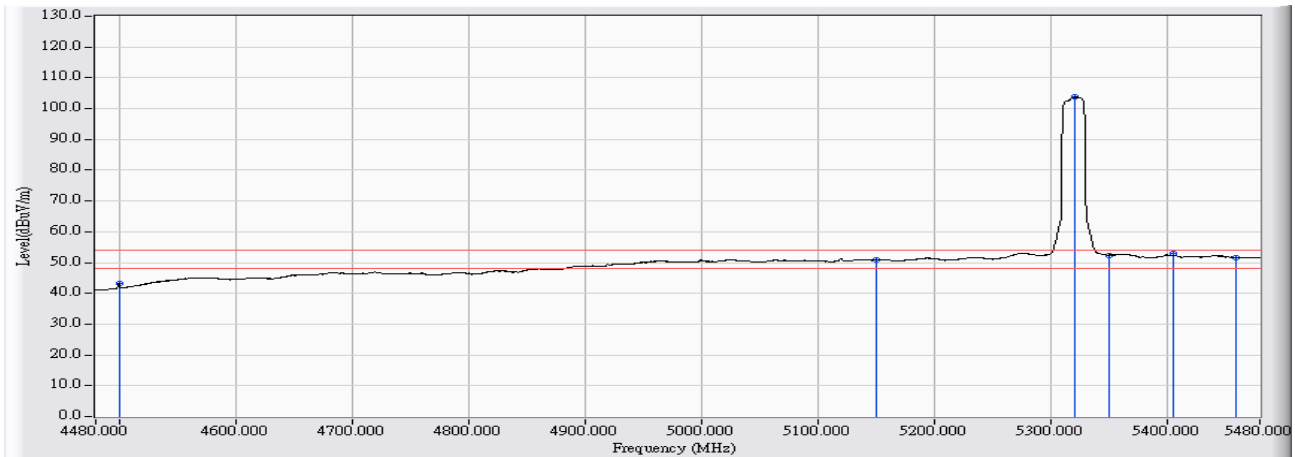


	Frequency (MHz)	Correct Factor (dB)	Reading Level (dBuV)	Measure Level (dBuV/m)	Margin (dB)	Limit (dBuV/m)	Detector Type
1	4500.000	23.279	31.329	54.608	-19.392	74.000	PEAK
2	5150.000	24.745	38.458	63.203	-10.797	74.000	PEAK
3	* 5322.500	24.947	90.746	115.693	41.693	74.000	PEAK
4	5350.000	24.980	40.024	65.004	-8.996	74.000	PEAK
5	5390.000	25.028	40.914	65.942	-8.058	74.000	PEAK
6	5460.000	25.118	39.019	64.137	-9.863	74.000	PEAK

Note:

1. All readings above 1GHz are performed with peak and/or average measurements as necessary.
2. Peak measurements: RBW = 1MHz, VBW = 1MHz, Sweep: Auto.
3. Average measurements: RBW = 1MHz, VBW = 10 Hz, Sweep: Auto.
4. " * ", means this data is the worst emission level.
5. Measurement Level = Reading Level + Correct Factor.
6. The average measurement was not performed when the peak measured data under the limit of average detection.

Site : CB4-H	Time : 2017/01/14
Limit : FCC_SpartC_15.209_03M_AV	Margin : 6
Probe : CB4_FCC_EFS_B432_1-18GHz_3M_1116 - VERTICAL	Power : AC 120 V / 60Hz
EUT : Mimosa C5c	Note : 802.11ac(20M)_5320MHz Mode 1: Tx-Dish ANT

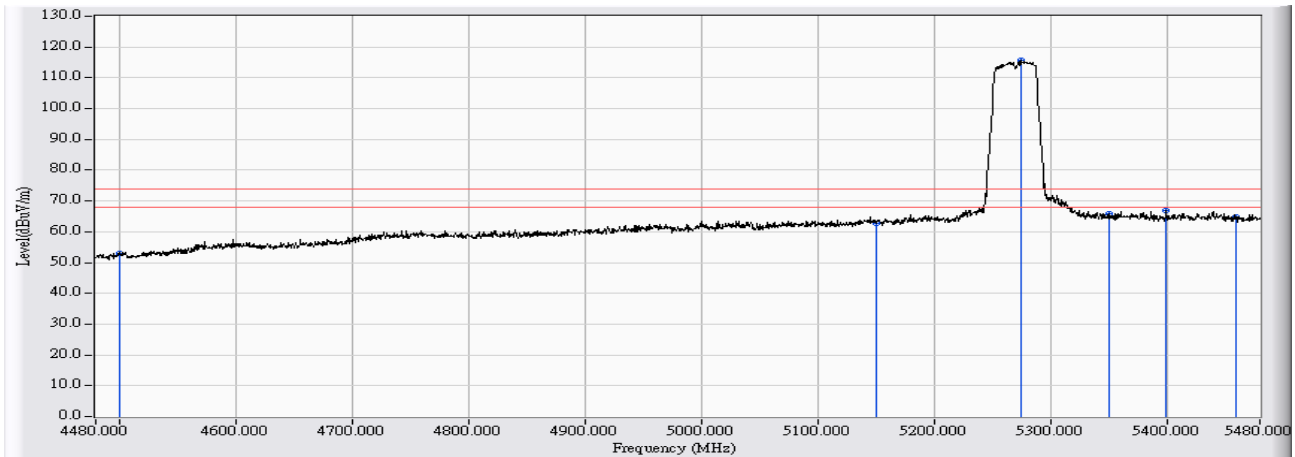


	Frequency (MHz)	Correct Factor (dB)	Reading Level (dBuV)	Measure Level (dBuV/m)	Margin (dB)	Limit (dBuV/m)	Detector Type
1	4500.000	23.279	20.017	43.296	-10.704	54.000	AVERAGE
2	5150.000	24.745	26.060	50.805	-3.195	54.000	AVERAGE
3	* 5321.500	24.946	78.885	103.831	49.831	54.000	AVERAGE
4	5350.000	24.980	27.395	52.375	-1.625	54.000	AVERAGE
5	5405.000	25.047	28.098	53.145	-0.855	54.000	AVERAGE
6	5460.000	25.118	26.549	51.667	-2.333	54.000	AVERAGE

Note:

1. All readings above 1GHz are performed with peak and/or average measurements as necessary.
2. Peak measurements: RBW = 1MHz, VBW = 1MHz, Sweep: Auto.
3. Average measurements: RBW = 1MHz, VBW = 10 Hz, Sweep: Auto.
4. " * ", means this data is the worst emission level.
5. Measurement Level = Reading Level + Correct Factor.
6. The average measurement was not performed when the peak measured data under the limit of average detection.

Site : CB4-H	Time : 2017/01/14
Limit : FCC_SpartC_15.209_03M_PK	Margin : 6
Probe : CB4_FCC_EFS_B432_1-18GHz_3M_1116 - HORIZONTAL	Power : AC 120 V / 60Hz
EUT : Mimosa C5c	Note : 802.11ac(40M)_5270MHz Mode 1: Tx-Dish ANT

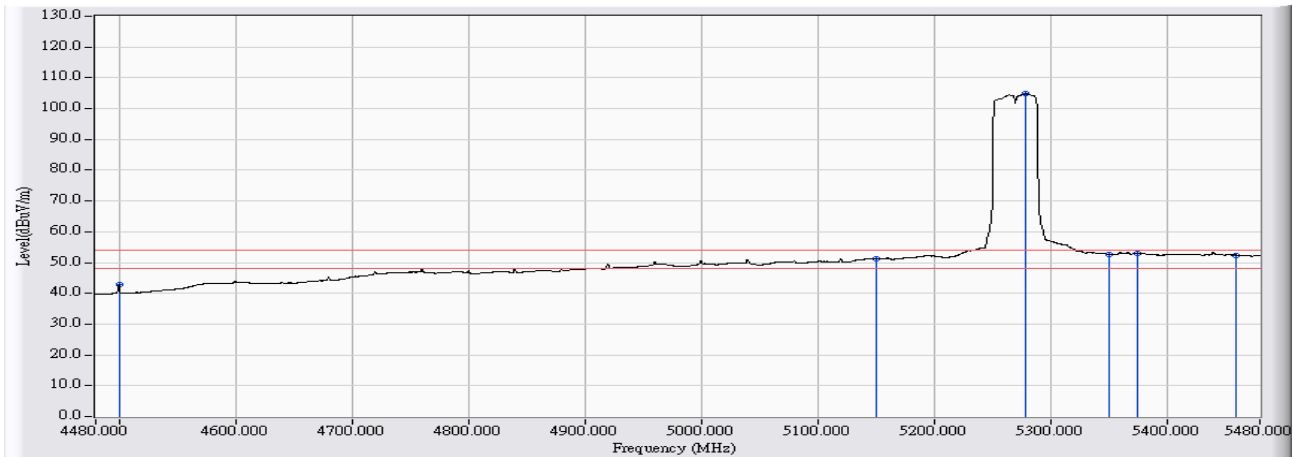


	Frequency (MHz)	Correct Factor (dB)	Reading Level (dBuV)	Measure Level (dBuV/m)	Margin (dB)	Limit (dBuV/m)	Detector Type
1	4500.000	23.279	29.817	53.096	-20.904	74.000	PEAK
2	5150.000	24.745	38.078	62.823	-11.177	74.000	PEAK
3	* 5275.500	24.893	90.829	115.722	41.722	74.000	PEAK
4	5350.000	24.980	40.853	65.833	-8.167	74.000	PEAK
5	5399.500	25.039	41.909	66.949	-7.051	74.000	PEAK
6	5460.000	25.118	39.789	64.907	-9.093	74.000	PEAK

Note:

1. All readings above 1GHz are performed with peak and/or average measurements as necessary.
2. Peak measurements: RBW = 1MHz, VBW = 1MHz, Sweep: Auto.
3. Average measurements: RBW = 1MHz, VBW = 10 Hz, Sweep: Auto.
4. " * ", means this data is the worst emission level.
5. Measurement Level = Reading Level + Correct Factor.
6. The average measurement was not performed when the peak measured data under the limit of average detection.

Site : CB4-H	Time : 2017/01/14
Limit : FCC_SpartC_15.209_03M_AV	Margin : 6
Probe : CB4_FCC_EFS_B432_1-18GHz_3M_1116 - HORIZONTAL	Power : AC 120 V / 60Hz
EUT : Mimosa C5c	Note : 802.11ac(40M)_5270MHz Mode 1: Tx-Dish ANT

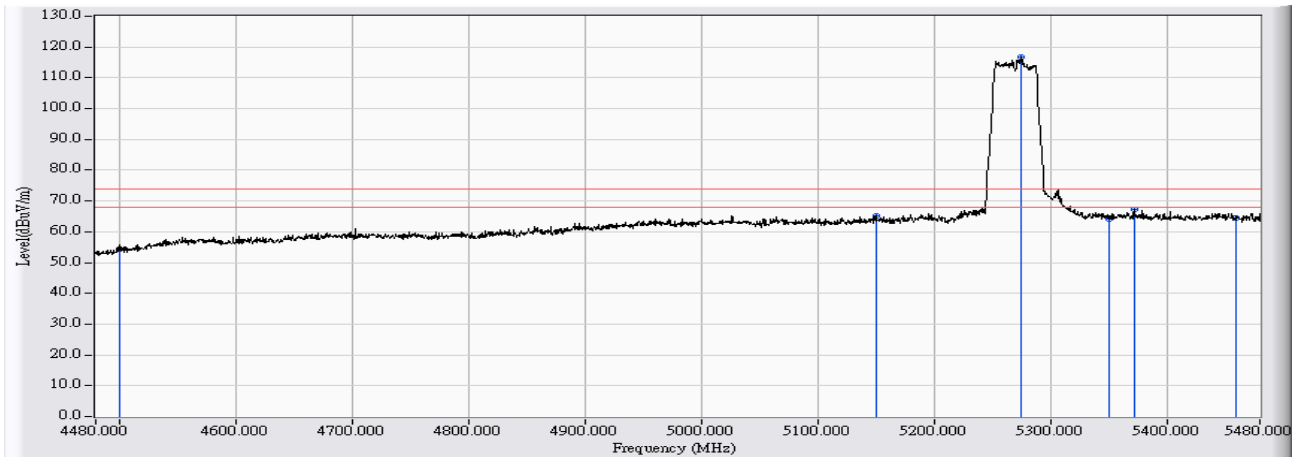


	Frequency (MHz)	Correct Factor (dB)	Reading Level (dBuV)	Measure Level (dBuV/m)	Margin (dB)	Limit (dBuV/m)	Detector Type
1	4500.000	23.279	19.729	43.008	-10.992	54.000	AVERAGE
2	5150.000	24.745	26.505	51.250	-2.750	54.000	AVERAGE
3	* 5279.000	24.897	79.889	104.786	50.786	54.000	AVERAGE
4	5350.000	24.980	27.615	52.595	-1.405	54.000	AVERAGE
5	5374.500	25.009	27.983	52.992	-1.008	54.000	AVERAGE
6	5460.000	25.118	27.291	52.409	-1.591	54.000	AVERAGE

Note:

1. All readings above 1GHz are performed with peak and/or average measurements as necessary.
2. Peak measurements: RBW = 1MHz, VBW = 1MHz, Sweep: Auto.
3. Average measurements: RBW = 1MHz, VBW = 10 Hz, Sweep: Auto.
4. " * ", means this data is the worst emission level.
5. Measurement Level = Reading Level + Correct Factor.
6. The average measurement was not performed when the peak measured data under the limit of average detection.

Site : CB4-H	Time : 2017/01/14
Limit : FCC_SpartC_15.209_03M_PK	Margin : 6
Probe : CB4_FCC_EFS_B432_1-18GHz_3M_1116 - VERTICAL	Power : AC 120 V / 60Hz
EUT : Mimosa C5c	Note : 802.11ac(40M)_5270MHz Mode 1: Tx-Dish ANT

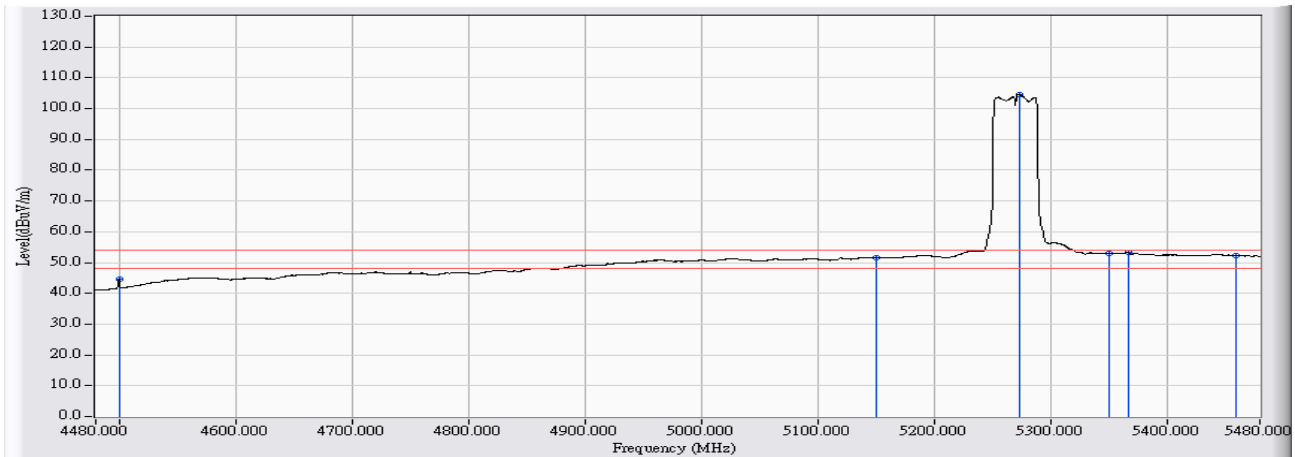


	Frequency (MHz)	Correct Factor (dB)	Reading Level (dBuV)	Measure Level (dBuV/m)	Margin (dB)	Limit (dBuV/m)	Detector Type
1	4500.000	23.279	31.219	54.498	-19.502	74.000	PEAK
2	5150.000	24.745	40.472	65.217	-8.783	74.000	PEAK
3	* 5275.500	24.893	91.753	116.646	42.646	74.000	PEAK
4	5350.000	24.980	39.185	64.165	-9.835	74.000	PEAK
5	5372.000	25.007	42.264	67.270	-6.730	74.000	PEAK
6	5460.000	25.118	39.427	64.545	-9.455	74.000	PEAK

Note:

1. All readings above 1GHz are performed with peak and/or average measurements as necessary.
2. Peak measurements: RBW = 1MHz, VBW = 1MHz, Sweep: Auto.
3. Average measurements: RBW = 1MHz, VBW = 10 Hz, Sweep: Auto.
4. " * ", means this data is the worst emission level.
5. Measurement Level = Reading Level + Correct Factor.
6. The average measurement was not performed when the peak measured data under the limit of average detection.

Site : CB4-H	Time : 2017/01/14
Limit : FCC_SpartC_15.209_03M_AV	Margin : 6
Probe : CB4_FCC_EFS_B432_1-18GHz_3M_1116 - VERTICAL	Power : AC 120 V / 60Hz
EUT : Mimosa C5c	Note : 802.11ac(40M)_5270MHz Mode 1: Tx-Dish ANT

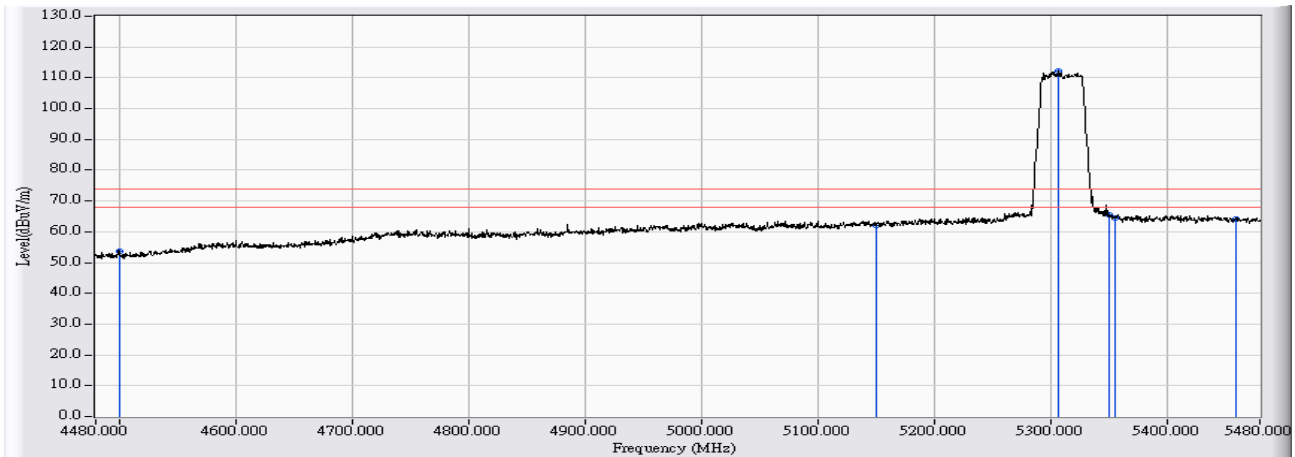


	Frequency (MHz)	Correct Factor (dB)	Reading Level (dBuV)	Measure Level (dBuV/m)	Margin (dB)	Limit (dBuV/m)	Detector Type
1	4500.000	23.279	21.397	44.676	-9.324	54.000	AVERAGE
2	5150.000	24.745	26.756	51.501	-2.499	54.000	AVERAGE
3	* 5273.000	24.890	79.821	104.711	50.711	54.000	AVERAGE
4	5350.000	24.980	27.958	52.938	-1.062	54.000	AVERAGE
5	5367.000	25.001	28.313	53.313	-0.687	54.000	AVERAGE
6	5460.000	25.118	27.209	52.327	-1.673	54.000	AVERAGE

Note:

1. All readings above 1GHz are performed with peak and/or average measurements as necessary.
2. Peak measurements: RBW = 1MHz, VBW = 1MHz, Sweep: Auto.
3. Average measurements: RBW = 1MHz, VBW = 10 Hz, Sweep: Auto.
4. " * ", means this data is the worst emission level.
5. Measurement Level = Reading Level + Correct Factor.
6. The average measurement was not performed when the peak measured data under the limit of average detection.

Site : CB4-H	Time : 2017/01/14
Limit : FCC_SpartC_15.209_03M_PK	Margin : 6
Probe : CB4_FCC_EFS_B432_1-18GHz_3M_1116 - HORIZONTAL	Power : AC 120 V / 60Hz
EUT : Mimosa C5c	Note : 802.11ac(40M)_5310MHz Mode 1: Tx-Dish ANT

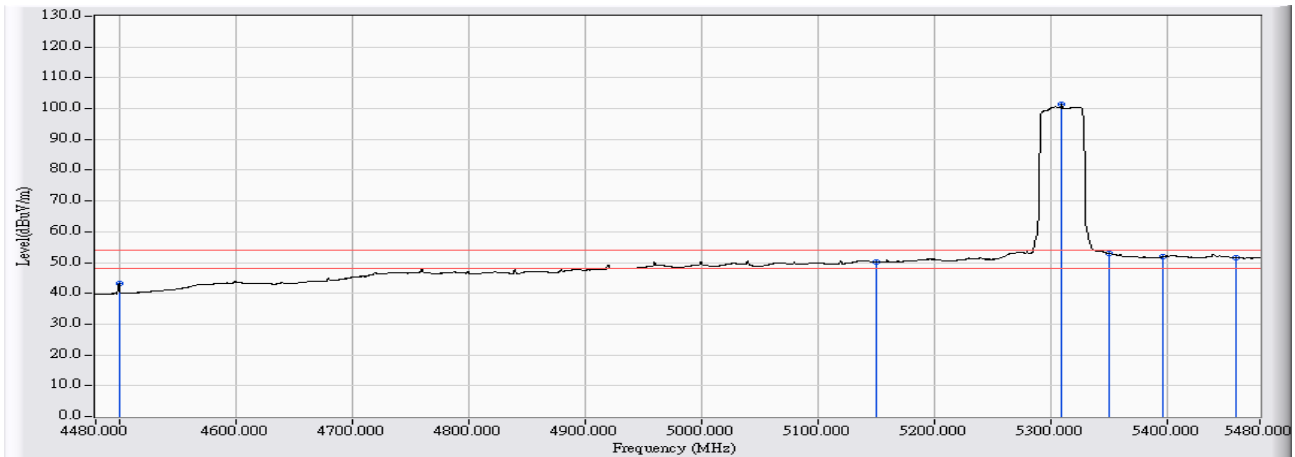


	Frequency (MHz)	Correct Factor (dB)	Reading Level (dBuV)	Measure Level (dBuV/m)	Margin (dB)	Limit (dBuV/m)	Detector Type
1	4500.000	23.279	30.257	53.536	-20.464	74.000	PEAK
2	5150.000	24.745	37.427	62.172	-11.828	74.000	PEAK
3	* 5306.500	24.928	87.285	112.213	38.213	74.000	PEAK
4	5350.000	24.980	40.476	65.456	-8.544	74.000	PEAK
5	5355.000	24.987	39.328	64.314	-9.686	74.000	PEAK
6	5460.000	25.118	39.042	64.160	-9.840	74.000	PEAK

Note:

1. All readings above 1GHz are performed with peak and/or average measurements as necessary.
2. Peak measurements: RBW = 1MHz, VBW = 1MHz, Sweep: Auto.
3. Average measurements: RBW = 1MHz, VBW = 10 Hz, Sweep: Auto.
4. " * ", means this data is the worst emission level.
5. Measurement Level = Reading Level + Correct Factor.
6. The average measurement was not performed when the peak measured data under the limit of average detection.

Site : CB4-H	Time : 2017/01/14
Limit : FCC_SpartC_15.209_03M_AV	Margin : 6
Probe : CB4_FCC_EFS_B432_1-18GHz_3M_1116 - HORIZONTAL	Power : AC 120 V / 60Hz
EUT : Mimosa C5c	Note : 802.11ac(40M)_5310MHz Mode 1: Tx-Dish ANT

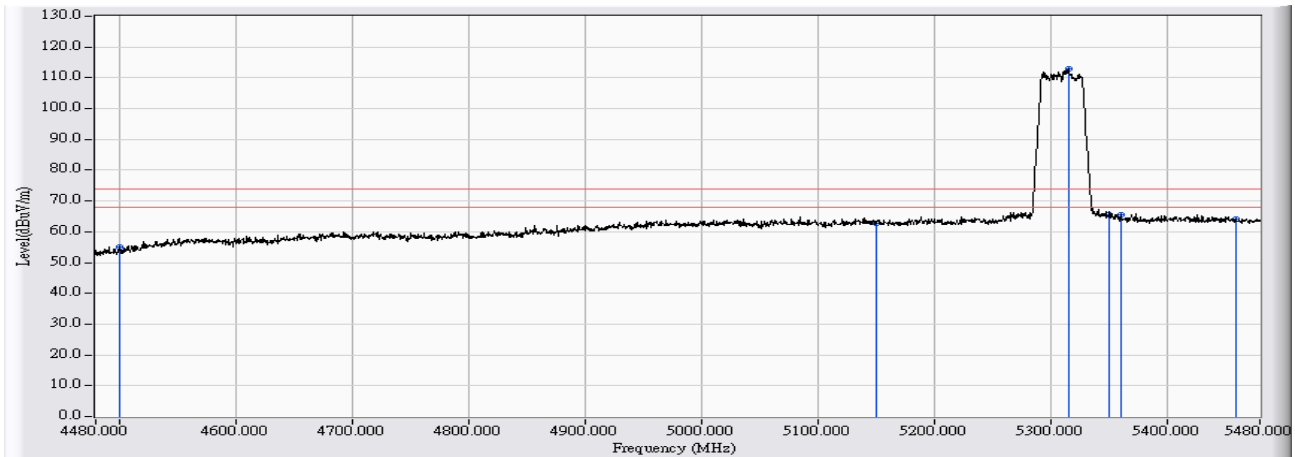


	Frequency (MHz)	Correct Factor (dB)	Reading Level (dBuV)	Measure Level (dBuV/m)	Margin (dB)	Limit (dBuV/m)	Detector Type
1	4500.000	23.279	19.786	43.065	-10.935	54.000	AVERAGE
2	5150.000	24.745	25.566	50.311	-3.689	54.000	AVERAGE
3	* 5310.000	24.932	76.326	101.258	47.258	54.000	AVERAGE
4	5350.000	24.980	28.014	52.994	-1.006	54.000	AVERAGE
5	5396.500	25.036	26.772	51.808	-2.192	54.000	AVERAGE
6	5460.000	25.118	26.473	51.591	-2.409	54.000	AVERAGE

Note:

1. All readings above 1GHz are performed with peak and/or average measurements as necessary.
2. Peak measurements: RBW = 1MHz, VBW = 1MHz, Sweep: Auto.
3. Average measurements: RBW = 1MHz, VBW = 10 Hz, Sweep: Auto.
4. “ * ”, means this data is the worst emission level.
5. Measurement Level = Reading Level + Correct Factor.
6. The average measurement was not performed when the peak measured data under the limit of average detection.

Site : CB4-H	Time : 2017/01/14
Limit : FCC_SpartC_15.209_03M_PK	Margin : 6
Probe : CB4_FCC_EFS_B432_1-18GHz_3M_1116 - VERTICAL	Power : AC 120 V / 60Hz
EUT : Mimosa C5c	Note : 802.11ac(40M)_5310MHz Mode 1: Tx-Dish ANT

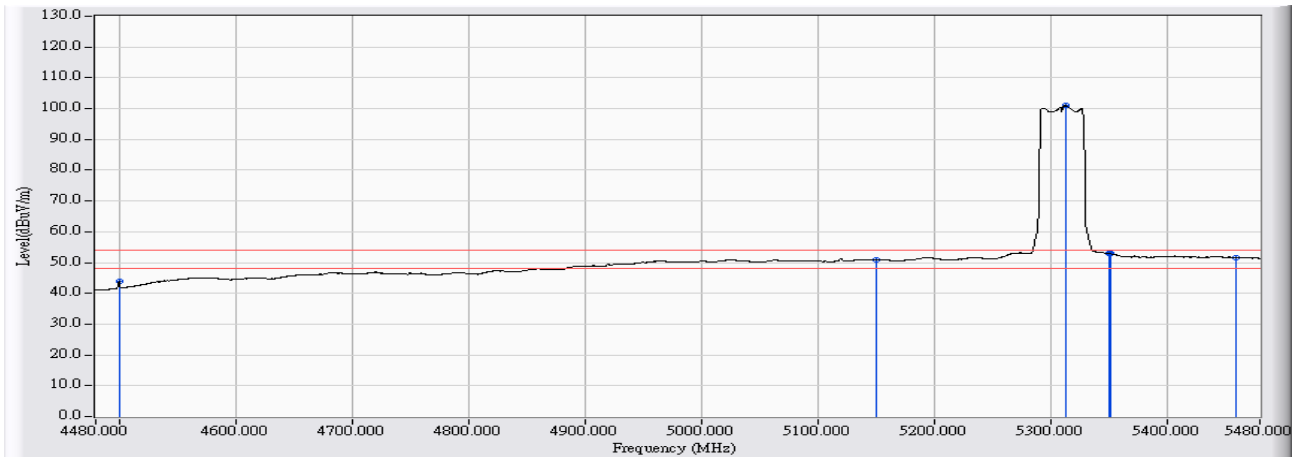


	Frequency (MHz)	Correct Factor (dB)	Reading Level (dBuV)	Measure Level (dBuV/m)	Margin (dB)	Limit (dBuV/m)	Detector Type
1	4500.000	23.279	31.769	55.048	-18.952	74.000	PEAK
2	5150.000	24.745	37.844	62.589	-11.411	74.000	PEAK
3	* 5315.500	24.939	87.918	112.857	38.857	74.000	PEAK
4	5350.000	24.980	40.418	65.398	-8.602	74.000	PEAK
5	5360.500	24.993	40.446	65.439	-8.561	74.000	PEAK
6	5460.000	25.118	38.967	64.085	-9.915	74.000	PEAK

Note:

1. All readings above 1GHz are performed with peak and/or average measurements as necessary.
2. Peak measurements: RBW = 1MHz, VBW = 1MHz, Sweep: Auto.
3. Average measurements: RBW = 1MHz, VBW = 10 Hz, Sweep: Auto.
4. " * ", means this data is the worst emission level.
5. Measurement Level = Reading Level + Correct Factor.
6. The average measurement was not performed when the peak measured data under the limit of average detection.

Site : CB4-H	Time : 2017/01/14
Limit : FCC_SpartC_15.209_03M_AV	Margin : 6
Probe : CB4_FCC_EFS_B432_1-18GHz_3M_1116 - VERTICAL	Power : AC 120 V / 60Hz
EUT : Mimosa C5c	Note : 802.11ac(40M)_5310MHz Mode 1: Tx-Dish ANT

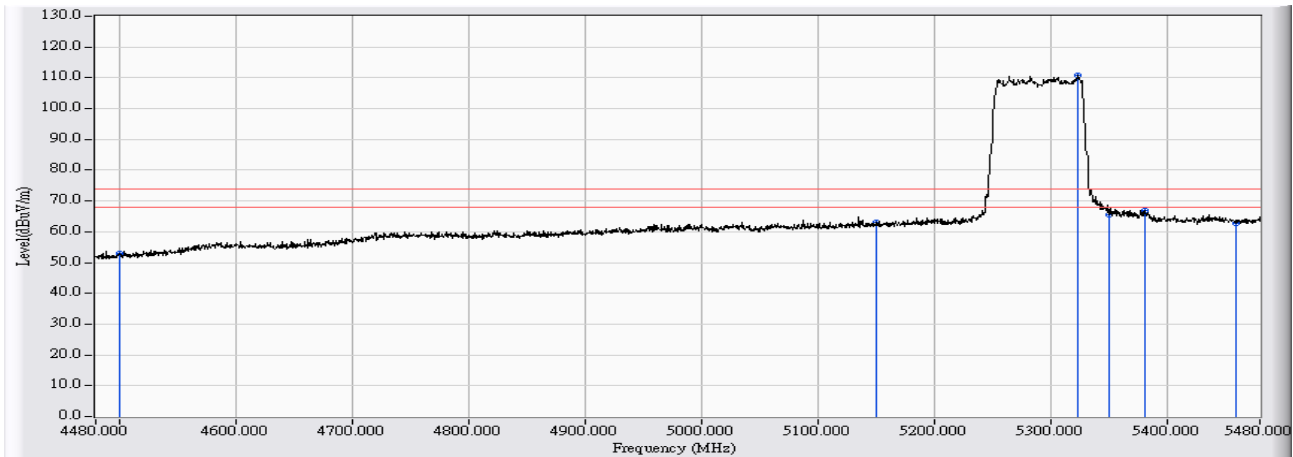


	Frequency (MHz)	Correct Factor (dB)	Reading Level (dBuV)	Measure Level (dBuV/m)	Margin (dB)	Limit (dBuV/m)	Detector Type
1	4500.000	23.279	20.740	44.019	-9.981	54.000	AVERAGE
2	5150.000	24.745	26.137	50.882	-3.118	54.000	AVERAGE
3	* 5313.000	24.935	76.034	100.970	46.970	54.000	AVERAGE
4	5350.000	24.980	28.152	53.132	-0.868	54.000	AVERAGE
5	5351.500	24.982	27.928	52.910	-1.090	54.000	AVERAGE
6	5460.000	25.118	26.583	51.701	-2.299	54.000	AVERAGE

Note:

1. All readings above 1GHz are performed with peak and/or average measurements as necessary.
2. Peak measurements: RBW = 1MHz, VBW = 1MHz, Sweep: Auto.
3. Average measurements: RBW = 1MHz, VBW = 10 Hz, Sweep: Auto.
4. " * ", means this data is the worst emission level.
5. Measurement Level = Reading Level + Correct Factor.
6. The average measurement was not performed when the peak measured data under the limit of average detection.

Site : CB4-H	Time : 2017/01/14
Limit : FCC_SpartC_15.209_03M_PK	Margin : 6
Probe : CB4_FCC_EFS_B432_1-18GHz_3M_1116 - HORIZONTAL	Power : AC 120 V / 60Hz
EUT : Mimosa C5c	Note : 802.11ac(80M)_5290MHz Mode 1: Tx-Dish ANT

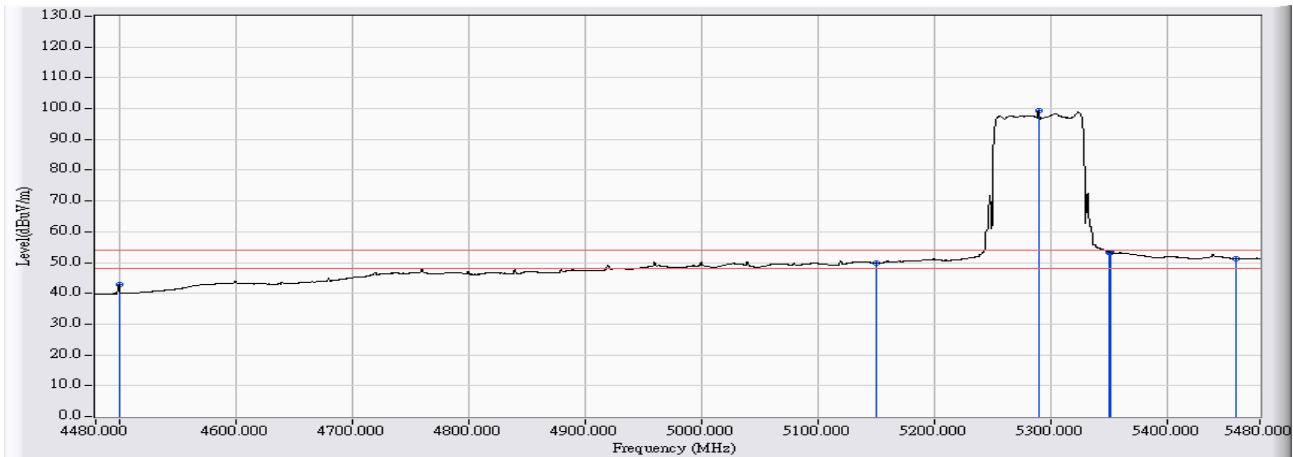


	Frequency (MHz)	Correct Factor (dB)	Reading Level (dBuV)	Measure Level (dBuV/m)	Margin (dB)	Limit (dBuV/m)	Detector Type
1	4500.000	23.279	29.589	52.868	-21.132	74.000	PEAK
2	5150.000	24.745	38.350	63.095	-10.905	74.000	PEAK
3	* 5323.500	24.948	85.812	110.760	36.760	74.000	PEAK
4	5350.000	24.980	40.394	65.374	-8.626	74.000	PEAK
5	5381.000	25.017	41.975	66.992	-7.008	74.000	PEAK
6	5460.000	25.118	37.782	62.900	-11.100	74.000	PEAK

Note:

1. All readings above 1GHz are performed with peak and/or average measurements as necessary.
2. Peak measurements: RBW = 1MHz, VBW = 1MHz, Sweep: Auto.
3. Average measurements: RBW = 1MHz, VBW = 10 Hz, Sweep: Auto.
4. " * ", means this data is the worst emission level.
5. Measurement Level = Reading Level + Correct Factor.
6. The average measurement was not performed when the peak measured data under the limit of average detection.

Site : CB4-H	Time : 2017/01/14
Limit : FCC_SpartC_15.209_03M_AV	Margin : 6
Probe : CB4_FCC_EFS_B432_1-18GHz_3M_1116 - HORIZONTAL	Power : AC 120 V / 60Hz
EUT : Mimosa C5c	Note : 802.11ac(80M)_5290MHz Mode 1: Tx-Dish ANT

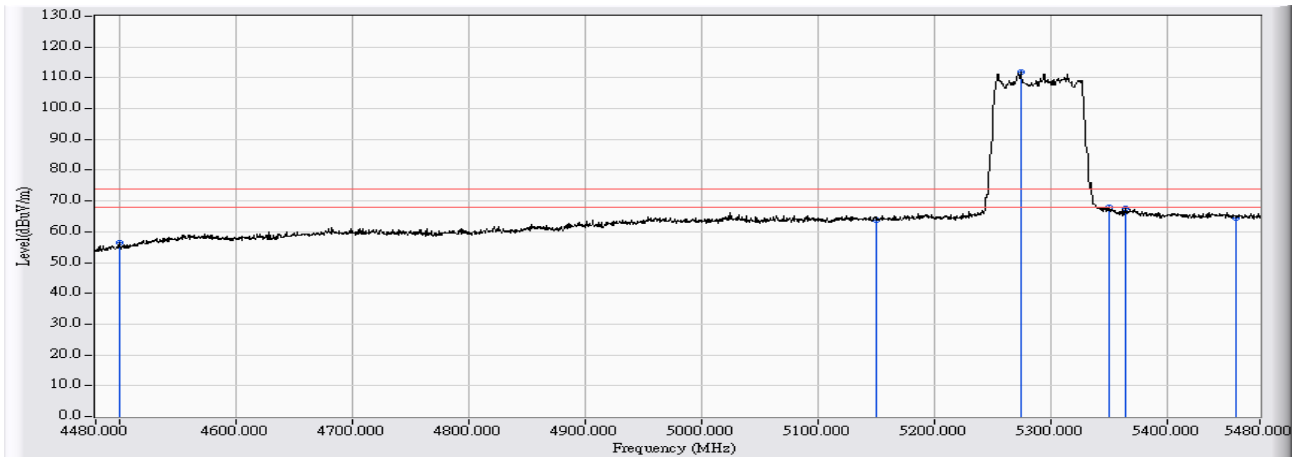


	Frequency (MHz)	Correct Factor (dB)	Reading Level (dBuV)	Measure Level (dBuV/m)	Margin (dB)	Limit (dBuV/m)	Detector Type
1	4500.000	23.279	19.477	42.756	-11.244	54.000	AVERAGE
2	5150.000	24.745	25.176	49.921	-4.079	54.000	AVERAGE
3	* 5290.000	24.909	74.306	99.215	45.215	54.000	AVERAGE
4	5350.000	24.980	28.478	53.458	-0.542	54.000	AVERAGE
5	5351.500	24.982	28.236	53.218	-0.782	54.000	AVERAGE
6	5460.000	25.118	26.151	51.269	-2.731	54.000	AVERAGE

Note:

1. All readings above 1GHz are performed with peak and/or average measurements as necessary.
2. Peak measurements: RBW = 1MHz, VBW = 1MHz, Sweep: Auto.
3. Average measurements: RBW = 1MHz, VBW = 10 Hz, Sweep: Auto.
4. " * ", means this data is the worst emission level.
5. Measurement Level = Reading Level + Correct Factor.
6. The average measurement was not performed when the peak measured data under the limit of average detection.

Site : CB4-H	Time : 2017/01/14
Limit : FCC_SpartC_15.209_03M_PK	Margin : 6
Probe : CB4_FCC_EFS_B432_1-18GHz_3M_1116 - VERTICAL	Power : AC 120 V / 60Hz
EUT : Mimosa C5c	Note : 802.11ac(80M)_5290MHz Mode 1: Tx-Dish ANT

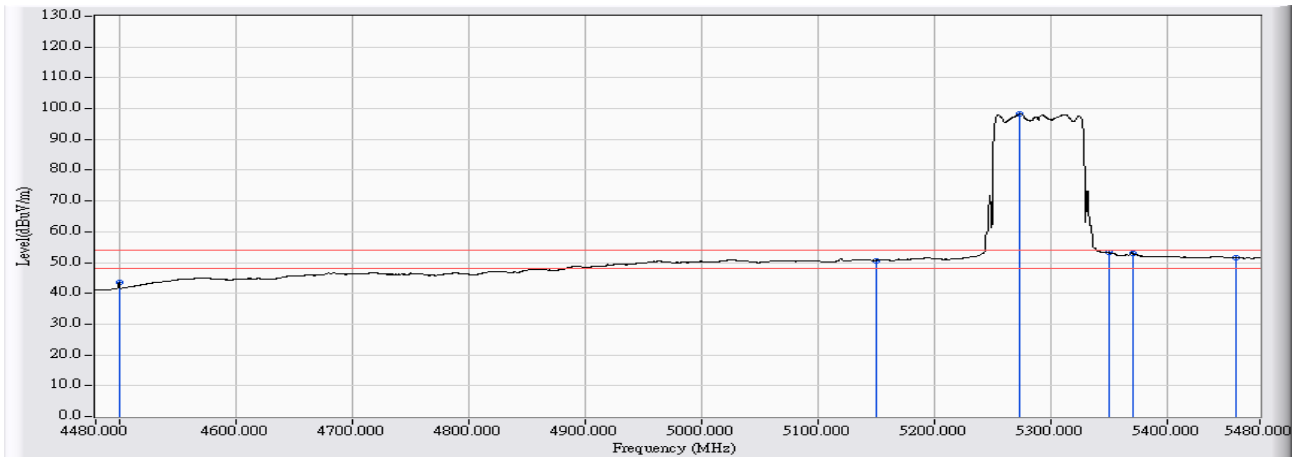


	Frequency (MHz)	Correct Factor (dB)	Reading Level (dBuV)	Measure Level (dBuV/m)	Margin (dB)	Limit (dBuV/m)	Detector Type
1	4500.000	23.279	33.187	56.466	-17.534	74.000	PEAK
2	5150.000	24.745	39.018	63.763	-10.237	74.000	PEAK
3	* 5274.500	24.892	86.892	111.784	37.784	74.000	PEAK
4	5350.000	24.980	43.114	68.094	-5.906	74.000	PEAK
5	5365.000	24.999	42.590	67.588	-6.412	74.000	PEAK
6	5460.000	25.118	39.510	64.628	-9.372	74.000	PEAK

Note:

1. All readings above 1GHz are performed with peak and/or average measurements as necessary.
2. Peak measurements: RBW = 1MHz, VBW = 1MHz, Sweep: Auto.
3. Average measurements: RBW = 1MHz, VBW = 10 Hz, Sweep: Auto.
4. " * ", means this data is the worst emission level.
5. Measurement Level = Reading Level + Correct Factor.
6. The average measurement was not performed when the peak measured data under the limit of average detection.

Site : CB4-H	Time : 2017/01/14
Limit : FCC_SpartC_15.209_03M_AV	Margin : 6
Probe : CB4_FCC_EFS_B432_1-18GHz_3M_1116 - VERTICAL	Power : AC 120 V / 60Hz
EUT : Mimosa C5c	Note : 802.11ac(80M)_5290MHz Mode 1: Tx-Dish ANT

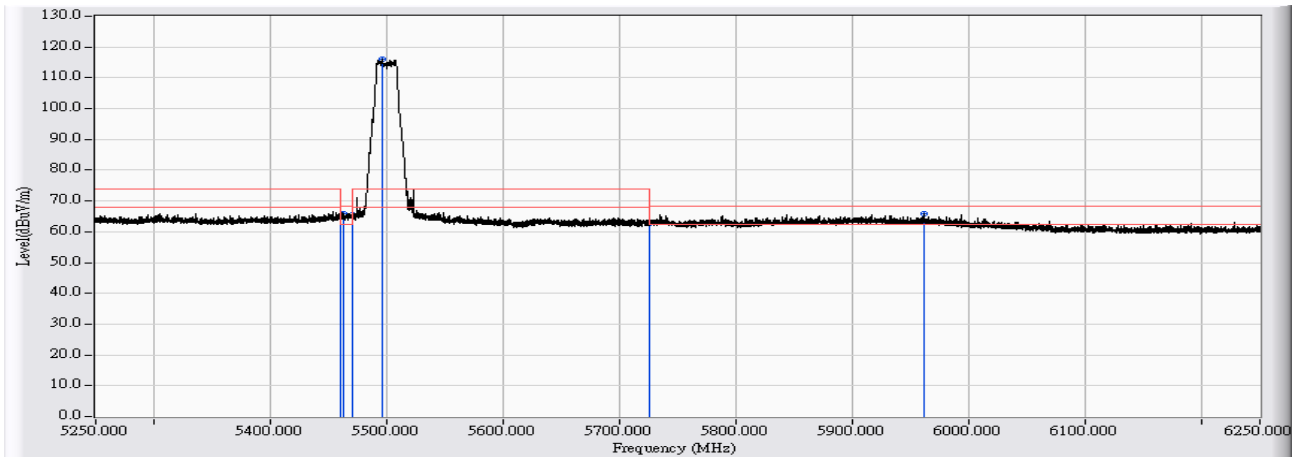


	Frequency (MHz)	Correct Factor (dB)	Reading Level (dBuV)	Measure Level (dBuV/m)	Margin (dB)	Limit (dBuV/m)	Detector Type
1	4500.000	23.279	20.280	43.559	-10.441	54.000	AVERAGE
2	5150.000	24.745	25.952	50.697	-3.303	54.000	AVERAGE
3	* 5273.500	24.891	73.445	98.336	44.336	54.000	AVERAGE
4	5350.000	24.980	28.356	53.336	-0.664	54.000	AVERAGE
5	5370.500	25.005	28.006	53.011	-0.989	54.000	AVERAGE
6	5460.000	25.118	26.425	51.543	-2.457	54.000	AVERAGE

Note:

1. All readings above 1GHz are performed with peak and/or average measurements as necessary.
2. Peak measurements: RBW = 1MHz, VBW = 1MHz, Sweep: Auto.
3. Average measurements: RBW = 1MHz, VBW = 10 Hz, Sweep: Auto.
4. " * ", means this data is the worst emission level.
5. Measurement Level = Reading Level + Correct Factor.
6. The average measurement was not performed when the peak measured data under the limit of average detection.

Site : CB2-H	Time : 2017/03/14
Limit : FCC_SPARTE_15.407_H_BAND3_03M_PK	Margin : 6
Probe : CB2_FCC_EFS_B091_1-18GHz_3M_0117 - HORIZONTAL	Power : AC 120V / 60Hz
EUT : Mimosa C5c	Note : 802.11ac(20M)_5500MHz Mode 1: Tx-Dish ANT

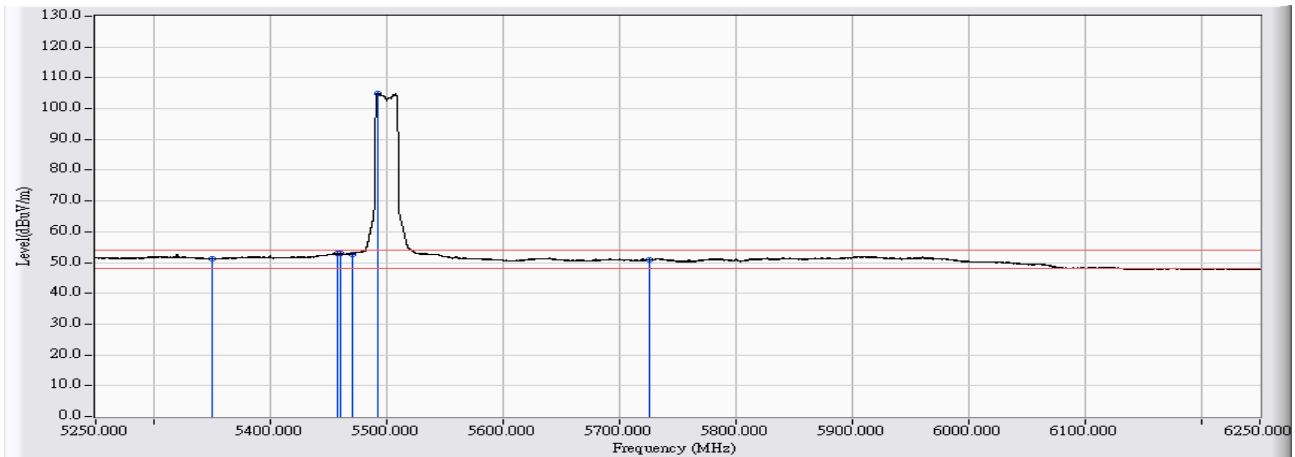


	Frequency (MHz)	Correct Factor (dB)	Reading Level (dBuV)	Measure Level (dBuV/m)	Margin (dB)	Limit (dBuV/m)	Detector Type
1	5460.000	24.442	40.347	64.789	-3.511	68.300	PEAK
2	5462.378	24.445	41.508	65.953	-2.347	68.300	PEAK
3	5470.000	24.455	41.092	65.547	-2.753	68.300	PEAK
4	* 5496.075	24.493	91.608	116.101	42.101	74.000	PEAK
5	5725.000	25.090	37.541	62.631	-5.669	68.300	PEAK
6	5960.929	25.774	40.112	65.885	-2.415	68.300	PEAK

Note:

1. All readings above 1GHz are performed with peak and/or average measurements as necessary.
2. Peak measurements: RBW = 1MHz, VBW = 1MHz, Sweep: Auto.
3. Average measurements: RBW = 1MHz, VBW = 10 Hz, Sweep: Auto.
4. " * ", means this data is the worst emission level.
5. Measurement Level = Reading Level + Correct Factor.
6. The average measurement was not performed when the peak measured data under the limit of average detection.

Site : CB2-H	Time : 2017/03/14
Limit : FCC_SpartC_15.209_03M_AV	Margin : 6
Probe : CB2_FCC_EFS_B091_1-18GHz_3M_0117 - HORIZONTAL	Power : AC 120V / 60Hz
EUT : Mimosa C5c	Note : 802.11ac(20M)_5500MHz Mode 1: Tx-Dish ANT

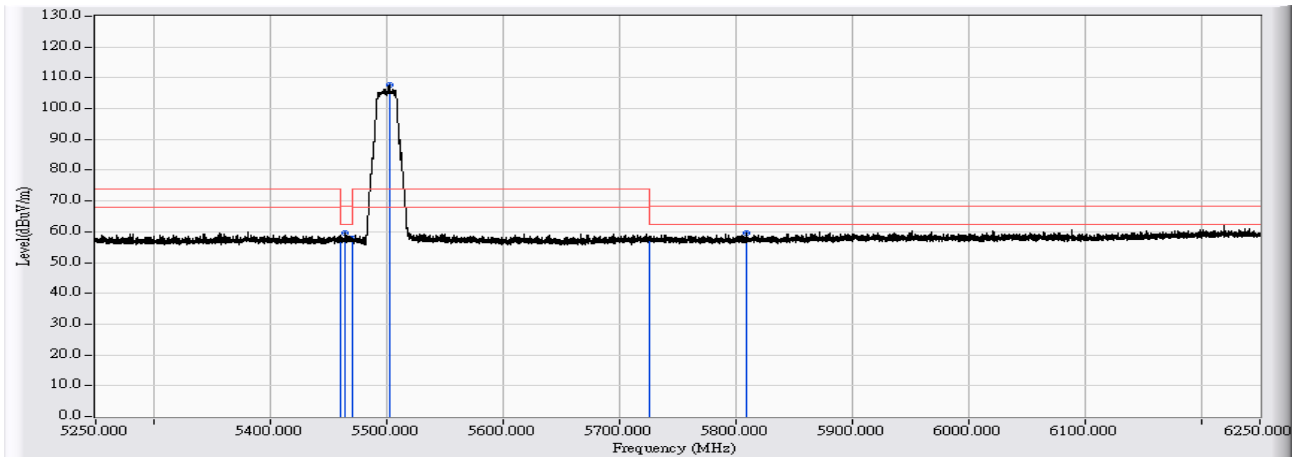


	Frequency (MHz)	Correct Factor (dB)	Reading Level (dBuV)	Measure Level (dBuV/m)	Margin (dB)	Limit (dBuV/m)	Detector Type
1	5350.000	24.303	26.829	51.132	-2.868	54.000	AVERAGE
2	5457.279	24.439	28.473	52.911	-1.089	54.000	AVERAGE
3	5460.000	24.442	28.411	52.853	-1.147	54.000	AVERAGE
4	5470.000	24.455	28.312	52.767	-1.233	54.000	AVERAGE
5	* 5492.876	24.487	80.572	105.059	51.059	54.000	AVERAGE
6	5725.000	25.090	25.682	50.772	-3.228	54.000	AVERAGE

Note:

1. All readings above 1GHz are performed with peak and/or average measurements as necessary.
2. Peak measurements: RBW = 1MHz, VBW = 1MHz, Sweep: Auto.
3. Average measurements: RBW = 1MHz, VBW = 10 Hz, Sweep: Auto.
4. " * ", means this data is the worst emission level.
5. Measurement Level = Reading Level + Correct Factor.
6. The average measurement was not performed when the peak measured data under the limit of average detection.

Site : CB2-H	Time : 2017/03/14
Limit : FCC_SPARTE_15.407_H_BAND3_03M_PK	Margin : 6
Probe : CB2_FCC_EFS_B091_1-18GHz_3M_0117 - VERTICAL	Power : AC 120V / 60Hz
EUT : Mimosa C5c	Note : 802.11ac(20M)_5500MHz Mode 1: Tx-Dish ANT

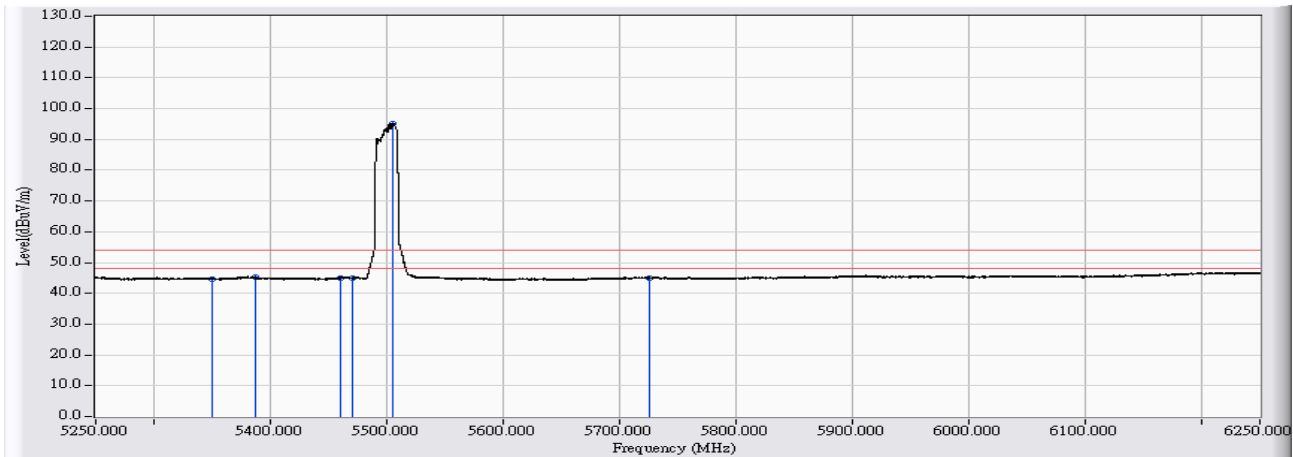


	Frequency (MHz)	Correct Factor (dB)	Reading Level (dBuV)	Measure Level (dBuV/m)	Margin (dB)	Limit (dBuV/m)	Detector Type
1	5460.000	24.442	33.209	57.651	-10.649	68.300	PEAK
2	5463.579	24.446	34.993	59.440	-8.860	68.300	PEAK
3	5470.000	24.455	33.368	57.823	-10.477	68.300	PEAK
4	* 5502.875	24.505	83.269	107.773	33.773	74.000	PEAK
5	5725.000	25.090	32.323	57.413	-10.887	68.300	PEAK
6	5809.344	25.349	34.084	59.433	-8.867	68.300	PEAK

Note:

1. All readings above 1GHz are performed with peak and/or average measurements as necessary.
2. Peak measurements: RBW = 1MHz, VBW = 1MHz, Sweep: Auto.
3. Average measurements: RBW = 1MHz, VBW = 10 Hz, Sweep: Auto.
4. " * ", means this data is the worst emission level.
5. Measurement Level = Reading Level + Correct Factor.
6. The average measurement was not performed when the peak measured data under the limit of average detection.

Site : CB2-H	Time : 2017/03/14
Limit : FCC_SpartC_15.209_03M_AV	Margin : 6
Probe : CB2_FCC_EFS_B091_1-18GHz_3M_0117 - VERTICAL	Power : AC 120V / 60Hz
EUT : Mimosa C5c	Note : 802.11ac(20M)_5500MHz Mode 1: Tx-Dish ANT

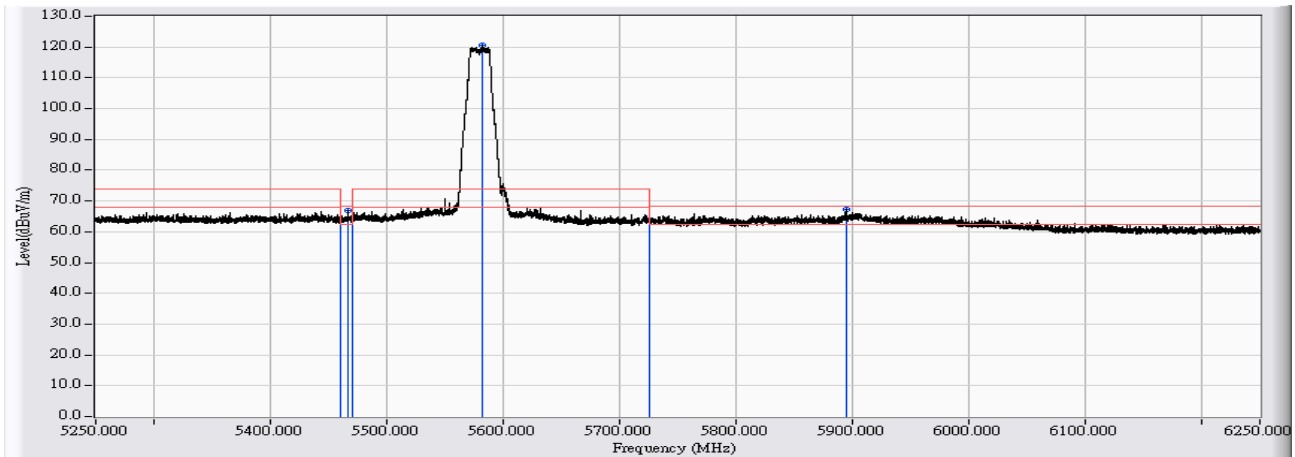


		Frequency (MHz)	Correct Factor (dB)	Reading Level (dBuV)	Measure Level (dBuV/m)	Margin (dB)	Limit (dBuV/m)	Detector Type
1		5350.000	24.303	20.309	44.612	-9.388	54.000	AVERAGE
2		5387.686	24.348	20.931	45.280	-8.720	54.000	AVERAGE
3		5460.000	24.442	20.606	45.048	-8.952	54.000	AVERAGE
4		5470.000	24.455	20.613	45.068	-8.932	54.000	AVERAGE
5	*	5505.174	24.508	70.804	95.312	41.312	54.000	AVERAGE
6		5725.000	25.090	19.957	45.047	-8.953	54.000	AVERAGE

Note:

1. All readings above 1GHz are performed with peak and/or average measurements as necessary.
2. Peak measurements: RBW = 1MHz, VBW = 1MHz, Sweep: Auto.
3. Average measurements: RBW = 1MHz, VBW = 10 Hz, Sweep: Auto.
4. " * ", means this data is the worst emission level.
5. Measurement Level = Reading Level + Correct Factor.
6. The average measurement was not performed when the peak measured data under the limit of average detection.

Site : CB2-H	Time : 2017/03/14
Limit : FCC_SPARTE_15.407_H_BAND3_03M_PK	Margin : 6
Probe : CB2_FCC_EFS_B091_1-18GHz_3M_0117 - HORIZONTAL	Power : AC 120V / 60Hz
EUT : Mimosa C5c	Note : 802.11ac(20M)_5580MHz Mode 1: Tx-Dish ANT

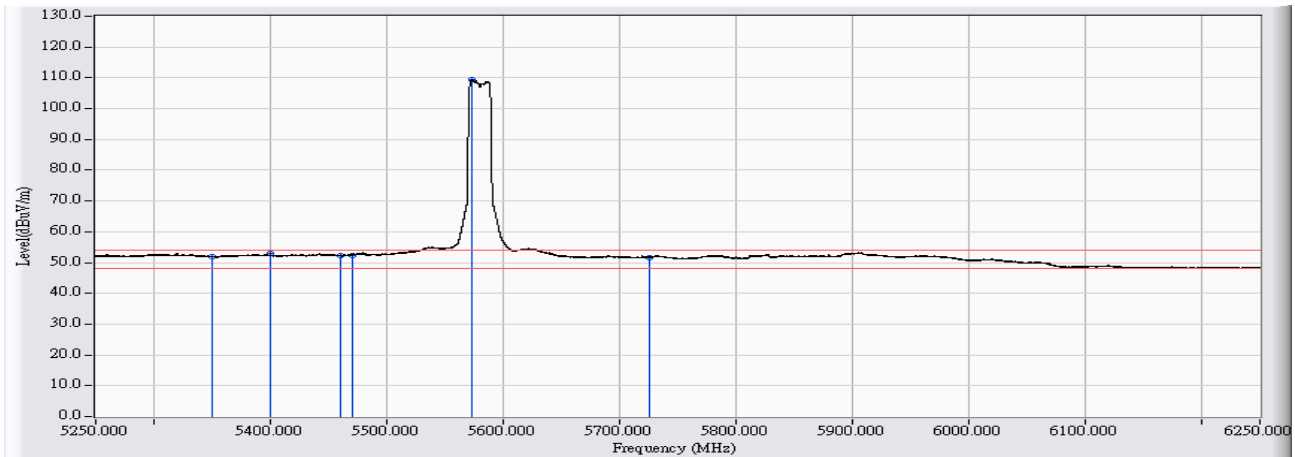


	Frequency (MHz)	Correct Factor (dB)	Reading Level (dBuV)	Measure Level (dBuV/m)	Margin (dB)	Limit (dBuV/m)	Detector Type
1	5460.000	24.442	39.411	63.853	-4.447	68.300	PEAK
2	5466.478	24.451	42.568	67.018	-1.282	68.300	PEAK
3	5470.000	24.455	39.527	63.982	-4.318	68.300	PEAK
4	* 5582.367	24.711	95.810	120.521	46.521	74.000	PEAK
5	5725.000	25.090	38.747	63.837	-4.463	68.300	PEAK
6	5895.335	25.611	41.486	67.096	-1.204	68.300	PEAK

Note:

1. All readings above 1GHz are performed with peak and/or average measurements as necessary.
2. Peak measurements: RBW = 1MHz, VBW = 1MHz, Sweep: Auto.
3. Average measurements: RBW = 1MHz, VBW = 10 Hz, Sweep: Auto.
4. " * ", means this data is the worst emission level.
5. Measurement Level = Reading Level + Correct Factor.
6. The average measurement was not performed when the peak measured data under the limit of average detection.

Site : CB2-H	Time : 2017/03/14
Limit : FCC_SpartC_15.209_03M_AV	Margin : 6
Probe : CB2_FCC_EFS_B091_1-18GHz_3M_0117 - HORIZONTAL	Power : AC 120V / 60Hz
EUT : Mimosa C5c	Note : 802.11ac(20M)_5580MHz Mode 1: Tx-Dish ANT

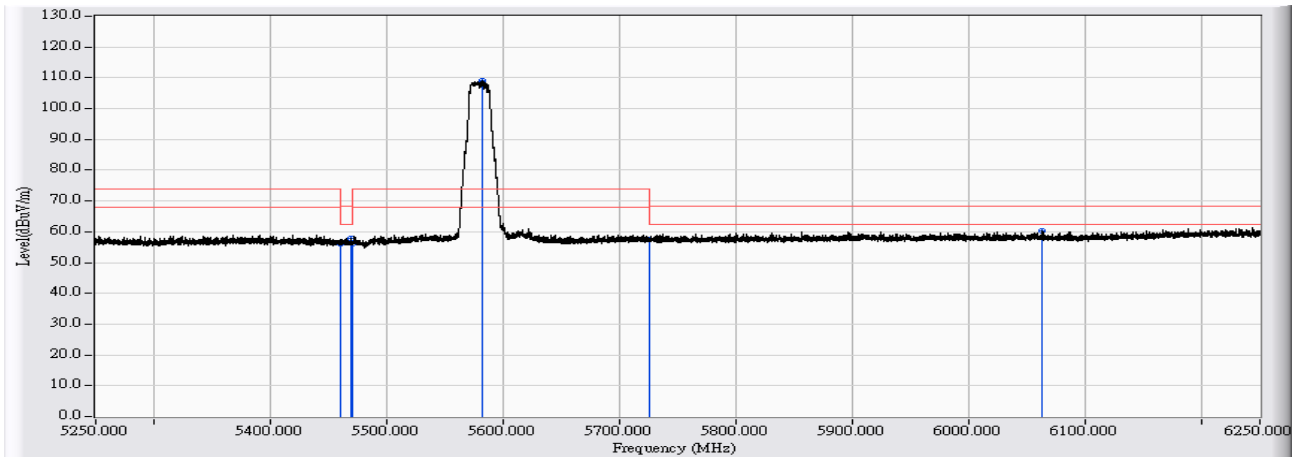


		Frequency (MHz)	Correct Factor (dB)	Reading Level (dBuV)	Measure Level (dBuV/m)	Margin (dB)	Limit (dBuV/m)	Detector Type
1		5350.000	24.303	27.615	51.918	-2.082	54.000	AVERAGE
2		5399.985	24.363	28.470	52.834	-1.166	54.000	AVERAGE
3		5460.000	24.442	27.810	52.252	-1.748	54.000	AVERAGE
4		5470.000	24.455	27.952	52.407	-1.593	54.000	AVERAGE
5	*	5573.168	24.688	84.712	109.399	55.399	54.000	AVERAGE
6		5725.000	25.090	26.618	51.708	-2.292	54.000	AVERAGE

Note:

1. All readings above 1GHz are performed with peak and/or average measurements as necessary.
2. Peak measurements: RBW = 1MHz, VBW = 1MHz, Sweep: Auto.
3. Average measurements: RBW = 1MHz, VBW = 10 Hz, Sweep: Auto.
4. " * ", means this data is the worst emission level.
5. Measurement Level = Reading Level + Correct Factor.
6. The average measurement was not performed when the peak measured data under the limit of average detection.

Site : CB2-H	Time : 2017/03/14
Limit : FCC_SPARTE_15.407_H_BAND3_03M_PK	Margin : 6
Probe : CB2_FCC_EFS_B091_1-18GHz_3M_0117 - VERTICAL	Power : AC 120V / 60Hz
EUT : Mimosa C5c	Note : 802.11ac(20M)_5580MHz Mode 1: Tx-Dish ANT

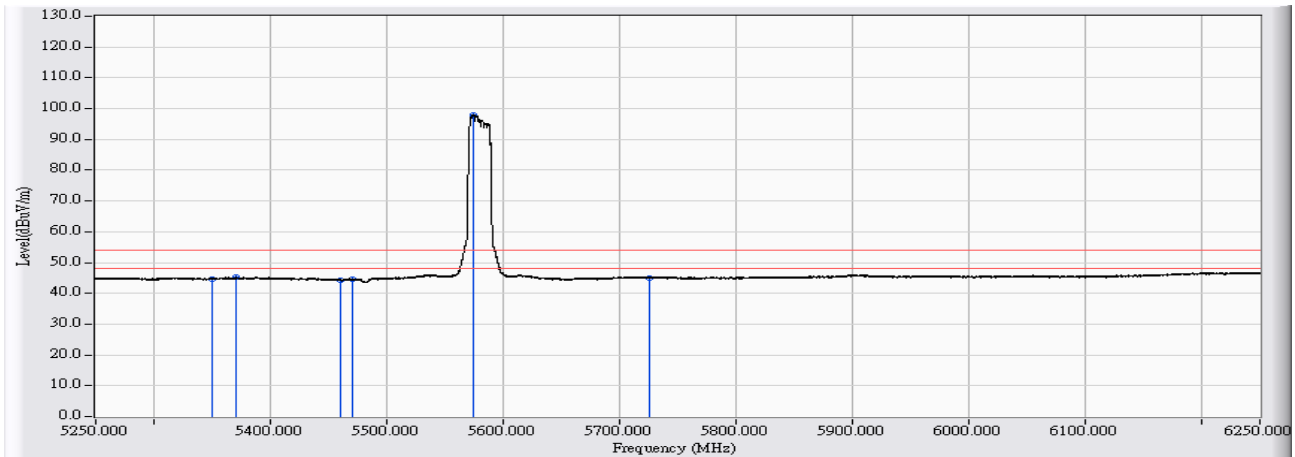


	Frequency (MHz)	Correct Factor (dB)	Reading Level (dBuV)	Measure Level (dBuV/m)	Margin (dB)	Limit (dBuV/m)	Detector Type
1	5460.000	24.442	31.795	56.237	-12.063	68.300	PEAK
2	5469.078	24.454	33.324	57.778	-10.522	68.300	PEAK
3	5470.000	24.455	31.504	55.959	-12.341	68.300	PEAK
4	* 5582.367	24.711	84.413	109.124	35.124	74.000	PEAK
5	5725.000	25.090	32.276	57.366	-10.934	68.300	PEAK
6	6062.319	26.122	34.341	60.463	-7.837	68.300	PEAK

Note:

1. All readings above 1GHz are performed with peak and/or average measurements as necessary.
2. Peak measurements: RBW = 1MHz, VBW = 1MHz, Sweep: Auto.
3. Average measurements: RBW = 1MHz, VBW = 10 Hz, Sweep: Auto.
4. " * ", means this data is the worst emission level.
5. Measurement Level = Reading Level + Correct Factor.
6. The average measurement was not performed when the peak measured data under the limit of average detection.

Site : CB2-H	Time : 2017/03/14
Limit : FCC_SpartC_15.209_03M_AV	Margin : 6
Probe : CB2_FCC_EFS_B091_1-18GHz_3M_0117 - VERTICAL	Power : AC 120V / 60Hz
EUT : Mimosa C5c	Note : 802.11ac(20M)_5580MHz Mode 1: Tx-Dish ANT

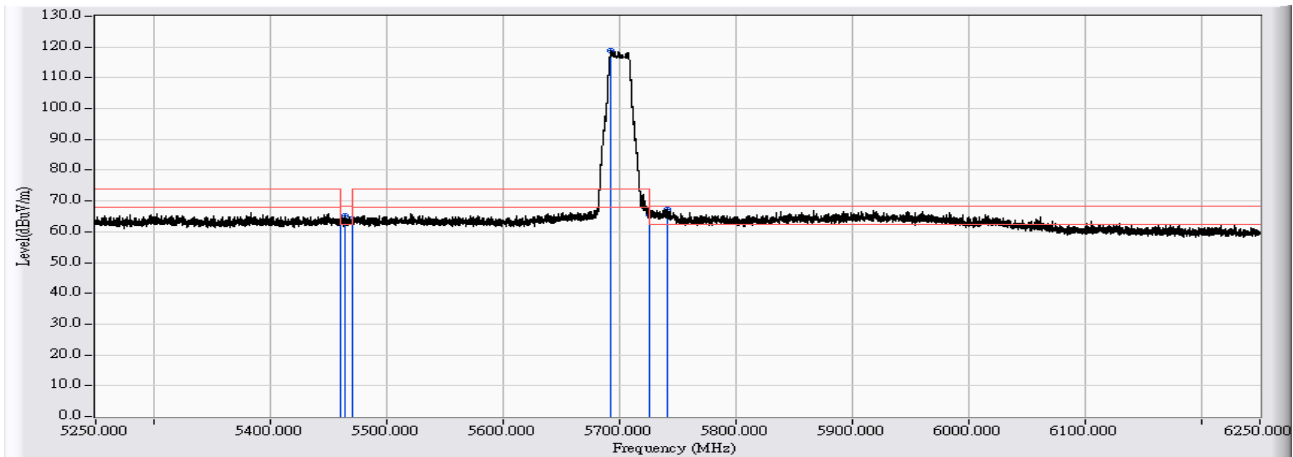


	Frequency (MHz)	Correct Factor (dB)	Reading Level (dBuV)	Measure Level (dBuV/m)	Margin (dB)	Limit (dBuV/m)	Detector Type
1	5350.000	24.303	20.396	44.699	-9.301	54.000	AVERAGE
2	5369.988	24.327	20.845	45.172	-8.828	54.000	AVERAGE
3	5460.000	24.442	19.906	44.348	-9.652	54.000	AVERAGE
4	5470.000	24.455	20.021	44.476	-9.524	54.000	AVERAGE
5	* 5574.567	24.691	73.265	97.956	43.956	54.000	AVERAGE
6	5725.000	25.090	20.019	45.109	-8.891	54.000	AVERAGE

Note:

1. All readings above 1GHz are performed with peak and/or average measurements as necessary.
2. Peak measurements: RBW = 1MHz, VBW = 1MHz, Sweep: Auto.
3. Average measurements: RBW = 1MHz, VBW = 10 Hz, Sweep: Auto.
4. " * ", means this data is the worst emission level.
5. Measurement Level = Reading Level + Correct Factor.
6. The average measurement was not performed when the peak measured data under the limit of average detection.

Site : CB2-H	Time : 2017/03/14
Limit : FCC_SPARTE_15.407_H_BAND3_03M_PK	Margin : 6
Probe : CB2_FCC_EFS_B091_1-18GHz_3M_0117 - HORIZONTAL	Power : AC 120V / 60Hz
EUT : Mimosa C5c	Note : 802.11ac(20M)_5700MHz Mode 1: Tx-Dish ANT

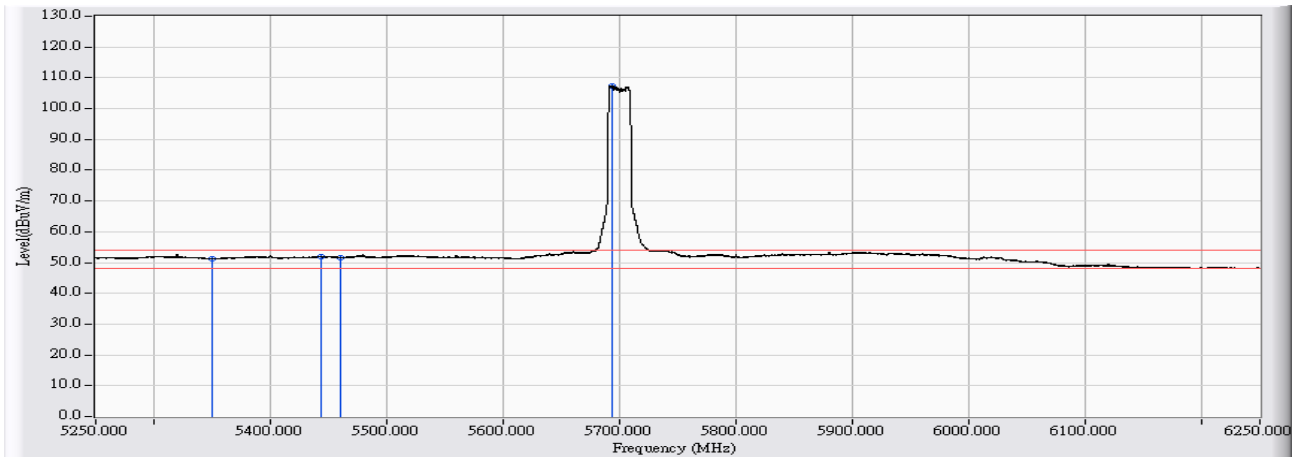


	Frequency (MHz)	Correct Factor (dB)	Reading Level (dBuV)	Measure Level (dBuV/m)	Margin (dB)	Limit (dBuV/m)	Detector Type
1	5460.000	24.442	38.811	63.253	-5.047	68.300	PEAK
2	5463.778	24.448	40.835	65.282	-3.018	68.300	PEAK
3	5470.000	24.455	39.847	64.302	-3.998	68.300	PEAK
4	* 5692.356	24.992	93.722	118.714	44.714	74.000	PEAK
5	5725.000	25.090	40.536	65.626	-2.674	68.300	PEAK
6	5741.351	25.141	41.952	67.093	-1.207	68.300	PEAK

Note:

1. All readings above 1GHz are performed with peak and/or average measurements as necessary.
2. Peak measurements: RBW = 1MHz, VBW = 1MHz, Sweep: Auto.
3. Average measurements: RBW = 1MHz, VBW = 10 Hz, Sweep: Auto.
4. " * ", means this data is the worst emission level.
5. Measurement Level = Reading Level + Correct Factor.
6. The average measurement was not performed when the peak measured data under the limit of average detection.

Site : CB2-H	Time : 2017/03/14
Limit : FCC_SpartC_15.209_03M_AV	Margin : 6
Probe : CB2_FCC_EFS_B091_1-18GHz_3M_0117 - HORIZONTAL	Power : AC 120V / 60Hz
EUT : Mimosa C5c	Note : 802.11ac(20M)_5700MHz Mode 1: Tx-Dish ANT

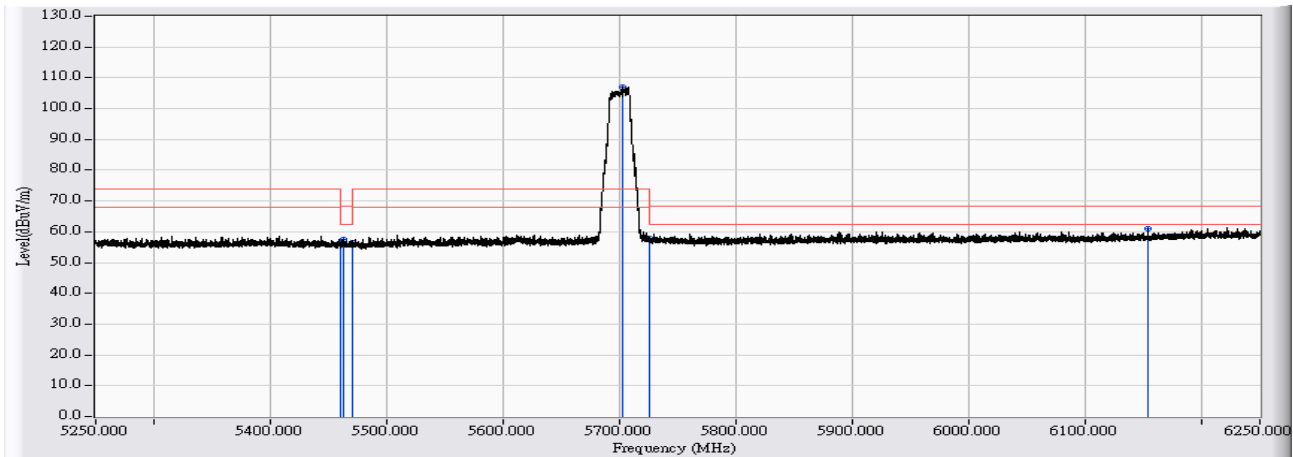


	Frequency (MHz)	Correct Factor (dB)	Reading Level (dBuV)	Measure Level (dBuV/m)	Margin (dB)	Limit (dBuV/m)	Detector Type
1	5350.000	24.303	27.030	51.333	-2.667	54.000	AVERAGE
2	5443.481	24.420	27.573	51.993	-2.007	54.000	AVERAGE
3	5460.000	24.442	27.137	51.579	-2.421	54.000	AVERAGE
4	* 5693.056	24.993	82.443	107.437	53.437	54.000	AVERAGE

Note:

1. All readings above 1GHz are performed with peak and/or average measurements as necessary.
2. Peak measurements: RBW = 1MHz, VBW = 1MHz, Sweep: Auto.
3. Average measurements: RBW = 1MHz, VBW = 10 Hz, Sweep: Auto.
4. “ * ”, means this data is the worst emission level.
5. Measurement Level = Reading Level + Correct Factor.
6. The average measurement was not performed when the peak measured data under the limit of average detection.

Site : CB2-H	Time : 2017/03/14
Limit : FCC_SPARTE_15.407_H_BAND3_03M_PK	Margin : 6
Probe : CB2_FCC_EFS_B091_1-18GHz_3M_0117 - VERTICAL	Power : AC 120V / 60Hz
EUT : Mimosa C5c	Note : 802.11ac(20M)_5700MHz Mode 1: Tx-Dish ANT

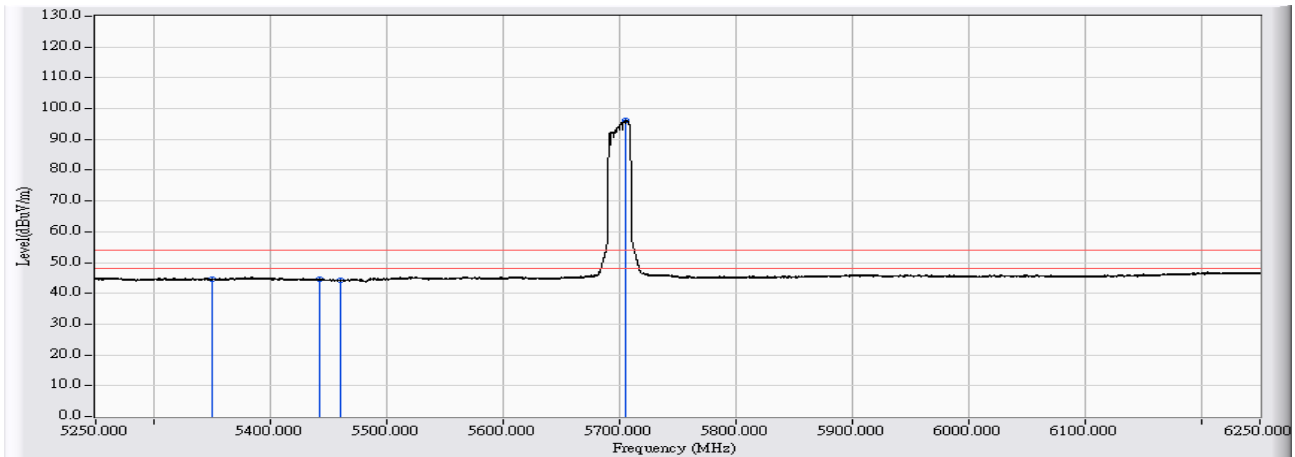


	Frequency (MHz)	Correct Factor (dB)	Reading Level (dBuV)	Measure Level (dBuV/m)	Margin (dB)	Limit (dBuV/m)	Detector Type
1	5460.000	24.442	31.793	56.235	-12.065	68.300	PEAK
2	5462.379	24.445	33.164	57.609	-10.691	68.300	PEAK
3	5470.000	24.455	31.988	56.443	-11.857	68.300	PEAK
4	* 5702.655	25.020	82.150	107.170	33.170	74.000	PEAK
5	5725.000	25.090	32.697	57.787	-10.513	68.300	PEAK
6	6153.310	26.507	34.503	61.010	-7.290	68.300	PEAK

Note:

1. All readings above 1GHz are performed with peak and/or average measurements as necessary.
2. Peak measurements: RBW = 1MHz, VBW = 1MHz, Sweep: Auto.
3. Average measurements: RBW = 1MHz, VBW = 10 Hz, Sweep: Auto.
4. " * ", means this data is the worst emission level.
5. Measurement Level = Reading Level + Correct Factor.
6. The average measurement was not performed when the peak measured data under the limit of average detection.

Site : CB2-H	Time : 2017/03/14
Limit : FCC_SpartC_15.209_03M_AV	Margin : 6
Probe : CB2_FCC_EFS_B091_1-18GHz_3M_0117 - VERTICAL	Power : AC 120V / 60Hz
EUT : Mimosa C5c	Note : 802.11ac(20M)_5700MHz Mode 1: Tx-Dish ANT

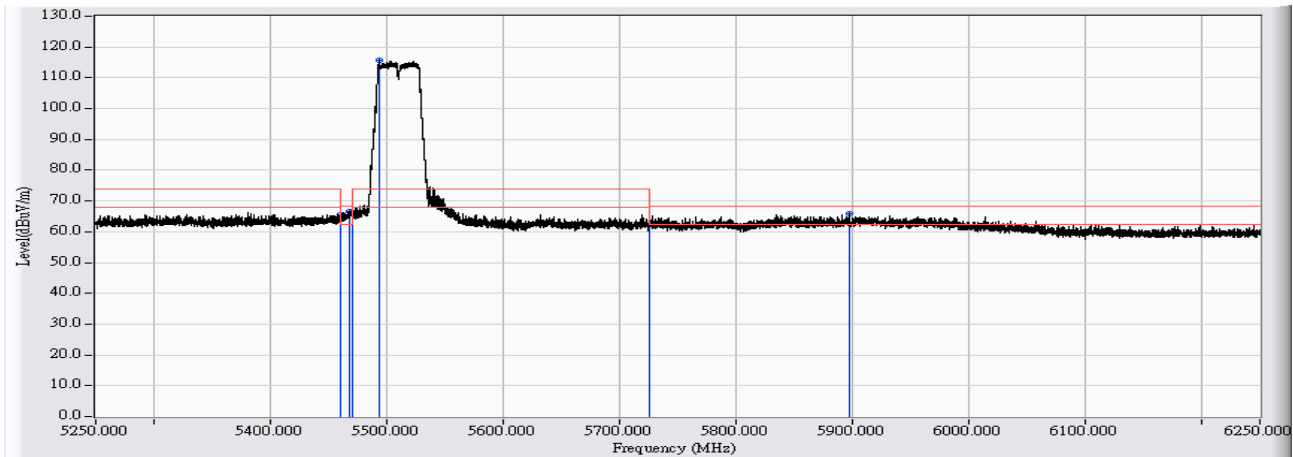


		Frequency (MHz)	Correct Factor (dB)	Reading Level (dBuV)	Measure Level (dBuV/m)	Margin (dB)	Limit (dBuV/m)	Detector Type
1		5350.000	24.303	20.285	44.588	-9.412	54.000	AVERAGE
2		5442.181	24.419	20.358	44.777	-9.223	54.000	AVERAGE
3		5460.000	24.442	19.792	44.234	-9.766	54.000	AVERAGE
4	*	5705.454	25.029	71.163	96.191	42.191	54.000	AVERAGE

Note:

1. All readings above 1GHz are performed with peak and/or average measurements as necessary.
2. Peak measurements: RBW = 1MHz, VBW = 1MHz, Sweep: Auto.
3. Average measurements: RBW = 1MHz, VBW = 10 Hz, Sweep: Auto.
4. “ * ”, means this data is the worst emission level.
5. Measurement Level = Reading Level + Correct Factor.
6. The average measurement was not performed when the peak measured data under the limit of average detection.

Site : CB2-H	Time : 2017/03/14
Limit : FCC_SPARTE_15.407_H_BAND3_03M_PK	Margin : 6
Probe : CB2_FCC_EFS_B091_1-18GHz_3M_0117 - HORIZONTAL	Power : AC 120V / 60Hz
EUT : Mimosa C5c	Note : 802.11ac(40M)_5510MHz Mode 1: Tx-Dish ANT

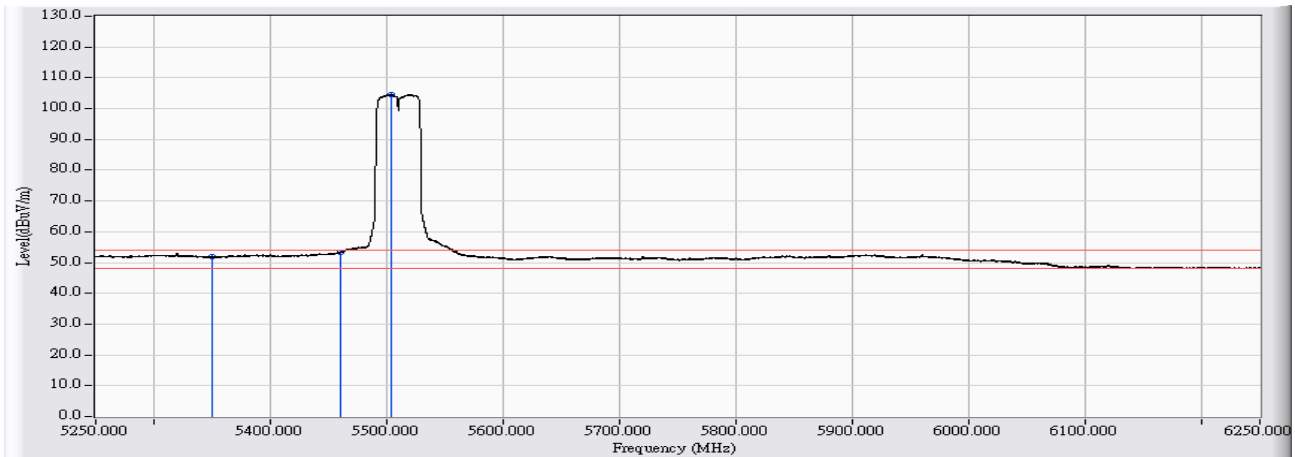


	Frequency (MHz)	Correct Factor (dB)	Reading Level (dBuV)	Measure Level (dBuV/m)	Margin (dB)	Limit (dBuV/m)	Detector Type
1	5460.000	24.442	41.033	65.475	-2.825	68.300	PEAK
2	5468.578	24.452	42.161	66.614	-1.686	68.300	PEAK
3	5470.000	24.455	41.664	66.119	-2.181	68.300	PEAK
4	* 5493.276	24.488	91.202	115.690	41.690	74.000	PEAK
5	5725.000	25.090	37.492	62.582	-5.718	68.300	PEAK
6	5897.335	25.616	40.342	65.958	-2.342	68.300	PEAK

Note:

1. All readings above 1GHz are performed with peak and/or average measurements as necessary.
2. Peak measurements: RBW = 1MHz, VBW = 1MHz, Sweep: Auto.
3. Average measurements: RBW = 1MHz, VBW = 10 Hz, Sweep: Auto.
4. " * ", means this data is the worst emission level.
5. Measurement Level = Reading Level + Correct Factor.
6. The average measurement was not performed when the peak measured data under the limit of average detection.

Site : CB2-H	Time : 2017/03/14
Limit : FCC_SpartC_15.209_03M_AV	Margin : 6
Probe : CB2_FCC_EFS_B091_1-18GHz_3M_0117 - HORIZONTAL	Power : AC 120V / 60Hz
EUT : Mimosa C5c	Note : 802.11ac(40M)_5510MHz Mode 1: Tx-Dish ANT

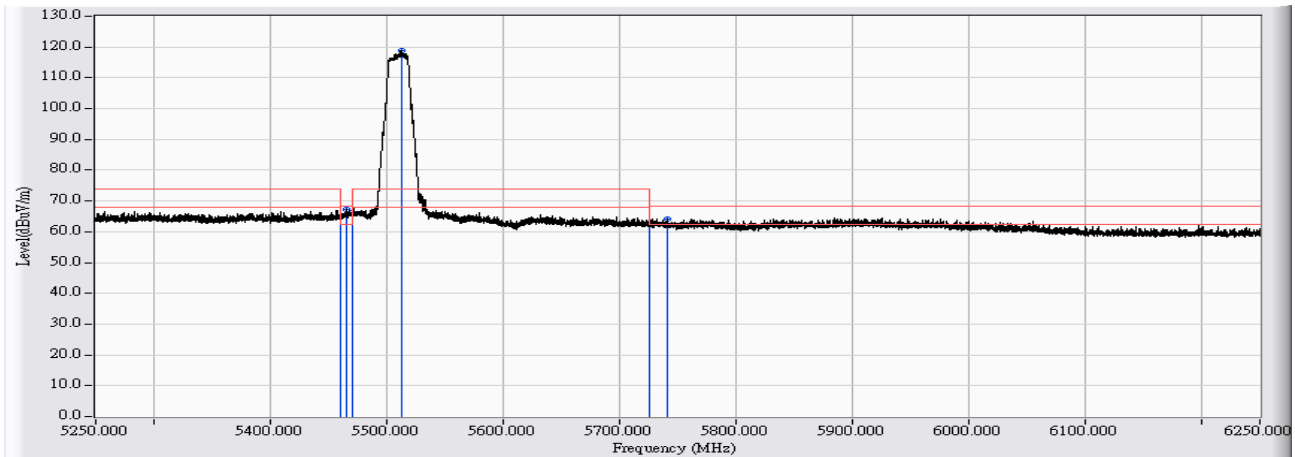


		Frequency (MHz)	Correct Factor (dB)	Reading Level (dBuV)	Measure Level (dBuV/m)	Margin (dB)	Limit (dBuV/m)	Detector Type
1		5350.000	24.303	27.498	51.801	-2.199	54.000	AVERAGE
2		5459.679	24.442	28.834	53.276	-0.724	54.000	AVERAGE
3		5460.000	24.442	28.755	53.197	-0.803	54.000	AVERAGE
4	*	5504.375	24.507	80.164	104.671	50.671	54.000	AVERAGE

Note:

1. All readings above 1GHz are performed with peak and/or average measurements as necessary.
2. Peak measurements: RBW = 1MHz, VBW = 1MHz, Sweep: Auto.
3. Average measurements: RBW = 1MHz, VBW = 10 Hz, Sweep: Auto.
4. “ * ”, means this data is the worst emission level.
5. Measurement Level = Reading Level + Correct Factor.
6. The average measurement was not performed when the peak measured data under the limit of average detection.

Site : CB2-H	Time : 2017/03/14
Limit : FCC_SPARTE_15.407_H_BAND3_03M_PK	Margin : 6
Probe : CB2_FCC_EFS_B091_1-18GHz_3M_0117 - VERTICAL	Power : AC 120V / 60Hz
EUT : Mimosa C5c	Note : 802.11ac(40M)_5510MHz Mode 1: Tx-Dish ANT

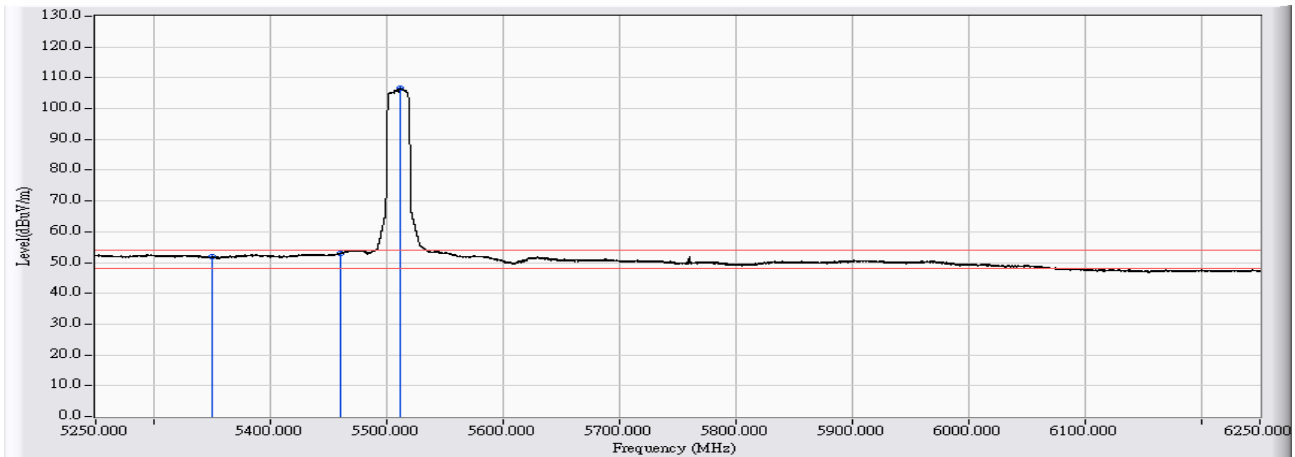


	Frequency (MHz)	Correct Factor (dB)	Reading Level (dBuV)	Measure Level (dBuV/m)	Margin (dB)	Limit (dBuV/m)	Detector Type
1	5460.000	24.442	40.408	64.850	-3.450	68.300	PEAK
2	5464.978	24.449	42.734	67.183	-1.117	68.300	PEAK
3	5470.000	24.455	41.619	66.074	-2.226	68.300	PEAK
4	* 5513.174	24.530	94.334	118.863	44.863	74.000	PEAK
5	5725.000	25.090	37.520	62.610	-5.690	68.300	PEAK
6	5740.851	25.140	39.139	64.278	-4.022	68.300	PEAK

Note:

1. All readings above 1GHz are performed with peak and/or average measurements as necessary.
2. Peak measurements: RBW = 1MHz, VBW = 1MHz, Sweep: Auto.
3. Average measurements: RBW = 1MHz, VBW = 10 Hz, Sweep: Auto.
4. " * ", means this data is the worst emission level.
5. Measurement Level = Reading Level + Correct Factor.
6. The average measurement was not performed when the peak measured data under the limit of average detection.

Site : CB2-H	Time : 2017/03/14
Limit : FCC_SpartC_15.209_03M_AV	Margin : 6
Probe : CB2_FCC_EFS_B091_1-18GHz_3M_0117 - VERTICAL	Power : AC 120V / 60Hz
EUT : Mimosa C5c	Note : 802.11ac(40M)_5510MHz Mode 1: Tx-Dish ANT

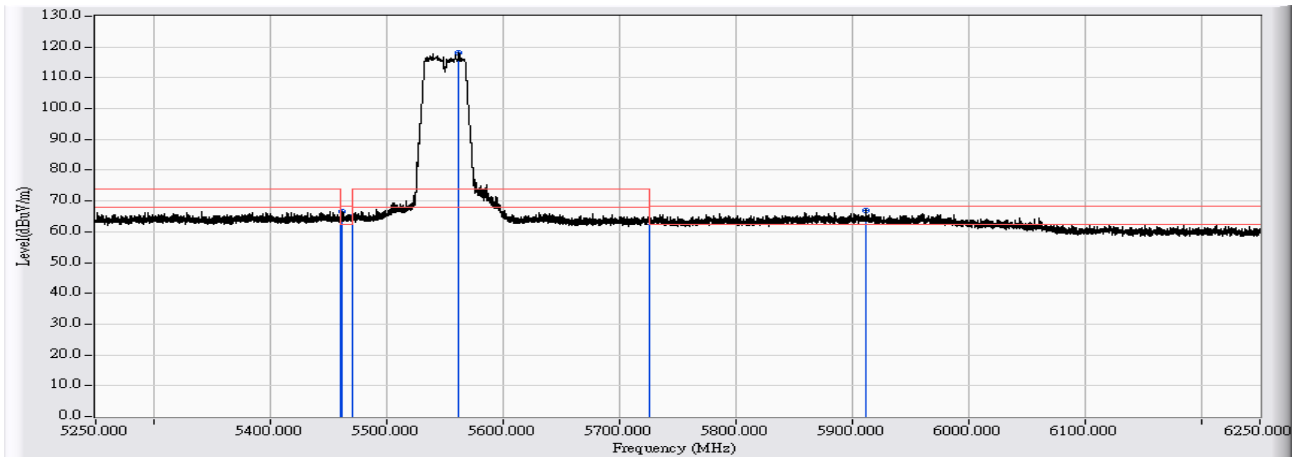


		Frequency (MHz)	Correct Factor (dB)	Reading Level (dBuV)	Measure Level (dBuV/m)	Margin (dB)	Limit (dBuV/m)	Detector Type
1		5350.000	24.303	27.492	51.795	-2.205	54.000	AVERAGE
2		5459.679	24.442	28.493	52.935	-1.065	54.000	AVERAGE
3		5460.000	24.442	28.456	52.898	-1.102	54.000	AVERAGE
4	*	5511.374	24.524	82.084	106.608	52.608	54.000	AVERAGE

Note:

1. All readings above 1GHz are performed with peak and/or average measurements as necessary.
2. Peak measurements: RBW = 1MHz, VBW = 1MHz, Sweep: Auto.
3. Average measurements: RBW = 1MHz, VBW = 10 Hz, Sweep: Auto.
4. “ * ”, means this data is the worst emission level.
5. Measurement Level = Reading Level + Correct Factor.
6. The average measurement was not performed when the peak measured data under the limit of average detection.

Site : CB2-H	Time : 2017/03/14
Limit : FCC_SPARTE_15.407_H_BAND3_03M_PK	Margin : 6
Probe : CB2_FCC_EFS_B091_1-18GHz_3M_0117 - HORIZONTAL	Power : AC 120V / 60Hz
EUT : Mimosa C5c	Note : 802.11ac(40M)_5550MHz Mode 1: Tx-Dish ANT

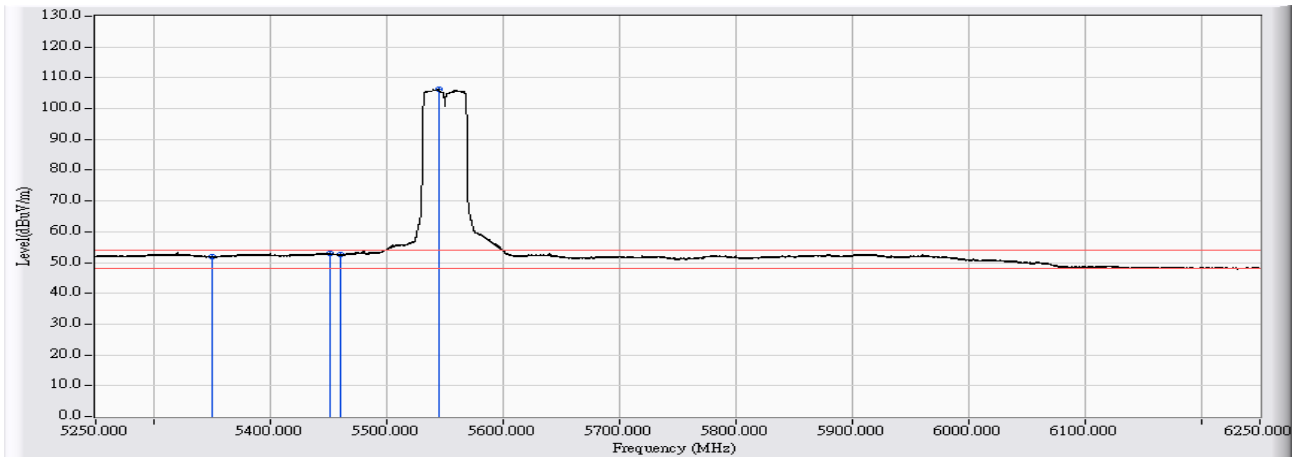


	Frequency (MHz)	Correct Factor (dB)	Reading Level (dBuV)	Measure Level (dBuV/m)	Margin (dB)	Limit (dBuV/m)	Detector Type
1	5460.000	24.442	39.257	63.699	-4.601	68.300	PEAK
2	5461.079	24.443	42.275	66.718	-1.582	68.300	PEAK
3	5470.000	24.455	40.480	64.935	-3.365	68.300	PEAK
4	* 5562.169	24.658	93.548	118.206	44.206	74.000	PEAK
5	5725.000	25.090	37.984	63.074	-5.226	68.300	PEAK
6	5911.134	25.652	41.333	66.985	-1.315	68.300	PEAK

Note:

1. All readings above 1GHz are performed with peak and/or average measurements as necessary.
2. Peak measurements: RBW = 1MHz, VBW = 1MHz, Sweep: Auto.
3. Average measurements: RBW = 1MHz, VBW = 10 Hz, Sweep: Auto.
4. " * ", means this data is the worst emission level.
5. Measurement Level = Reading Level + Correct Factor.
6. The average measurement was not performed when the peak measured data under the limit of average detection.

Site : CB2-H	Time : 2017/03/14
Limit : FCC_SpartC_15.209_03M_AV	Margin : 6
Probe : CB2_FCC_EFS_B091_1-18GHz_3M_0117 - HORIZONTAL	Power : AC 120V / 60Hz
EUT : Mimosa C5c	Note : 802.11ac(40M)_5550MHz Mode 1: Tx-Dish ANT

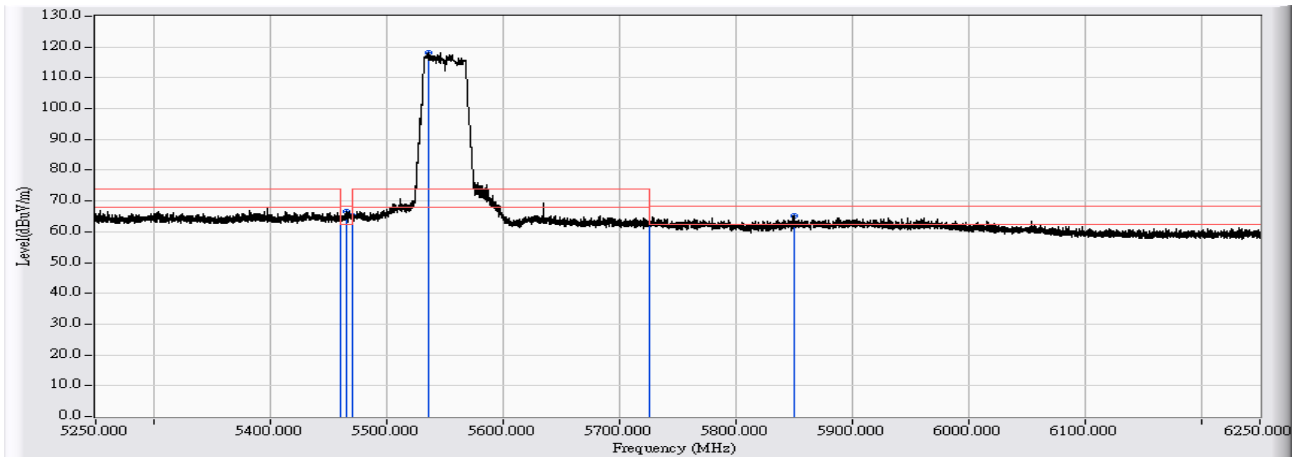


	Frequency (MHz)	Correct Factor (dB)	Reading Level (dBuV)	Measure Level (dBuV/m)	Margin (dB)	Limit (dBuV/m)	Detector Type
1	5350.000	24.303	27.659	51.962	-2.038	54.000	AVERAGE
2	5451.780	24.431	28.558	52.989	-1.011	54.000	AVERAGE
3	5460.000	24.442	28.099	52.541	-1.459	54.000	AVERAGE
4	* 5544.270	24.612	81.566	106.177	52.177	54.000	AVERAGE

Note:

1. All readings above 1GHz are performed with peak and/or average measurements as necessary.
2. Peak measurements: RBW = 1MHz, VBW = 1MHz, Sweep: Auto.
3. Average measurements: RBW = 1MHz, VBW = 10 Hz, Sweep: Auto.
4. “ * ”, means this data is the worst emission level.
5. Measurement Level = Reading Level + Correct Factor.
6. The average measurement was not performed when the peak measured data under the limit of average detection.

Site : CB2-H	Time : 2017/03/14
Limit : FCC_SPARTE_15.407_H_BAND3_03M_PK	Margin : 6
Probe : CB2_FCC_EFS_B091_1-18GHz_3M_0117 - VERTICAL	Power : AC 120V / 60Hz
EUT : Mimosa C5c	Note : 802.11ac(40M)_5550MHz Mode 1: Tx-Dish ANT

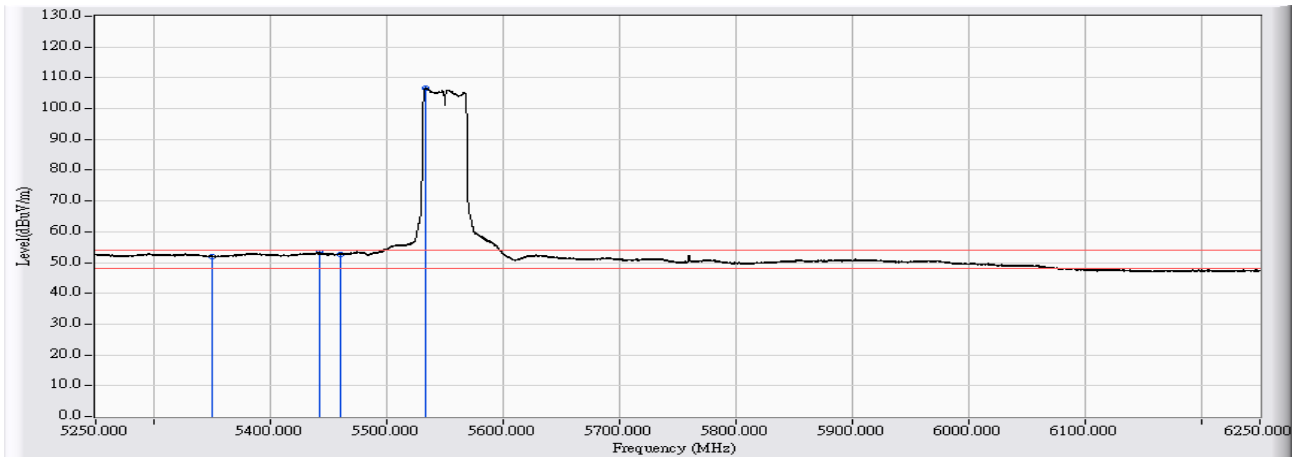


	Frequency (MHz)	Correct Factor (dB)	Reading Level (dBuV)	Measure Level (dBuV/m)	Margin (dB)	Limit (dBuV/m)	Detector Type
1	5460.000	24.442	39.581	64.023	-4.277	68.300	PEAK
2	5465.278	24.448	42.037	66.486	-1.814	68.300	PEAK
3	5470.000	24.455	40.859	65.314	-2.986	68.300	PEAK
4	* 5535.271	24.587	93.547	118.134	44.134	74.000	PEAK
5	5725.000	25.090	37.671	62.761	-5.539	68.300	PEAK
6	5849.440	25.471	39.644	65.115	-3.185	68.300	PEAK

Note:

1. All readings above 1GHz are performed with peak and/or average measurements as necessary.
2. Peak measurements: RBW = 1MHz, VBW = 1MHz, Sweep: Auto.
3. Average measurements: RBW = 1MHz, VBW = 10 Hz, Sweep: Auto.
4. " * ", means this data is the worst emission level.
5. Measurement Level = Reading Level + Correct Factor.
6. The average measurement was not performed when the peak measured data under the limit of average detection.

Site : CB2-H	Time : 2017/03/14
Limit : FCC_SpartC_15.209_03M_AV	Margin : 6
Probe : CB2_FCC_EFS_B091_1-18GHz_3M_0117 - VERTICAL	Power : AC 120V / 60Hz
EUT : Mimosa C5c	Note : 802.11ac(40M)_5550MHz Mode 1: Tx-Dish ANT

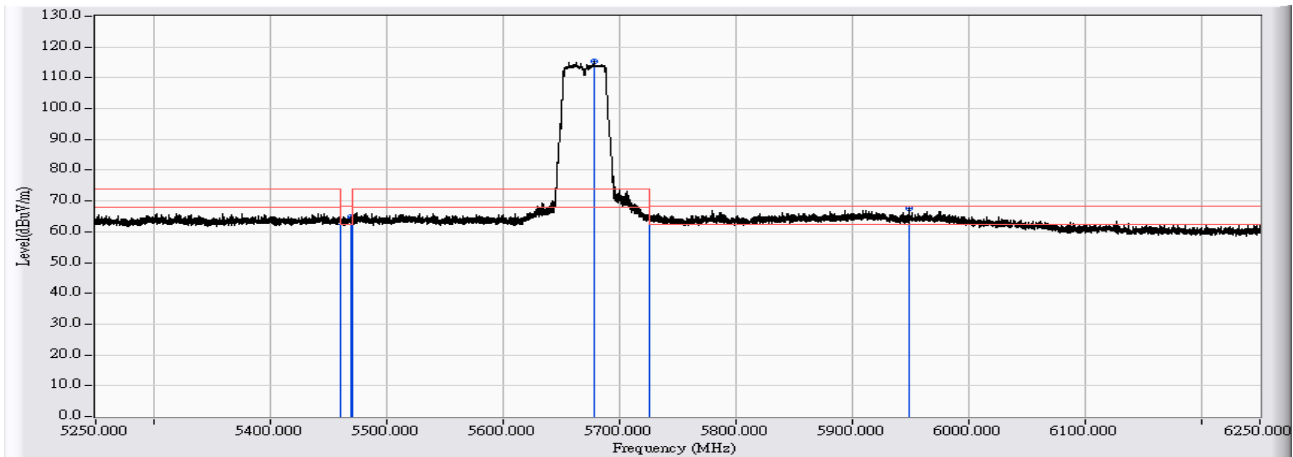


	Frequency (MHz)	Correct Factor (dB)	Reading Level (dBuV)	Measure Level (dBuV/m)	Margin (dB)	Limit (dBuV/m)	Detector Type
1	5350.000	24.303	27.602	51.905	-2.095	54.000	AVERAGE
2	5442.281	24.419	28.744	53.163	-0.837	54.000	AVERAGE
3	5460.000	24.442	28.198	52.640	-1.360	54.000	AVERAGE
4	* 5533.472	24.583	82.148	106.731	52.731	54.000	AVERAGE

Note:

1. All readings above 1GHz are performed with peak and/or average measurements as necessary.
2. Peak measurements: RBW = 1MHz, VBW = 1MHz, Sweep: Auto.
3. Average measurements: RBW = 1MHz, VBW = 10 Hz, Sweep: Auto.
4. “ * ”, means this data is the worst emission level.
5. Measurement Level = Reading Level + Correct Factor.
6. The average measurement was not performed when the peak measured data under the limit of average detection.

Site : CB2-H	Time : 2017/03/14
Limit : FCC_SPARTE_15.407_H_BAND3_03M_PK	Margin : 6
Probe : CB2_FCC_EFS_B091_1-18GHz_3M_0117 - HORIZONTAL	Power : AC 120V / 60Hz
EUT : Mimosa C5c	Note : 802.11ac(40M)_5670MHz Mode 1: Tx-Dish ANT

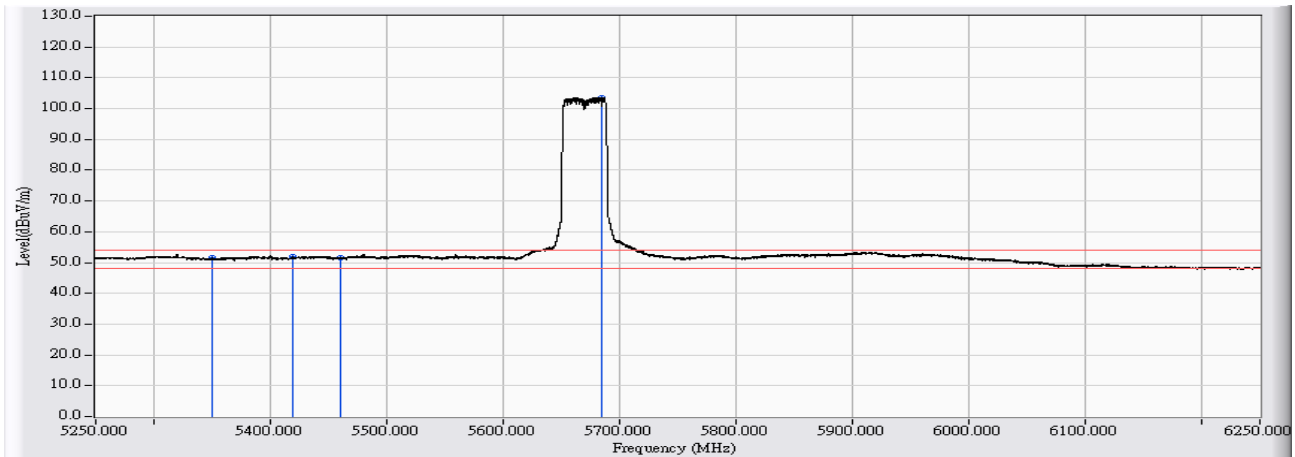


	Frequency (MHz)	Correct Factor (dB)	Reading Level (dBuV)	Measure Level (dBuV/m)	Margin (dB)	Limit (dBuV/m)	Detector Type
1	5460.000	24.442	38.781	63.223	-5.077	68.300	PEAK
2	5469.178	24.454	40.522	64.976	-3.324	68.300	PEAK
3	5470.000	24.455	39.894	64.349	-3.951	68.300	PEAK
4	* 5678.257	24.957	90.450	115.406	41.406	74.000	PEAK
5	5725.000	25.090	39.224	64.314	-3.986	68.300	PEAK
6	5948.130	25.743	41.738	67.480	-0.820	68.300	PEAK

Note:

1. All readings above 1GHz are performed with peak and/or average measurements as necessary.
2. Peak measurements: RBW = 1MHz, VBW = 1MHz, Sweep: Auto.
3. Average measurements: RBW = 1MHz, VBW = 10 Hz, Sweep: Auto.
4. " * ", means this data is the worst emission level.
5. Measurement Level = Reading Level + Correct Factor.
6. The average measurement was not performed when the peak measured data under the limit of average detection.

Site : CB2-H	Time : 2017/03/14
Limit : FCC_SpartC_15.209_03M_AV	Margin : 6
Probe : CB2_FCC_EFS_B091_1-18GHz_3M_0117 - HORIZONTAL	Power : AC 120V / 60Hz
EUT : Mimosa C5c	Note : 802.11ac(40M)_5670MHz Mode 1: Tx-Dish ANT

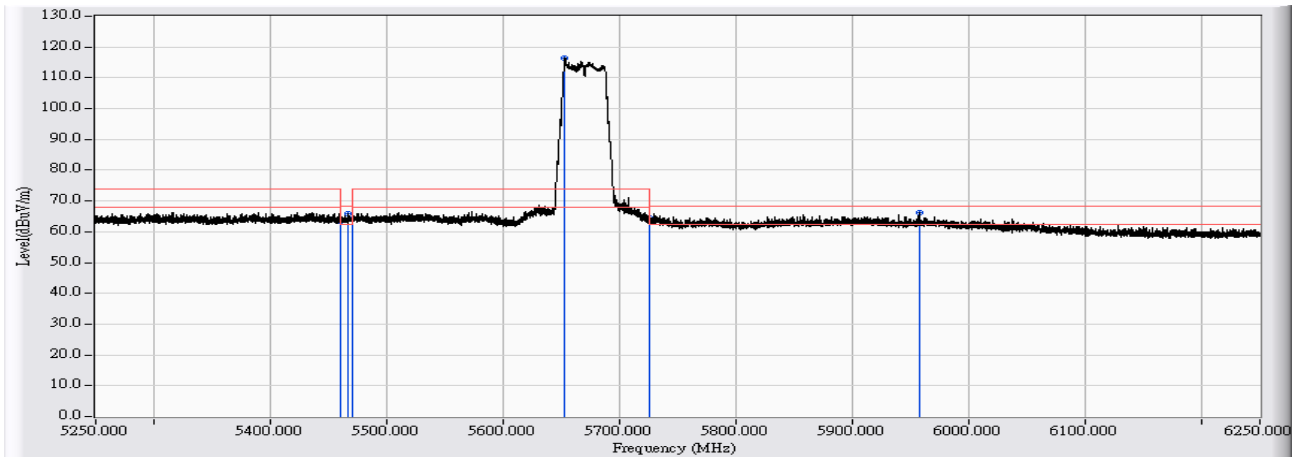


	Frequency (MHz)	Correct Factor (dB)	Reading Level (dBuV)	Measure Level (dBuV/m)	Margin (dB)	Limit (dBuV/m)	Detector Type
1	5350.000	24.303	27.269	51.572	-2.428	54.000	AVERAGE
2	5418.883	24.389	27.416	51.804	-2.196	54.000	AVERAGE
3	5460.000	24.442	27.085	51.527	-2.473	54.000	AVERAGE
4	* 5684.356	24.971	78.710	103.682	49.682	54.000	AVERAGE

Note:

1. All readings above 1GHz are performed with peak and/or average measurements as necessary.
2. Peak measurements: RBW = 1MHz, VBW = 1MHz, Sweep: Auto.
3. Average measurements: RBW = 1MHz, VBW = 10 Hz, Sweep: Auto.
4. “ * ”, means this data is the worst emission level.
5. Measurement Level = Reading Level + Correct Factor.
6. The average measurement was not performed when the peak measured data under the limit of average detection.

Site : CB2-H	Time : 2017/03/14
Limit : FCC_SPARTE_15.407_H_BAND3_03M_PK	Margin : 6
Probe : CB2_FCC_EFS_B091_1-18GHz_3M_0117 - VERTICAL	Power : AC 120V / 60Hz
EUT : Mimosa C5c	Note : 802.11ac(40M)_5670MHz Mode 1: Tx-Dish ANT

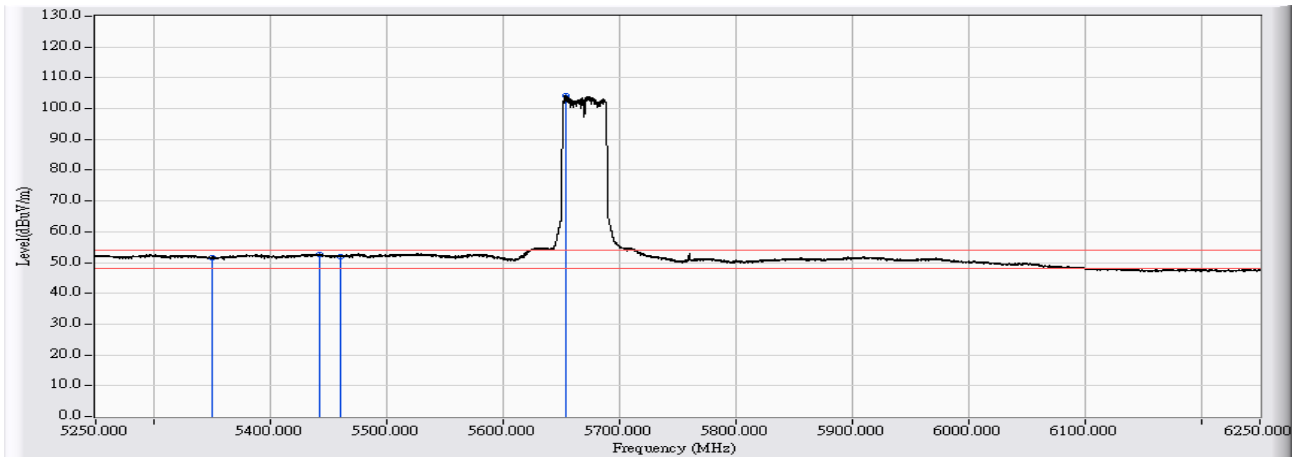


	Frequency (MHz)	Correct Factor (dB)	Reading Level (dBuV)	Measure Level (dBuV/m)	Margin (dB)	Limit (dBuV/m)	Detector Type
1	5460.000	24.442	39.127	63.569	-4.731	68.300	PEAK
2	5466.478	24.451	41.530	65.980	-2.320	68.300	PEAK
3	5470.000	24.455	39.720	64.175	-4.125	68.300	PEAK
4	* 5653.160	24.893	91.385	116.278	42.278	74.000	PEAK
5	5725.000	25.090	39.487	64.577	-3.723	68.300	PEAK
6	5957.129	25.765	40.332	66.096	-2.204	68.300	PEAK

Note:

1. All readings above 1GHz are performed with peak and/or average measurements as necessary.
2. Peak measurements: RBW = 1MHz, VBW = 1MHz, Sweep: Auto.
3. Average measurements: RBW = 1MHz, VBW = 10 Hz, Sweep: Auto.
4. " * ", means this data is the worst emission level.
5. Measurement Level = Reading Level + Correct Factor.
6. The average measurement was not performed when the peak measured data under the limit of average detection.

Site : CB2-H	Time : 2017/03/14
Limit : FCC_SpartC_15.209_03M_AV	Margin : 6
Probe : CB2_FCC_EFS_B091_1-18GHz_3M_0117 - VERTICAL	Power : AC 120V / 60Hz
EUT : Mimosa C5c	Note : 802.11ac(40M)_5670MHz Mode 1: Tx-Dish ANT

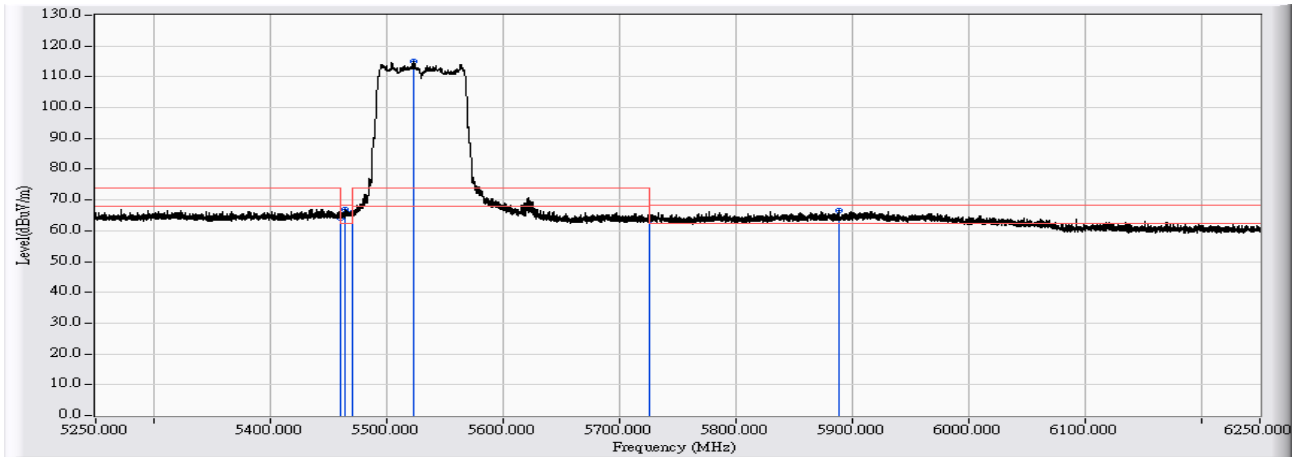


	Frequency (MHz)	Correct Factor (dB)	Reading Level (dBuV)	Measure Level (dBuV/m)	Margin (dB)	Limit (dBuV/m)	Detector Type
1	5350.000	24.303	27.236	51.539	-2.461	54.000	AVERAGE
2	5441.981	24.418	28.375	52.793	-1.207	54.000	AVERAGE
3	5460.000	24.442	27.602	52.044	-1.956	54.000	AVERAGE
4	* 5653.460	24.893	79.212	104.105	50.105	54.000	AVERAGE

Note:

1. All readings above 1GHz are performed with peak and/or average measurements as necessary.
2. Peak measurements: RBW = 1MHz, VBW = 1MHz, Sweep: Auto.
3. Average measurements: RBW = 1MHz, VBW = 10 Hz, Sweep: Auto.
4. “ * ”, means this data is the worst emission level.
5. Measurement Level = Reading Level + Correct Factor.
6. The average measurement was not performed when the peak measured data under the limit of average detection.

Site : CB2-H	Time : 2017/03/14
Limit : FCC_SPARTE_15.407_H_BAND3_03M_PK	Margin : 6
Probe : CB2_FCC_EFS_B091_1-18GHz_3M_0117 - HORIZONTAL	Power : AC 120V / 60Hz
EUT : Mimosa C5c	Note : 802.11ac(80M)_5530MHz Mode 1: Tx-Dish ANT

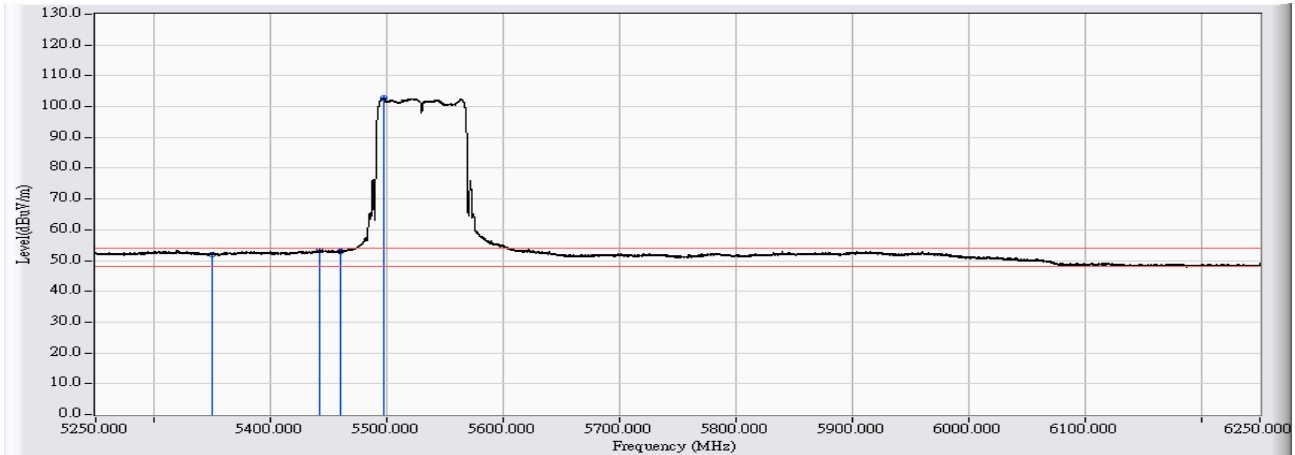


	Frequency (MHz)	Correct Factor (dB)	Reading Level (dBuV)	Measure Level (dBuV/m)	Margin (dB)	Limit (dBuV/m)	Detector Type
1	5460.000	24.442	39.731	64.173	-4.127	68.300	PEAK
2	5464.278	24.448	42.380	66.828	-1.472	68.300	PEAK
3	5470.000	24.455	41.335	65.790	-2.510	68.300	PEAK
4	* 5522.973	24.555	90.290	114.845	40.845	74.000	PEAK
5	5725.000	25.090	38.369	63.459	-4.841	68.300	PEAK
6	5888.336	25.589	41.020	66.609	-1.691	68.300	PEAK

Note:

1. All readings above 1GHz are performed with peak and/or average measurements as necessary.
2. Peak measurements: RBW = 1MHz, VBW = 1MHz, Sweep: Auto.
3. Average measurements: RBW = 1MHz, VBW = 10 Hz, Sweep: Auto.
4. “ * ”, means this data is the worst emission level.
5. Measurement Level = Reading Level + Correct Factor.
6. The average measurement was not performed when the peak measured data under the limit of average detection.

Site : CB2-H	Time : 2017/03/14
Limit : FCC_SpartC_15.209_03M_AV	Margin : 6
Probe : CB2_FCC_EFS_B091_1-18GHz_3M_0117 - HORIZONTAL	Power : AC 120V / 60Hz
EUT : Mimosa C5c	Note : 802.11ac(80M)_5530MHz Mode 1: Tx-Dish ANT

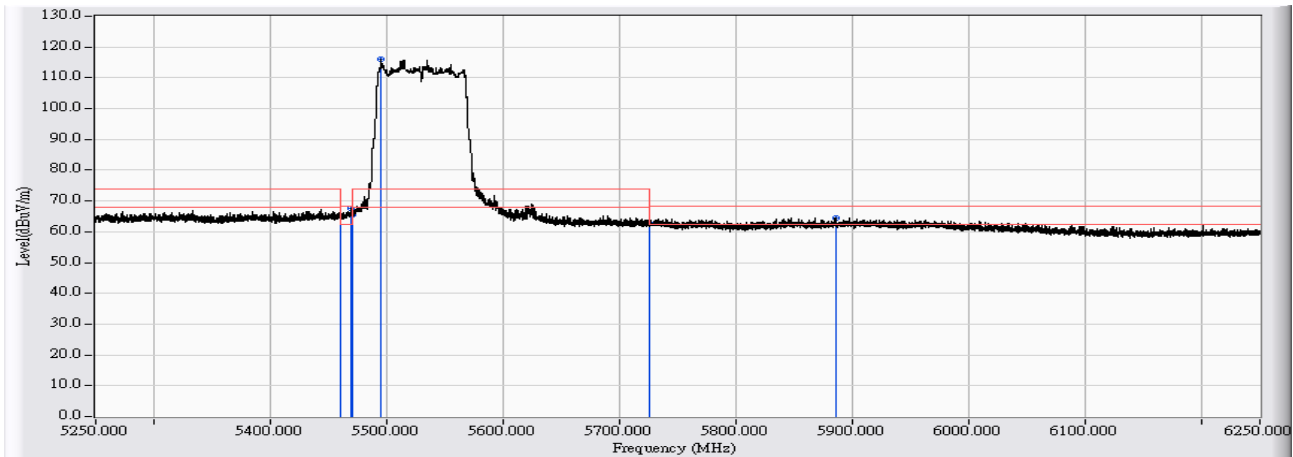


	Frequency (MHz)	Correct Factor (dB)	Reading Level (dBuV)	Measure Level (dBuV/m)	Margin (dB)	Limit (dBuV/m)	Detector Type
1	5350.000	24.303	27.600	51.903	-2.097	54.000	AVERAGE
2	5442.481	24.419	28.977	53.396	-0.604	54.000	AVERAGE
3	5460.000	24.442	28.384	52.826	-1.174	54.000	AVERAGE
4	* 5497.175	24.495	78.186	102.681	48.681	54.000	AVERAGE

Note:

1. All readings above 1GHz are performed with peak and/or average measurements as necessary.
2. Peak measurements: RBW = 1MHz, VBW = 1MHz, Sweep: Auto.
3. Average measurements: RBW = 1MHz, VBW = 10 Hz, Sweep: Auto.
4. “ * ”, means this data is the worst emission level.
5. Measurement Level = Reading Level + Correct Factor.
6. The average measurement was not performed when the peak measured data under the limit of average detection.

Site : CB2-H	Time : 2017/03/14
Limit : FCC_SPARTE_15.407_H_BAND3_03M_PK	Margin : 6
Probe : CB2_FCC_EFS_B091_1-18GHz_3M_0117 - VERTICAL	Power : AC 120V / 60Hz
EUT : Mimosa C5c	Note : 802.11ac(80M)_5530MHz Mode 1: Tx-Dish ANT

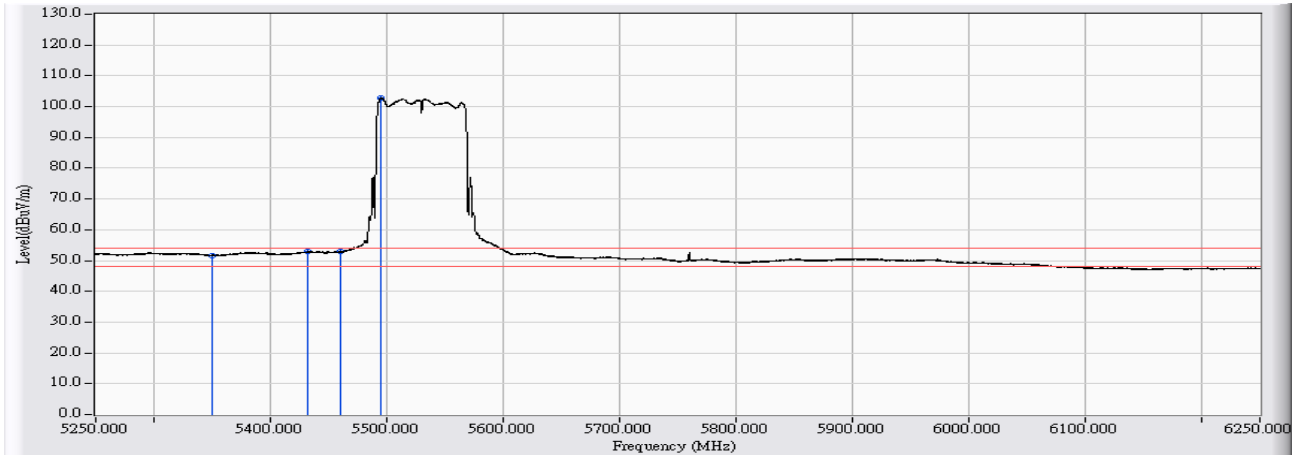


	Frequency (MHz)	Correct Factor (dB)	Reading Level (dBuV)	Measure Level (dBuV/m)	Margin (dB)	Limit (dBuV/m)	Detector Type
1	5460.000	24.442	40.602	65.044	-3.256	68.300	PEAK
2	5469.478	24.454	43.168	67.622	-0.678	68.300	PEAK
3	5470.000	24.455	41.224	65.679	-2.621	68.300	PEAK
4	* 5494.775	24.491	91.537	116.028	42.028	74.000	PEAK
5	5725.000	25.090	37.536	62.626	-5.674	68.300	PEAK
6	5886.336	25.582	38.762	64.345	-3.955	68.300	PEAK

Note:

1. All readings above 1GHz are performed with peak and/or average measurements as necessary.
2. Peak measurements: RBW = 1MHz, VBW = 1MHz, Sweep: Auto.
3. Average measurements: RBW = 1MHz, VBW = 10 Hz, Sweep: Auto.
4. " * ", means this data is the worst emission level.
5. Measurement Level = Reading Level + Correct Factor.
6. The average measurement was not performed when the peak measured data under the limit of average detection.

Site : CB2-H	Time : 2017/03/14
Limit : FCC_SpartC_15.209_03M_AV	Margin : 6
Probe : CB2_FCC_EFS_B091_1-18GHz_3M_0117 - VERTICAL	Power : AC 120V / 60Hz
EUT : Mimosa C5c	Note : 802.11ac(80M)_5530MHz Mode 1: Tx-Dish ANT

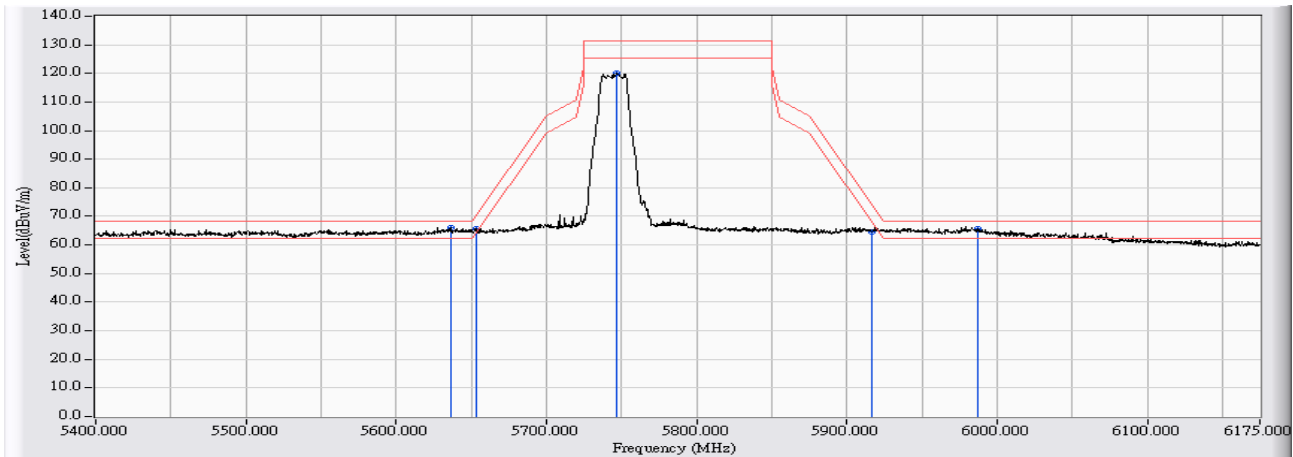


	Frequency (MHz)	Correct Factor (dB)	Reading Level (dBuV)	Measure Level (dBuV/m)	Margin (dB)	Limit (dBuV/m)	Detector Type
1	5350.000	24.303	27.352	51.655	-2.345	54.000	AVERAGE
2	5431.682	24.405	28.518	52.923	-1.077	54.000	AVERAGE
3	5460.000	24.442	28.387	52.829	-1.171	54.000	AVERAGE
4	* 5495.275	24.492	78.448	102.939	48.939	54.000	AVERAGE

Note:

1. All readings above 1GHz are performed with peak and/or average measurements as necessary.
2. Peak measurements: RBW = 1MHz, VBW = 1MHz, Sweep: Auto.
3. Average measurements: RBW = 1MHz, VBW = 10 Hz, Sweep: Auto.
4. “ * ”, means this data is the worst emission level.
5. Measurement Level = Reading Level + Correct Factor.
6. The average measurement was not performed when the peak measured data under the limit of average detection.

Site : CB4-H	Time : 2017/01/10
Limit : FCC_Part15E_2016_B4_03M_PK	Margin : 6
Probe : CB4-H_FCC_EFS_B432_1-18GHz_3M_1116 - HORIZONTAL	Power : AC 120 V / 60Hz
EUT : Mimosa C5c	Note : 802.11ac(20M)_5745MHz Mode 1: Tx-Dish ANT

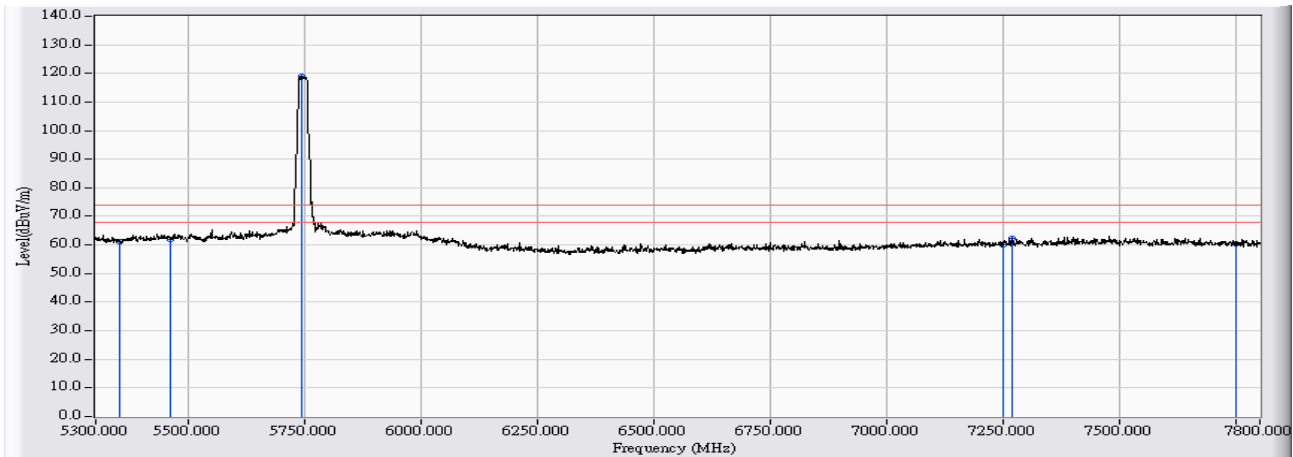


		Frequency (MHz)	Correct Factor (dB)	Reading Level (dBuV)	Measure Level (dBuV/m)	Margin (dB)	Limit (dBuV/m)	Detector Type
1	*	5635.987	25.479	40.751	66.230	-1.970	68.200	PEAK
2		5653.812	25.518	40.139	65.657	-5.364	71.021	PEAK
3		5747.200	25.752	94.216	119.968	-11.232	131.200	PEAK
4		5916.538	26.217	38.371	64.587	-9.875	74.462	PEAK
5		5987.062	26.372	39.443	65.815	-2.385	68.200	PEAK

Note:

1. All readings above 1GHz are performed with peak and/or average measurements as necessary.
2. Peak measurements: RBW = 1MHz, VBW = 1MHz, Sweep: Auto.
3. Average measurements: RBW = 1MHz, VBW = 10 Hz, Sweep: Auto.
4. “ * ”, means this data is the worst emission level.
5. Measurement Level = Reading Level + Correct Factor.
6. The average measurement was not performed when the peak measured data under the limit of average detection.

Site : CB4-H	Time : 2017/01/10
Limit : FCC_SpartC_15.209_03M_PK	Margin : 6
Probe : CB4-H_FCC_EFS_B432_1-18GHz_3M_1116 - HORIZONTAL	Power : AC 120 V / 60Hz
EUT : Mimosa C5c	Note : 802.11ac(20M)_5745MHz Mode 1: Tx-Dish ANT

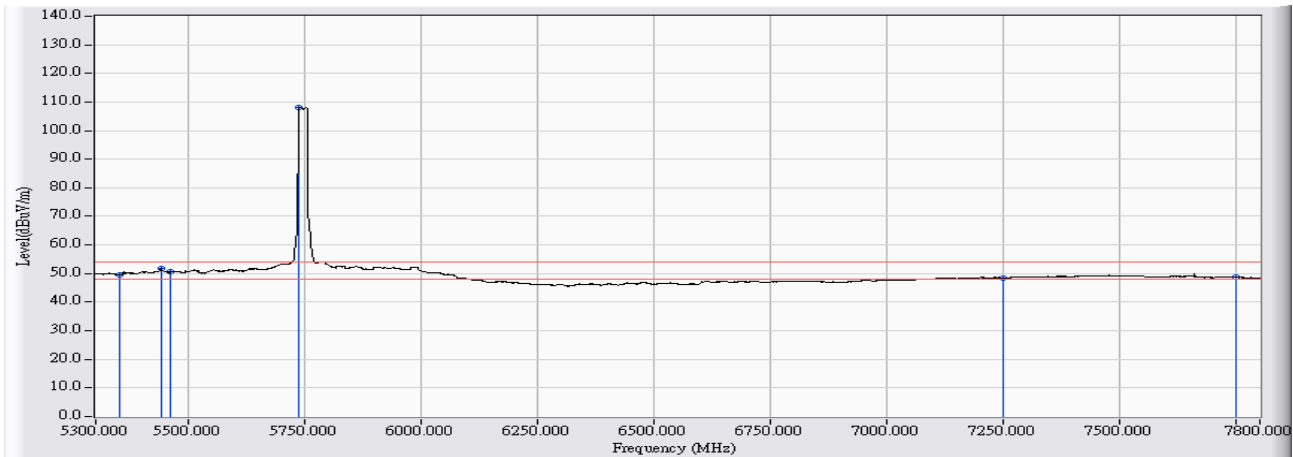


	Frequency (MHz)	Correct Factor (dB)	Reading Level (dBuV)	Measure Level (dBuV/m)	Margin (dB)	Limit (dBuV/m)	Detector Type
1	5350.000	24.980	36.239	61.219	-12.781	74.000	PEAK
2	5460.000	25.118	36.984	62.102	-11.898	74.000	PEAK
3	* 5741.250	25.736	93.397	119.133	45.133	74.000	PEAK
4	7250.000	30.870	29.302	60.172	-13.828	74.000	PEAK
5	7267.500	30.939	31.322	62.261	-11.739	74.000	PEAK
6	7750.000	31.300	29.254	60.554	-13.446	74.000	PEAK

Note:

1. All readings above 1GHz are performed with peak and/or average measurements as necessary.
2. Peak measurements: RBW = 1MHz, VBW = 1MHz, Sweep: Auto.
3. Average measurements: RBW = 1MHz, VBW = 10 Hz, Sweep: Auto.
4. " * ", means this data is the worst emission level.
5. Measurement Level = Reading Level + Correct Factor.
6. The average measurement was not performed when the peak measured data under the limit of average detection.

Site : CB4-H	Time : 2017/01/10
Limit : FCC_SpartC_15.209_03M_AV	Margin : 6
Probe : CB4-H_FCC_EFS_B432_1-18GHz_3M_1116 - HORIZONTAL	Power : AC 120 V / 60Hz
EUT : Mimosa C5c	Note : 802.11ac(20M)_5745MHz Mode 1: Tx-Dish ANT

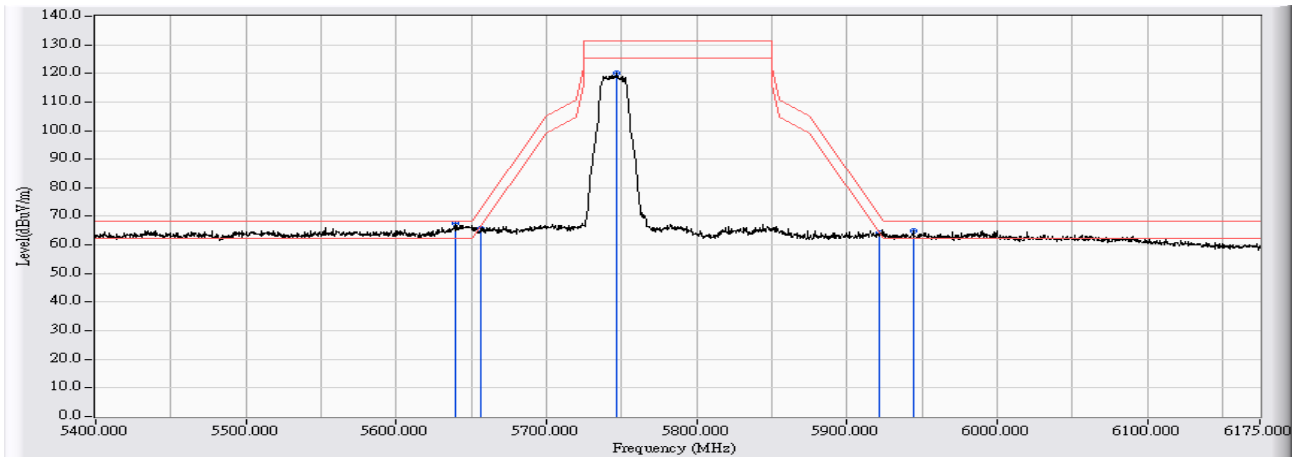


	Frequency (MHz)	Correct Factor (dB)	Reading Level (dBuV)	Measure Level (dBuV/m)	Margin (dB)	Limit (dBuV/m)	Detector Type
1	5350.000	24.980	24.547	49.527	-4.473	54.000	AVERAGE
2	5440.000	25.092	26.589	51.681	-2.319	54.000	AVERAGE
3	5460.000	25.118	25.417	50.535	-3.465	54.000	AVERAGE
4	* 5737.500	25.725	82.290	108.015	54.015	54.000	AVERAGE
5	7250.000	30.870	17.519	48.389	-5.611	54.000	AVERAGE
6	7750.000	31.300	17.321	48.621	-5.379	54.000	AVERAGE

Note:

1. All readings above 1GHz are performed with peak and/or average measurements as necessary.
2. Peak measurements: RBW = 1MHz, VBW = 1MHz, Sweep: Auto.
3. Average measurements: RBW = 1MHz, VBW = 10 Hz, Sweep: Auto.
4. " * ", means this data is the worst emission level.
5. Measurement Level = Reading Level + Correct Factor.
6. The average measurement was not performed when the peak measured data under the limit of average detection.

Site : CB4-H	Time : 2017/01/10
Limit : FCC_Part15E_2016_B4_03M_PK	Margin : 6
Probe : CB4-H_FCC_EFS_B432_1-18GHz_3M_1116 - VERTICAL	Power : AC 120 V / 60Hz
EUT : Mimosa C5c	Note : 802.11ac(20M)_5745MHz Mode 1: Tx-Dish ANT

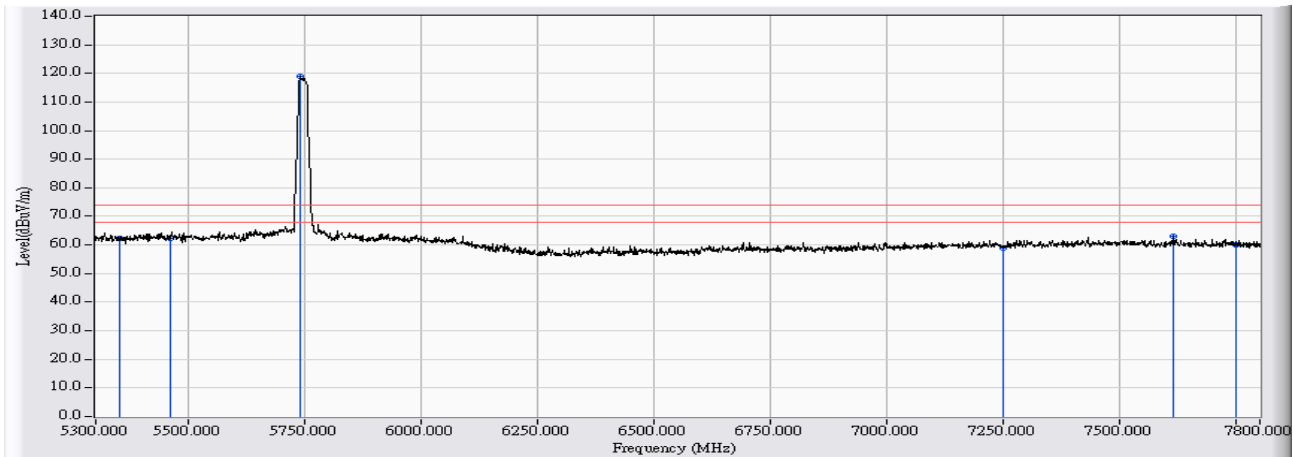


		Frequency (MHz)	Correct Factor (dB)	Reading Level (dBuV)	Measure Level (dBuV/m)	Margin (dB)	Limit (dBuV/m)	Detector Type
1	*	5639.087	25.486	42.197	67.683	-0.517	68.200	PEAK
2		5656.525	25.525	40.346	65.870	-7.158	73.028	PEAK
3		5746.812	25.752	94.310	120.061	-11.139	131.200	PEAK
4		5921.575	26.227	37.904	64.131	-6.604	70.735	PEAK
5		5944.437	26.277	38.649	64.927	-3.273	68.200	PEAK

Note:

1. All readings above 1GHz are performed with peak and/or average measurements as necessary.
2. Peak measurements: RBW = 1MHz, VBW = 1MHz, Sweep: Auto.
3. Average measurements: RBW = 1MHz, VBW = 10 Hz, Sweep: Auto.
4. “ * ”, means this data is the worst emission level.
5. Measurement Level = Reading Level + Correct Factor.
6. The average measurement was not performed when the peak measured data under the limit of average detection.

Site : CB4-H	Time : 2017/01/10
Limit : FCC_SpartC_15.209_03M_PK	Margin : 6
Probe : CB4-H_FCC_EFS_B432_1-18GHz_3M_1116 - VERTICAL	Power : AC 120 V / 60Hz
EUT : Mimosa C5c	Note : 802.11ac(20M)_5745MHz Mode 1: Tx-Dish ANT

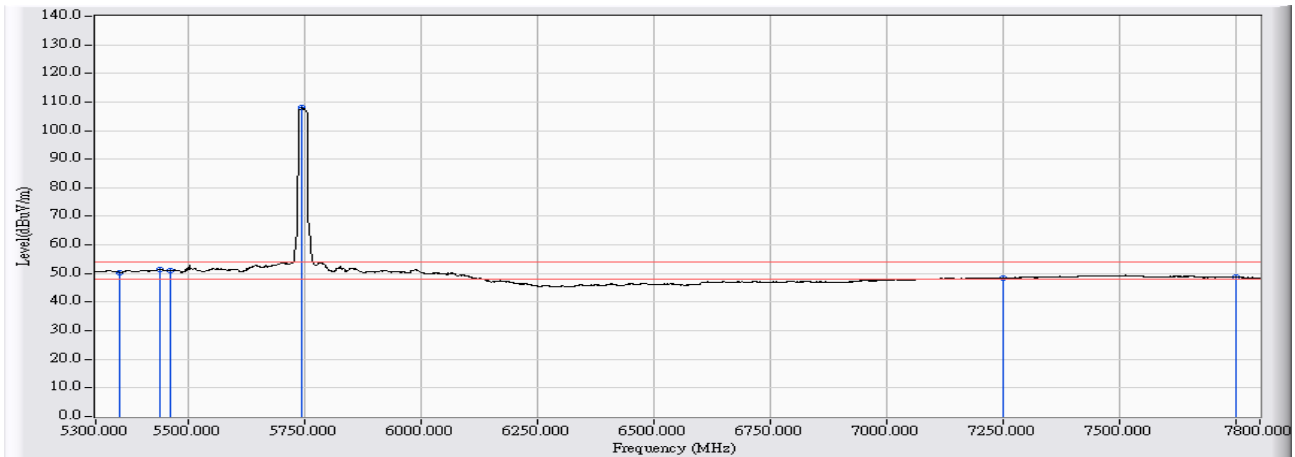


	Frequency (MHz)	Correct Factor (dB)	Reading Level (dBuV)	Measure Level (dBuV/m)	Margin (dB)	Limit (dBuV/m)	Detector Type
1	5350.000	24.980	37.335	62.315	-11.685	74.000	PEAK
2	5460.000	25.118	37.107	62.225	-11.775	74.000	PEAK
3	* 5740.000	25.732	93.182	118.914	44.914	74.000	PEAK
4	7250.000	30.870	28.138	59.008	-14.992	74.000	PEAK
5	7615.000	31.619	31.272	62.891	-11.109	74.000	PEAK
6	7750.000	31.300	28.797	60.097	-13.903	74.000	PEAK

Note:

1. All readings above 1GHz are performed with peak and/or average measurements as necessary.
2. Peak measurements: RBW = 1MHz, VBW = 1MHz, Sweep: Auto.
3. Average measurements: RBW = 1MHz, VBW = 10 Hz, Sweep: Auto.
4. " * ", means this data is the worst emission level.
5. Measurement Level = Reading Level + Correct Factor.
6. The average measurement was not performed when the peak measured data under the limit of average detection.

Site : CB4-H	Time : 2017/01/10
Limit : FCC_SpartC_15.209_03M_AV	Margin : 6
Probe : CB4-H_FCC_EFS_B432_1-18GHz_3M_1116 - VERTICAL	Power : AC 120 V / 60Hz
EUT : Mimosa C5c	Note : 802.11ac(20M)_5745MHz Mode 1: Tx-Dish ANT

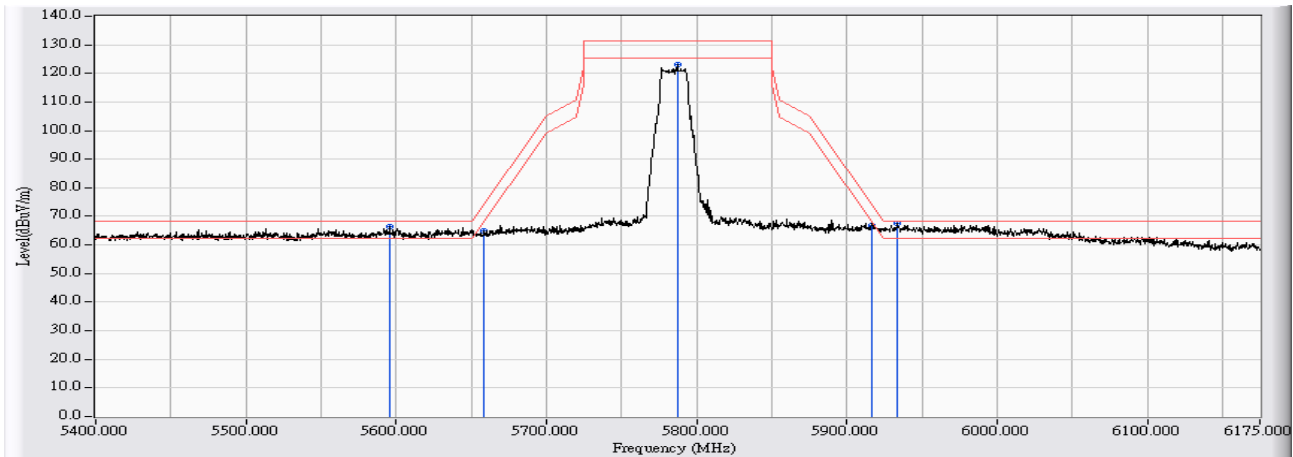


	Frequency (MHz)	Correct Factor (dB)	Reading Level (dBuV)	Measure Level (dBuV/m)	Margin (dB)	Limit (dBuV/m)	Detector Type
1	5350.000	24.980	25.431	50.411	-3.589	54.000	AVERAGE
2	5436.250	25.088	26.216	51.303	-2.697	54.000	AVERAGE
3	5460.000	25.118	25.858	50.976	-3.024	54.000	AVERAGE
4	* 5743.750	25.743	82.300	108.043	54.043	54.000	AVERAGE
5	7250.000	30.870	17.513	48.383	-5.617	54.000	AVERAGE
6	7750.000	31.300	17.449	48.749	-5.251	54.000	AVERAGE

Note:

1. All readings above 1GHz are performed with peak and/or average measurements as necessary.
2. Peak measurements: RBW = 1MHz, VBW = 1MHz, Sweep: Auto.
3. Average measurements: RBW = 1MHz, VBW = 10 Hz, Sweep: Auto.
4. " * ", means this data is the worst emission level.
5. Measurement Level = Reading Level + Correct Factor.
6. The average measurement was not performed when the peak measured data under the limit of average detection.

Site : CB4-H	Time : 2017/01/10
Limit : FCC_Part15E_2016_B4_03M_PK	Margin : 6
Probe : CB4-H_FCC_EFS_B432_1-18GHz_3M_1116 - HORIZONTAL	Power : AC 120 V / 60Hz
EUT : Mimosa C5c	Note : 802.11ac(20M)_5785MHz Mode 1: Tx-Dish ANT

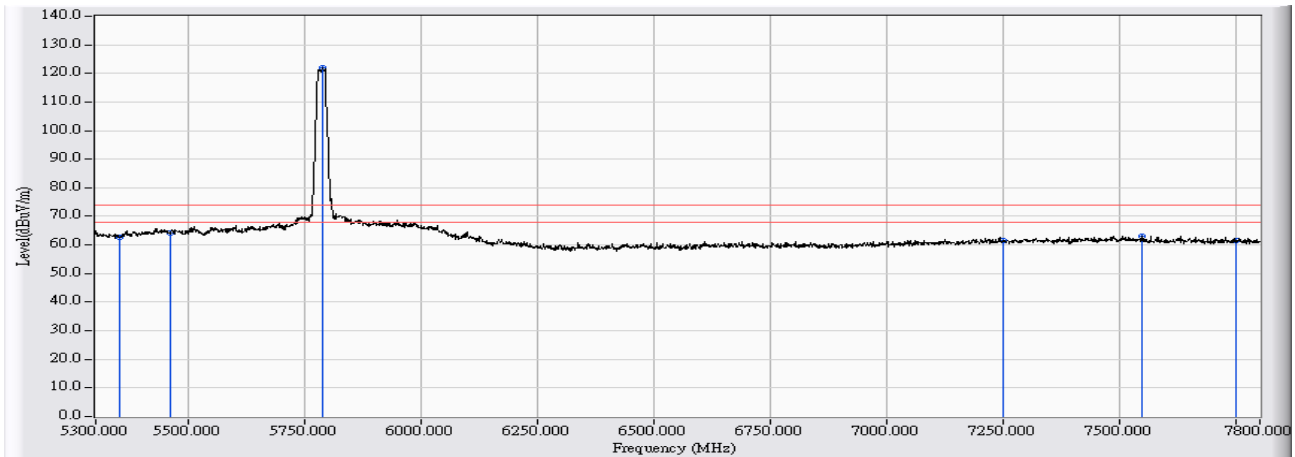


		Frequency (MHz)	Correct Factor (dB)	Reading Level (dBuV)	Measure Level (dBuV/m)	Margin (dB)	Limit (dBuV/m)	Detector Type
1		5595.687	25.390	41.111	66.501	-1.699	68.200	PEAK
2		5658.462	25.529	39.590	65.119	-9.343	74.462	PEAK
3		5787.112	25.864	97.160	123.024	-8.176	131.200	PEAK
4		5916.538	26.217	40.687	66.903	-7.559	74.462	PEAK
5	*	5933.975	26.255	41.324	67.579	-0.621	68.200	PEAK

Note:

1. All readings above 1GHz are performed with peak and/or average measurements as necessary.
2. Peak measurements: RBW = 1MHz, VBW = 1MHz, Sweep: Auto.
3. Average measurements: RBW = 1MHz, VBW = 10 Hz, Sweep: Auto.
4. “ * ”, means this data is the worst emission level.
5. Measurement Level = Reading Level + Correct Factor.
6. The average measurement was not performed when the peak measured data under the limit of average detection.

Site : CB4-H	Time : 2017/01/10
Limit : FCC_SpartC_15.209_03M_PK	Margin : 6
Probe : CB4-H_FCC_EFS_B432_1-18GHz_3M_1116 - HORIZONTAL	Power : AC 120 V / 60Hz
EUT : Mimosa C5c	Note : 802.11ac(20M)_5785MHz Mode 1: Tx-Dish ANT

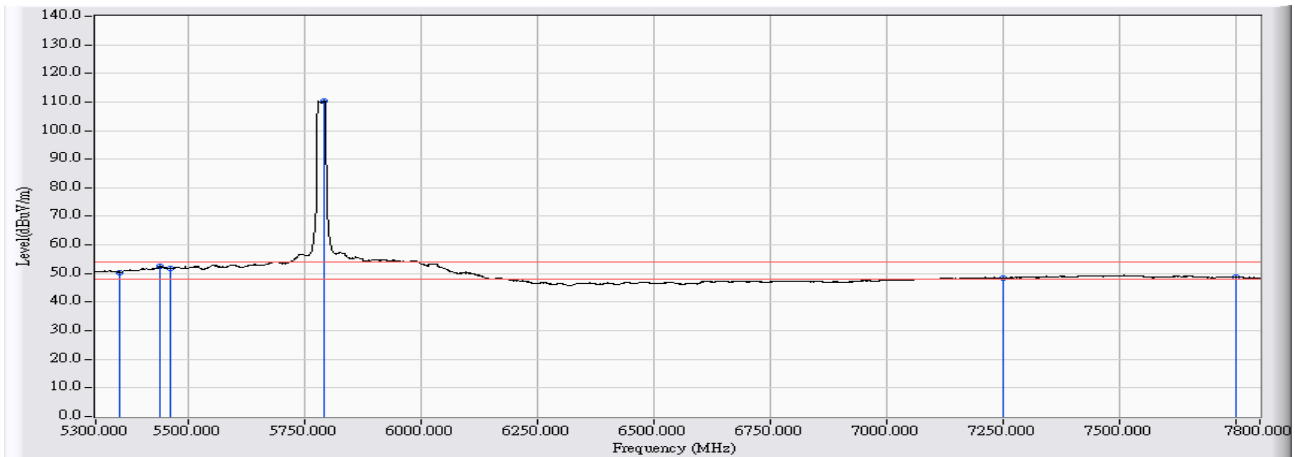


	Frequency (MHz)	Correct Factor (dB)	Reading Level (dBuV)	Measure Level (dBuV/m)	Margin (dB)	Limit (dBuV/m)	Detector Type
1	5350.000	24.980	37.630	62.610	-11.390	74.000	PEAK
2	5460.000	25.118	38.973	64.091	-9.909	74.000	PEAK
3	* 5787.500	25.865	95.934	121.799	47.799	74.000	PEAK
4	7250.000	30.870	30.666	61.536	-12.464	74.000	PEAK
5	7547.500	31.779	31.150	62.929	-11.071	74.000	PEAK
6	7750.000	31.300	30.088	61.388	-12.612	74.000	PEAK

Note:

1. All readings above 1GHz are performed with peak and/or average measurements as necessary.
2. Peak measurements: RBW = 1MHz, VBW = 1MHz, Sweep: Auto.
3. Average measurements: RBW = 1MHz, VBW = 10 Hz, Sweep: Auto.
4. " * ", means this data is the worst emission level.
5. Measurement Level = Reading Level + Correct Factor.
6. The average measurement was not performed when the peak measured data under the limit of average detection.

Site : CB4-H	Time : 2017/01/10
Limit : FCC_SpartC_15.209_03M_AV	Margin : 6
Probe : CB4-H_FCC_EFS_B432_1-18GHz_3M_1116 - HORIZONTAL	Power : AC 120 V / 60Hz
EUT : Mimosa C5c	Note : 802.11ac(20M)_5785MHz Mode 1: Tx-Dish ANT

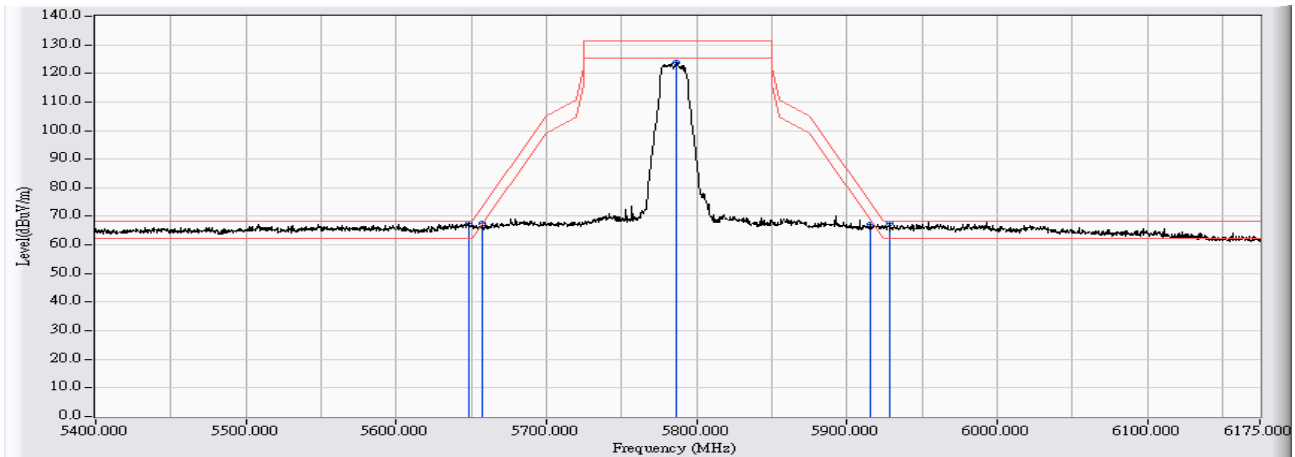


	Frequency (MHz)	Correct Factor (dB)	Reading Level (dBuV)	Measure Level (dBuV/m)	Margin (dB)	Limit (dBuV/m)	Detector Type
1	5350.000	24.980	25.448	50.428	-3.572	54.000	AVERAGE
2	5438.750	25.091	27.312	52.402	-1.598	54.000	AVERAGE
3	5460.000	25.118	26.598	51.716	-2.284	54.000	AVERAGE
4	* 5791.250	25.876	84.428	110.304	56.304	54.000	AVERAGE
5	7250.000	30.870	17.584	48.454	-5.546	54.000	AVERAGE
6	7750.000	31.300	17.359	48.659	-5.341	54.000	AVERAGE

Note:

1. All readings above 1GHz are performed with peak and/or average measurements as necessary.
2. Peak measurements: RBW = 1MHz, VBW = 1MHz, Sweep: Auto.
3. Average measurements: RBW = 1MHz, VBW = 10 Hz, Sweep: Auto.
4. " * ", means this data is the worst emission level.
5. Measurement Level = Reading Level + Correct Factor.
6. The average measurement was not performed when the peak measured data under the limit of average detection.

Site : CB4-H	Time : 2017/01/10
Limit : FCC_Part15E_2016_B4_03M_PK	Margin : 6
Probe : CB4-H_FCC_EFS_B432_1-18GHz_3M_1116 - VERTICAL	Power : AC 120 V / 60Hz
EUT : Mimosa C5c	Note : 802.11ac(20M)_5785MHz Mode 1: Tx-Dish ANT

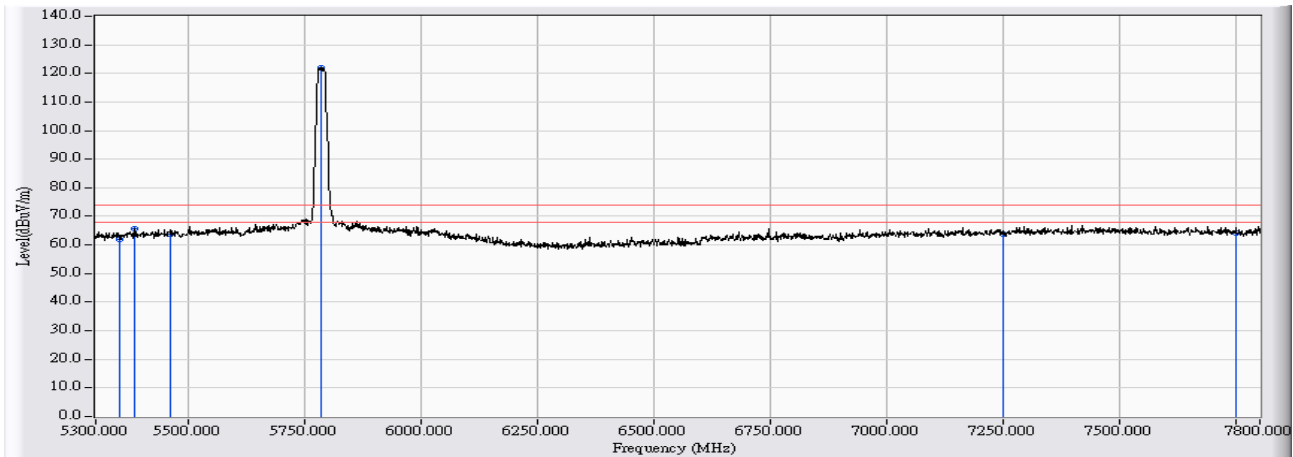


		Frequency (MHz)	Correct Factor (dB)	Reading Level (dBuV)	Measure Level (dBuV/m)	Margin (dB)	Limit (dBuV/m)	Detector Type
1	*	5648.000	25.506	42.105	67.611	-0.589	68.200	PEAK
2		5656.913	25.526	42.198	67.723	-5.593	73.316	PEAK
3		5786.725	25.863	97.920	123.783	-7.417	131.200	PEAK
4		5915.375	26.215	41.005	67.219	-8.104	75.323	PEAK
5		5928.550	26.243	41.159	67.402	-0.798	68.200	PEAK

Note:

1. All readings above 1GHz are performed with peak and/or average measurements as necessary.
2. Peak measurements: RBW = 1MHz, VBW = 1MHz, Sweep: Auto.
3. Average measurements: RBW = 1MHz, VBW = 10 Hz, Sweep: Auto.
4. “ * ”, means this data is the worst emission level.
5. Measurement Level = Reading Level + Correct Factor.
6. The average measurement was not performed when the peak measured data under the limit of average detection.

Site : CB4-H	Time : 2017/01/10
Limit : FCC_SpartC_15.209_03M_PK	Margin : 6
Probe : CB4-H_FCC_EFS_B432_1-18GHz_3M_1116 - VERTICAL	Power : AC 120 V / 60Hz
EUT : Mimosa C5c	Note : 802.11ac(20M)_5785MHz Mode 1: Tx-Dish ANT

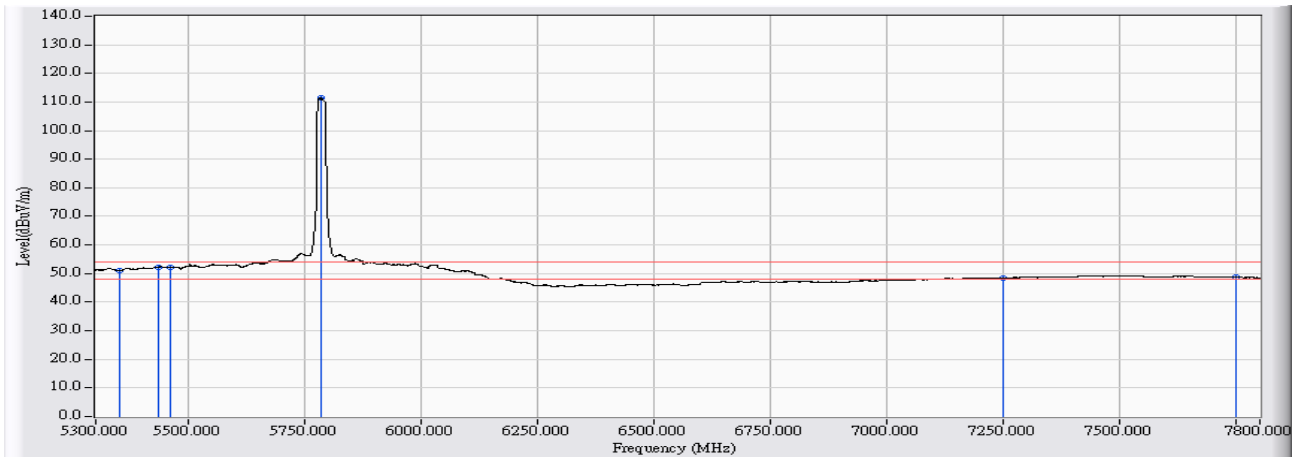


	Frequency (MHz)	Correct Factor (dB)	Reading Level (dBuV)	Measure Level (dBuV/m)	Margin (dB)	Limit (dBuV/m)	Detector Type
1	5350.000	24.980	36.908	61.888	-12.112	74.000	PEAK
2	5382.500	25.019	40.621	65.640	-8.360	74.000	PEAK
3	5460.000	25.118	38.592	63.710	-10.290	74.000	PEAK
4	* 5783.750	25.855	96.016	121.871	47.871	74.000	PEAK
5	7250.000	30.870	32.999	63.869	-10.131	74.000	PEAK
6	7750.000	31.300	32.933	64.233	-9.767	74.000	PEAK

Note:

1. All readings above 1GHz are performed with peak and/or average measurements as necessary.
2. Peak measurements: RBW = 1MHz, VBW = 1MHz, Sweep: Auto.
3. Average measurements: RBW = 1MHz, VBW = 10 Hz, Sweep: Auto.
4. " * ", means this data is the worst emission level.
5. Measurement Level = Reading Level + Correct Factor.
6. The average measurement was not performed when the peak measured data under the limit of average detection.

Site : CB4-H	Time : 2017/01/10
Limit : FCC_SpartC_15.209_03M_AV	Margin : 6
Probe : CB4-H_FCC_EFS_B432_1-18GHz_3M_1116 - VERTICAL	Power : AC 120 V / 60Hz
EUT : Mimosa C5c	Note : 802.11ac(20M)_5785MHz Mode 1: Tx-Dish ANT

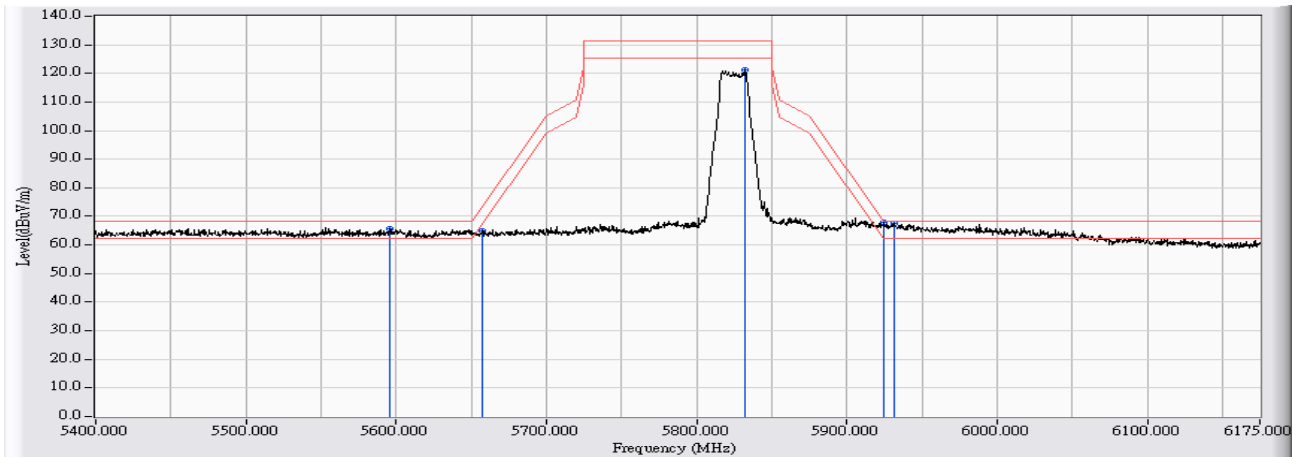


	Frequency (MHz)	Correct Factor (dB)	Reading Level (dBuV)	Measure Level (dBuV/m)	Margin (dB)	Limit (dBuV/m)	Detector Type
1	5350.000	24.980	26.075	51.055	-2.945	54.000	AVERAGE
2	5433.750	25.084	27.204	52.288	-1.712	54.000	AVERAGE
3	5460.000	25.118	27.040	52.158	-1.842	54.000	AVERAGE
4	* 5782.500	25.852	85.618	111.469	57.469	54.000	AVERAGE
5	7250.000	30.870	17.471	48.341	-5.659	54.000	AVERAGE
6	7750.000	31.300	17.418	48.718	-5.282	54.000	AVERAGE

Note:

1. All readings above 1GHz are performed with peak and/or average measurements as necessary.
2. Peak measurements: RBW = 1MHz, VBW = 1MHz, Sweep: Auto.
3. Average measurements: RBW = 1MHz, VBW = 10 Hz, Sweep: Auto.
4. " * ", means this data is the worst emission level.
5. Measurement Level = Reading Level + Correct Factor.
6. The average measurement was not performed when the peak measured data under the limit of average detection.

Site : CB4-H	Time : 2017/01/14
Limit : FCC_Part15E_2016_B4_03M_PK	Margin : 6
Probe : CB4-H_FCC_EFS_B432_1-18GHz_3M_1116 - HORIZONTAL	Power : AC 120 V / 60Hz
EUT : Mimosa C5c	Note : 802.11ac(20M)_5825MHz Mode 1: Tx-Dish ANT

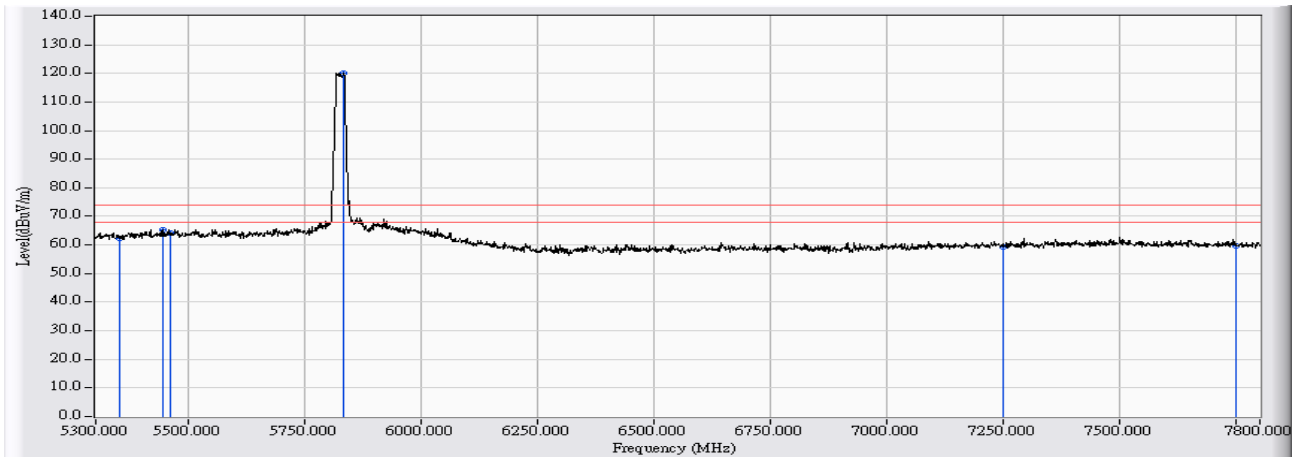


	Frequency (MHz)	Correct Factor (dB)	Reading Level (dBuV)	Measure Level (dBuV/m)	Margin (dB)	Limit (dBuV/m)	Detector Type
1	5595.300	25.389	40.273	65.662	-2.538	68.200	PEAK
2	5657.300	25.526	39.453	64.979	-8.623	73.602	PEAK
3	5832.450	25.991	95.225	121.216	-9.984	131.200	PEAK
4	* 5924.675	26.234	41.758	67.992	-0.448	68.440	PEAK
5	5931.262	26.249	41.295	67.544	-0.656	68.200	PEAK

Note:

1. All readings above 1GHz are performed with peak and/or average measurements as necessary.
2. Peak measurements: RBW = 1MHz, VBW = 1MHz, Sweep: Auto.
3. Average measurements: RBW = 1MHz, VBW = 10 Hz, Sweep: Auto.
4. “ * ”, means this data is the worst emission level.
5. Measurement Level = Reading Level + Correct Factor.
6. The average measurement was not performed when the peak measured data under the limit of average detection.

Site : CB4-H	Time : 2017/01/14
Limit : FCC_SpartC_15.209_03M_PK	Margin : 6
Probe : CB4-H_FCC_EFS_B432_1-18GHz_3M_1116 - HORIZONTAL	Power : AC 120 V / 60Hz
EUT : Mimosa C5c	Note : 802.11ac(20M)_5825MHz Mode 1: Tx-Dish ANT

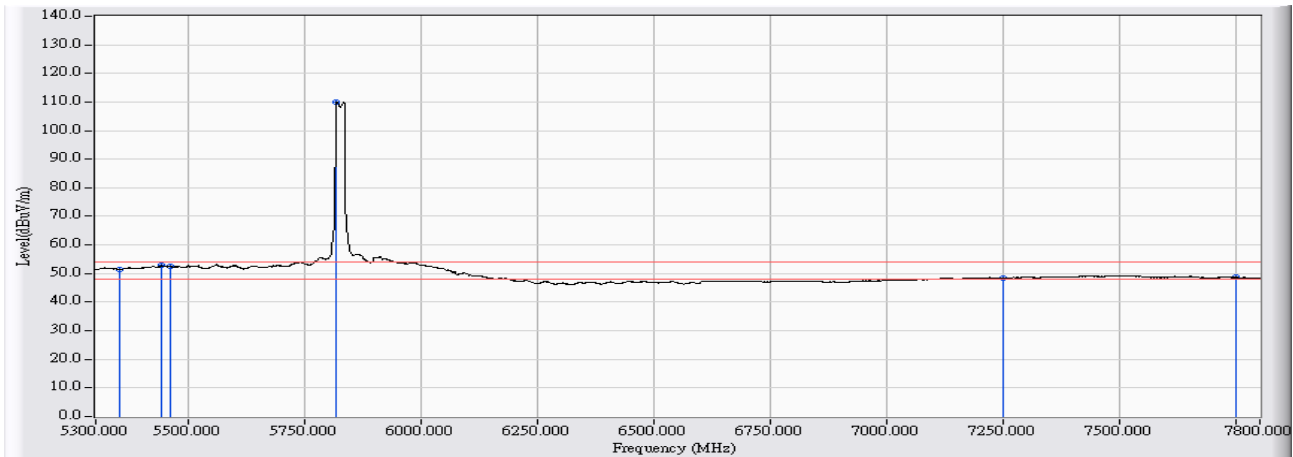


	Frequency (MHz)	Correct Factor (dB)	Reading Level (dBuV)	Measure Level (dBuV/m)	Margin (dB)	Limit (dBuV/m)	Detector Type
1	5350.000	24.980	37.375	62.355	-11.645	74.000	PEAK
2	5445.000	25.098	40.043	65.141	-8.859	74.000	PEAK
3	5460.000	25.118	38.892	64.010	-9.990	74.000	PEAK
4	* 5832.500	25.992	94.170	120.161	46.161	74.000	PEAK
5	7250.000	30.870	28.599	59.469	-14.531	74.000	PEAK
6	7750.000	31.300	28.548	59.848	-14.152	74.000	PEAK

Note:

1. All readings above 1GHz are performed with peak and/or average measurements as necessary.
2. Peak measurements: RBW = 1MHz, VBW = 1MHz, Sweep: Auto.
3. Average measurements: RBW = 1MHz, VBW = 10 Hz, Sweep: Auto.
4. " * ", means this data is the worst emission level.
5. Measurement Level = Reading Level + Correct Factor.
6. The average measurement was not performed when the peak measured data under the limit of average detection.

Site : CB4-H	Time : 2017/01/14
Limit : FCC_SpartC_15.209_03M_AV	Margin : 6
Probe : CB4-H_FCC_EFS_B432_1-18GHz_3M_1116 - HORIZONTAL	Power : AC 120 V / 60Hz
EUT : Mimosa C5c	Note : 802.11ac(20M)_5825MHz Mode 1: Tx-Dish ANT

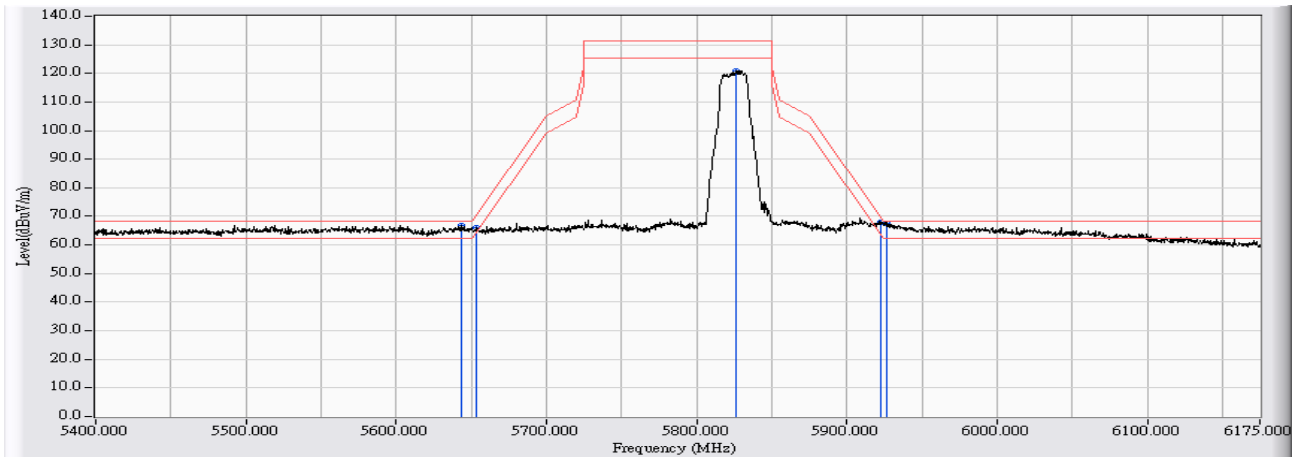


	Frequency (MHz)	Correct Factor (dB)	Reading Level (dBuV)	Measure Level (dBuV/m)	Margin (dB)	Limit (dBuV/m)	Detector Type
1	5350.000	24.980	26.502	51.482	-2.518	54.000	AVERAGE
2	5440.000	25.092	27.983	53.075	-0.925	54.000	AVERAGE
3	5460.000	25.118	27.414	52.532	-1.468	54.000	AVERAGE
4	* 5817.500	25.949	84.093	110.042	56.042	54.000	AVERAGE
5	7250.000	30.870	17.522	48.392	-5.608	54.000	AVERAGE
6	7750.000	31.300	17.352	48.652	-5.348	54.000	AVERAGE

Note:

1. All readings above 1GHz are performed with peak and/or average measurements as necessary.
2. Peak measurements: RBW = 1MHz, VBW = 1MHz, Sweep: Auto.
3. Average measurements: RBW = 1MHz, VBW = 10 Hz, Sweep: Auto.
4. " * ", means this data is the worst emission level.
5. Measurement Level = Reading Level + Correct Factor.
6. The average measurement was not performed when the peak measured data under the limit of average detection.

Site : CB4-H	Time : 2017/01/14
Limit : FCC_Part15E_2016_B4_03M_PK	Margin : 6
Probe : CB4-H_FCC_EFS_B432_1-18GHz_3M_1116 - VERTICAL	Power : AC 120 V / 60Hz
EUT : Mimosa C5c	Note : 802.11ac(20M)_5825MHz Mode 1: Tx-Dish ANT

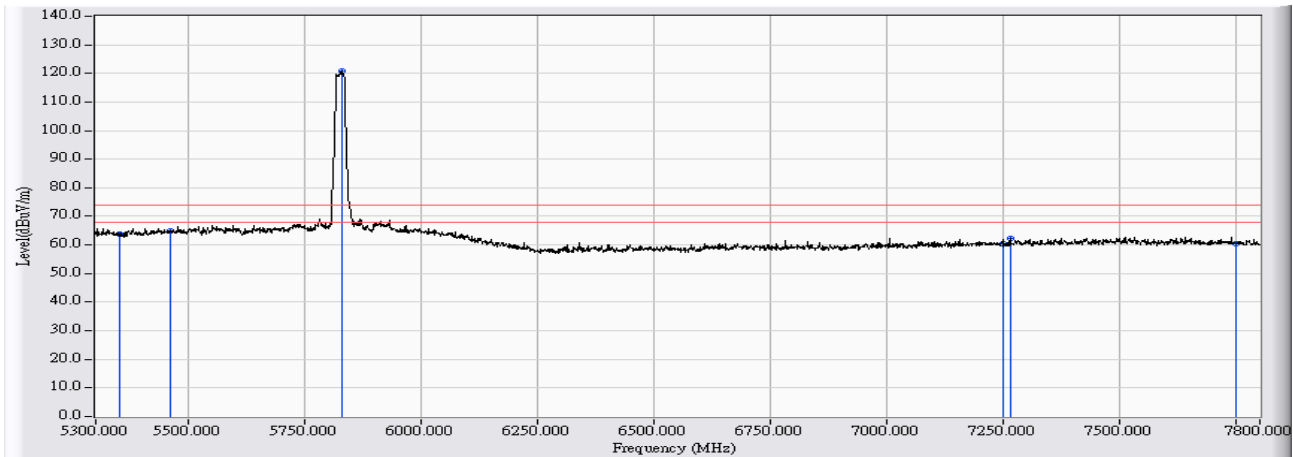


		Frequency (MHz)	Correct Factor (dB)	Reading Level (dBuV)	Measure Level (dBuV/m)	Margin (dB)	Limit (dBuV/m)	Detector Type
1		5642.962	25.494	41.348	66.843	-1.357	68.200	PEAK
2		5653.038	25.516	40.519	66.036	-4.412	70.448	PEAK
3		5826.250	25.973	95.063	121.037	-10.163	131.200	PEAK
4		5922.350	26.229	41.738	67.967	-2.194	70.161	PEAK
5	*	5927.000	26.240	41.420	67.659	-0.541	68.200	PEAK

Note:

1. All readings above 1GHz are performed with peak and/or average measurements as necessary.
2. Peak measurements: RBW = 1MHz, VBW = 1MHz, Sweep: Auto.
3. Average measurements: RBW = 1MHz, VBW = 10 Hz, Sweep: Auto.
4. “ * ”, means this data is the worst emission level.
5. Measurement Level = Reading Level + Correct Factor.
6. The average measurement was not performed when the peak measured data under the limit of average detection.

Site : CB4-H	Time : 2017/01/14
Limit : FCC_SpartC_15.209_03M_PK	Margin : 6
Probe : CB4-H_FCC_EFS_B432_1-18GHz_3M_1116 - VERTICAL	Power : AC 120 V / 60Hz
EUT : Mimosa C5c	Note : 802.11ac(20M)_5825MHz Mode 1: Tx-Dish ANT

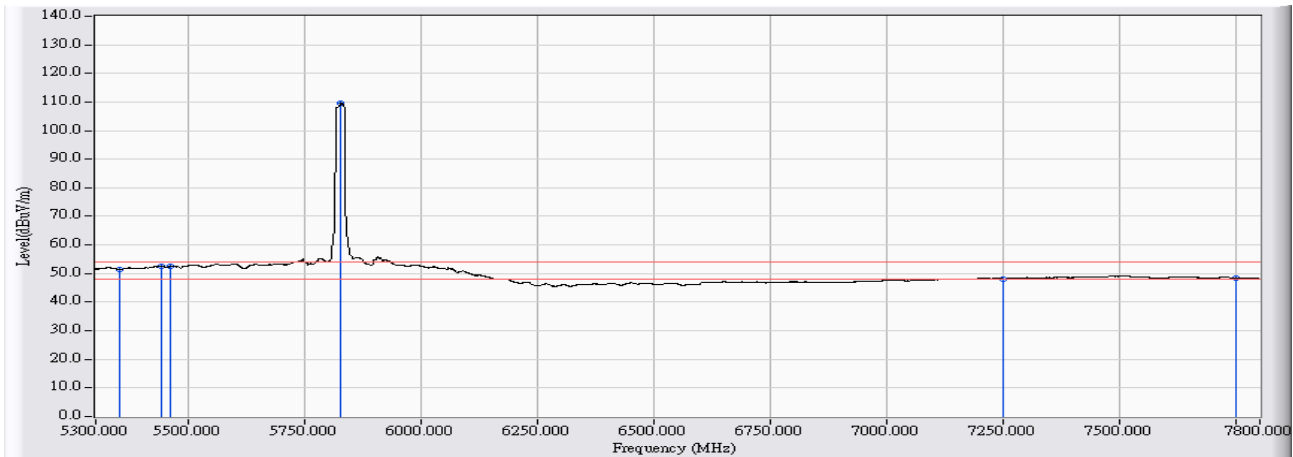


	Frequency (MHz)	Correct Factor (dB)	Reading Level (dBuV)	Measure Level (dBuV/m)	Margin (dB)	Limit (dBuV/m)	Detector Type
1	5350.000	24.980	38.788	63.768	-10.232	74.000	PEAK
2	5460.000	25.118	39.973	65.091	-8.909	74.000	PEAK
3	* 5827.500	25.977	94.900	120.877	46.877	74.000	PEAK
4	7250.000	30.870	29.648	60.518	-13.482	74.000	PEAK
5	7263.750	30.925	31.415	62.339	-11.661	74.000	PEAK
6	7750.000	31.300	29.134	60.434	-13.566	74.000	PEAK

Note:

1. All readings above 1GHz are performed with peak and/or average measurements as necessary.
2. Peak measurements: RBW = 1MHz, VBW = 1MHz, Sweep: Auto.
3. Average measurements: RBW = 1MHz, VBW = 10 Hz, Sweep: Auto.
4. " * ", means this data is the worst emission level.
5. Measurement Level = Reading Level + Correct Factor.
6. The average measurement was not performed when the peak measured data under the limit of average detection.

Site : CB4-H	Time : 2017/01/14
Limit : FCC_SpartC_15.209_03M_AV	Margin : 6
Probe : CB4-H_FCC_EFS_B432_1-18GHz_3M_1116 - VERTICAL	Power : AC 120 V / 60Hz
EUT : Mimosa C5c	Note : 802.11ac(20M)_5825MHz Mode 1: Tx-Dish ANT

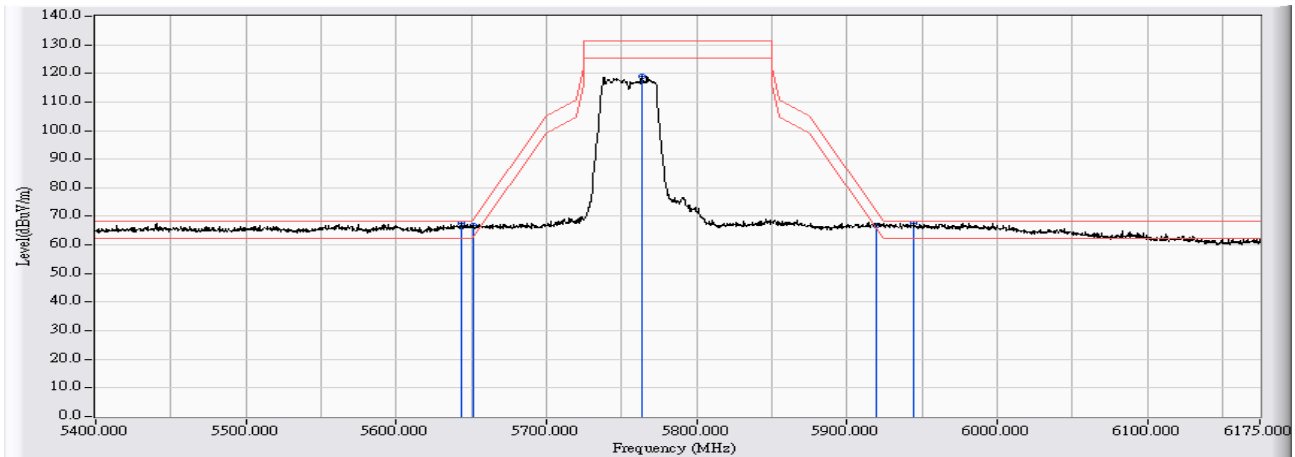


	Frequency (MHz)	Correct Factor (dB)	Reading Level (dBuV)	Measure Level (dBuV/m)	Margin (dB)	Limit (dBuV/m)	Detector Type
1	5350.000	24.980	26.507	51.487	-2.513	54.000	AVERAGE
2	5440.000	25.092	27.513	52.605	-1.395	54.000	AVERAGE
3	5460.000	25.118	27.427	52.545	-1.455	54.000	AVERAGE
4	* 5826.250	25.973	83.494	109.468	55.468	54.000	AVERAGE
5	7250.000	30.870	17.354	48.224	-5.776	54.000	AVERAGE
6	7750.000	31.300	17.227	48.527	-5.473	54.000	AVERAGE

Note:

1. All readings above 1GHz are performed with peak and/or average measurements as necessary.
2. Peak measurements: RBW = 1MHz, VBW = 1MHz, Sweep: Auto.
3. Average measurements: RBW = 1MHz, VBW = 10 Hz, Sweep: Auto.
4. " * ", means this data is the worst emission level.
5. Measurement Level = Reading Level + Correct Factor.
6. The average measurement was not performed when the peak measured data under the limit of average detection.

Site : CB4-H	Time : 2017/01/14
Limit : FCC_Part15E_2016_B4_03M_PK	Margin : 6
Probe : CB4-H_FCC_EFS_B432_1-18GHz_3M_1116 - HORIZONTAL	Power : AC 120 V / 60Hz
EUT : Mimosa C5c	Note : 802.11ac(40M)_5755MHz Mode 1: Tx-Dish ANT

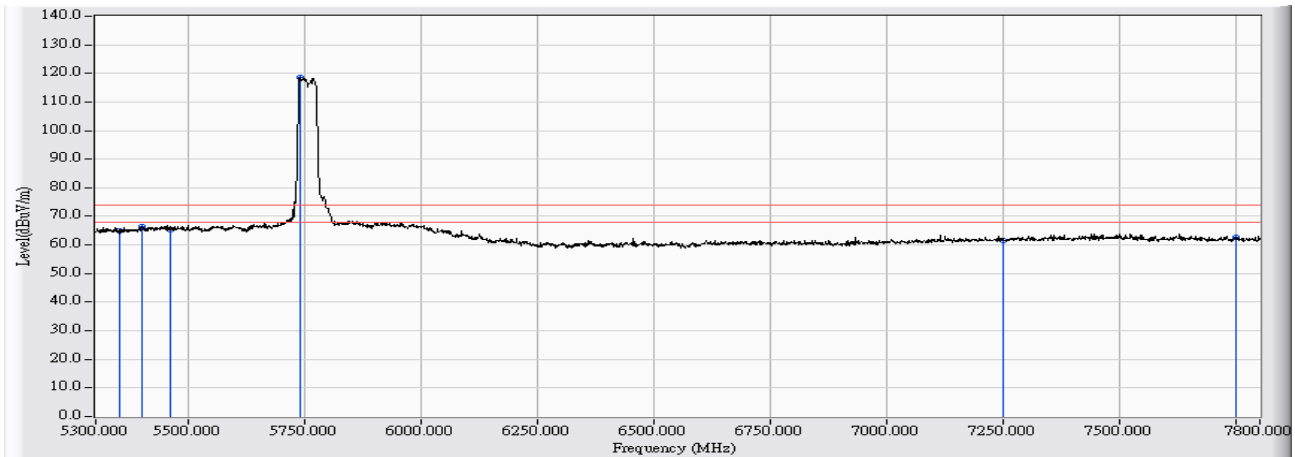


		Frequency (MHz)	Correct Factor (dB)	Reading Level (dBuV)	Measure Level (dBuV/m)	Margin (dB)	Limit (dBuV/m)	Detector Type
1	*	5643.737	25.496	42.216	67.712	-0.488	68.200	PEAK
2		5651.875	25.514	41.466	66.980	-2.608	69.588	PEAK
3		5763.862	25.799	93.002	118.801	-12.399	131.200	PEAK
4		5919.250	26.222	40.721	66.943	-5.512	72.455	PEAK
5		5944.825	26.278	41.345	67.624	-0.576	68.200	PEAK

Note:

1. All readings above 1GHz are performed with peak and/or average measurements as necessary.
2. Peak measurements: RBW = 1MHz, VBW = 1MHz, Sweep: Auto.
3. Average measurements: RBW = 1MHz, VBW = 10 Hz, Sweep: Auto.
4. “ * ”, means this data is the worst emission level.
5. Measurement Level = Reading Level + Correct Factor.
6. The average measurement was not performed when the peak measured data under the limit of average detection.

Site : CB4-H	Time : 2017/01/14
Limit : FCC_SpartC_15.209_03M_PK	Margin : 6
Probe : CB4-H_FCC_EFS_B432_1-18GHz_3M_1116 - HORIZONTAL	Power : AC 120 V / 60Hz
EUT : Mimosa C5c	Note : 802.11ac(40M)_5755MHz Mode 1: Tx-Dish ANT

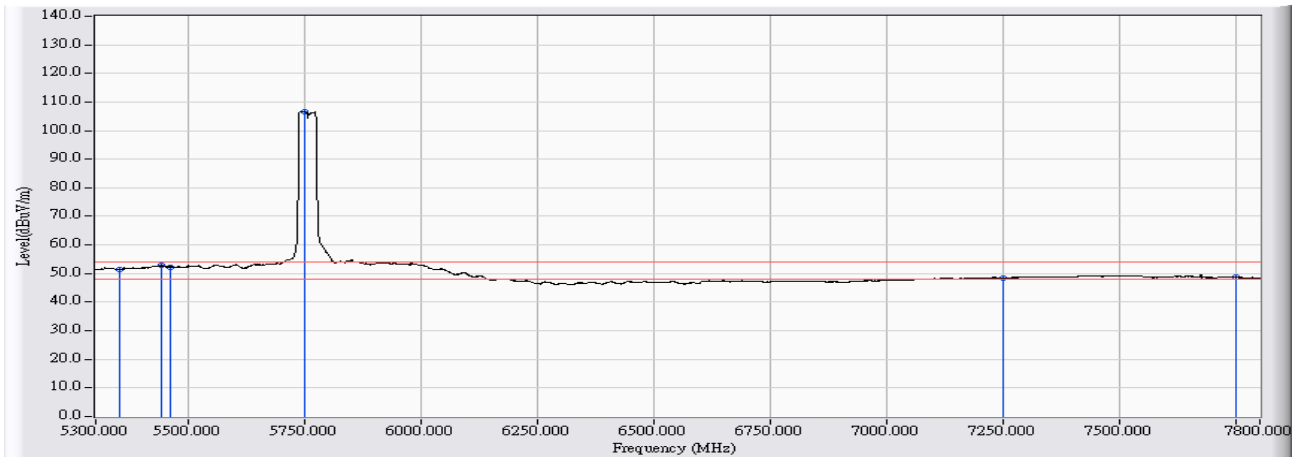


	Frequency (MHz)	Correct Factor (dB)	Reading Level (dBuV)	Measure Level (dBuV/m)	Margin (dB)	Limit (dBuV/m)	Detector Type
1	5350.000	24.980	39.977	64.957	-9.043	74.000	PEAK
2	5400.000	25.040	41.406	66.446	-7.554	74.000	PEAK
3	5460.000	25.118	40.074	65.192	-8.808	74.000	PEAK
4	* 5738.750	25.728	92.885	118.614	44.614	74.000	PEAK
5	7250.000	30.870	30.624	61.494	-12.506	74.000	PEAK
6	7750.000	31.300	31.291	62.591	-11.409	74.000	PEAK

Note:

1. All readings above 1GHz are performed with peak and/or average measurements as necessary.
2. Peak measurements: RBW = 1MHz, VBW = 1MHz, Sweep: Auto.
3. Average measurements: RBW = 1MHz, VBW = 10 Hz, Sweep: Auto.
4. " * ", means this data is the worst emission level.
5. Measurement Level = Reading Level + Correct Factor.
6. The average measurement was not performed when the peak measured data under the limit of average detection.

Site : CB4-H	Time : 2017/01/14
Limit : FCC_SpartC_15.209_03M_AV	Margin : 6
Probe : CB4-H_FCC_EFS_B432_1-18GHz_3M_1116 - HORIZONTAL	Power : AC 120 V / 60Hz
EUT : Mimosa C5c	Note : 802.11ac(40M)_5755MHz Mode 1: Tx-Dish ANT

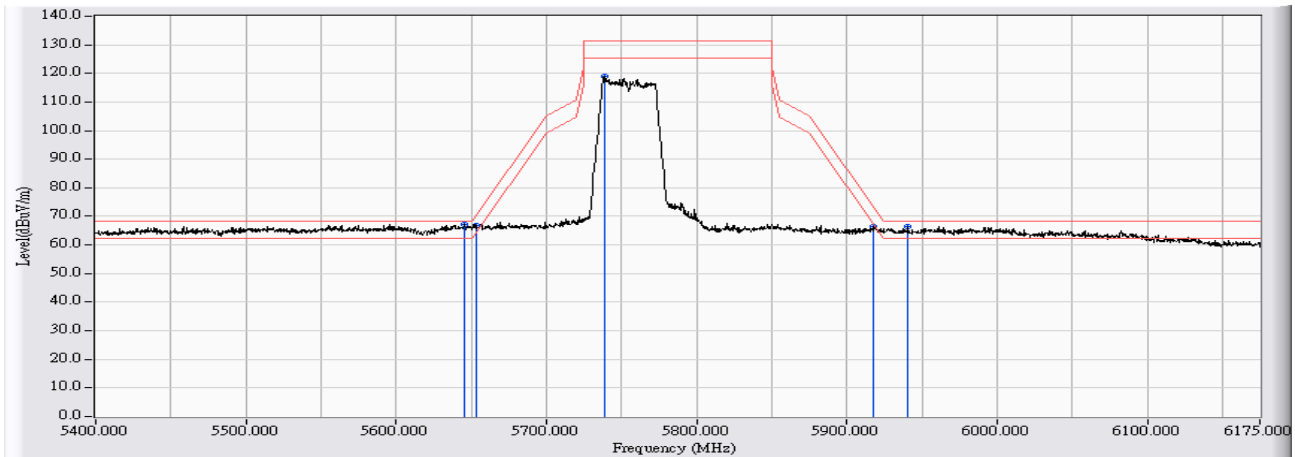


	Frequency (MHz)	Correct Factor (dB)	Reading Level (dBuV)	Measure Level (dBuV/m)	Margin (dB)	Limit (dBuV/m)	Detector Type
1	5350.000	24.980	26.428	51.408	-2.592	54.000	AVERAGE
2	5440.000	25.092	27.979	53.071	-0.929	54.000	AVERAGE
3	5460.000	25.118	27.222	52.340	-1.660	54.000	AVERAGE
4	* 5747.500	25.753	80.966	106.719	52.719	54.000	AVERAGE
5	7250.000	30.870	17.544	48.414	-5.586	54.000	AVERAGE
6	7750.000	31.300	17.382	48.682	-5.318	54.000	AVERAGE

Note:

1. All readings above 1GHz are performed with peak and/or average measurements as necessary.
2. Peak measurements: RBW = 1MHz, VBW = 1MHz, Sweep: Auto.
3. Average measurements: RBW = 1MHz, VBW = 10 Hz, Sweep: Auto.
4. " * ", means this data is the worst emission level.
5. Measurement Level = Reading Level + Correct Factor.
6. The average measurement was not performed when the peak measured data under the limit of average detection.

Site : CB4-H	Time : 2017/01/14
Limit : FCC_Part15E_2016_B4_03M_PK	Margin : 6
Probe : CB4-H_FCC_EFS_B432_1-18GHz_3M_1116 - VERTICAL	Power : AC 120 V / 60Hz
EUT : Mimosa C5c	Note : 802.11ac(40M)_5755MHz Mode 1: Tx-Dish ANT

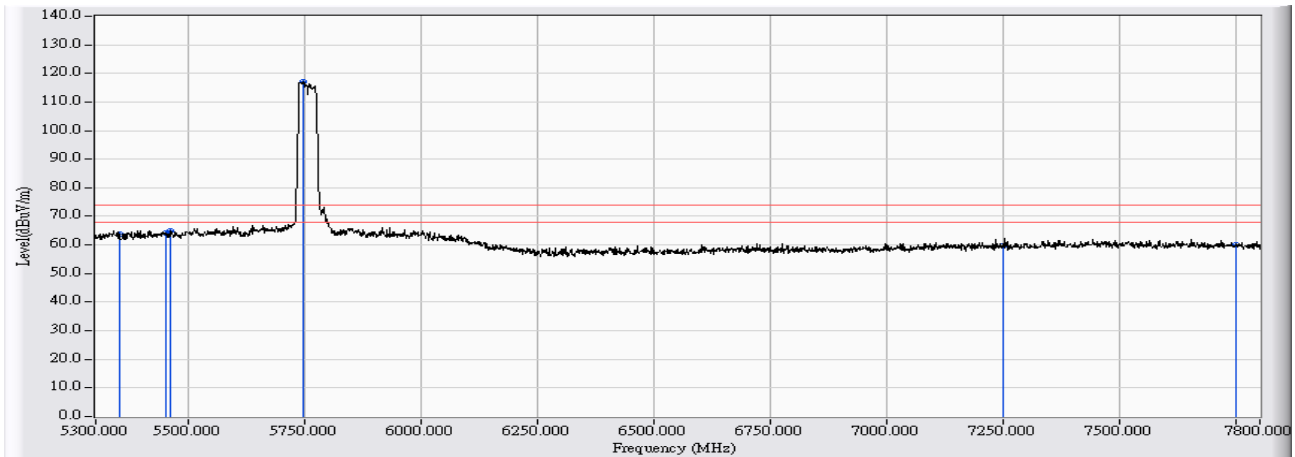


		Frequency (MHz)	Correct Factor (dB)	Reading Level (dBuV)	Measure Level (dBuV/m)	Margin (dB)	Limit (dBuV/m)	Detector Type
1	*	5645.675	25.501	41.694	67.194	-1.006	68.200	PEAK
2		5653.812	25.518	41.407	66.925	-4.096	71.021	PEAK
3		5738.675	25.728	93.170	118.898	-12.302	131.200	PEAK
4		5917.312	26.218	40.287	66.505	-7.384	73.889	PEAK
5		5940.562	26.269	40.009	66.278	-1.922	68.200	PEAK

Note:

1. All readings above 1GHz are performed with peak and/or average measurements as necessary.
2. Peak measurements: RBW = 1MHz, VBW = 1MHz, Sweep: Auto.
3. Average measurements: RBW = 1MHz, VBW = 10 Hz, Sweep: Auto.
4. “ * ”, means this data is the worst emission level.
5. Measurement Level = Reading Level + Correct Factor.
6. The average measurement was not performed when the peak measured data under the limit of average detection.

Site : CB4-H	Time : 2017/01/14
Limit : FCC_SpartC_15.209_03M_PK	Margin : 6
Probe : CB4-H_FCC_EFS_B432_1-18GHz_3M_1116 - VERTICAL	Power : AC 120 V / 60Hz
EUT : Mimosa C5c	Note : 802.11ac(40M)_5755MHz Mode 1: Tx-Dish ANT

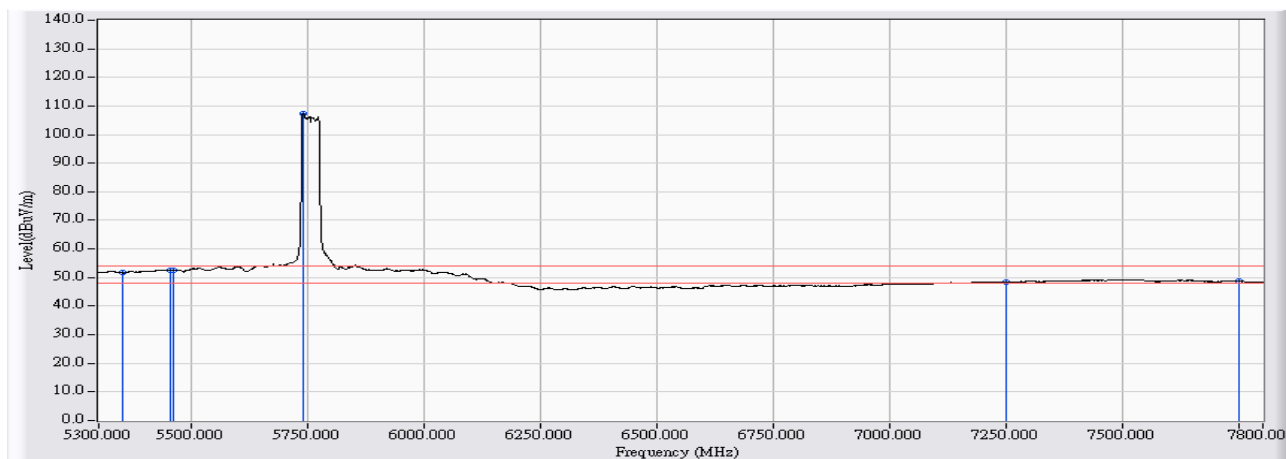


	Frequency (MHz)	Correct Factor (dB)	Reading Level (dBuV)	Measure Level (dBuV/m)	Margin (dB)	Limit (dBuV/m)	Detector Type
1	5350.000	24.980	38.935	63.915	-10.085	74.000	PEAK
2	5450.000	25.105	39.041	64.146	-9.854	74.000	PEAK
3	5460.000	25.118	39.656	64.774	-9.226	74.000	PEAK
4	* 5746.250	25.749	91.321	117.071	43.071	74.000	PEAK
5	7250.000	30.870	28.646	59.516	-14.484	74.000	PEAK
6	7750.000	31.300	28.686	59.986	-14.014	74.000	PEAK

Note:

1. All readings above 1GHz are performed with peak and/or average measurements as necessary.
2. Peak measurements: RBW = 1MHz, VBW = 1MHz, Sweep: Auto.
3. Average measurements: RBW = 1MHz, VBW = 10 Hz, Sweep: Auto.
4. " * ", means this data is the worst emission level.
5. Measurement Level = Reading Level + Correct Factor.
6. The average measurement was not performed when the peak measured data under the limit of average detection.

Site : CB4-H	Time : 2017/01/14
Limit : FCC_SpartC_15.209_03M_AV	Margin : 6
Probe : CB4-H_FCC_EFS_B432_1-18GHz_3M_1116 - VERTICAL	Power : AC 120 V / 60Hz
EUT : Mimosa C5c	Note : 802.11ac(40M)_5755MHz Mode 1: Tx-Dish ANT

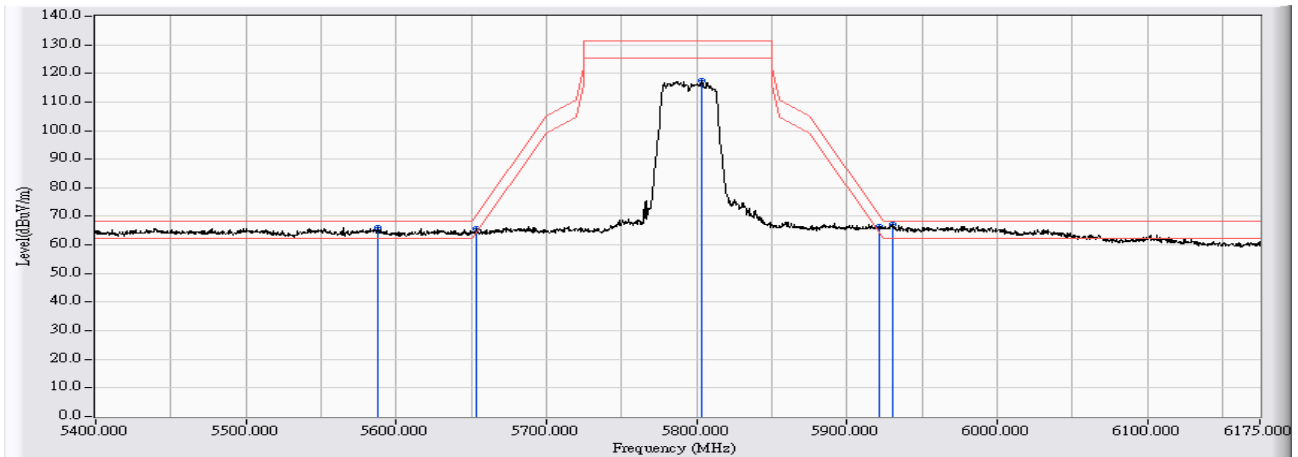


	Frequency (MHz)	Correct Factor (dB)	Reading Level (dBuV)	Measure Level (dBuV/m)	Margin (dB)	Limit (dBuV/m)	Detector Type
1	5350.000	24.980	26.650	51.630	-2.370	54.000	AVERAGE
2	5452.500	25.108	27.356	52.464	-1.536	54.000	AVERAGE
3	5460.000	25.118	27.445	52.563	-1.437	54.000	AVERAGE
4	* 5738.750	25.728	81.441	107.170	53.170	54.000	AVERAGE
5	7250.000	30.870	17.465	48.335	-5.665	54.000	AVERAGE
6	7750.000	31.300	17.327	48.627	-5.373	54.000	AVERAGE

Note:

1. All readings above 1GHz are performed with peak and/or average measurements as necessary.
2. Peak measurements: RBW = 1MHz, VBW = 1MHz, Sweep: Auto.
3. Average measurements: RBW = 1MHz, VBW = 10 Hz, Sweep: Auto.
4. " * ", means this data is the worst emission level.
5. Measurement Level = Reading Level + Correct Factor.
6. The average measurement was not performed when the peak measured data under the limit of average detection.

Site : CB4-H	Time : 2017/01/14
Limit : FCC_Part15E_2016_B4_03M_PK	Margin : 6
Probe : CB4-H_FCC_EFS_B432_1-18GHz_3M_1116 - HORIZONTAL	Power : AC 120 V / 60Hz
EUT : Mimosa C5c	Note : 802.11ac(40M)_5795MHz Mode 1: Tx-Dish ANT

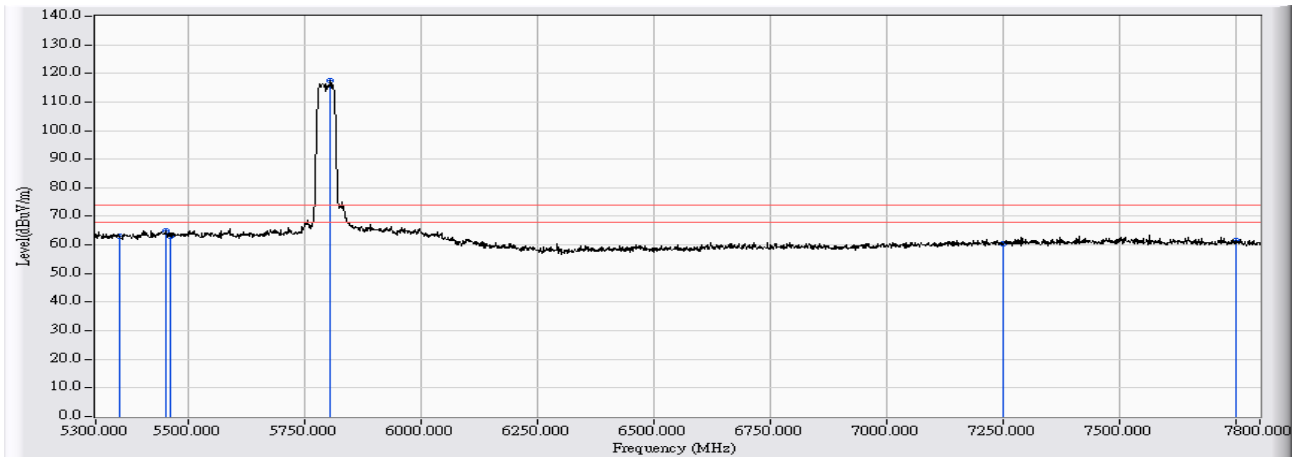


	Frequency (MHz)	Correct Factor (dB)	Reading Level (dBuV)	Measure Level (dBuV/m)	Margin (dB)	Limit (dBuV/m)	Detector Type
1	5587.937	25.373	40.577	65.949	-2.251	68.200	PEAK
2	5653.812	25.518	40.254	65.772	-5.249	71.021	PEAK
3	5803.775	25.911	91.562	117.473	-13.727	131.200	PEAK
4	5921.962	26.228	40.163	66.391	-4.057	70.448	PEAK
5	* 5930.875	26.248	40.774	67.022	-1.178	68.200	PEAK

Note:

1. All readings above 1GHz are performed with peak and/or average measurements as necessary.
2. Peak measurements: RBW = 1MHz, VBW = 1MHz, Sweep: Auto.
3. Average measurements: RBW = 1MHz, VBW = 10 Hz, Sweep: Auto.
4. “ * ”, means this data is the worst emission level.
5. Measurement Level = Reading Level + Correct Factor.
6. The average measurement was not performed when the peak measured data under the limit of average detection.

Site : CB4-H	Time : 2017/01/14
Limit : FCC_SpartC_15.209_03M_PK	Margin : 6
Probe : CB4-H_FCC_EFS_B432_1-18GHz_3M_1116 - HORIZONTAL	Power : AC 120 V / 60Hz
EUT : Mimosa C5c	Note : 802.11ac(40M)_5795MHz Mode 1: Tx-Dish ANT

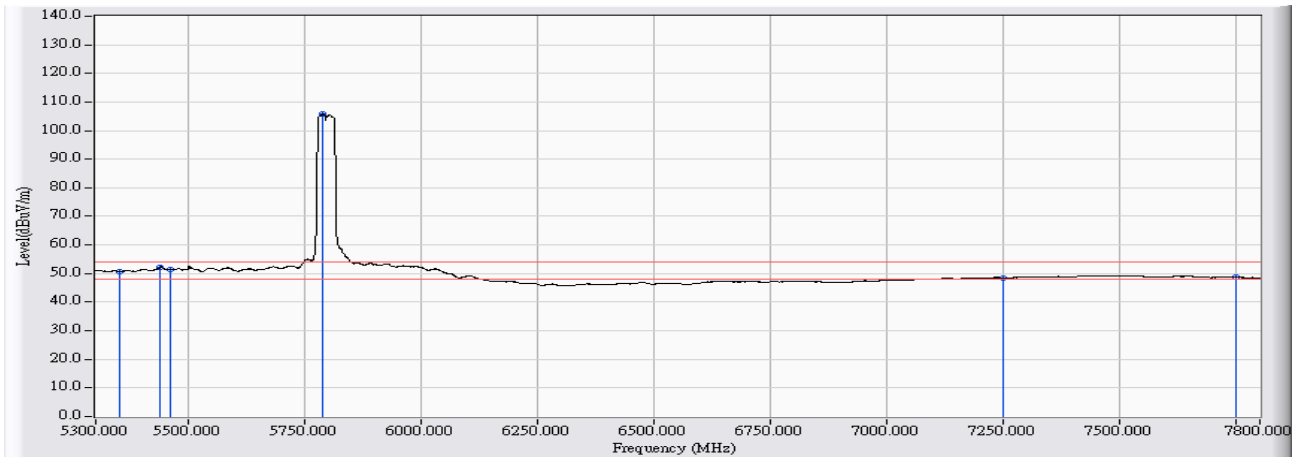


	Frequency (MHz)	Correct Factor (dB)	Reading Level (dBuV)	Measure Level (dBuV/m)	Margin (dB)	Limit (dBuV/m)	Detector Type
1	5350.000	24.980	38.186	63.166	-10.834	74.000	PEAK
2	5451.250	25.107	40.004	65.111	-8.889	74.000	PEAK
3	5460.000	25.118	37.867	62.985	-11.015	74.000	PEAK
4	* 5803.750	25.911	91.540	117.451	43.451	74.000	PEAK
5	7250.000	30.870	29.566	60.436	-13.564	74.000	PEAK
6	7750.000	31.300	30.230	61.530	-12.470	74.000	PEAK

Note:

1. All readings above 1GHz are performed with peak and/or average measurements as necessary.
2. Peak measurements: RBW = 1MHz, VBW = 1MHz, Sweep: Auto.
3. Average measurements: RBW = 1MHz, VBW = 10 Hz, Sweep: Auto.
4. " * ", means this data is the worst emission level.
5. Measurement Level = Reading Level + Correct Factor.
6. The average measurement was not performed when the peak measured data under the limit of average detection.

Site : CB4-H	Time : 2017/01/14
Limit : FCC_SpartC_15.209_03M_AV	Margin : 6
Probe : CB4-H_FCC_EFS_B432_1-18GHz_3M_1116 - HORIZONTAL	Power : AC 120 V / 60Hz
EUT : Mimosa C5c	Note : 802.11ac(40M)_5795MHz Mode 1: Tx-Dish ANT

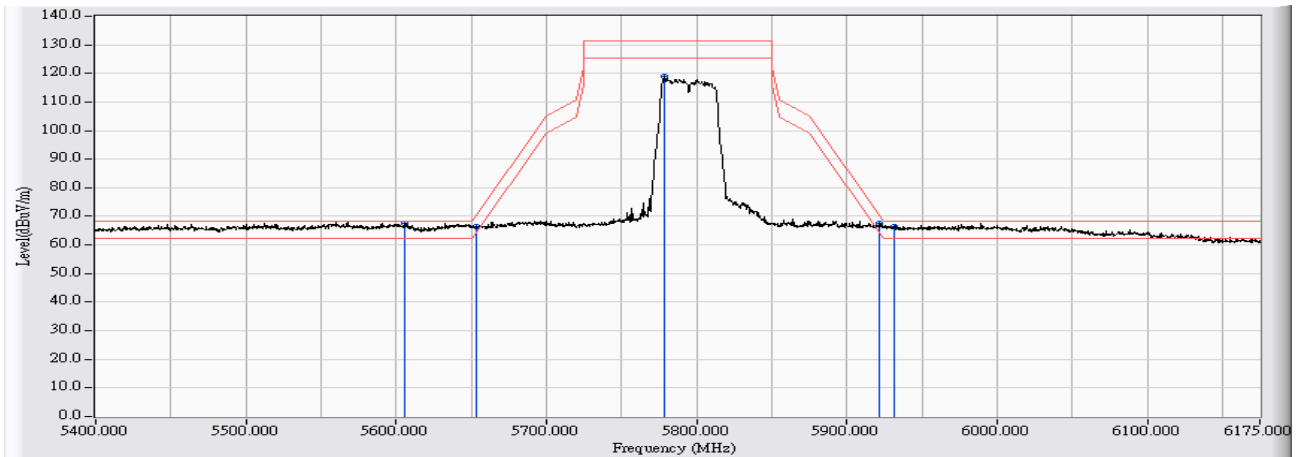


	Frequency (MHz)	Correct Factor (dB)	Reading Level (dBuV)	Measure Level (dBuV/m)	Margin (dB)	Limit (dBuV/m)	Detector Type
1	5350.000	24.980	25.684	50.664	-3.336	54.000	AVERAGE
2	5438.750	25.091	27.164	52.254	-1.746	54.000	AVERAGE
3	5460.000	25.118	26.294	51.412	-2.588	54.000	AVERAGE
4	* 5788.750	25.868	79.925	105.794	51.794	54.000	AVERAGE
5	7250.000	30.870	17.561	48.431	-5.569	54.000	AVERAGE
6	7750.000	31.300	17.402	48.702	-5.298	54.000	AVERAGE

Note:

1. All readings above 1GHz are performed with peak and/or average measurements as necessary.
2. Peak measurements: RBW = 1MHz, VBW = 1MHz, Sweep: Auto.
3. Average measurements: RBW = 1MHz, VBW = 10 Hz, Sweep: Auto.
4. " * ", means this data is the worst emission level.
5. Measurement Level = Reading Level + Correct Factor.
6. The average measurement was not performed when the peak measured data under the limit of average detection.

Site : CB4-H	Time : 2017/01/14
Limit : FCC_Part15E_2016_B4_03M_PK	Margin : 6
Probe : CB4-H_FCC_EFS_B432_1-18GHz_3M_1116 - VERTICAL	Power : AC 120 V / 60Hz
EUT : Mimosa C5c	Note : 802.11ac(40M)_5795MHz Mode 1: Tx-Dish ANT

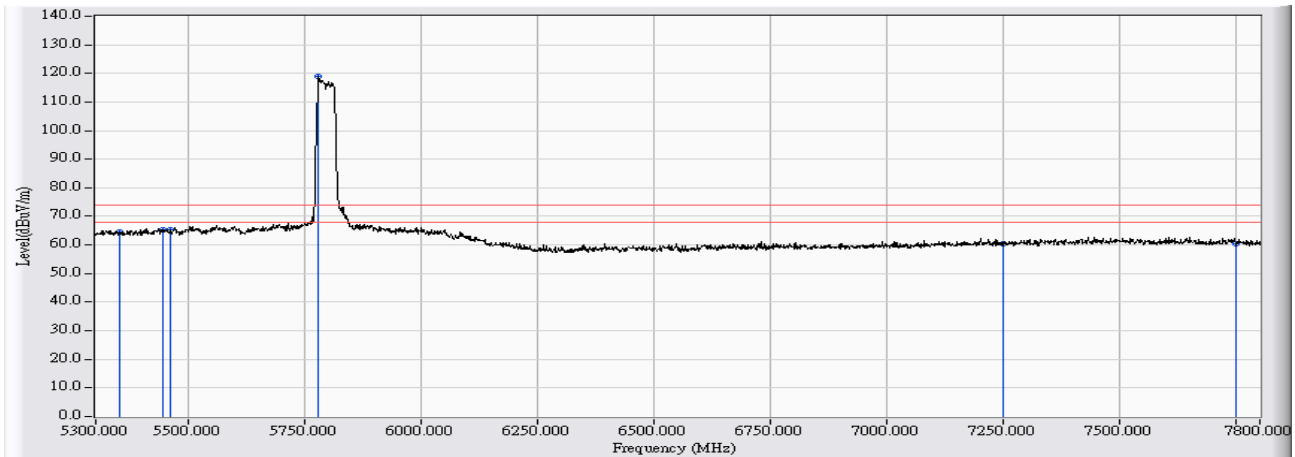


		Frequency (MHz)	Correct Factor (dB)	Reading Level (dBuV)	Measure Level (dBuV/m)	Margin (dB)	Limit (dBuV/m)	Detector Type
1	*	5605.763	25.413	42.170	67.583	-0.617	68.200	PEAK
2		5653.038	25.516	40.832	66.349	-4.099	70.448	PEAK
3		5778.200	25.839	93.063	118.902	-12.298	131.200	PEAK
4		5921.187	26.227	41.236	67.463	-3.559	71.022	PEAK
5		5931.263	26.249	40.337	66.586	-1.614	68.200	PEAK

Note:

1. All readings above 1GHz are performed with peak and/or average measurements as necessary.
2. Peak measurements: RBW = 1MHz, VBW = 1MHz, Sweep: Auto.
3. Average measurements: RBW = 1MHz, VBW = 10 Hz, Sweep: Auto.
4. “ * ”, means this data is the worst emission level.
5. Measurement Level = Reading Level + Correct Factor.
6. The average measurement was not performed when the peak measured data under the limit of average detection.

Site : CB4-H	Time : 2017/01/14
Limit : FCC_SpartC_15.209_03M_PK	Margin : 6
Probe : CB4-H_FCC_EFS_B432_1-18GHz_3M_1116 - VERTICAL	Power : AC 120 V / 60Hz
EUT : Mimosa C5c	Note : 802.11ac(40M)_5795MHz Mode 1: Tx-Dish ANT

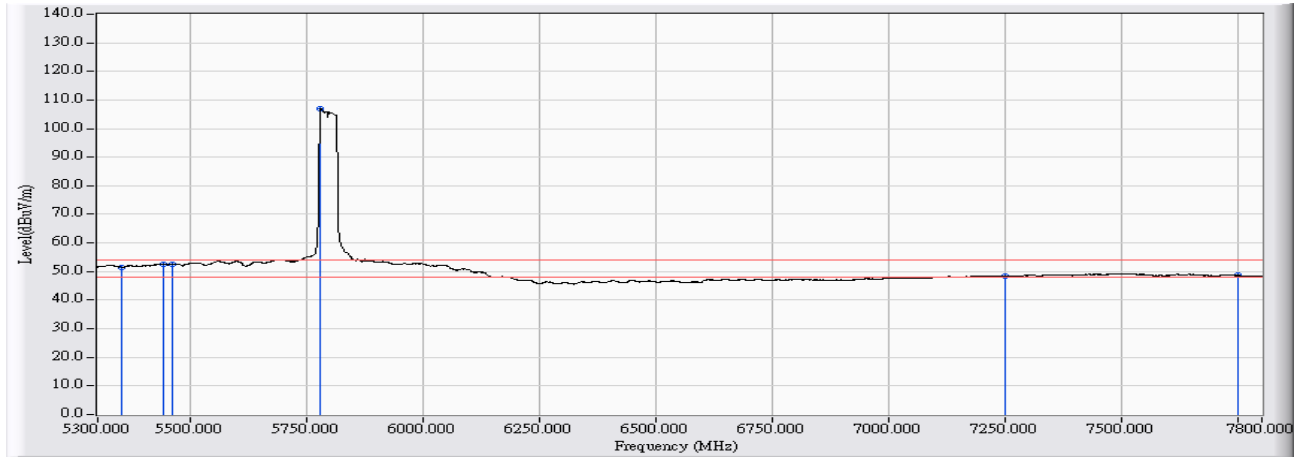


	Frequency (MHz)	Correct Factor (dB)	Reading Level (dBuV)	Measure Level (dBuV/m)	Margin (dB)	Limit (dBuV/m)	Detector Type
1	5350.000	24.980	39.530	64.510	-9.490	74.000	PEAK
2	5443.750	25.097	40.287	65.384	-8.616	74.000	PEAK
3	5460.000	25.118	40.338	65.456	-8.544	74.000	PEAK
4	* 5778.750	25.840	92.972	118.813	44.813	74.000	PEAK
5	7250.000	30.870	29.409	60.279	-13.721	74.000	PEAK
6	7750.000	31.300	29.165	60.465	-13.535	74.000	PEAK

Note:

1. All readings above 1GHz are performed with peak and/or average measurements as necessary.
2. Peak measurements: RBW = 1MHz, VBW = 1MHz, Sweep: Auto.
3. Average measurements: RBW = 1MHz, VBW = 10 Hz, Sweep: Auto.
4. " * ", means this data is the worst emission level.
5. Measurement Level = Reading Level + Correct Factor.
6. The average measurement was not performed when the peak measured data under the limit of average detection.

Site : CB4-H	Time : 2017/01/14
Limit : FCC_SpartC_15.209_03M_AV	Margin : 6
Probe : CB4-H_FCC_EFS_B432_1-18GHz_3M_1116 - VERTICAL	Power : AC 120 V / 60Hz
EUT : Mimosa C5c	Note : 802.11ac(40M)_5795MHz Mode 1: Tx-Dish ANT

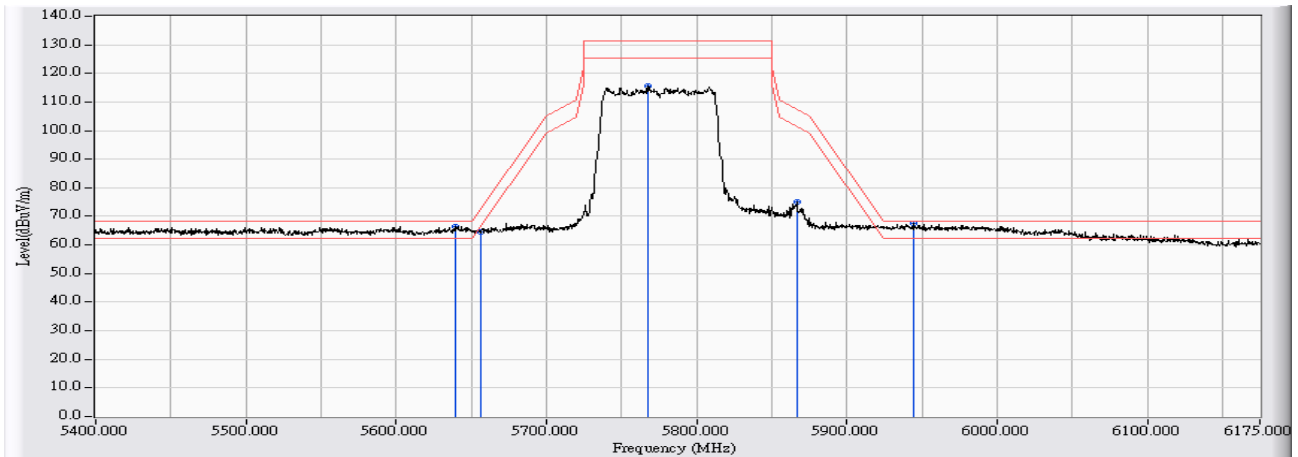


	Frequency (MHz)	Correct Factor (dB)	Reading Level (dBuV)	Measure Level (dBuV/m)	Margin (dB)	Limit (dBuV/m)	Detector Type
1	5350.000	24.980	26.548	51.528	-2.472	54.000	AVERAGE
2	5440.000	25.092	27.597	52.689	-1.311	54.000	AVERAGE
3	5460.000	25.118	27.424	52.542	-1.458	54.000	AVERAGE
4	* 5778.750	25.840	81.138	106.979	52.979	54.000	AVERAGE
5	7250.000	30.870	17.528	48.398	-5.602	54.000	AVERAGE
6	7750.000	31.300	17.347	48.647	-5.353	54.000	AVERAGE

Note:

1. All readings above 1GHz are performed with peak and/or average measurements as necessary.
2. Peak measurements: RBW = 1MHz, VBW = 1MHz, Sweep: Auto.
3. Average measurements: RBW = 1MHz, VBW = 10 Hz, Sweep: Auto.
4. " * ", means this data is the worst emission level.
5. Measurement Level = Reading Level + Correct Factor.
6. The average measurement was not performed when the peak measured data under the limit of average detection.

Site : CB4-H	Time : 2017/01/14
Limit : FCC_Part15E_2016_B4_03M_PK	Margin : 6
Probe : CB4-H_FCC_EFS_B432_1-18GHz_3M_1116 - HORIZONTAL	Power : AC 120 V / 60Hz
EUT : Mimosa C5c	Note : 802.11ac(80M)_5775MHz Mode 1: Tx-Dish ANT

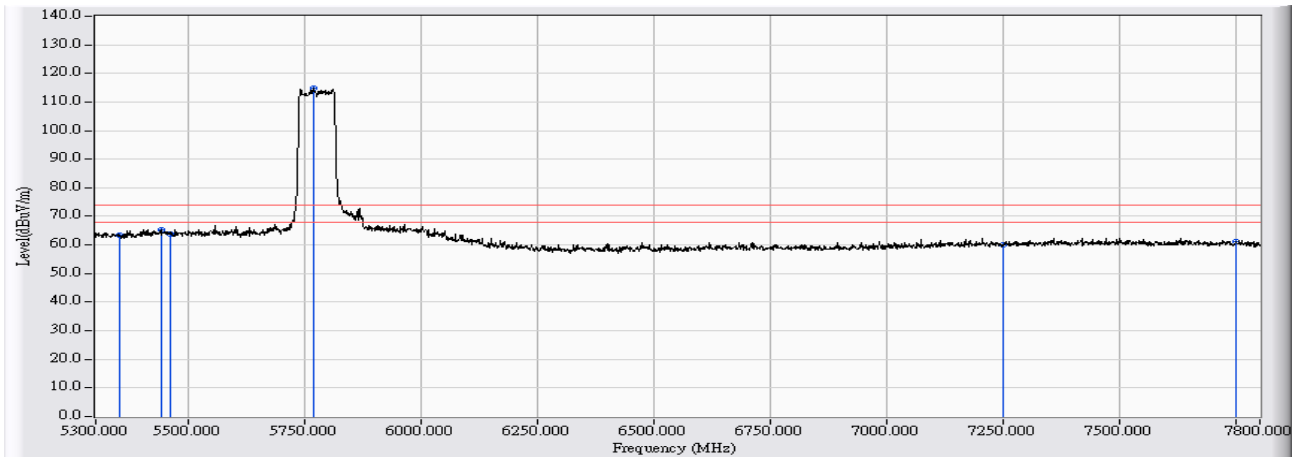


	Frequency (MHz)	Correct Factor (dB)	Reading Level (dBuV)	Measure Level (dBuV/m)	Margin (dB)	Limit (dBuV/m)	Detector Type
1	5639.862	25.488	40.776	66.264	-1.936	68.200	PEAK
2	5656.525	25.525	39.191	64.715	-8.313	73.028	PEAK
3	5768.125	25.811	89.767	115.578	-15.622	131.200	PEAK
4	5866.937	26.088	48.800	74.887	-32.571	107.458	PEAK
5	* 5944.437	26.277	41.184	67.462	-0.738	68.200	PEAK

Note:

1. All readings above 1GHz are performed with peak and/or average measurements as necessary.
2. Peak measurements: RBW = 1MHz, VBW = 1MHz, Sweep: Auto.
3. Average measurements: RBW = 1MHz, VBW = 10 Hz, Sweep: Auto.
4. “ * ”, means this data is the worst emission level.
5. Measurement Level = Reading Level + Correct Factor.
6. The average measurement was not performed when the peak measured data under the limit of average detection.

Site : CB4-H	Time : 2017/01/14
Limit : FCC_SpartC_15.209_03M_PK	Margin : 6
Probe : CB4-H_FCC_EFS_B432_1-18GHz_3M_1116 - HORIZONTAL	Power : AC 120 V / 60Hz
EUT : Mimosa C5c	Note : 802.11ac(80M)_5775MHz Mode 1: Tx-Dish ANT

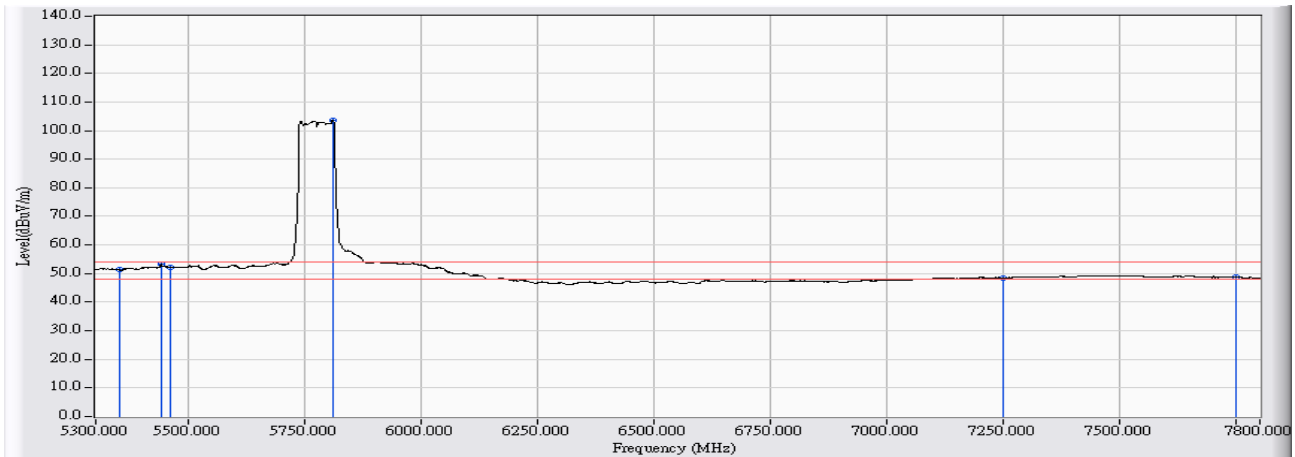


	Frequency (MHz)	Correct Factor (dB)	Reading Level (dBuV)	Measure Level (dBuV/m)	Margin (dB)	Limit (dBuV/m)	Detector Type
1	5350.000	24.980	38.619	63.599	-10.401	74.000	PEAK
2	5440.000	25.092	40.196	65.288	-8.712	74.000	PEAK
3	5460.000	25.118	38.655	63.773	-10.227	74.000	PEAK
4	* 5767.500	25.809	89.130	114.939	40.939	74.000	PEAK
5	7250.000	30.870	29.255	60.125	-13.875	74.000	PEAK
6	7750.000	31.300	29.693	60.993	-13.007	74.000	PEAK

Note:

1. All readings above 1GHz are performed with peak and/or average measurements as necessary.
2. Peak measurements: RBW = 1MHz, VBW = 1MHz, Sweep: Auto.
3. Average measurements: RBW = 1MHz, VBW = 10 Hz, Sweep: Auto.
4. " * ", means this data is the worst emission level.
5. Measurement Level = Reading Level + Correct Factor.
6. The average measurement was not performed when the peak measured data under the limit of average detection.

Site : CB4-H	Time : 2017/01/14
Limit : FCC_SpartC_15.209_03M_AV	Margin : 6
Probe : CB4-H_FCC_EFS_B432_1-18GHz_3M_1116 - HORIZONTAL	Power : AC 120 V / 60Hz
EUT : Mimosa C5c	Note : 802.11ac(80M)_5775MHz Mode 1: Tx-Dish ANT

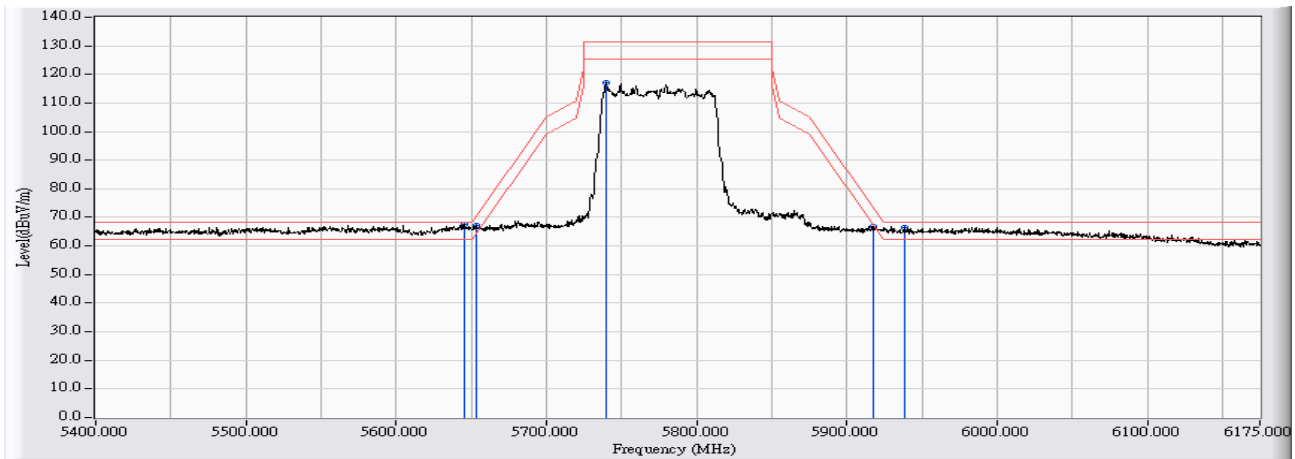


	Frequency (MHz)	Correct Factor (dB)	Reading Level (dBuV)	Measure Level (dBuV/m)	Margin (dB)	Limit (dBuV/m)	Detector Type
1	5350.000	24.980	26.316	51.296	-2.704	54.000	AVERAGE
2	5440.000	25.092	28.021	53.113	-0.887	54.000	AVERAGE
3	5460.000	25.118	27.020	52.138	-1.862	54.000	AVERAGE
4	* 5808.750	25.924	77.775	103.700	49.700	54.000	AVERAGE
5	7250.000	30.870	17.612	48.482	-5.518	54.000	AVERAGE
6	7750.000	31.300	17.392	48.692	-5.308	54.000	AVERAGE

Note:

1. All readings above 1GHz are performed with peak and/or average measurements as necessary.
2. Peak measurements: RBW = 1MHz, VBW = 1MHz, Sweep: Auto.
3. Average measurements: RBW = 1MHz, VBW = 10 Hz, Sweep: Auto.
4. " * ", means this data is the worst emission level.
5. Measurement Level = Reading Level + Correct Factor.
6. The average measurement was not performed when the peak measured data under the limit of average detection.

Site : CB4-H	Time : 2017/01/14
Limit : FCC_Part15E_2016_B4_03M_PK	Margin : 6
Probe : CB4-H_FCC_EFS_B432_1-18GHz_3M_1116 - VERTICAL	Power : AC 120 V / 60Hz
EUT : Mimosa C5c	Note : 802.11ac(80M)_5775MHz Mode 1: Tx-Dish ANT

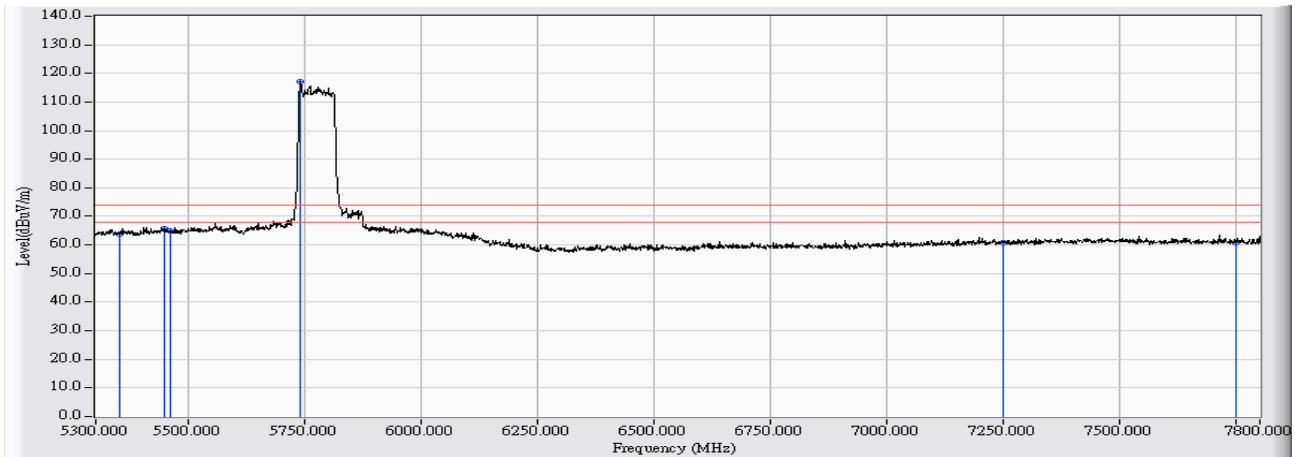


		Frequency (MHz)	Correct Factor (dB)	Reading Level (dBuV)	Measure Level (dBuV/m)	Margin (dB)	Limit (dBuV/m)	Detector Type
1	*	5645.288	25.500	41.968	67.468	-0.732	68.200	PEAK
2		5653.038	25.516	41.784	67.301	-3.147	70.448	PEAK
3	*	5739.837	25.732	91.211	116.943	-14.257	131.200	PEAK
4		5918.087	26.220	40.619	66.839	-6.477	73.316	PEAK
5		5938.237	26.265	40.339	66.603	-1.597	68.200	PEAK

Note:

1. All readings above 1GHz are performed with peak and/or average measurements as necessary.
2. Peak measurements: RBW = 1MHz, VBW = 1MHz, Sweep: Auto.
3. Average measurements: RBW = 1MHz, VBW = 10 Hz, Sweep: Auto.
4. “ * ”, means this data is the worst emission level.
5. Measurement Level = Reading Level + Correct Factor.
6. The average measurement was not performed when the peak measured data under the limit of average detection.

Site : CB4-H	Time : 2017/01/14
Limit : FCC_SpartC_15.209_03M_PK	Margin : 6
Probe : CB4-H_FCC_EFS_B432_1-18GHz_3M_1116 - VERTICAL	Power : AC 120 V / 60Hz
EUT : Mimosa C5c	Note : 802.11ac(80M)_5775MHz Mode 1: Tx-Dish ANT

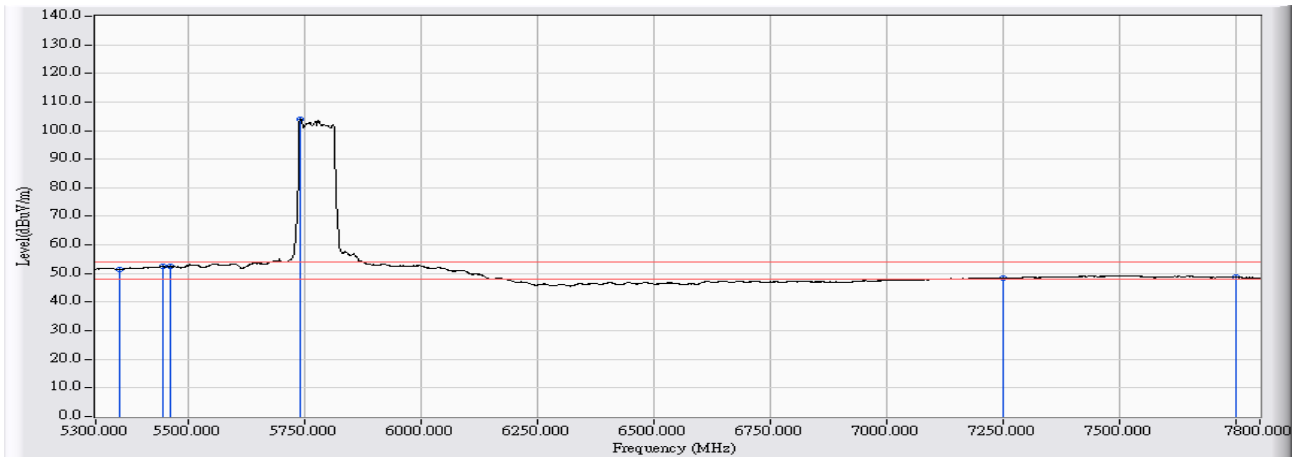


	Frequency (MHz)	Correct Factor (dB)	Reading Level (dBuV)	Measure Level (dBuV/m)	Margin (dB)	Limit (dBuV/m)	Detector Type
1	5350.000	24.980	38.856	63.836	-10.164	74.000	PEAK
2	5446.250	25.101	40.651	65.751	-8.249	74.000	PEAK
3	5460.000	25.118	39.798	64.916	-9.084	74.000	PEAK
4	* 5740.000	25.732	91.238	116.970	42.970	74.000	PEAK
5	7250.000	30.870	29.958	60.828	-13.172	74.000	PEAK
6	7750.000	31.300	29.450	60.750	-13.250	74.000	PEAK

Note:

1. All readings above 1GHz are performed with peak and/or average measurements as necessary.
2. Peak measurements: RBW = 1MHz, VBW = 1MHz, Sweep: Auto.
3. Average measurements: RBW = 1MHz, VBW = 10 Hz, Sweep: Auto.
4. " * ", means this data is the worst emission level.
5. Measurement Level = Reading Level + Correct Factor.
6. The average measurement was not performed when the peak measured data under the limit of average detection.

Site : CB4-H	Time : 2017/01/14
Limit : FCC_SpartC_15.209_03M_AV	Margin : 6
Probe : CB4-H_FCC_EFS_B432_1-18GHz_3M_1116 - VERTICAL	Power : AC 120 V / 60Hz
EUT : Mimosa C5c	Note : 802.11ac(80M)_5775MHz Mode 1: Tx-Dish ANT

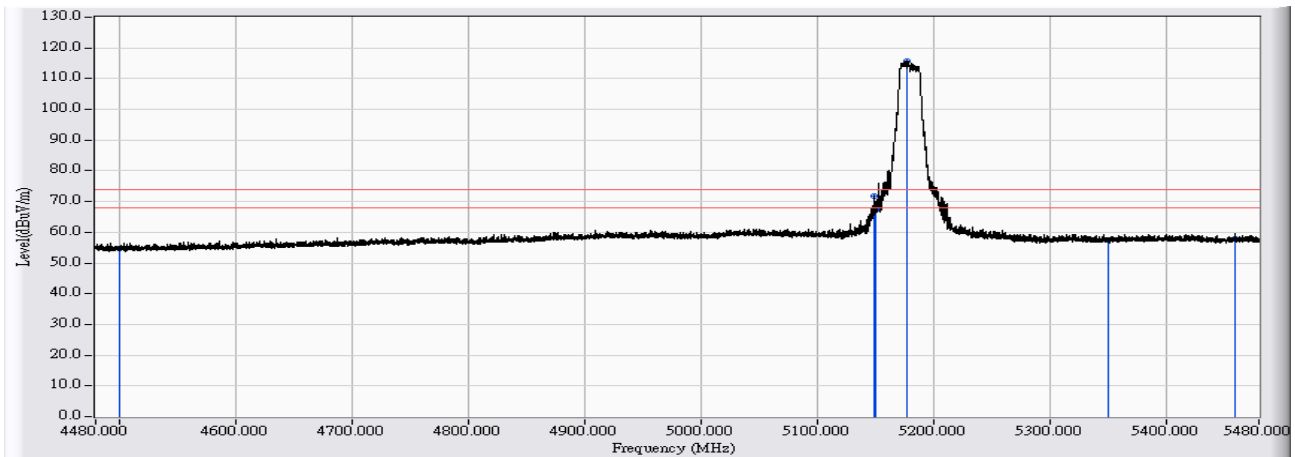


	Frequency (MHz)	Correct Factor (dB)	Reading Level (dBuV)	Measure Level (dBuV/m)	Margin (dB)	Limit (dBuV/m)	Detector Type
1	5350.000	24.980	26.488	51.468	-2.532	54.000	AVERAGE
2	5443.750	25.097	27.434	52.531	-1.469	54.000	AVERAGE
3	5460.000	25.118	27.302	52.420	-1.580	54.000	AVERAGE
4	* 5740.000	25.732	78.292	104.024	50.024	54.000	AVERAGE
5	7250.000	30.870	17.411	48.281	-5.719	54.000	AVERAGE
6	7750.000	31.300	17.364	48.664	-5.336	54.000	AVERAGE

Note:

1. All readings above 1GHz are performed with peak and/or average measurements as necessary.
2. Peak measurements: RBW = 1MHz, VBW = 1MHz, Sweep: Auto.
3. Average measurements: RBW = 1MHz, VBW = 10 Hz, Sweep: Auto.
4. " * ", means this data is the worst emission level.
5. Measurement Level = Reading Level + Correct Factor.
6. The average measurement was not performed when the peak measured data under the limit of average detection.

Site : CB4-H	Time : 2017/02/16
Limit : FCC_SpartC_15.209_03M_PK	Margin : 6
Probe : CB4-H_FCC_EFS_B091_1-18GHz_3M_0117 - HORIZONTAL	Power : AC 120V / 60Hz
EUT : Mimosa C5c	Note : 802.11ac(20M)_5180MHz Mode 2: Tx-Dipole ANT

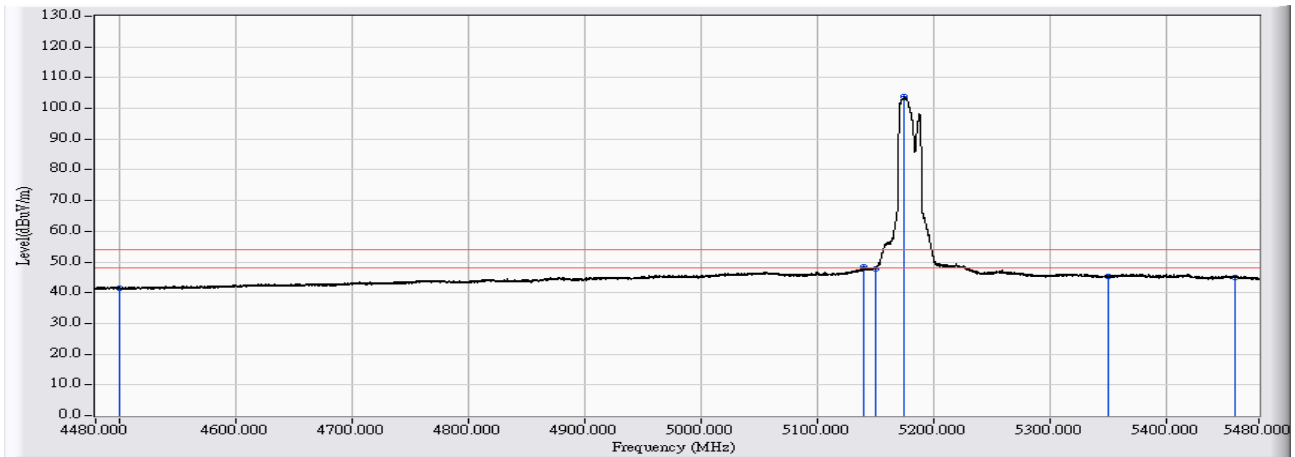


	Frequency (MHz)	Correct Factor (dB)	Reading Level (dBuV)	Measure Level (dBuV/m)	Margin (dB)	Limit (dBuV/m)	Detector Type
1	4500.000	22.335	32.401	54.736	-19.264	74.000	PEAK
2	5148.833	24.052	47.802	71.853	-2.147	74.000	PEAK
3	5150.000	24.053	43.191	67.244	-6.756	74.000	PEAK
4	* 5177.730	24.145	91.640	115.786	41.786	74.000	PEAK
5	5350.000	24.342	32.999	57.341	-16.659	74.000	PEAK
6	5460.000	24.289	33.587	57.876	-16.124	74.000	PEAK

Note:

1. All readings above 1GHz are performed with peak and/or average measurements as necessary.
2. Peak measurements: RBW = 1MHz, VBW = 1MHz, Sweep: Auto.
3. Average measurements: RBW = 1MHz, VBW = 10 Hz, Sweep: Auto.
4. “ * ”, means this data is the worst emission level.
5. Measurement Level = Reading Level + Correct Factor.
6. The average measurement was not performed when the peak measured data under the limit of average detection.

Site : CB4-H	Time : 2017/02/16
Limit : FCC_SpartC_15.209_03M_AV	Margin : 6
Probe : CB4-H_FCC_EFS_B091_1-18GHz_3M_0117 - HORIZONTAL	Power : AC 120V / 60Hz
EUT : Mimosa C5c	Note : 802.11ac(20M)_5180MHz Mode 2: Tx-Dipole ANT

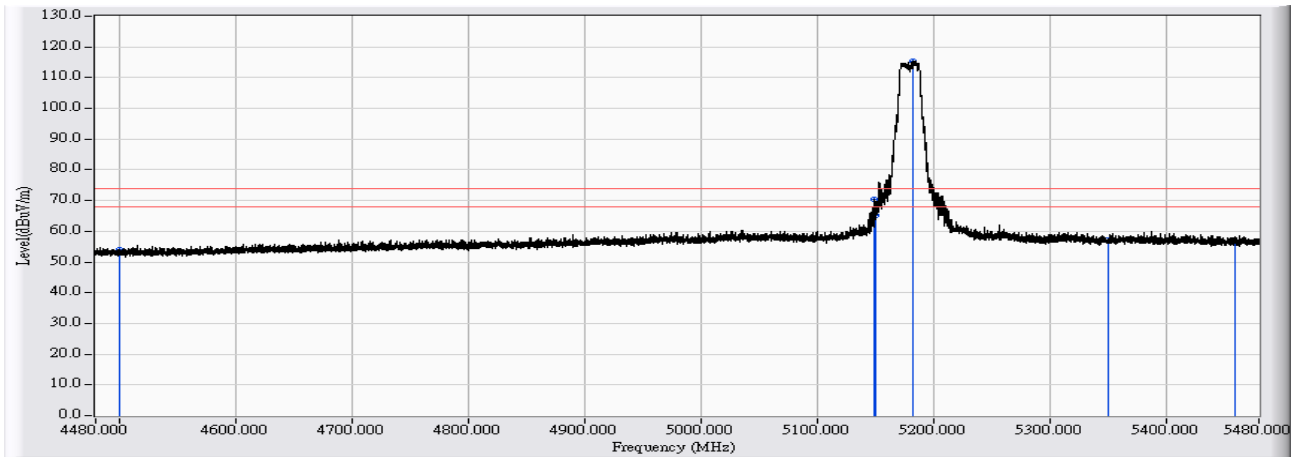


	Frequency (MHz)	Correct Factor (dB)	Reading Level (dBuV)	Measure Level (dBuV/m)	Margin (dB)	Limit (dBuV/m)	Detector Type
1	4500.000	22.335	19.148	41.483	-12.517	54.000	AVERAGE
2	5139.734	24.036	24.247	48.282	-5.718	54.000	AVERAGE
3	5150.000	24.053	23.739	47.792	-6.208	54.000	AVERAGE
4	* 5174.831	24.136	79.623	103.759	49.759	54.000	AVERAGE
5	5350.000	24.342	20.973	45.315	-8.685	54.000	AVERAGE
6	5460.000	24.289	20.603	44.892	-9.108	54.000	AVERAGE

Note:

1. All readings above 1GHz are performed with peak and/or average measurements as necessary.
2. Peak measurements: RBW = 1MHz, VBW = 1MHz, Sweep: Auto.
3. Average measurements: RBW = 1MHz, VBW = 10 Hz, Sweep: Auto.
4. “ * ”, means this data is the worst emission level.
5. Measurement Level = Reading Level + Correct Factor.
6. The average measurement was not performed when the peak measured data under the limit of average detection.

Site : CB4-H	Time : 2017/02/16
Limit : FCC_SpartC_15.209_03M_PK	Margin : 6
Probe : CB4-H_FCC_EFS_B091_1-18GHz_3M_0117 - VERTICAL	Power : AC 120V / 60Hz
EUT : Mimosa C5c	Note : 802.11ac(20M)_5180MHz Mode 2: Tx-Dipole ANT

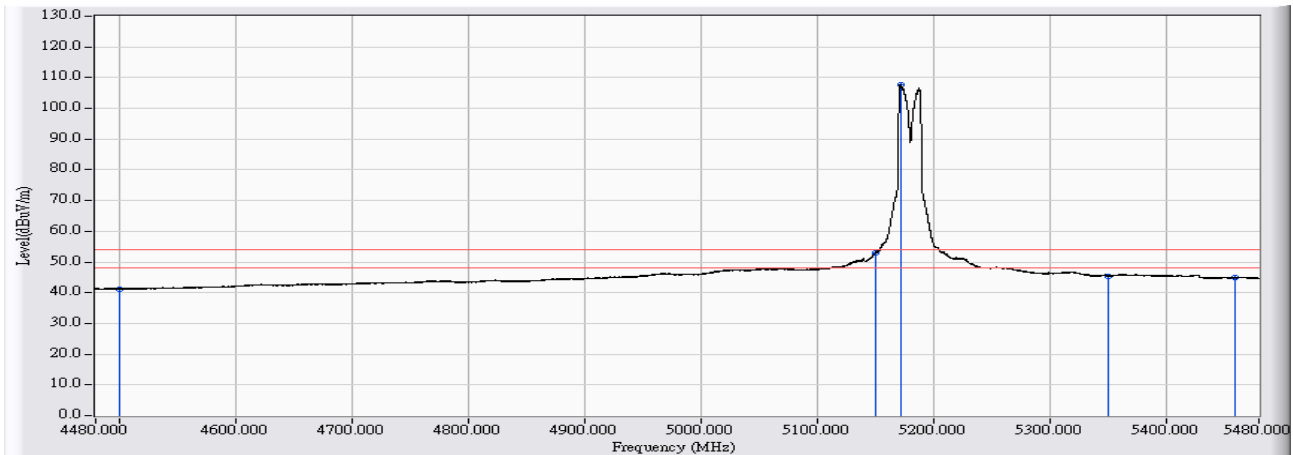


	Frequency (MHz)	Correct Factor (dB)	Reading Level (dBuV)	Measure Level (dBuV/m)	Margin (dB)	Limit (dBuV/m)	Detector Type
1	4500.000	22.335	31.809	54.144	-19.856	74.000	PEAK
2	5149.533	24.053	46.480	70.533	-3.467	74.000	PEAK
3	5150.000	24.053	40.987	65.040	-8.960	74.000	PEAK
4	* 5182.830	24.162	91.282	115.445	41.445	74.000	PEAK
5	5350.000	24.342	32.732	57.074	-16.926	74.000	PEAK
6	5460.000	24.289	32.308	56.597	-17.403	74.000	PEAK

Note:

1. All readings above 1GHz are performed with peak and/or average measurements as necessary.
2. Peak measurements: RBW = 1MHz, VBW = 1MHz, Sweep: Auto.
3. Average measurements: RBW = 1MHz, VBW = 10 Hz, Sweep: Auto.
4. “ * ”, means this data is the worst emission level.
5. Measurement Level = Reading Level + Correct Factor.
6. The average measurement was not performed when the peak measured data under the limit of average detection.

Site : CB4-H	Time : 2017/02/16
Limit : FCC_SpartC_15.209_03M_AV	Margin : 6
Probe : CB4-H_FCC_EFS_B091_1-18GHz_3M_0117 - VERTICAL	Power : AC 120V / 60Hz
EUT : Mimosa C5c	Note : 802.11ac(20M)_5180MHz Mode 2: Tx-Dipole ANT

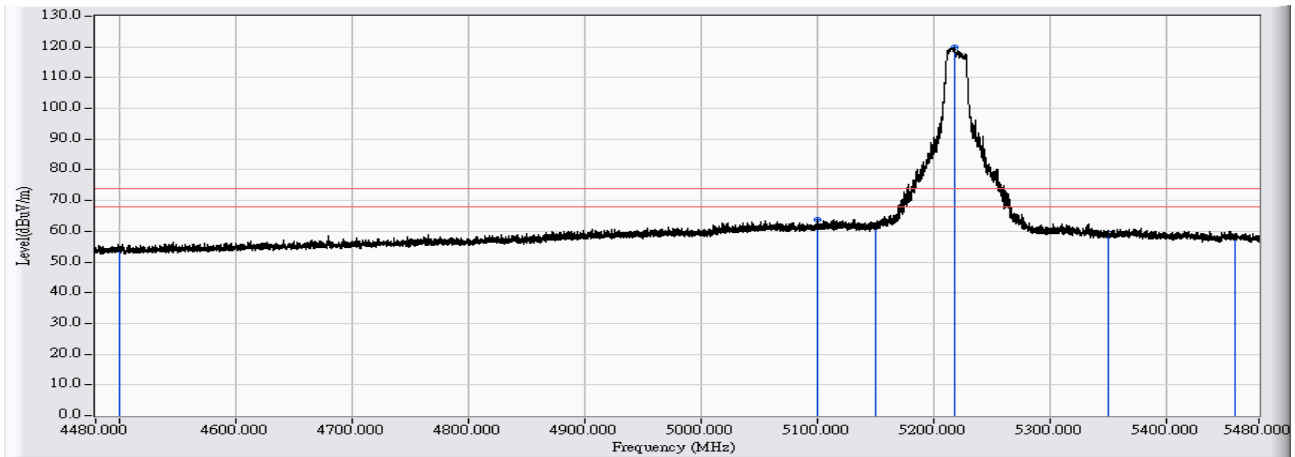


	Frequency (MHz)	Correct Factor (dB)	Reading Level (dBuV)	Measure Level (dBuV/m)	Margin (dB)	Limit (dBuV/m)	Detector Type
1	4500.000	22.335	18.889	41.224	-12.776	54.000	AVERAGE
2	5149.933	24.053	28.803	52.856	-1.144	54.000	AVERAGE
3	5150.000	24.053	28.909	52.962	-1.038	54.000	AVERAGE
4	* 5171.831	24.125	83.571	107.697	53.697	54.000	AVERAGE
5	5350.000	24.342	21.133	45.475	-8.525	54.000	AVERAGE
6	5460.000	24.289	20.642	44.931	-9.069	54.000	AVERAGE

Note:

1. All readings above 1GHz are performed with peak and/or average measurements as necessary.
2. Peak measurements: RBW = 1MHz, VBW = 1MHz, Sweep: Auto.
3. Average measurements: RBW = 1MHz, VBW = 10 Hz, Sweep: Auto.
4. “ * ”, means this data is the worst emission level.
5. Measurement Level = Reading Level + Correct Factor.
6. The average measurement was not performed when the peak measured data under the limit of average detection.

Site : CB4-H	Time : 2017/02/16
Limit : FCC_SpartC_15.209_03M_PK	Margin : 6
Probe : CB4-H_FCC_EFS_B091_1-18GHz_3M_0117 - HORIZONTAL	Power : AC 120V / 60Hz
EUT : Mimosa C5c	Note : 802.11ac(20M)_5220MHz Mode 2: Tx-Dipole ANT

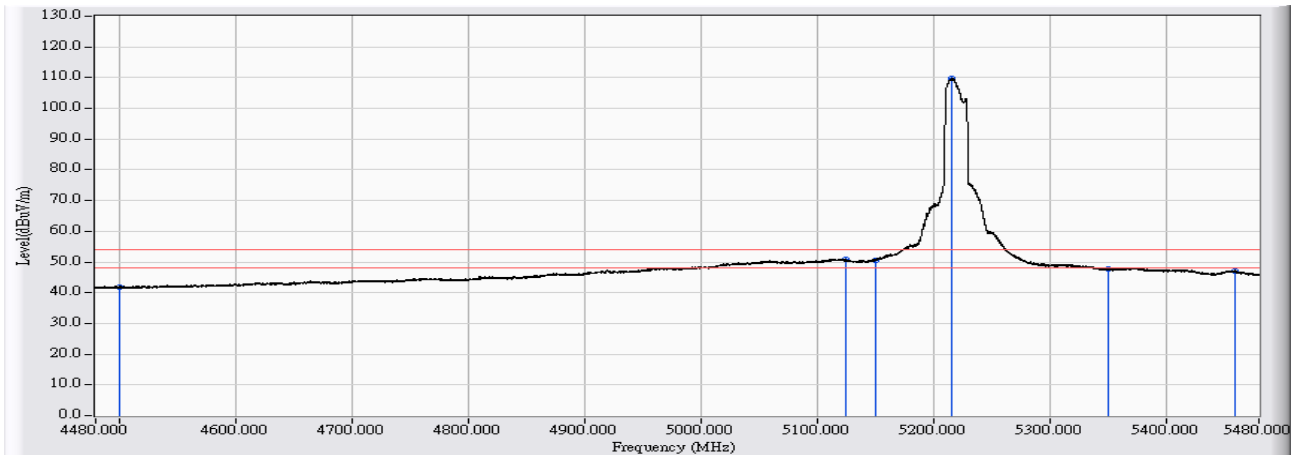


	Frequency (MHz)	Correct Factor (dB)	Reading Level (dBuV)	Measure Level (dBuV/m)	Margin (dB)	Limit (dBuV/m)	Detector Type
1	4500.000	22.335	32.076	54.411	-19.589	74.000	PEAK
2	5100.838	23.974	39.835	63.810	-10.190	74.000	PEAK
3	5150.000	24.053	37.275	61.328	-12.672	74.000	PEAK
4	* 5217.926	24.242	95.648	119.890	45.890	74.000	PEAK
5	5350.000	24.342	34.851	59.193	-14.807	74.000	PEAK
6	5460.000	24.289	33.808	58.097	-15.903	74.000	PEAK

Note:

1. All readings above 1GHz are performed with peak and/or average measurements as necessary.
2. Peak measurements: RBW = 1MHz, VBW = 1MHz, Sweep: Auto.
3. Average measurements: RBW = 1MHz, VBW = 10 Hz, Sweep: Auto.
4. “ * ”, means this data is the worst emission level.
5. Measurement Level = Reading Level + Correct Factor.
6. The average measurement was not performed when the peak measured data under the limit of average detection.

Site : CB4-H	Time : 2017/02/16
Limit : FCC_SpartC_15.209_03M_AV	Margin : 6
Probe : CB4-H_FCC_EFS_B091_1-18GHz_3M_0117 - HORIZONTAL	Power : AC 120V / 60Hz
EUT : Mimosa C5c	Note : 802.11ac(20M)_5220MHz Mode 2: Tx-Dipole ANT

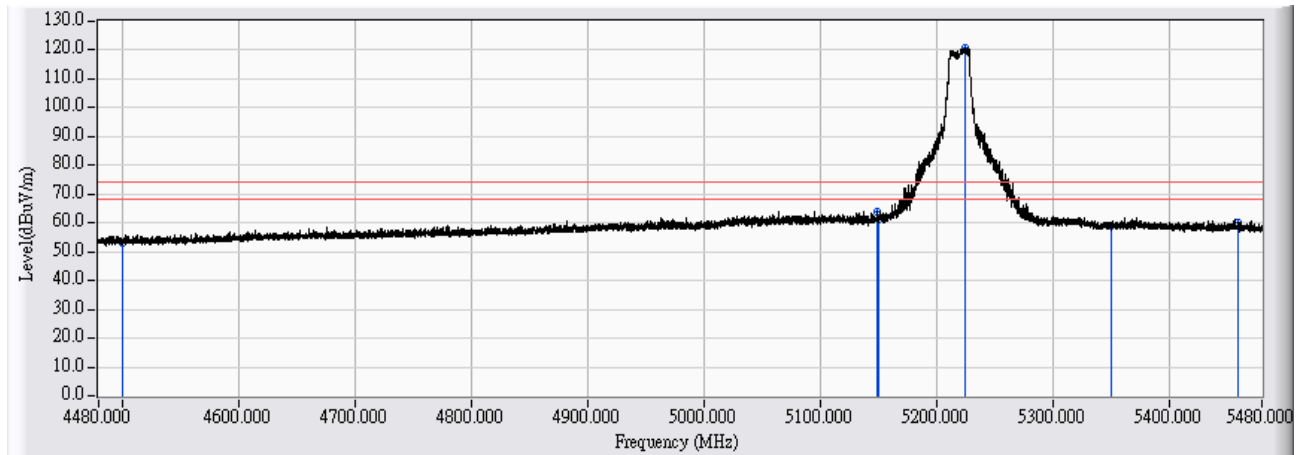


	Frequency (MHz)	Correct Factor (dB)	Reading Level (dBuV)	Measure Level (dBuV/m)	Margin (dB)	Limit (dBuV/m)	Detector Type
1	4500.000	22.335	19.342	41.677	-12.323	54.000	AVERAGE
2	5124.936	24.011	26.702	50.713	-3.287	54.000	AVERAGE
3	5150.000	24.053	26.425	50.478	-3.522	54.000	AVERAGE
4	* 5216.526	24.240	85.530	109.770	55.770	54.000	AVERAGE
5	5350.000	24.342	23.311	47.653	-6.347	54.000	AVERAGE
6	5460.000	24.289	22.868	47.157	-6.843	54.000	AVERAGE

Note:

1. All readings above 1GHz are performed with peak and/or average measurements as necessary.
2. Peak measurements: RBW = 1MHz, VBW = 1MHz, Sweep: Auto.
3. Average measurements: RBW = 1MHz, VBW = 10 Hz, Sweep: Auto.
4. “ * ”, means this data is the worst emission level.
5. Measurement Level = Reading Level + Correct Factor.
6. The average measurement was not performed when the peak measured data under the limit of average detection.

Site : CB4-H	Time : 2017/02/16
Limit : FCC_SpartC_15.209_03M_PK	Margin : 6
Probe : CB4-H_FCC_EFS_B091_1-18GHz_3M_0117 - VERTICAL	Power : AC 120V / 60Hz
EUT : Mimosa C5c	Note : 802.11ac(20M)_5220MHz Mode 2: Tx-Dipole ANT

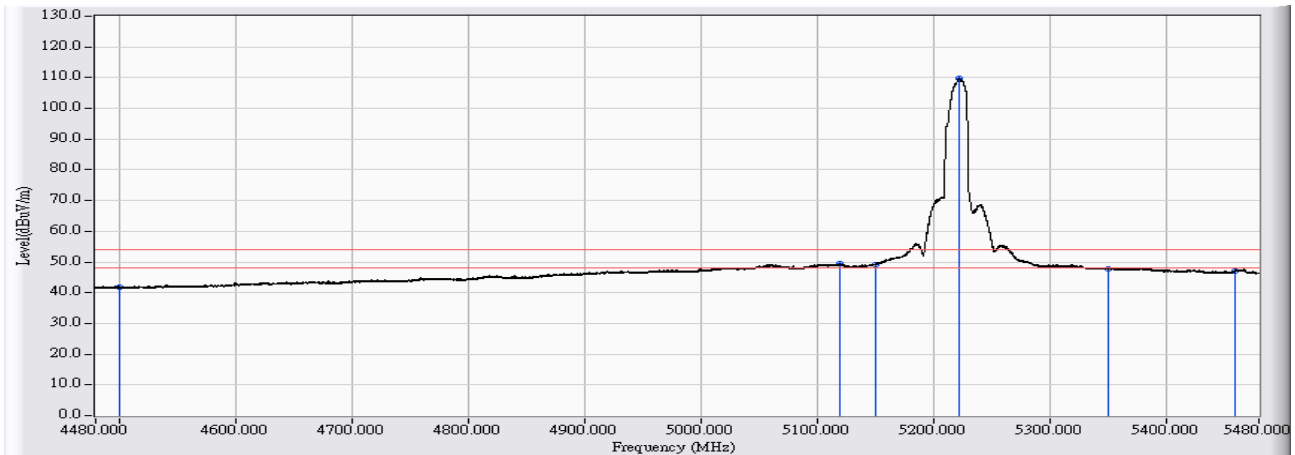


	Frequency (MHz)	Correct Factor (dB)	Reading Level (dBuV)	Measure Level (dBuV/m)	Margin (dB)	Limit (dBuV/m)	Detector Type
1	4500.000	22.335	30.909	53.244	-20.756	74.000	PEAK
2	5149.433	24.052	40.060	64.112	-9.888	74.000	PEAK
3	5150.000	24.053	37.258	61.311	-12.689	74.000	PEAK
4	* 5225.325	24.250	96.560	120.810	46.810	74.000	PEAK
5	5350.000	24.342	34.811	59.153	-14.847	74.000	PEAK
6	5460.000	24.289	35.744	60.033	-13.967	74.000	PEAK

Note:

1. All readings above 1GHz are performed with peak and/or average measurements as necessary.
2. Peak measurements: RBW = 1MHz, VBW = 1MHz, Sweep: Auto.
3. Average measurements: RBW = 1MHz, VBW = 10 Hz, Sweep: Auto.
4. “ * ”, means this data is the worst emission level.
5. Measurement Level = Reading Level + Correct Factor.
6. The average measurement was not performed when the peak measured data under the limit of average detection.

Site : CB4-H	Time : 2017/02/16
Limit : FCC_SpartC_15.209_03M_AV	Margin : 6
Probe : CB4-H_FCC_EFS_B091_1-18GHz_3M_0117 - VERTICAL	Power : AC 120V / 60Hz
EUT : Mimosa C5c	Note : 802.11ac(20M)_5220MHz Mode 2: Tx-Dipole ANT

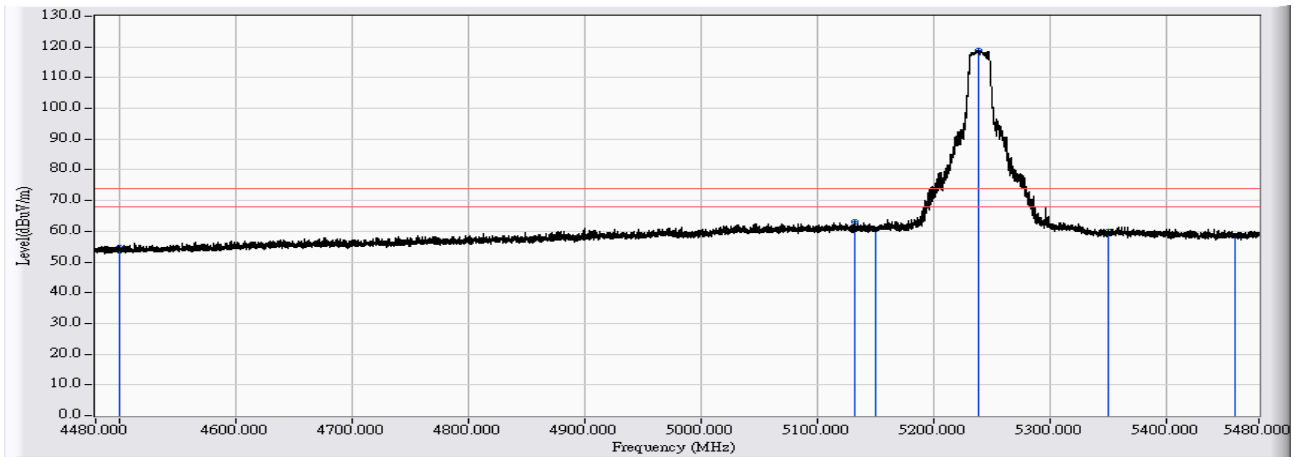


	Frequency (MHz)	Correct Factor (dB)	Reading Level (dBuV)	Measure Level (dBuV/m)	Margin (dB)	Limit (dBuV/m)	Detector Type
1	4500.000	22.335	19.408	41.743	-12.257	54.000	AVERAGE
2	5120.136	24.004	25.562	49.566	-4.434	54.000	AVERAGE
3	5150.000	24.053	25.106	49.159	-4.841	54.000	AVERAGE
4	* 5221.926	24.247	85.631	109.877	55.877	54.000	AVERAGE
5	5350.000	24.342	23.392	47.734	-6.266	54.000	AVERAGE
6	5460.000	24.289	22.691	46.980	-7.020	54.000	AVERAGE

Note:

1. All readings above 1GHz are performed with peak and/or average measurements as necessary.
2. Peak measurements: RBW = 1MHz, VBW = 1MHz, Sweep: Auto.
3. Average measurements: RBW = 1MHz, VBW = 10 Hz, Sweep: Auto.
4. “ * ”, means this data is the worst emission level.
5. Measurement Level = Reading Level + Correct Factor.
6. The average measurement was not performed when the peak measured data under the limit of average detection.

Site : CB4-H	Time : 2017/02/16
Limit : FCC_SpartC_15.209_03M_PK	Margin : 6
Probe : CB4-H_FCC_EFS_B091_1-18GHz_3M_0117 - HORIZONTAL	Power : AC 120V / 60Hz
EUT : Mimosa C5c	Note : 802.11ac(20M)_5240MHz Mode 2: Tx-Dipole ANT

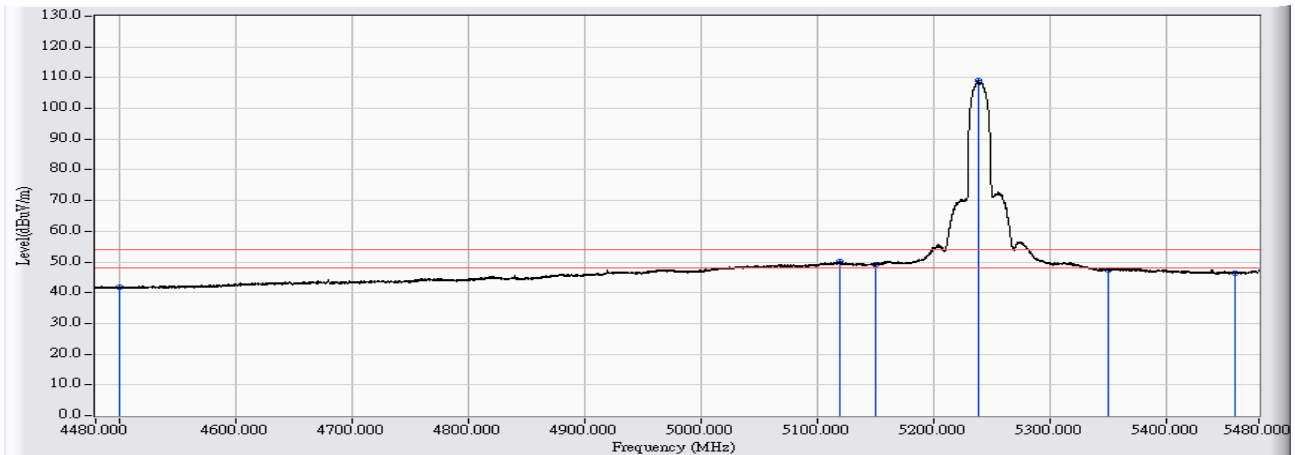


	Frequency (MHz)	Correct Factor (dB)	Reading Level (dBuV)	Measure Level (dBuV/m)	Margin (dB)	Limit (dBuV/m)	Detector Type
1	4500.000	22.335	32.442	54.777	-19.223	74.000	PEAK
2	5132.835	24.023	39.100	63.124	-10.876	74.000	PEAK
3	5150.000	24.053	36.439	60.492	-13.508	74.000	PEAK
4	* 5238.624	24.266	94.726	118.992	44.992	74.000	PEAK
5	5350.000	24.342	35.558	59.900	-14.100	74.000	PEAK
6	5460.000	24.289	34.187	58.476	-15.524	74.000	PEAK

Note:

1. All readings above 1GHz are performed with peak and/or average measurements as necessary.
2. Peak measurements: RBW = 1MHz, VBW = 1MHz, Sweep: Auto.
3. Average measurements: RBW = 1MHz, VBW = 10 Hz, Sweep: Auto.
4. “ * ”, means this data is the worst emission level.
5. Measurement Level = Reading Level + Correct Factor.
6. The average measurement was not performed when the peak measured data under the limit of average detection.

Site : CB4-H	Time : 2017/02/16
Limit : FCC_SpartC_15.209_03M_AV	Margin : 6
Probe : CB4-H_FCC_EFS_B091_1-18GHz_3M_0117 - HORIZONTAL	Power : AC 120V / 60Hz
EUT : Mimosa C5c	Note : 802.11ac(20M)_5240MHz Mode 2: Tx-Dipole ANT

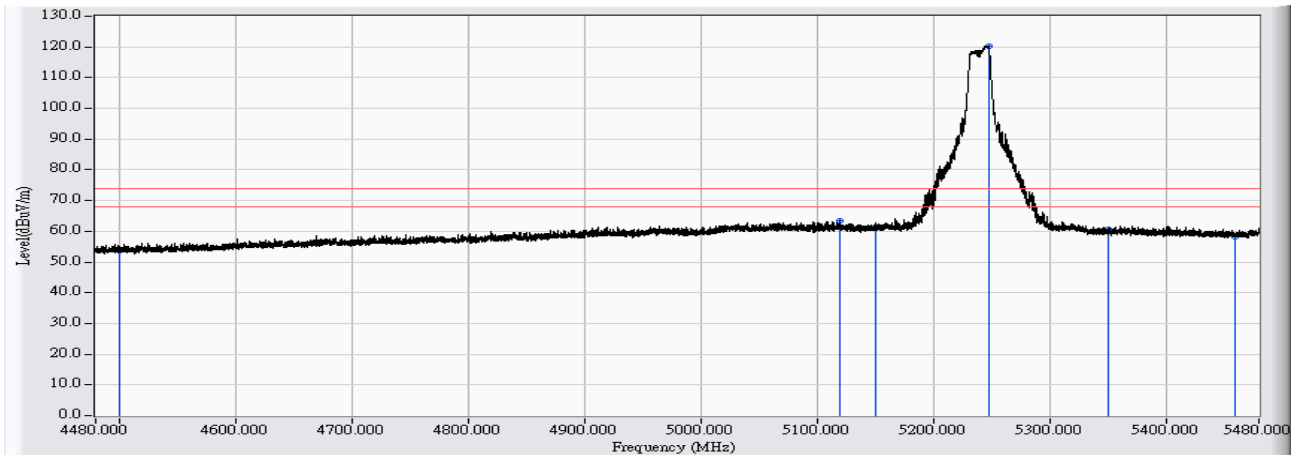


	Frequency (MHz)	Correct Factor (dB)	Reading Level (dBuV)	Measure Level (dBuV/m)	Margin (dB)	Limit (dBuV/m)	Detector Type
1	4500.000	22.335	19.519	41.854	-12.146	54.000	AVERAGE
2	5120.136	24.004	26.105	50.109	-3.891	54.000	AVERAGE
3	5150.000	24.053	24.988	49.041	-4.959	54.000	AVERAGE
4	* 5238.924	24.267	84.656	108.923	54.923	54.000	AVERAGE
5	5350.000	24.342	23.119	47.461	-6.539	54.000	AVERAGE
6	5460.000	24.289	22.230	46.519	-7.481	54.000	AVERAGE

Note:

1. All readings above 1GHz are performed with peak and/or average measurements as necessary.
2. Peak measurements: RBW = 1MHz, VBW = 1MHz, Sweep: Auto.
3. Average measurements: RBW = 1MHz, VBW = 10 Hz, Sweep: Auto.
4. “ * ”, means this data is the worst emission level.
5. Measurement Level = Reading Level + Correct Factor.
6. The average measurement was not performed when the peak measured data under the limit of average detection.

Site : CB4-H	Time : 2017/02/16
Limit : FCC_SpartC_15.209_03M_PK	Margin : 6
Probe : CB4-H_FCC_EFS_B091_1-18GHz_3M_0117 - VERTICAL	Power : AC 120V / 60Hz
EUT : Mimosa C5c	Note : 802.11ac(20M)_5240MHz Mode 2: Tx-Dipole ANT

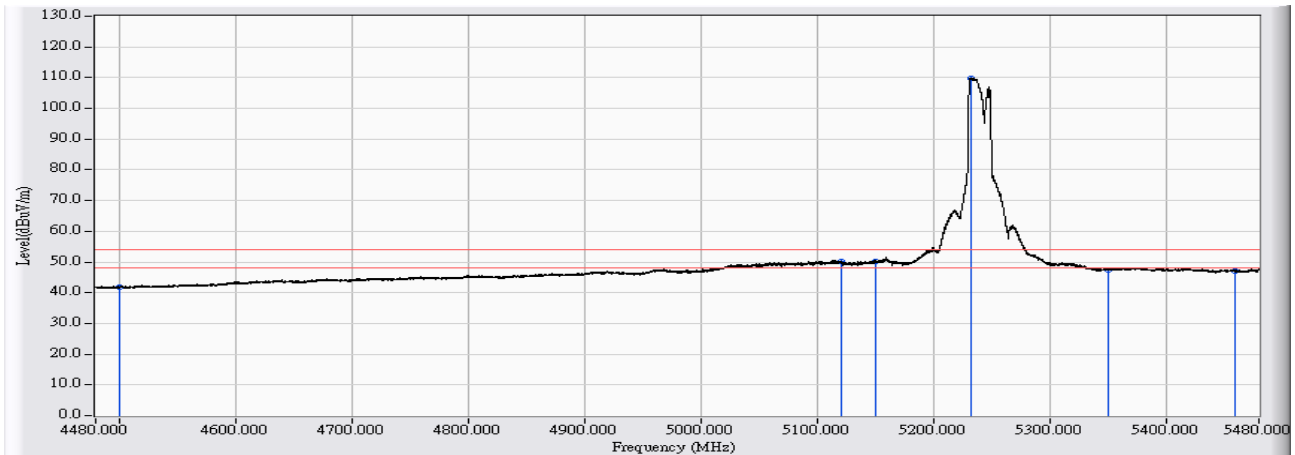


	Frequency (MHz)	Correct Factor (dB)	Reading Level (dBuV)	Measure Level (dBuV/m)	Margin (dB)	Limit (dBuV/m)	Detector Type
1	4500.000	22.335	31.302	53.637	-20.363	74.000	PEAK
2	5119.636	24.003	39.472	63.475	-10.525	74.000	PEAK
3	5150.000	24.053	37.218	61.271	-12.729	74.000	PEAK
4	* 5247.323	24.277	96.069	120.345	46.345	74.000	PEAK
5	5350.000	24.342	36.168	60.510	-13.490	74.000	PEAK
6	5460.000	24.289	34.029	58.318	-15.682	74.000	PEAK

Note:

1. All readings above 1GHz are performed with peak and/or average measurements as necessary.
2. Peak measurements: RBW = 1MHz, VBW = 1MHz, Sweep: Auto.
3. Average measurements: RBW = 1MHz, VBW = 10 Hz, Sweep: Auto.
4. “ * ”, means this data is the worst emission level.
5. Measurement Level = Reading Level + Correct Factor.
6. The average measurement was not performed when the peak measured data under the limit of average detection.

Site : CB4-H	Time : 2017/02/16
Limit : FCC_SpartC_15.209_03M_AV	Margin : 6
Probe : CB4-H_FCC_EFS_B091_1-18GHz_3M_0117 - VERTICAL	Power : AC 120V / 60Hz
EUT : Mimosa C5c	Note : 802.11ac(20M)_5240MHz Mode 2: Tx-Dipole ANT

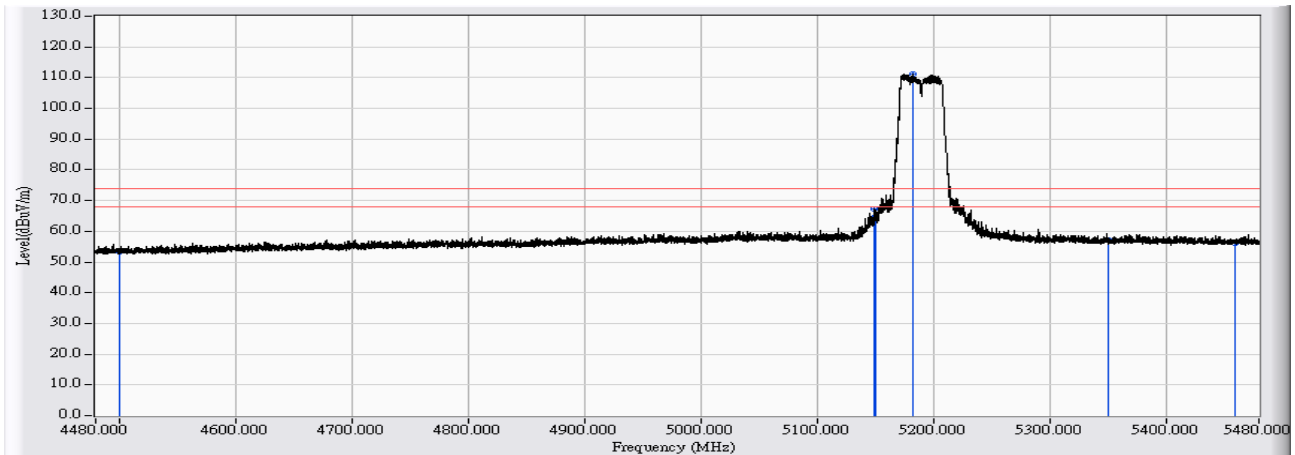


	Frequency (MHz)	Correct Factor (dB)	Reading Level (dBuV)	Measure Level (dBuV/m)	Margin (dB)	Limit (dBuV/m)	Detector Type
1	4500.000	22.335	19.318	41.653	-12.347	54.000	AVERAGE
2	5120.936	24.005	26.239	50.244	-3.756	54.000	AVERAGE
3	5150.000	24.053	25.970	50.023	-3.977	54.000	AVERAGE
4	* 5232.825	24.259	85.646	109.905	55.905	54.000	AVERAGE
5	5350.000	24.342	22.998	47.340	-6.660	54.000	AVERAGE
6	5460.000	24.289	22.815	47.104	-6.896	54.000	AVERAGE

Note:

1. All readings above 1GHz are performed with peak and/or average measurements as necessary.
2. Peak measurements: RBW = 1MHz, VBW = 1MHz, Sweep: Auto.
3. Average measurements: RBW = 1MHz, VBW = 10 Hz, Sweep: Auto.
4. “ * ”, means this data is the worst emission level.
5. Measurement Level = Reading Level + Correct Factor.
6. The average measurement was not performed when the peak measured data under the limit of average detection.

Site : CB4-H	Time : 2017/02/16
Limit : FCC_SpartC_15.209_03M_PK	Margin : 6
Probe : CB4-H_FCC_EFS_B091_1-18GHz_3M_0117 - HORIZONTAL	Power : AC 120V / 60Hz
EUT : Mimosa C5c	Note : 802.11ac(40M)_5190MHz Mode 2: Tx-Dipole ANT

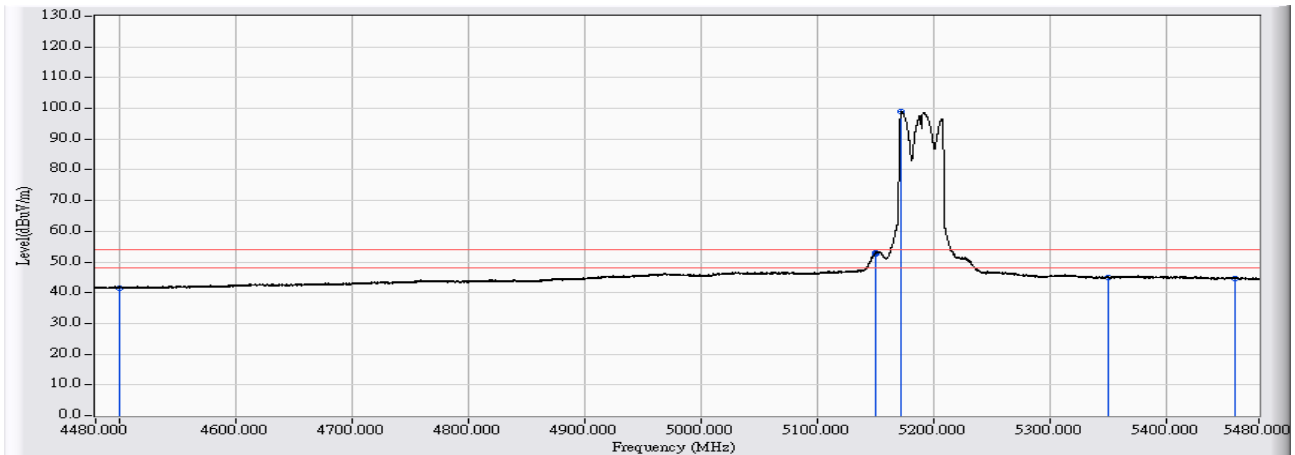


	Frequency (MHz)	Correct Factor (dB)	Reading Level (dBuV)	Measure Level (dBuV/m)	Margin (dB)	Limit (dBuV/m)	Detector Type
1	4500.000	22.335	30.893	53.228	-20.772	74.000	PEAK
2	5149.833	24.053	43.384	67.437	-6.563	74.000	PEAK
3	5150.000	24.053	40.689	64.742	-9.258	74.000	PEAK
4	* 5182.130	24.161	87.017	111.177	37.177	74.000	PEAK
5	5350.000	24.342	32.924	57.266	-16.734	74.000	PEAK
6	5460.000	24.289	31.780	56.069	-17.931	74.000	PEAK

Note:

1. All readings above 1GHz are performed with peak and/or average measurements as necessary.
2. Peak measurements: RBW = 1MHz, VBW = 1MHz, Sweep: Auto.
3. Average measurements: RBW = 1MHz, VBW = 10 Hz, Sweep: Auto.
4. “ * ”, means this data is the worst emission level.
5. Measurement Level = Reading Level + Correct Factor.
6. The average measurement was not performed when the peak measured data under the limit of average detection.

Site : CB4-H	Time : 2017/02/16
Limit : FCC_SpartC_15.209_03M_AV	Margin : 6
Probe : CB4-H_FCC_EFS_B091_1-18GHz_3M_0117 - HORIZONTAL	Power : AC 120V / 60Hz
EUT : Mimosa C5c	Note : 802.11ac(40M)_5190MHz Mode 2: Tx-Dipole ANT

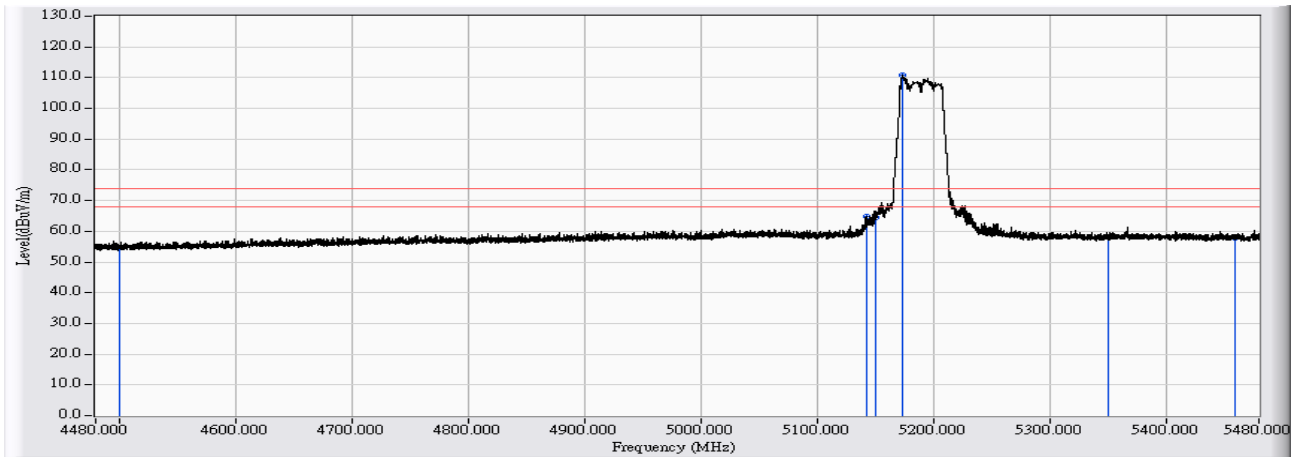


	Frequency (MHz)	Correct Factor (dB)	Reading Level (dBuV)	Measure Level (dBuV/m)	Margin (dB)	Limit (dBuV/m)	Detector Type
1	4500.000	22.335	19.258	41.593	-12.407	54.000	AVERAGE
2	5149.933	24.053	28.757	52.810	-1.190	54.000	AVERAGE
3	5150.000	24.053	28.736	52.789	-1.211	54.000	AVERAGE
4	* 5172.631	24.128	74.838	98.966	44.966	54.000	AVERAGE
5	5350.000	24.342	20.642	44.984	-9.016	54.000	AVERAGE
6	5460.000	24.289	20.357	44.646	-9.354	54.000	AVERAGE

Note:

1. All readings above 1GHz are performed with peak and/or average measurements as necessary.
2. Peak measurements: RBW = 1MHz, VBW = 1MHz, Sweep: Auto.
3. Average measurements: RBW = 1MHz, VBW = 10 Hz, Sweep: Auto.
4. “ * ”, means this data is the worst emission level.
5. Measurement Level = Reading Level + Correct Factor.
6. The average measurement was not performed when the peak measured data under the limit of average detection.

Site : CB4-H	Time : 2017/02/16
Limit : FCC_SpartC_15.209_03M_PK	Margin : 6
Probe : CB4-H_FCC_EFS_B091_1-18GHz_3M_0117 - VERTICAL	Power : AC 120V / 60Hz
EUT : Mimosa C5c	Note : 802.11ac(40M)_5190MHz Mode 2: Tx-Dipole ANT

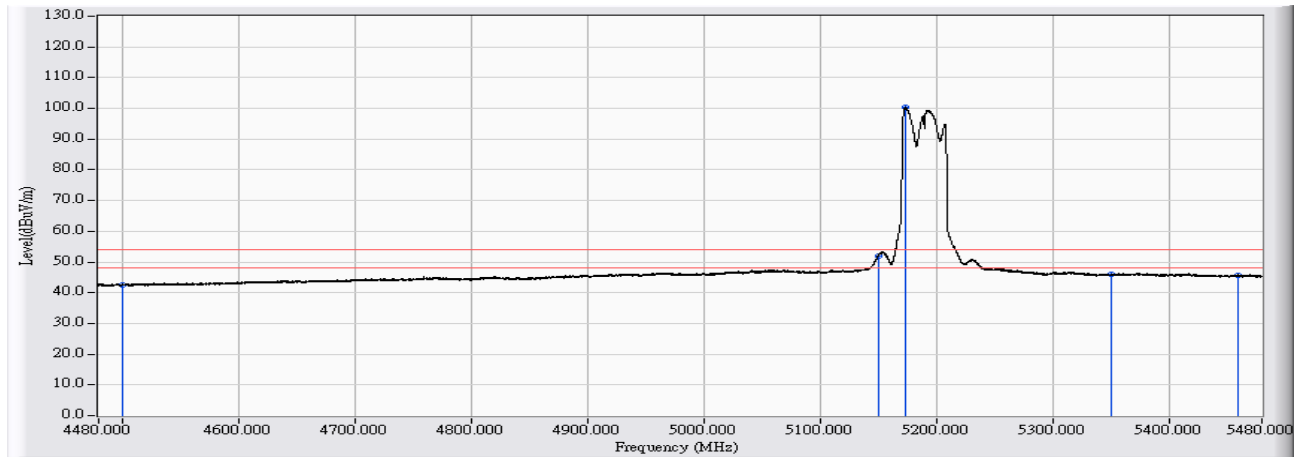


	Frequency (MHz)	Correct Factor (dB)	Reading Level (dBuV)	Measure Level (dBuV/m)	Margin (dB)	Limit (dBuV/m)	Detector Type
1	4500.000	22.335	32.550	54.885	-19.115	74.000	PEAK
2	5143.434	24.041	40.863	64.904	-9.096	74.000	PEAK
3	5150.000	24.053	40.562	64.615	-9.385	74.000	PEAK
4	* 5173.531	24.131	86.755	110.886	36.886	74.000	PEAK
5	5350.000	24.342	33.987	58.329	-15.671	74.000	PEAK
6	5460.000	24.289	33.694	57.983	-16.017	74.000	PEAK

Note:

1. All readings above 1GHz are performed with peak and/or average measurements as necessary.
2. Peak measurements: RBW = 1MHz, VBW = 1MHz, Sweep: Auto.
3. Average measurements: RBW = 1MHz, VBW = 10 Hz, Sweep: Auto.
4. “ * ”, means this data is the worst emission level.
5. Measurement Level = Reading Level + Correct Factor.
6. The average measurement was not performed when the peak measured data under the limit of average detection.

Site : CB4-H	Time : 2017/02/16
Limit : FCC_SpartC_15.209_03M_AV	Margin : 6
Probe : CB4-H_FCC_EFS_B091_1-18GHz_3M_0117 - VERTICAL	Power : AC 120V / 60Hz
EUT : Mimosa C5c	Note : 802.11ac(40M)_5190MHz Mode 2: Tx-Dipole ANT

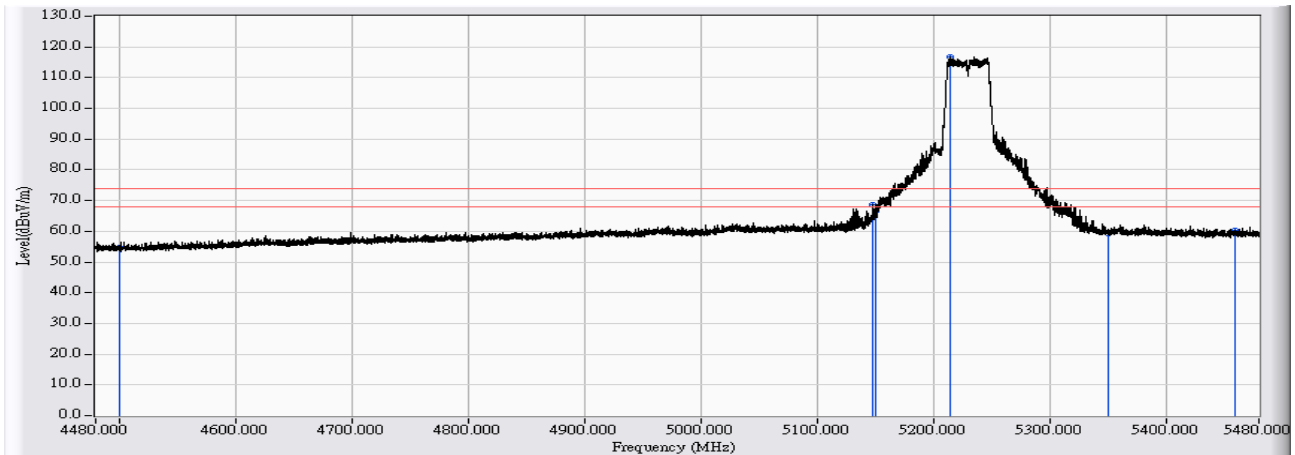


	Frequency (MHz)	Correct Factor (dB)	Reading Level (dBuV)	Measure Level (dBuV/m)	Margin (dB)	Limit (dBuV/m)	Detector Type
1	4500.000	22.335	20.049	42.384	-11.616	54.000	AVERAGE
2	5149.933	24.053	27.983	52.036	-1.964	54.000	AVERAGE
3	5150.000	24.053	28.041	52.094	-1.906	54.000	AVERAGE
4	* 5173.031	24.130	76.105	100.235	46.235	54.000	AVERAGE
5	5350.000	24.342	21.542	45.884	-8.116	54.000	AVERAGE
6	5460.000	24.289	21.272	45.561	-8.439	54.000	AVERAGE

Note:

1. All readings above 1GHz are performed with peak and/or average measurements as necessary.
2. Peak measurements: RBW = 1MHz, VBW = 1MHz, Sweep: Auto.
3. Average measurements: RBW = 1MHz, VBW = 10 Hz, Sweep: Auto.
4. “ * ”, means this data is the worst emission level.
5. Measurement Level = Reading Level + Correct Factor.
6. The average measurement was not performed when the peak measured data under the limit of average detection.

Site : CB4-H	Time : 2017/02/16
Limit : FCC_SpartC_15.209_03M_PK	Margin : 6
Probe : CB4-H_FCC_EFS_B091_1-18GHz_3M_0117 - HORIZONTAL	Power : AC 120V / 60Hz
EUT : Mimosa C5c	Note : 802.11ac(40M)_5230MHz Mode 2: Tx-Dipole ANT

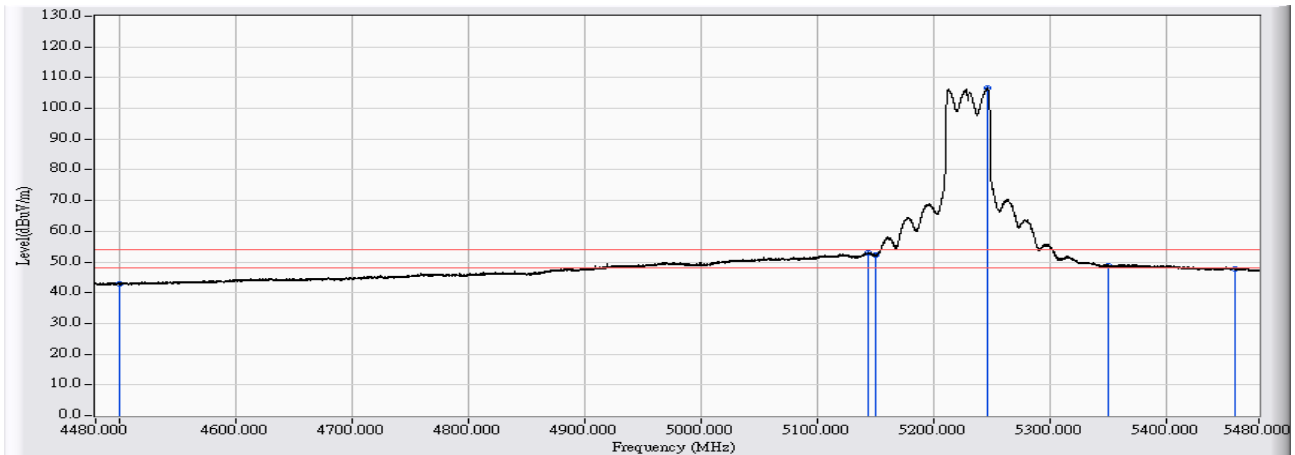


	Frequency (MHz)	Correct Factor (dB)	Reading Level (dBuV)	Measure Level (dBuV/m)	Margin (dB)	Limit (dBuV/m)	Detector Type
1	4500.000	22.335	32.302	54.637	-19.363	74.000	PEAK
2	5147.633	24.049	44.595	68.644	-5.356	74.000	PEAK
3	5150.000	24.053	42.664	66.717	-7.283	74.000	PEAK
4	* 5214.327	24.237	92.452	116.689	42.689	74.000	PEAK
5	5350.000	24.342	34.906	59.248	-14.752	74.000	PEAK
6	5460.000	24.289	35.897	60.186	-13.814	74.000	PEAK

Note:

1. All readings above 1GHz are performed with peak and/or average measurements as necessary.
2. Peak measurements: RBW = 1MHz, VBW = 1MHz, Sweep: Auto.
3. Average measurements: RBW = 1MHz, VBW = 10 Hz, Sweep: Auto.
4. “ * ”, means this data is the worst emission level.
5. Measurement Level = Reading Level + Correct Factor.
6. The average measurement was not performed when the peak measured data under the limit of average detection.

Site : CB4-H	Time : 2017/02/16
Limit : FCC_SpartC_15.209_03M_AV	Margin : 6
Probe : CB4-H_FCC_EFS_B091_1-18GHz_3M_0117 - HORIZONTAL	Power : AC 120V / 60Hz
EUT : Mimosa C5c	Note : 802.11ac(40M)_5230MHz Mode 2: Tx-Dipole ANT

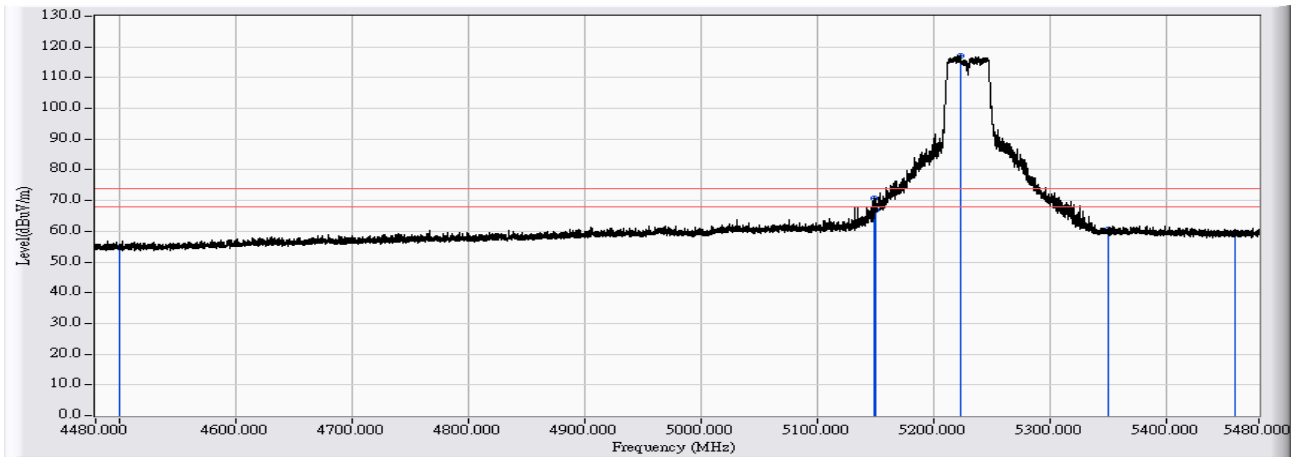


	Frequency (MHz)	Correct Factor (dB)	Reading Level (dBuV)	Measure Level (dBuV/m)	Margin (dB)	Limit (dBuV/m)	Detector Type
1	4500.000	22.335	20.539	42.874	-11.126	54.000	AVERAGE
2	5144.534	24.042	28.942	52.985	-1.015	54.000	AVERAGE
3	5150.000	24.053	28.280	52.333	-1.667	54.000	AVERAGE
4	* 5246.623	24.276	82.210	106.486	52.486	54.000	AVERAGE
5	5350.000	24.342	24.331	48.673	-5.327	54.000	AVERAGE
6	5460.000	24.289	23.532	47.821	-6.179	54.000	AVERAGE

Note:

1. All readings above 1GHz are performed with peak and/or average measurements as necessary.
2. Peak measurements: RBW = 1MHz, VBW = 1MHz, Sweep: Auto.
3. Average measurements: RBW = 1MHz, VBW = 10 Hz, Sweep: Auto.
4. “ * ”, means this data is the worst emission level.
5. Measurement Level = Reading Level + Correct Factor.
6. The average measurement was not performed when the peak measured data under the limit of average detection.

Site : CB4-H	Time : 2017/02/16
Limit : FCC_SpartC_15.209_03M_PK	Margin : 6
Probe : CB4-H_FCC_EFS_B091_1-18GHz_3M_0117 - VERTICAL	Power : AC 120V / 60Hz
EUT : Mimosa C5c	Note : 802.11ac(40M)_5230MHz Mode 2: Tx-Dipole ANT

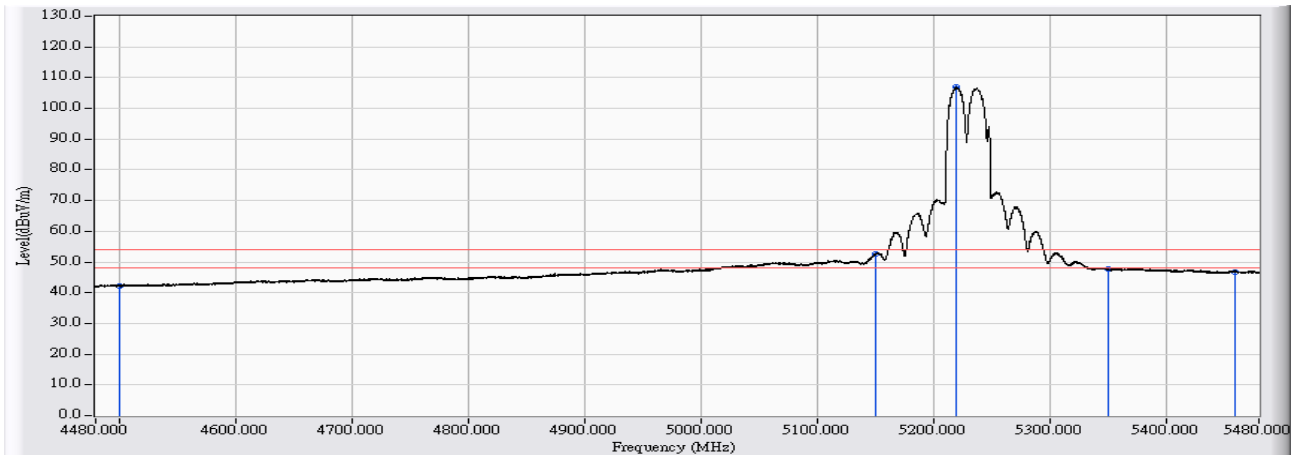


	Frequency (MHz)	Correct Factor (dB)	Reading Level (dBuV)	Measure Level (dBuV/m)	Margin (dB)	Limit (dBuV/m)	Detector Type
1	4500.000	22.335	32.527	54.862	-19.138	74.000	PEAK
2	5148.933	24.051	46.679	70.730	-3.270	74.000	PEAK
3	5150.000	24.053	42.691	66.744	-7.256	74.000	PEAK
4	* 5223.126	24.248	92.878	117.126	43.126	74.000	PEAK
5	5350.000	24.342	36.210	60.552	-13.448	74.000	PEAK
6	5460.000	24.289	34.893	59.182	-14.818	74.000	PEAK

Note:

1. All readings above 1GHz are performed with peak and/or average measurements as necessary.
2. Peak measurements: RBW = 1MHz, VBW = 1MHz, Sweep: Auto.
3. Average measurements: RBW = 1MHz, VBW = 10 Hz, Sweep: Auto.
4. “ * ”, means this data is the worst emission level.
5. Measurement Level = Reading Level + Correct Factor.
6. The average measurement was not performed when the peak measured data under the limit of average detection.

Site : CB4-H	Time : 2017/02/16
Limit : FCC_SpartC_15.209_03M_AV	Margin : 6
Probe : CB4-H_FCC_EFS_B091_1-18GHz_3M_0117 - VERTICAL	Power : AC 120V / 60Hz
EUT : Mimosa C5c	Note : 802.11ac(40M)_5230MHz Mode 2: Tx-Dipole ANT

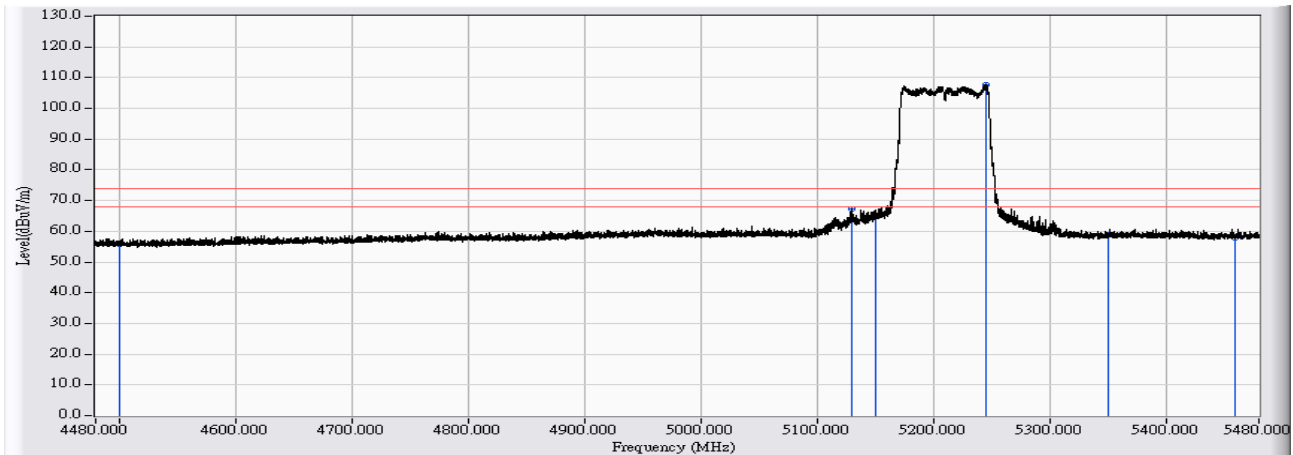


	Frequency (MHz)	Correct Factor (dB)	Reading Level (dBuV)	Measure Level (dBuV/m)	Margin (dB)	Limit (dBuV/m)	Detector Type
1	4500.000	22.335	19.901	42.236	-11.764	54.000	AVERAGE
2	5149.933	24.053	28.624	52.677	-1.323	54.000	AVERAGE
3	5150.000	24.053	28.408	52.461	-1.539	54.000	AVERAGE
4	* 5219.826	24.244	82.754	106.998	52.998	54.000	AVERAGE
5	5350.000	24.342	23.476	47.818	-6.182	54.000	AVERAGE
6	5460.000	24.289	22.518	46.807	-7.193	54.000	AVERAGE

Note:

1. All readings above 1GHz are performed with peak and/or average measurements as necessary.
2. Peak measurements: RBW = 1MHz, VBW = 1MHz, Sweep: Auto.
3. Average measurements: RBW = 1MHz, VBW = 10 Hz, Sweep: Auto.
4. “ * ”, means this data is the worst emission level.
5. Measurement Level = Reading Level + Correct Factor.
6. The average measurement was not performed when the peak measured data under the limit of average detection.

Site : CB4-H	Time : 2017/02/16
Limit : FCC_SpartC_15.209_03M_PK	Margin : 6
Probe : CB4-H_FCC_EFS_B091_1-18GHz_3M_0117 - HORIZONTAL	Power : AC 120V / 60Hz
EUT : Mimosa C5c	Note : 802.11ac(80M)_5210MHz Mode 2: Tx-Dipole ANT

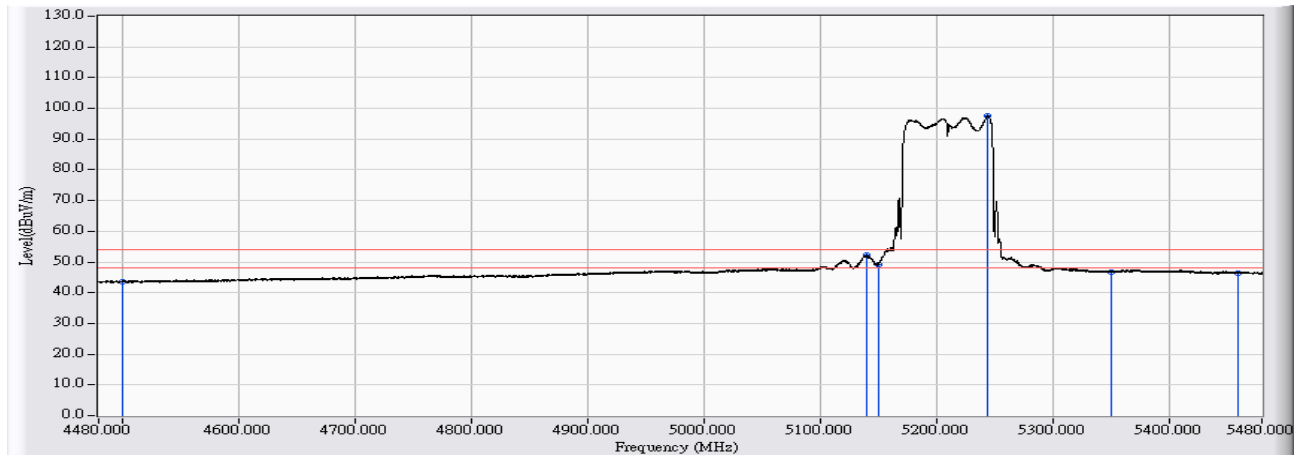


	Frequency (MHz)	Correct Factor (dB)	Reading Level (dBuV)	Measure Level (dBuV/m)	Margin (dB)	Limit (dBuV/m)	Detector Type
1	4500.000	22.335	33.486	55.821	-18.179	74.000	PEAK
2	5130.635	24.021	43.135	67.156	-6.844	74.000	PEAK
3	5150.000	24.053	41.190	65.243	-8.757	74.000	PEAK
4	* 5245.123	24.274	83.333	107.607	33.607	74.000	PEAK
5	5350.000	24.342	34.414	58.756	-15.244	74.000	PEAK
6	5460.000	24.289	33.596	57.885	-16.115	74.000	PEAK

Note:

1. All readings above 1GHz are performed with peak and/or average measurements as necessary.
2. Peak measurements: RBW = 1MHz, VBW = 1MHz, Sweep: Auto.
3. Average measurements: RBW = 1MHz, VBW = 10 Hz, Sweep: Auto.
4. “ * ”, means this data is the worst emission level.
5. Measurement Level = Reading Level + Correct Factor.
6. The average measurement was not performed when the peak measured data under the limit of average detection.

Site : CB4-H	Time : 2017/02/16
Limit : FCC_SpartC_15.209_03M_AV	Margin : 6
Probe : CB4-H_FCC_EFS_B091_1-18GHz_3M_0117 - HORIZONTAL	Power : AC 120V / 60Hz
EUT : Mimosa C5c	Note : 802.11ac(80M)_5210MHz Mode 2: Tx-Dipole ANT

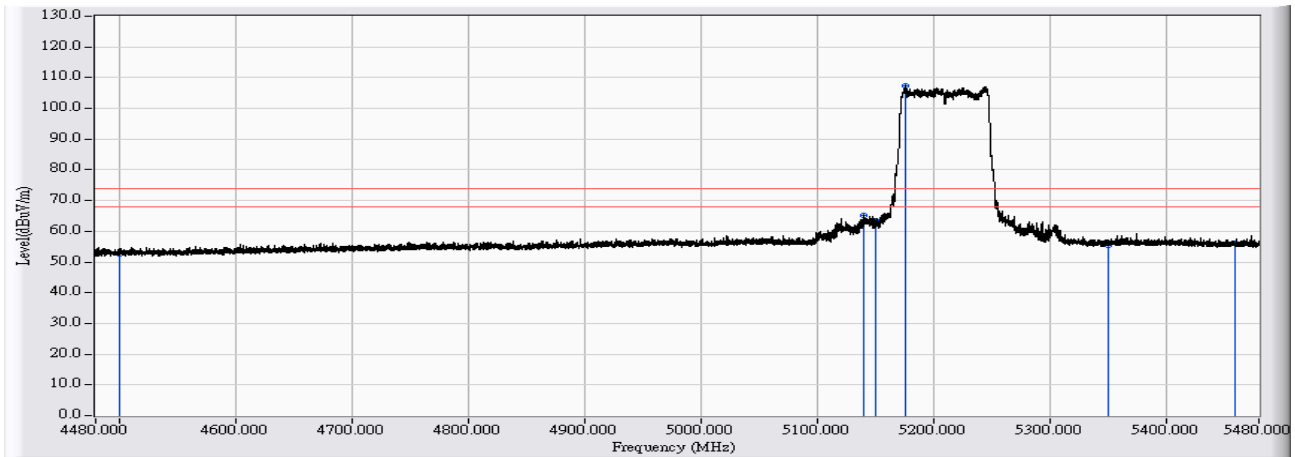


	Frequency (MHz)	Correct Factor (dB)	Reading Level (dBuV)	Measure Level (dBuV/m)	Margin (dB)	Limit (dBuV/m)	Detector Type
1	4500.000	22.335	21.162	43.497	-10.503	54.000	AVERAGE
2	5140.334	24.036	28.232	52.268	-1.732	54.000	AVERAGE
3	5150.000	24.053	25.215	49.268	-4.732	54.000	AVERAGE
4	* 5244.524	24.273	73.430	97.703	43.703	54.000	AVERAGE
5	5350.000	24.342	22.474	46.816	-7.184	54.000	AVERAGE
6	5460.000	24.289	22.101	46.390	-7.610	54.000	AVERAGE

Note:

1. All readings above 1GHz are performed with peak and/or average measurements as necessary.
2. Peak measurements: RBW = 1MHz, VBW = 1MHz, Sweep: Auto.
3. Average measurements: RBW = 1MHz, VBW = 10 Hz, Sweep: Auto.
4. “ * ”, means this data is the worst emission level.
5. Measurement Level = Reading Level + Correct Factor.
6. The average measurement was not performed when the peak measured data under the limit of average detection.

Site : CB4-H	Time : 2017/02/16
Limit : FCC_SpartC_15.209_03M_PK	Margin : 6
Probe : CB4-H_FCC_EFS_B091_1-18GHz_3M_0117 - VERTICAL	Power : AC 120V / 60Hz
EUT : Mimosa C5c	Note : 802.11ac(80M)_5210MHz Mode 2: Tx-Dipole ANT

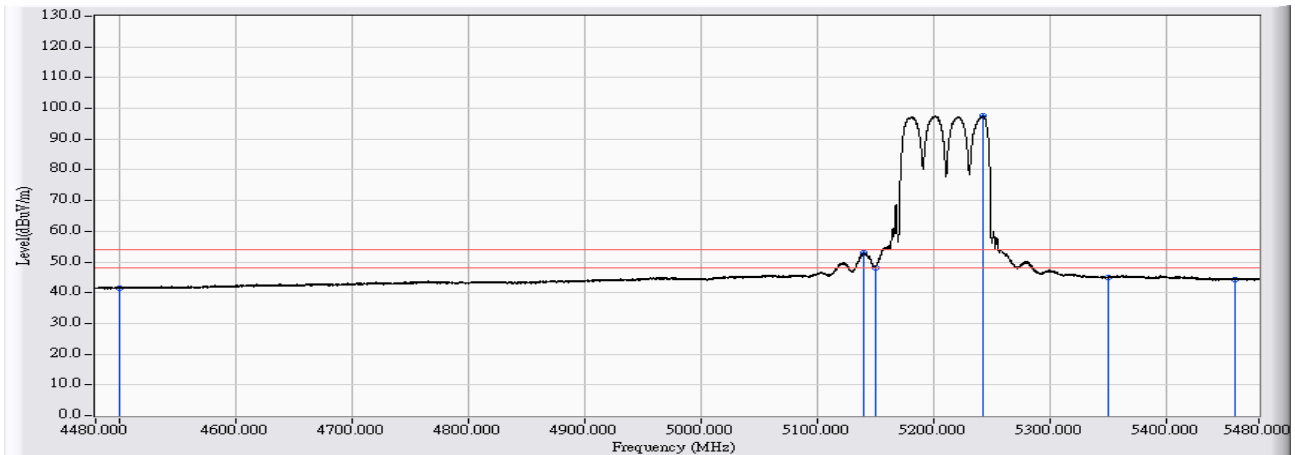


	Frequency (MHz)	Correct Factor (dB)	Reading Level (dBuV)	Measure Level (dBuV/m)	Margin (dB)	Limit (dBuV/m)	Detector Type
1	4500.000	22.335	30.273	52.608	-21.392	74.000	PEAK
2	5140.634	24.037	41.243	65.280	-8.720	74.000	PEAK
3	5150.000	24.053	39.252	63.305	-10.695	74.000	PEAK
4	* 5176.630	24.142	83.312	107.454	33.454	74.000	PEAK
5	5350.000	24.342	31.168	55.510	-18.490	74.000	PEAK
6	5460.000	24.289	31.800	56.089	-17.911	74.000	PEAK

Note:

1. All readings above 1GHz are performed with peak and/or average measurements as necessary.
2. Peak measurements: RBW = 1MHz, VBW = 1MHz, Sweep: Auto.
3. Average measurements: RBW = 1MHz, VBW = 10 Hz, Sweep: Auto.
4. “ * ”, means this data is the worst emission level.
5. Measurement Level = Reading Level + Correct Factor.
6. The average measurement was not performed when the peak measured data under the limit of average detection.

Site : CB4-H	Time : 2017/02/16
Limit : FCC_SpartC_15.209_03M_AV	Margin : 6
Probe : CB4-H_FCC_EFS_B091_1-18GHz_3M_0117 - VERTICAL	Power : AC 120V / 60Hz
EUT : Mimosa C5c	Note : 802.11ac(80M)_5210MHz Mode 2: Tx-Dipole ANT

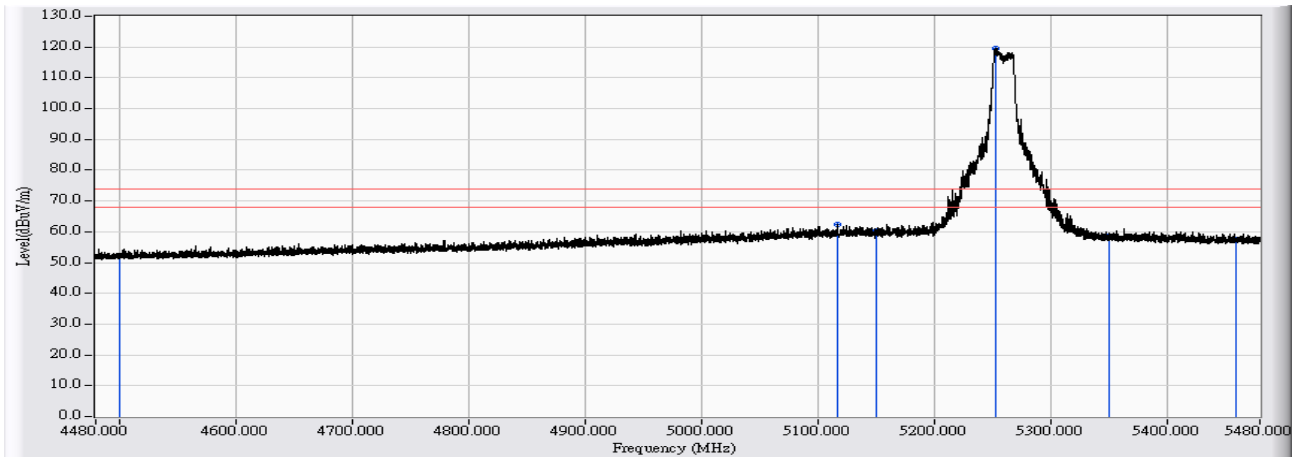


	Frequency (MHz)	Correct Factor (dB)	Reading Level (dBuV)	Measure Level (dBuV/m)	Margin (dB)	Limit (dBuV/m)	Detector Type
1	4500.000	22.335	19.115	41.450	-12.550	54.000	AVERAGE
2	5140.434	24.037	28.869	52.906	-1.094	54.000	AVERAGE
3	5150.000	24.053	24.064	48.117	-5.883	54.000	AVERAGE
4	* 5243.124	24.272	73.232	97.503	43.503	54.000	AVERAGE
5	5350.000	24.342	20.638	44.980	-9.020	54.000	AVERAGE
6	5460.000	24.289	20.142	44.431	-9.569	54.000	AVERAGE

Note:

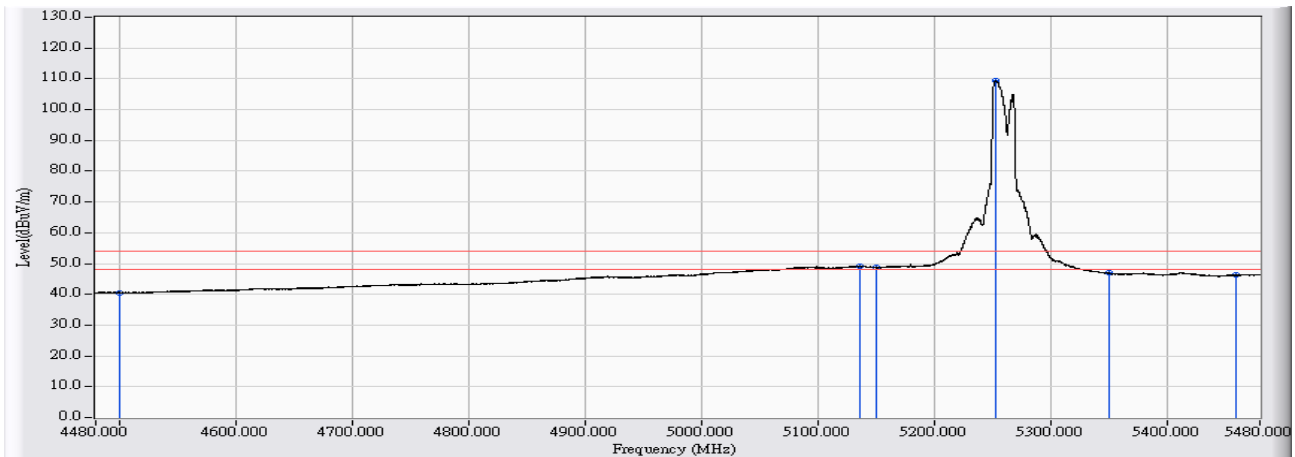
1. All readings above 1GHz are performed with peak and/or average measurements as necessary.
2. Peak measurements: RBW = 1MHz, VBW = 1MHz, Sweep: Auto.
3. Average measurements: RBW = 1MHz, VBW = 10 Hz, Sweep: Auto.
4. “ * ”, means this data is the worst emission level.
5. Measurement Level = Reading Level + Correct Factor.
6. The average measurement was not performed when the peak measured data under the limit of average detection.

Site : CB2-H	Time : 2017/02/22
Limit : FCC_SpartC_15.209_03M_PK	Margin : 6
Probe : CB2_FCC_EFS_B091_1-18GHz_3M_0117 - HORIZONTAL	Power : AC 120V / 60Hz
EUT : Mimosa C5c	Note : 802.11ac(20M)_5260MHz Mode 2: Tx-Dipole ANT



	Frequency (MHz)	Correct Factor (dB)	Reading Level (dBuV)	Measure Level (dBuV/m)	Margin (dB)	Limit (dBuV/m)	Detector Type
1	4500.000	22.335	29.862	52.197	-21.803	74.000	PEAK
2	5116.636	23.999	38.477	62.475	-11.525	74.000	PEAK
3	5150.000	24.053	36.198	60.251	-13.749	74.000	PEAK
4	* 5252.923	24.286	95.234	119.520	45.520	74.000	PEAK
5	5350.000	24.342	34.236	58.578	-15.422	74.000	PEAK
6	5460.000	24.289	33.220	57.509	-16.491	74.000	PEAK

Site : CB2-H	Time : 2017/02/22
Limit : FCC_SpartC_15.209_03M_AV	Margin : 6
Probe : CB2_FCC_EFS_B091_1-18GHz_3M_0117 - HORIZONTAL	Power : AC 120V / 60Hz
EUT : Mimosa C5c	Note : 802.11ac(20M)_5260MHz Mode 2: Tx-Dipole ANT

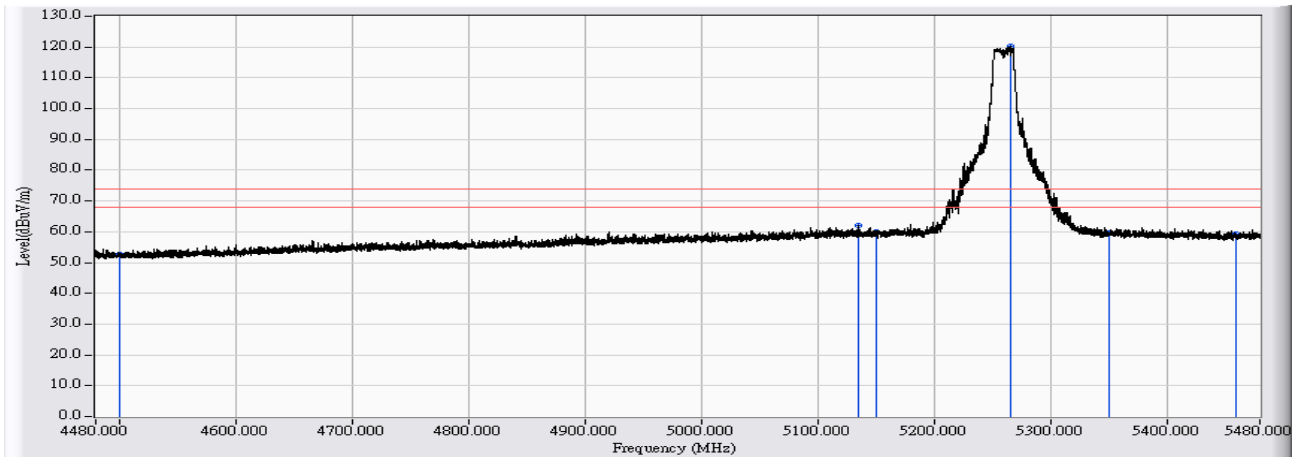


	Frequency (MHz)	Correct Factor (dB)	Reading Level (dBuV)	Measure Level (dBuV/m)	Margin (dB)	Limit (dBuV/m)	Detector Type
1	4500.000	22.335	18.235	40.570	-13.430	54.000	AVERAGE
2	5136.034	24.029	25.214	49.243	-4.757	54.000	AVERAGE
3	5150.000	24.053	24.678	48.731	-5.269	54.000	AVERAGE
4	* 5253.023	24.287	85.082	109.368	55.368	54.000	AVERAGE
5	5350.000	24.342	22.632	46.974	-7.026	54.000	AVERAGE
6	5460.000	24.289	21.968	46.257	-7.743	54.000	AVERAGE

Note:

1. All readings above 1GHz are performed with peak and/or average measurements as necessary.
2. Peak measurements: RBW = 1MHz, VBW = 1MHz, Sweep: Auto.
3. Average measurements: RBW = 1MHz, VBW = 10 Hz, Sweep: Auto.
4. " * ", means this data is the worst emission level.
5. Measurement Level = Reading Level + Correct Factor.
6. The average measurement was not performed when the peak measured data under the limit of average detection.

Site : CB2-H	Time : 2017/02/22
Limit : FCC_SpartC_15.209_03M_PK	Margin : 6
Probe : CB2_FCC_EFS_B091_1-18GHz_3M_0117 - VERTICAL	Power : AC 120V / 60Hz
EUT : Mimosa C5c	Note : 802.11ac(20M)_5260MHz Mode 2: Tx-Dipole ANT

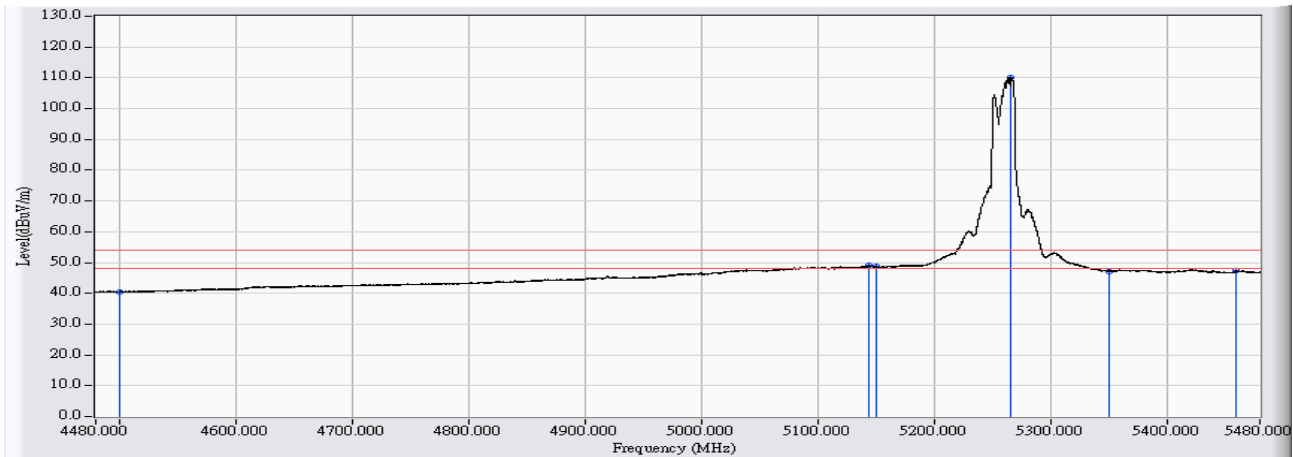


	Frequency (MHz)	Correct Factor (dB)	Reading Level (dBuV)	Measure Level (dBuV/m)	Margin (dB)	Limit (dBuV/m)	Detector Type
1	4500.000	22.335	30.223	52.558	-21.442	74.000	PEAK
2	5135.034	24.027	38.131	62.159	-11.841	74.000	PEAK
3	5150.000	24.053	35.770	59.823	-14.177	74.000	PEAK
4	* 5265.521	24.315	95.805	120.120	46.120	74.000	PEAK
5	5350.000	24.342	35.240	59.582	-14.418	74.000	PEAK
6	5460.000	24.289	35.072	59.361	-14.639	74.000	PEAK

Note:

1. All readings above 1GHz are performed with peak and/or average measurements as necessary.
2. Peak measurements: RBW = 1MHz, VBW = 1MHz, Sweep: Auto.
3. Average measurements: RBW = 1MHz, VBW = 10 Hz, Sweep: Auto.
4. " * ", means this data is the worst emission level.
5. Measurement Level = Reading Level + Correct Factor.
6. The average measurement was not performed when the peak measured data under the limit of average detection.

Site : CB2-H	Time : 2017/02/22
Limit : FCC_SpartC_15.209_03M_AV	Margin : 6
Probe : CB2_FCC_EFS_B091_1-18GHz_3M_0117 - VERTICAL	Power : AC 120V / 60Hz
EUT : Mimosa C5c	Note : 802.11ac(20M)_5260MHz Mode 2: Tx-Dipole ANT

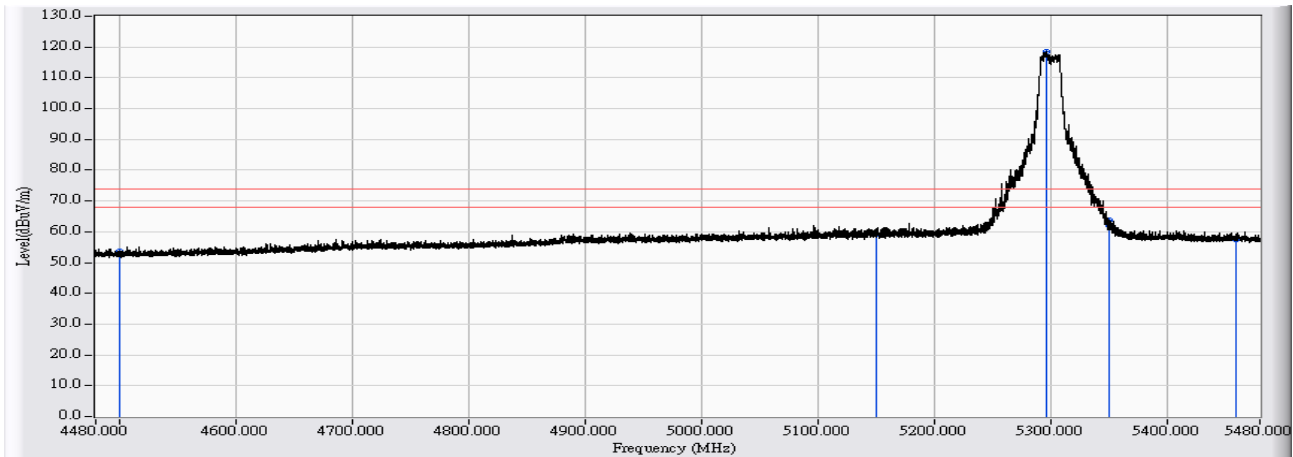


	Frequency (MHz)	Correct Factor (dB)	Reading Level (dBuV)	Measure Level (dBuV/m)	Margin (dB)	Limit (dBuV/m)	Detector Type
1	4500.000	22.335	18.163	40.498	-13.502	54.000	AVERAGE
2	5144.334	24.043	24.931	48.974	-5.026	54.000	AVERAGE
3	5150.000	24.053	24.647	48.700	-5.300	54.000	AVERAGE
4	* 5265.821	24.316	85.754	110.069	56.069	54.000	AVERAGE
5	5350.000	24.342	22.809	47.151	-6.849	54.000	AVERAGE
6	5460.000	24.289	23.047	47.336	-6.664	54.000	AVERAGE

Note:

1. All readings above 1GHz are performed with peak and/or average measurements as necessary.
2. Peak measurements: RBW = 1MHz, VBW = 1MHz, Sweep: Auto.
3. Average measurements: RBW = 1MHz, VBW = 10 Hz, Sweep: Auto.
4. " * ", means this data is the worst emission level.
5. Measurement Level = Reading Level + Correct Factor.
6. The average measurement was not performed when the peak measured data under the limit of average detection.

Site : CB2-H	Time : 2017/02/22
Limit : FCC_SpartC_15.209_03M_PK	Margin : 6
Probe : CB2_FCC_EFS_B091_1-18GHz_3M_0117 - HORIZONTAL	Power : AC 120V / 60Hz
EUT : Mimosa C5c	Note : 802.11ac(20M)_5300MHz Mode 2: Tx-Dipole ANT

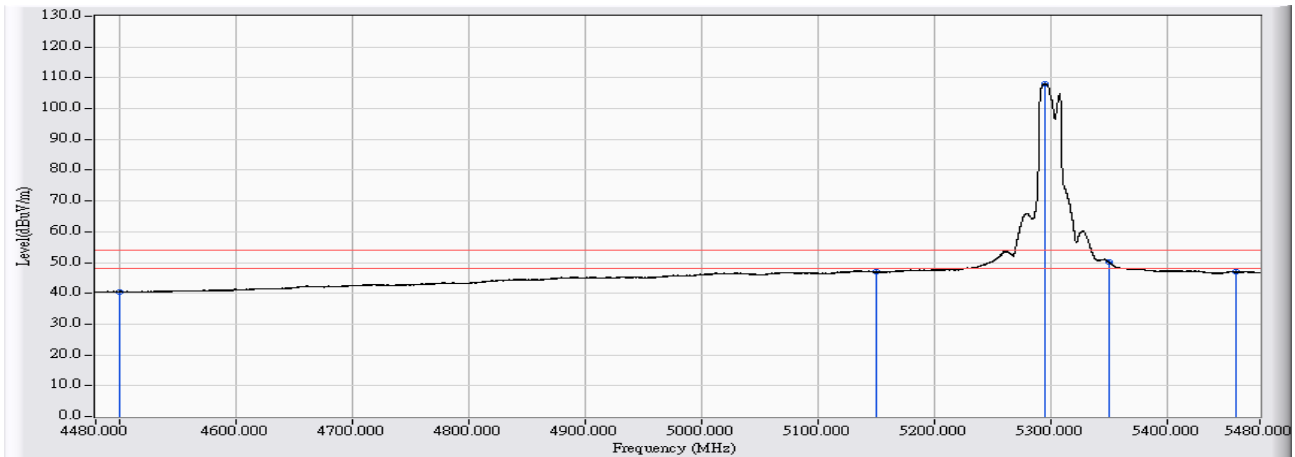


	Frequency (MHz)	Correct Factor (dB)	Reading Level (dBuV)	Measure Level (dBuV/m)	Margin (dB)	Limit (dBuV/m)	Detector Type
1	4500.000	22.335	31.173	53.508	-20.492	74.000	PEAK
2	5150.000	24.053	35.218	59.271	-14.729	74.000	PEAK
3	* 5296.118	24.384	93.983	118.367	44.367	74.000	PEAK
4	5350.000	24.342	37.855	62.197	-11.803	74.000	PEAK
5	5351.113	24.340	39.459	63.799	-10.201	74.000	PEAK
6	5460.000	24.289	33.348	57.637	-16.363	74.000	PEAK

Note:

1. All readings above 1GHz are performed with peak and/or average measurements as necessary.
2. Peak measurements: RBW = 1MHz, VBW = 1MHz, Sweep: Auto.
3. Average measurements: RBW = 1MHz, VBW = 10 Hz, Sweep: Auto.
4. " * ", means this data is the worst emission level.
5. Measurement Level = Reading Level + Correct Factor.
6. The average measurement was not performed when the peak measured data under the limit of average detection.

Site : CB2-H	Time : 2017/02/22
Limit : FCC_SpartC_15.209_03M_AV	Margin : 6
Probe : CB2_FCC_EFS_B091_1-18GHz_3M_0117 - HORIZONTAL	Power : AC 120V / 60Hz
EUT : Mimosa C5c	Note : 802.11ac(20M)_5300MHz Mode 2: Tx-Dipole ANT

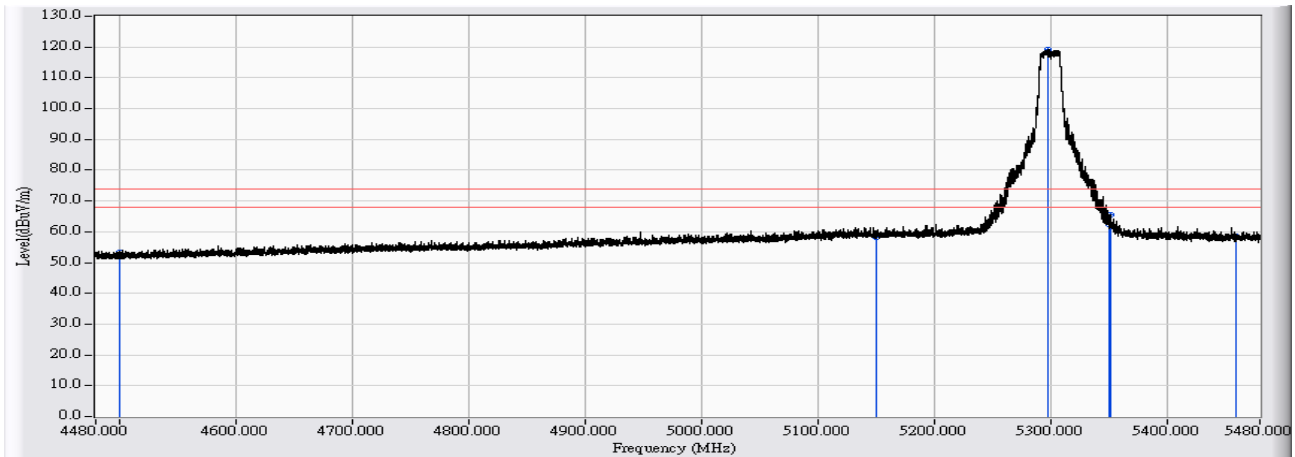


	Frequency (MHz)	Correct Factor (dB)	Reading Level (dBuV)	Measure Level (dBuV/m)	Margin (dB)	Limit (dBuV/m)	Detector Type
1	4500.000	22.335	18.116	40.451	-13.549	54.000	AVERAGE
2	5150.000	24.053	22.928	46.981	-7.019	54.000	AVERAGE
3	* 5294.819	24.381	83.823	108.204	54.204	54.000	AVERAGE
4	5350.000	24.342	25.868	50.210	-3.790	54.000	AVERAGE
5	5350.113	24.341	25.884	50.225	-3.775	54.000	AVERAGE
6	5460.000	24.289	22.627	46.916	-7.084	54.000	AVERAGE

Note:

1. All readings above 1GHz are performed with peak and/or average measurements as necessary.
2. Peak measurements: RBW = 1MHz, VBW = 1MHz, Sweep: Auto.
3. Average measurements: RBW = 1MHz, VBW = 10 Hz, Sweep: Auto.
4. " * ", means this data is the worst emission level.
5. Measurement Level = Reading Level + Correct Factor.
6. The average measurement was not performed when the peak measured data under the limit of average detection.

Site : CB2-H	Time : 2017/02/22
Limit : FCC_SpartC_15.209_03M_PK	Margin : 6
Probe : CB2_FCC_EFS_B091_1-18GHz_3M_0117 - VERTICAL	Power : AC 120V / 60Hz
EUT : Mimosa C5c	Note : 802.11ac(20M)_5300MHz Mode 2: Tx-Dipole ANT

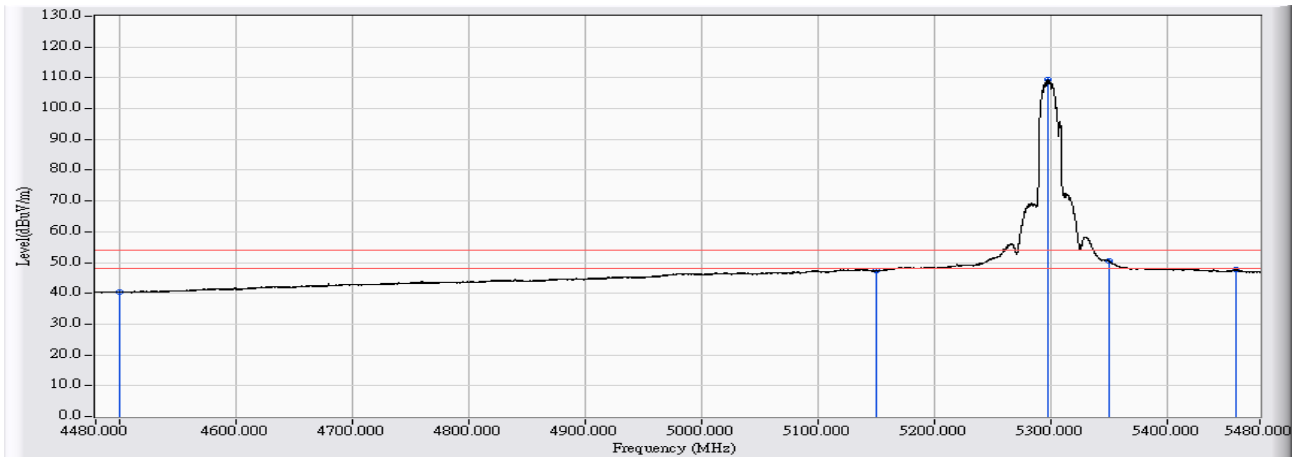


	Frequency (MHz)	Correct Factor (dB)	Reading Level (dBuV)	Measure Level (dBuV/m)	Margin (dB)	Limit (dBuV/m)	Detector Type
1	4500.000	22.335	30.857	53.192	-20.808	74.000	PEAK
2	5150.000	24.053	34.211	58.264	-15.736	74.000	PEAK
3	* 5297.418	24.387	94.918	119.305	45.305	74.000	PEAK
4	5350.000	24.342	38.004	62.346	-11.654	74.000	PEAK
5	5351.413	24.341	41.272	65.612	-8.388	74.000	PEAK
6	5460.000	24.289	34.365	58.654	-15.346	74.000	PEAK

Note:

1. All readings above 1GHz are performed with peak and/or average measurements as necessary.
2. Peak measurements: RBW = 1MHz, VBW = 1MHz, Sweep: Auto.
3. Average measurements: RBW = 1MHz, VBW = 10 Hz, Sweep: Auto.
4. " * ", means this data is the worst emission level.
5. Measurement Level = Reading Level + Correct Factor.
6. The average measurement was not performed when the peak measured data under the limit of average detection.

Site : CB2-H	Time : 2017/02/22
Limit : FCC_SpartC_15.209_03M_AV	Margin : 6
Probe : CB2_FCC_EFS_B091_1-18GHz_3M_0117 - VERTICAL	Power : AC 120V / 60Hz
EUT : Mimosa C5c	Note : 802.11ac(20M)_5300MHz Mode 2: Tx-Dipole ANT

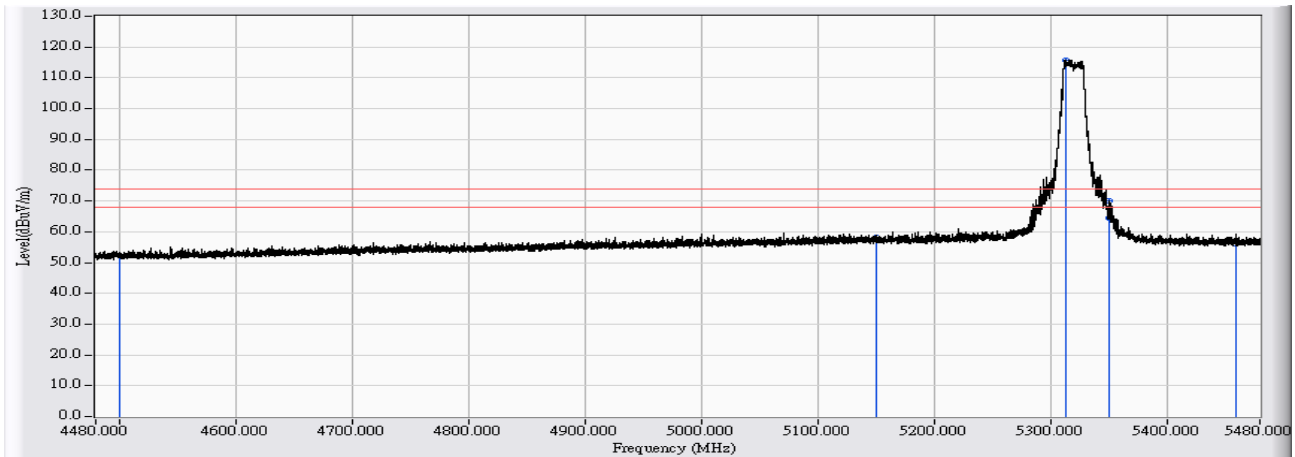


	Frequency (MHz)	Correct Factor (dB)	Reading Level (dBuV)	Measure Level (dBuV/m)	Margin (dB)	Limit (dBuV/m)	Detector Type
1	4500.000	22.335	18.162	40.497	-13.503	54.000	AVERAGE
2	5150.000	24.053	23.274	47.327	-6.673	54.000	AVERAGE
3	* 5297.918	24.388	85.029	109.417	55.417	54.000	AVERAGE
4	5350.000	24.342	26.200	50.542	-3.458	54.000	AVERAGE
5	5350.013	24.341	26.184	50.525	-3.475	54.000	AVERAGE
6	5460.000	24.289	23.389	47.678	-6.322	54.000	AVERAGE

Note:

1. All readings above 1GHz are performed with peak and/or average measurements as necessary.
2. Peak measurements: RBW = 1MHz, VBW = 1MHz, Sweep: Auto.
3. Average measurements: RBW = 1MHz, VBW = 10 Hz, Sweep: Auto.
4. " * ", means this data is the worst emission level.
5. Measurement Level = Reading Level + Correct Factor.
6. The average measurement was not performed when the peak measured data under the limit of average detection.

Site : CB2-H	Time : 2017/02/22
Limit : FCC_SpartC_15.209_03M_PK	Margin : 6
Probe : CB2_FCC_EFS_B091_1-18GHz_3M_0117 - HORIZONTAL	Power : AC 120V / 60Hz
EUT : Mimosa C5c	Note : 802.11ac(20M)_5320MHz Mode 2: Tx-Dipole ANT

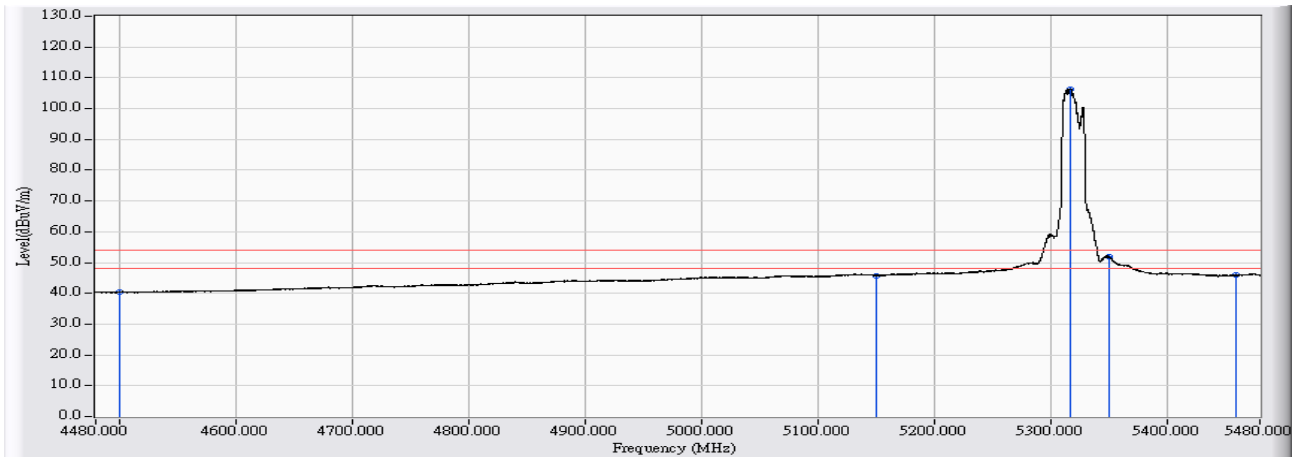


	Frequency (MHz)	Correct Factor (dB)	Reading Level (dBuV)	Measure Level (dBuV/m)	Margin (dB)	Limit (dBuV/m)	Detector Type
1	4500.000	22.335	29.874	52.209	-21.791	74.000	PEAK
2	5150.000	24.053	34.023	58.076	-15.924	74.000	PEAK
3	* 5312.917	24.380	91.339	115.718	41.718	74.000	PEAK
4	5350.000	24.342	40.280	64.622	-9.378	74.000	PEAK
5	5350.813	24.341	45.637	69.978	-4.022	74.000	PEAK
6	5460.000	24.289	31.704	55.993	-18.007	74.000	PEAK

Note:

1. All readings above 1GHz are performed with peak and/or average measurements as necessary.
2. Peak measurements: RBW = 1MHz, VBW = 1MHz, Sweep: Auto.
3. Average measurements: RBW = 1MHz, VBW = 10 Hz, Sweep: Auto.
4. " * ", means this data is the worst emission level.
5. Measurement Level = Reading Level + Correct Factor.
6. The average measurement was not performed when the peak measured data under the limit of average detection.

Site : CB2-H	Time : 2017/02/22
Limit : FCC_SpartC_15.209_03M_AV	Margin : 6
Probe : CB2_FCC_EFS_B091_1-18GHz_3M_0117 - HORIZONTAL	Power : AC 120V / 60Hz
EUT : Mimosa C5c	Note : 802.11ac(20M)_5320MHz Mode 2: Tx-Dipole ANT

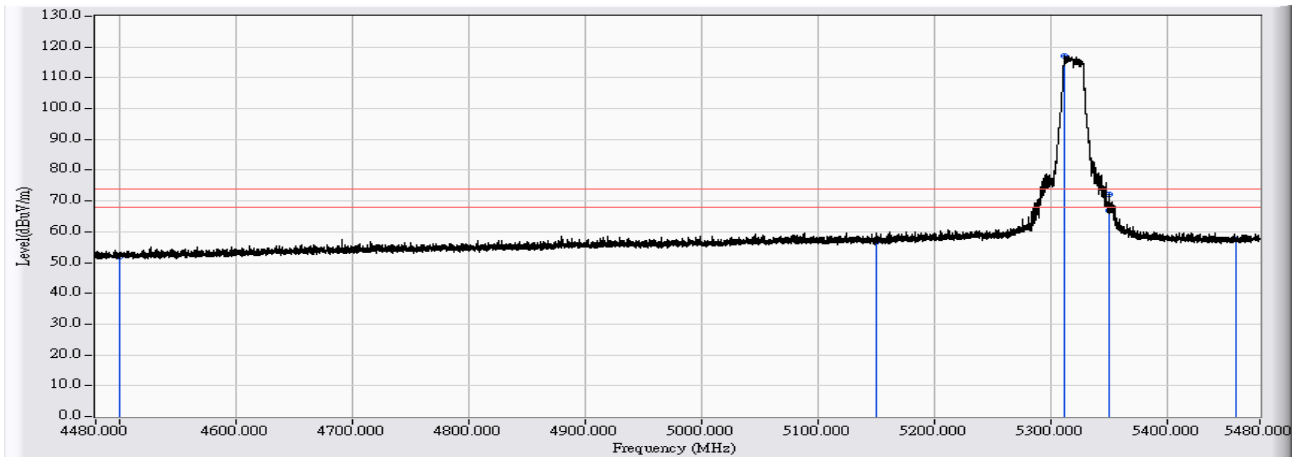


	Frequency (MHz)	Correct Factor (dB)	Reading Level (dBuV)	Measure Level (dBuV/m)	Margin (dB)	Limit (dBuV/m)	Detector Type
1	4500.000	22.335	17.971	40.306	-13.694	54.000	AVERAGE
2	5150.000	24.053	21.768	45.821	-8.179	54.000	AVERAGE
3	* 5317.116	24.376	81.918	106.293	52.293	54.000	AVERAGE
4	5350.000	24.342	27.520	51.862	-2.138	54.000	AVERAGE
5	5350.113	24.341	27.605	51.946	-2.054	54.000	AVERAGE
6	5460.000	24.289	21.656	45.945	-8.055	54.000	AVERAGE

Note:

1. All readings above 1GHz are performed with peak and/or average measurements as necessary.
2. Peak measurements: RBW = 1MHz, VBW = 1MHz, Sweep: Auto.
3. Average measurements: RBW = 1MHz, VBW = 10 Hz, Sweep: Auto.
4. " * ", means this data is the worst emission level.
5. Measurement Level = Reading Level + Correct Factor.
6. The average measurement was not performed when the peak measured data under the limit of average detection.

Site : CB2-H	Time : 2017/02/22
Limit : FCC_SpartC_15.209_03M_PK	Margin : 6
Probe : CB2_FCC_EFS_B091_1-18GHz_3M_0117 - VERTICAL	Power : AC 120V / 60Hz
EUT : Mimosa C5c	Note : 802.11ac(20M)_5320MHz Mode 2: Tx-Dipole ANT

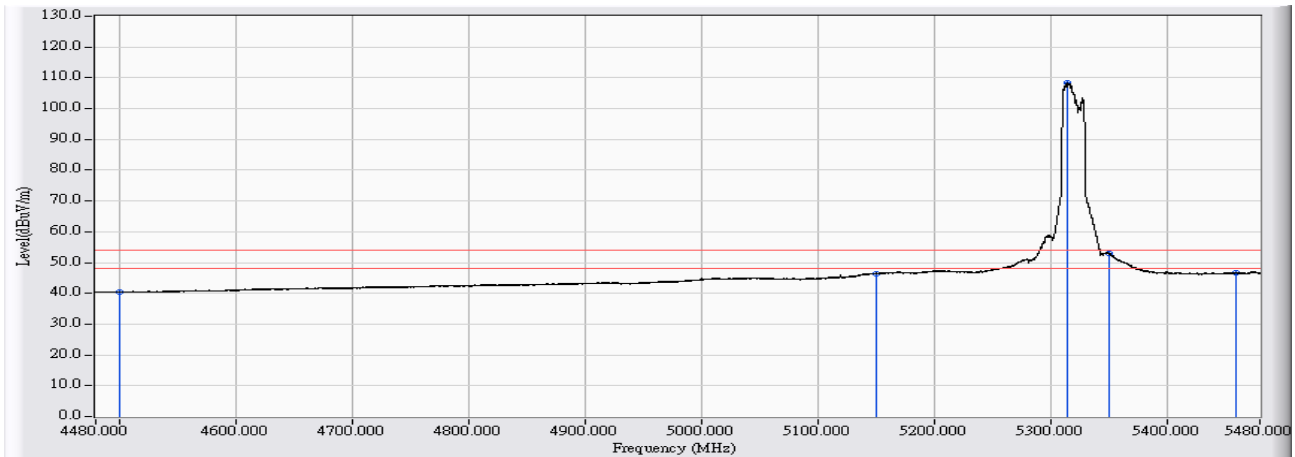


	Frequency (MHz)	Correct Factor (dB)	Reading Level (dBuV)	Measure Level (dBuV/m)	Margin (dB)	Limit (dBuV/m)	Detector Type
1	4500.000	22.335	29.475	51.810	-22.190	74.000	PEAK
2	5150.000	24.053	32.709	56.762	-17.238	74.000	PEAK
3	* 5312.617	24.380	92.600	116.980	42.980	74.000	PEAK
4	5350.000	24.342	42.433	66.775	-7.225	74.000	PEAK
5	5351.013	24.341	47.766	72.106	-1.894	74.000	PEAK
6	5460.000	24.289	33.275	57.564	-16.436	74.000	PEAK

Note:

1. All readings above 1GHz are performed with peak and/or average measurements as necessary.
2. Peak measurements: RBW = 1MHz, VBW = 1MHz, Sweep: Auto.
3. Average measurements: RBW = 1MHz, VBW = 10 Hz, Sweep: Auto.
4. " * ", means this data is the worst emission level.
5. Measurement Level = Reading Level + Correct Factor.
6. The average measurement was not performed when the peak measured data under the limit of average detection.

Site : CB2-H	Time : 2017/02/22
Limit : FCC_SpartC_15.209_03M_AV	Margin : 6
Probe : CB2_FCC_EFS_B091_1-18GHz_3M_0117 - VERTICAL	Power : AC 120V / 60Hz
EUT : Mimosa C5c	Note : 802.11ac(20M)_5320MHz Mode 2: Tx-Dipole ANT

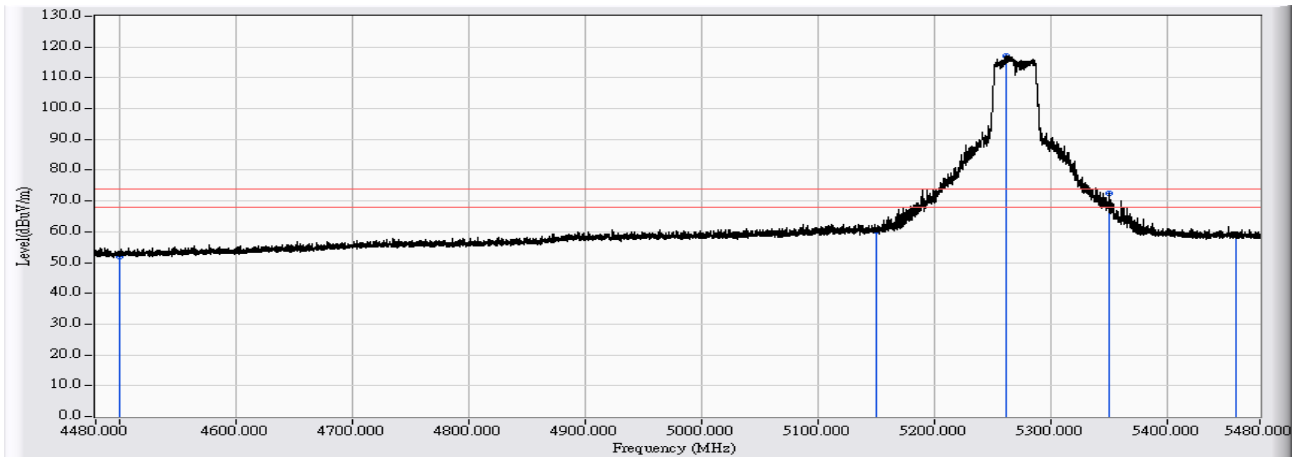


	Frequency (MHz)	Correct Factor (dB)	Reading Level (dBuV)	Measure Level (dBuV/m)	Margin (dB)	Limit (dBuV/m)	Detector Type
1	4500.000	22.335	18.035	40.370	-13.630	54.000	AVERAGE
2	5150.000	24.053	22.428	46.481	-7.519	54.000	AVERAGE
3	* 5314.317	24.377	83.885	108.263	54.263	54.000	AVERAGE
4	5350.000	24.342	28.508	52.850	-1.150	54.000	AVERAGE
5	5350.213	24.341	28.692	53.033	-0.967	54.000	AVERAGE
6	5460.000	24.289	22.435	46.724	-7.276	54.000	AVERAGE

Note:

1. All readings above 1GHz are performed with peak and/or average measurements as necessary.
2. Peak measurements: RBW = 1MHz, VBW = 1MHz, Sweep: Auto.
3. Average measurements: RBW = 1MHz, VBW = 10 Hz, Sweep: Auto.
4. " * ", means this data is the worst emission level.
5. Measurement Level = Reading Level + Correct Factor.
6. The average measurement was not performed when the peak measured data under the limit of average detection.

Site : CB2-H	Time : 2017/02/22
Limit : FCC_SpartC_15.209_03M_PK	Margin : 6
Probe : CB2_FCC_EFS_B091_1-18GHz_3M_0117 - HORIZONTAL	Power : AC 120V / 60Hz
EUT : Mimosa C5c	Note : 802.11ac(40M)_5270MHz Mode 2: Tx-Dipole ANT

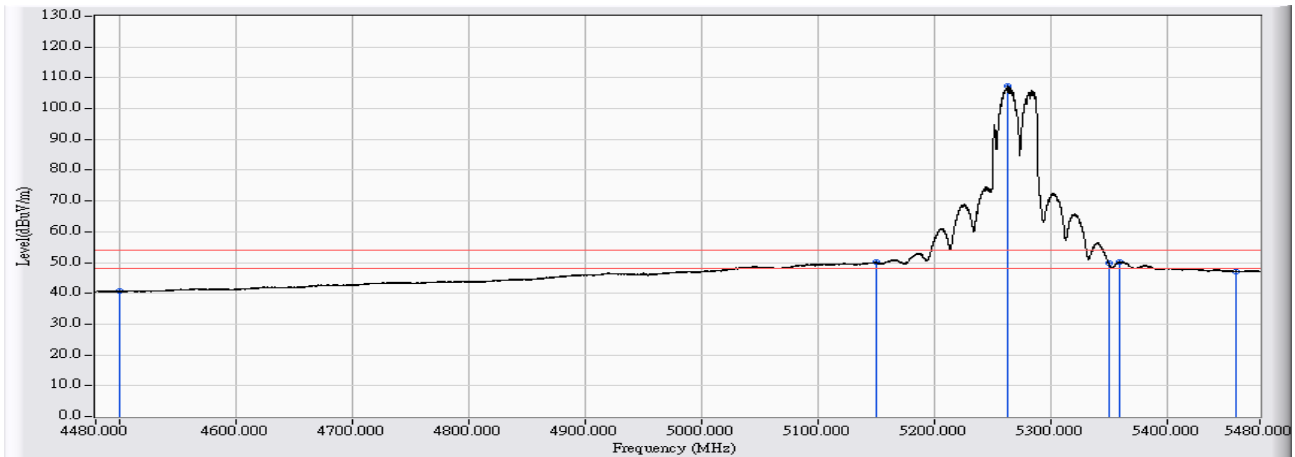


	Frequency (MHz)	Correct Factor (dB)	Reading Level (dBuV)	Measure Level (dBuV/m)	Margin (dB)	Limit (dBuV/m)	Detector Type
1	4500.000	22.335	29.711	52.046	-21.954	74.000	PEAK
2	5150.000	24.053	36.235	60.288	-13.712	74.000	PEAK
3	* 5262.322	24.308	92.738	117.045	43.045	74.000	PEAK
4	5350.000	24.342	44.616	68.958	-5.042	74.000	PEAK
5	5350.613	24.341	48.039	72.380	-1.620	74.000	PEAK
6	5460.000	24.289	34.875	59.164	-14.836	74.000	PEAK

Note:

1. All readings above 1GHz are performed with peak and/or average measurements as necessary.
2. Peak measurements: RBW = 1MHz, VBW = 1MHz, Sweep: Auto.
3. Average measurements: RBW = 1MHz, VBW = 10 Hz, Sweep: Auto.
4. “ * ”, means this data is the worst emission level.
5. Measurement Level = Reading Level + Correct Factor.
6. The average measurement was not performed when the peak measured data under the limit of average detection.

Site : CB2-H	Time : 2017/02/22
Limit : FCC_SpartC_15.209_03M_AV	Margin : 6
Probe : CB2_FCC_EFS_B091_1-18GHz_3M_0117 - HORIZONTAL	Power : AC 120V / 60Hz
EUT : Mimosa C5c	Note : 802.11ac(40M)_5270MHz Mode 2: Tx-Dipole ANT

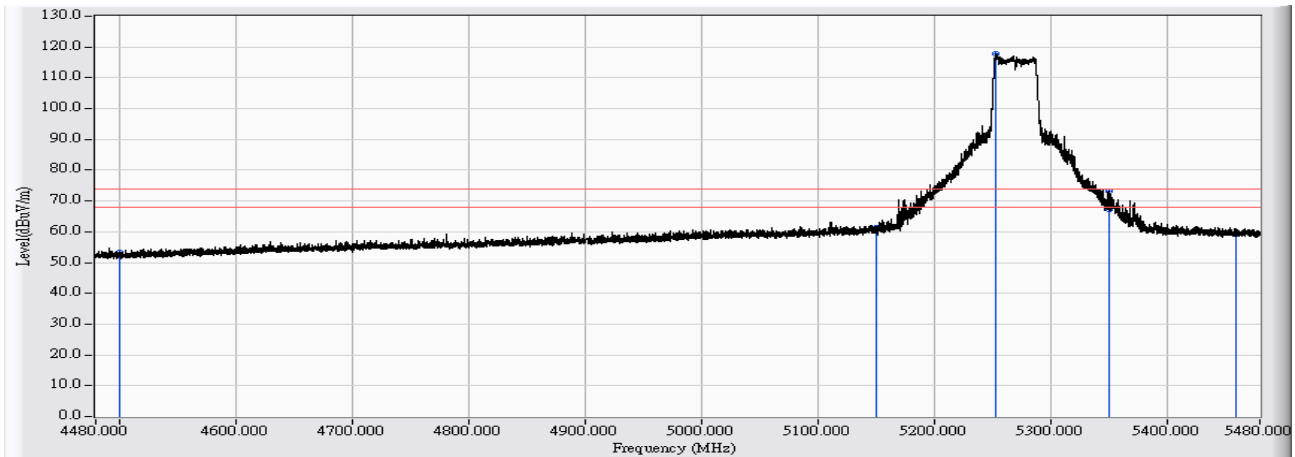


	Frequency (MHz)	Correct Factor (dB)	Reading Level (dBuV)	Measure Level (dBuV/m)	Margin (dB)	Limit (dBuV/m)	Detector Type
1	4500.000	22.335	18.311	40.646	-13.354	54.000	AVERAGE
2	5150.000	24.053	26.082	50.135	-3.865	54.000	AVERAGE
3	* 5263.822	24.311	82.884	107.195	53.195	54.000	AVERAGE
4	5350.000	24.342	25.377	49.719	-4.281	54.000	AVERAGE
5	5360.112	24.331	25.904	50.235	-3.765	54.000	AVERAGE
6	5460.000	24.289	22.841	47.130	-6.870	54.000	AVERAGE

Note:

1. All readings above 1GHz are performed with peak and/or average measurements as necessary.
2. Peak measurements: RBW = 1MHz, VBW = 1MHz, Sweep: Auto.
3. Average measurements: RBW = 1MHz, VBW = 10 Hz, Sweep: Auto.
4. “ * ”, means this data is the worst emission level.
5. Measurement Level = Reading Level + Correct Factor.
6. The average measurement was not performed when the peak measured data under the limit of average detection.

Site : CB2-H	Time : 2017/02/22
Limit : FCC_SpartC_15.209_03M_PK	Margin : 6
Probe : CB2_FCC_EFS_B091_1-18GHz_3M_0117 - VERTICAL	Power : AC 120V / 60Hz
EUT : Mimosa C5c	Note : 802.11ac(40M)_5270MHz Mode 2: Tx-Dipole ANT

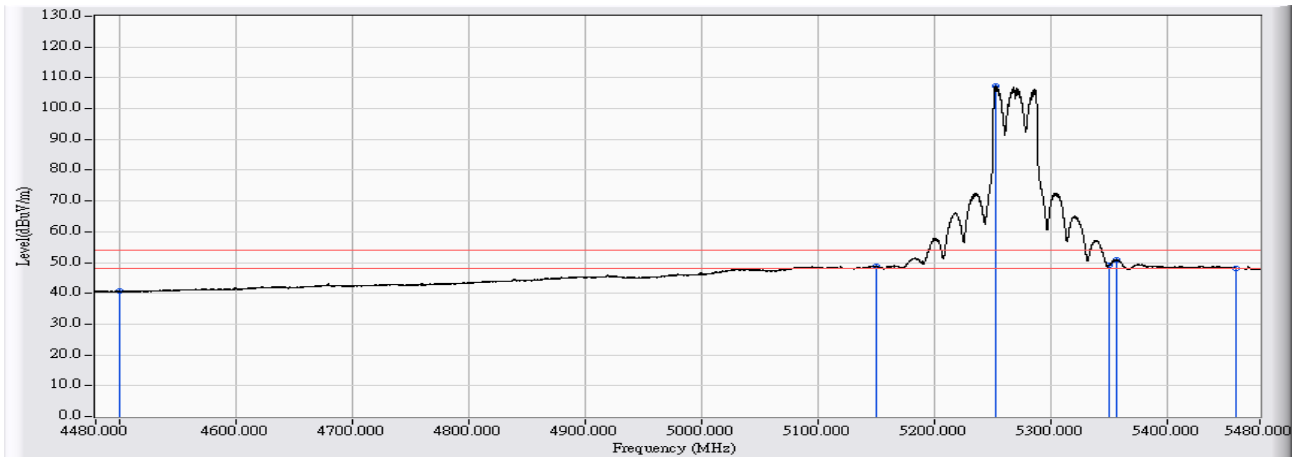


	Frequency (MHz)	Correct Factor (dB)	Reading Level (dBuV)	Measure Level (dBuV/m)	Margin (dB)	Limit (dBuV/m)	Detector Type
1	4500.000	22.335	31.012	53.347	-20.653	74.000	PEAK
2	5150.000	24.053	37.160	61.213	-12.787	74.000	PEAK
3	* 5253.423	24.287	93.615	117.902	43.902	74.000	PEAK
4	5350.000	24.342	42.938	67.280	-6.720	74.000	PEAK
5	5350.913	24.341	48.979	73.320	-0.680	74.000	PEAK
6	5460.000	24.289	35.043	59.332	-14.668	74.000	PEAK

Note:

1. All readings above 1GHz are performed with peak and/or average measurements as necessary.
2. Peak measurements: RBW = 1MHz, VBW = 1MHz, Sweep: Auto.
3. Average measurements: RBW = 1MHz, VBW = 10 Hz, Sweep: Auto.
4. " * ", means this data is the worst emission level.
5. Measurement Level = Reading Level + Correct Factor.
6. The average measurement was not performed when the peak measured data under the limit of average detection.

Site : CB2-H	Time : 2017/02/22
Limit : FCC_SpartC_15.209_03M_AV	Margin : 6
Probe : CB2_FCC_EFS_B091_1-18GHz_3M_0117 - VERTICAL	Power : AC 120V / 60Hz
EUT : Mimosa C5c	Note : 802.11ac(40M)_5270MHz Mode 2: Tx-Dipole ANT

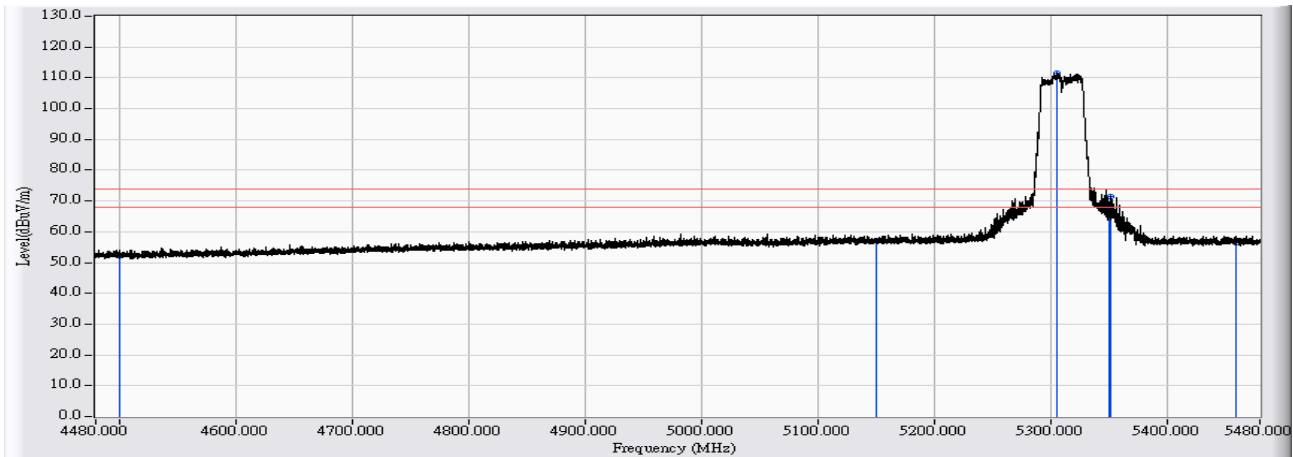


	Frequency (MHz)	Correct Factor (dB)	Reading Level (dBuV)	Measure Level (dBuV/m)	Margin (dB)	Limit (dBuV/m)	Detector Type
1	4500.000	22.335	18.351	40.686	-13.314	54.000	AVERAGE
2	5150.000	24.053	24.775	48.828	-5.172	54.000	AVERAGE
3	* 5253.223	24.287	83.129	107.416	53.416	54.000	AVERAGE
4	5350.000	24.342	24.919	49.261	-4.739	54.000	AVERAGE
5	5357.112	24.335	26.692	51.026	-2.974	54.000	AVERAGE
6	5460.000	24.289	23.799	48.088	-5.912	54.000	AVERAGE

Note:

1. All readings above 1GHz are performed with peak and/or average measurements as necessary.
2. Peak measurements: RBW = 1MHz, VBW = 1MHz, Sweep: Auto.
3. Average measurements: RBW = 1MHz, VBW = 10 Hz, Sweep: Auto.
4. “ * ”, means this data is the worst emission level.
5. Measurement Level = Reading Level + Correct Factor.
6. The average measurement was not performed when the peak measured data under the limit of average detection.

Site : CB2-H	Time : 2017/02/22
Limit : FCC_SpartC_15.209_03M_PK	Margin : 6
Probe : CB2_FCC_EFS_B091_1-18GHz_3M_0117 - HORIZONTAL	Power : AC 120V / 60Hz
EUT : Mimosa C5c	Note : 802.11ac(40M)_5310MHz Mode 2: Tx-Dipole ANT

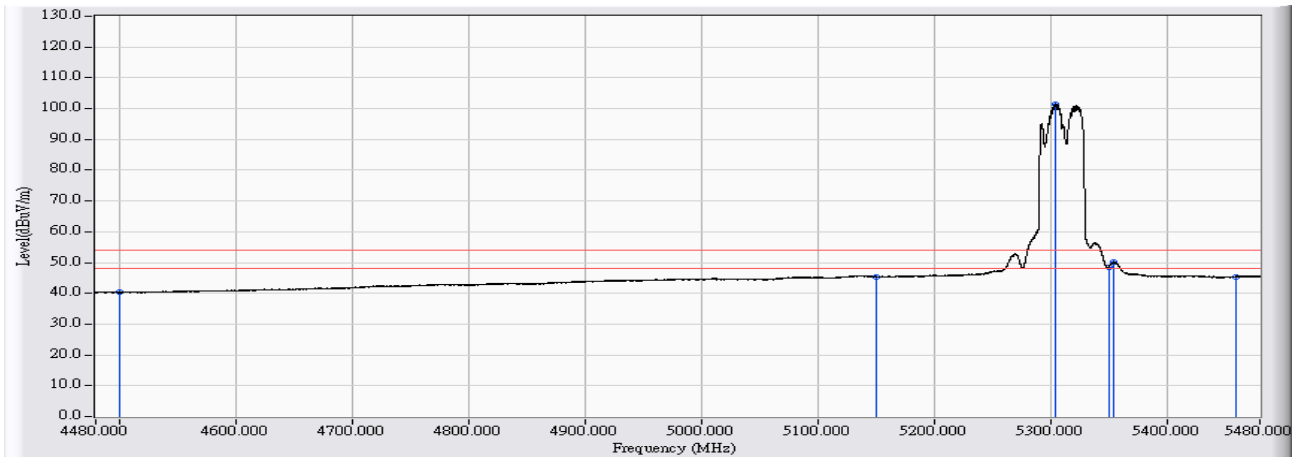


	Frequency (MHz)	Correct Factor (dB)	Reading Level (dBuV)	Measure Level (dBuV/m)	Margin (dB)	Limit (dBuV/m)	Detector Type
1	4500.000	22.335	29.854	52.189	-21.811	74.000	PEAK
2	5150.000	24.053	33.128	57.181	-16.819	74.000	PEAK
3	* 5305.817	24.387	87.181	111.568	37.568	74.000	PEAK
4	5350.000	24.342	43.122	67.464	-6.536	74.000	PEAK
5	5351.413	24.341	46.964	71.304	-2.696	74.000	PEAK
6	5460.000	24.289	32.151	56.440	-17.560	74.000	PEAK

Note:

1. All readings above 1GHz are performed with peak and/or average measurements as necessary.
2. Peak measurements: RBW = 1MHz, VBW = 1MHz, Sweep: Auto.
3. Average measurements: RBW = 1MHz, VBW = 10 Hz, Sweep: Auto.
4. “ * ”, means this data is the worst emission level.
5. Measurement Level = Reading Level + Correct Factor.
6. The average measurement was not performed when the peak measured data under the limit of average detection.

Site : CB2-H	Time : 2017/02/22
Limit : FCC_SpartC_15.209_03M_AV	Margin : 6
Probe : CB2_FCC_EFS_B091_1-18GHz_3M_0117 - HORIZONTAL	Power : AC 120V / 60Hz
EUT : Mimosa C5c	Note : 802.11ac(40M)_5310MHz Mode 2: Tx-Dipole ANT

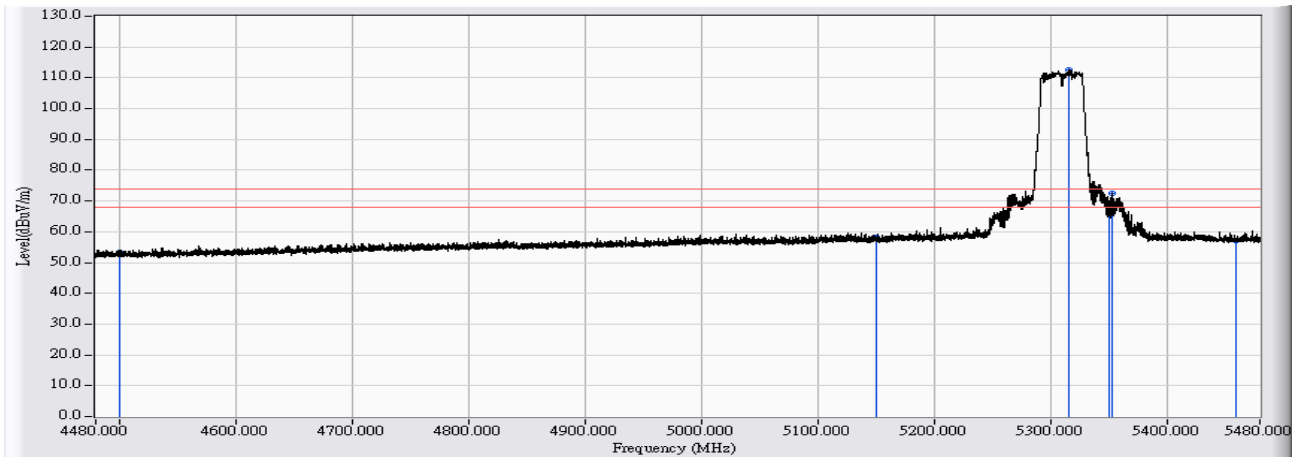


	Frequency (MHz)	Correct Factor (dB)	Reading Level (dBuV)	Measure Level (dBuV/m)	Margin (dB)	Limit (dBuV/m)	Detector Type
1	4500.000	22.335	18.064	40.399	-13.601	54.000	AVERAGE
2	5150.000	24.053	21.247	45.300	-8.700	54.000	AVERAGE
3	* 5304.018	24.387	77.113	101.501	47.501	54.000	AVERAGE
4	5350.000	24.342	24.269	48.611	-5.389	54.000	AVERAGE
5	5354.413	24.337	25.797	50.134	-3.866	54.000	AVERAGE
6	5460.000	24.289	21.077	45.366	-8.634	54.000	AVERAGE

Note:

1. All readings above 1GHz are performed with peak and/or average measurements as necessary.
2. Peak measurements: RBW = 1MHz, VBW = 1MHz, Sweep: Auto.
3. Average measurements: RBW = 1MHz, VBW = 10 Hz, Sweep: Auto.
4. “ * ”, means this data is the worst emission level.
5. Measurement Level = Reading Level + Correct Factor.
6. The average measurement was not performed when the peak measured data under the limit of average detection.

Site : CB2-H	Time : 2017/02/22
Limit : FCC_SpartC_15.209_03M_PK	Margin : 6
Probe : CB2_FCC_EFS_B091_1-18GHz_3M_0117 - VERTICAL	Power : AC 120V / 60Hz
EUT : Mimosa C5c	Note : 802.11ac(40M)_5310MHz Mode 2: Tx-Dipole ANT

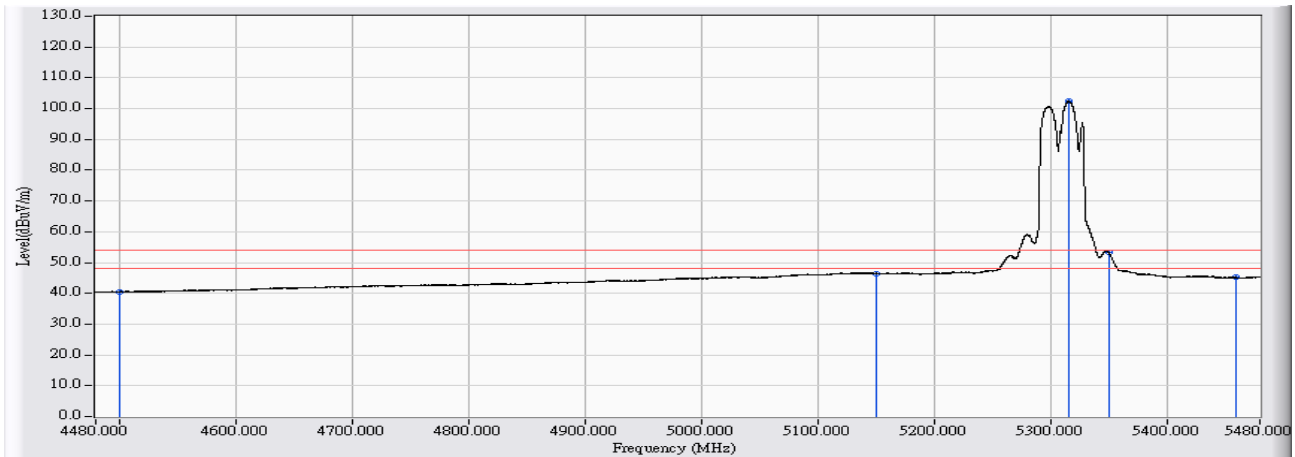


	Frequency (MHz)	Correct Factor (dB)	Reading Level (dBuV)	Measure Level (dBuV/m)	Margin (dB)	Limit (dBuV/m)	Detector Type
1	4500.000	22.335	31.101	53.436	-20.564	74.000	PEAK
2	5150.000	24.053	34.072	58.125	-15.875	74.000	PEAK
3	* 5316.516	24.376	88.106	112.482	38.482	74.000	PEAK
4	5350.000	24.342	41.583	65.925	-8.075	74.000	PEAK
5	5353.713	24.337	48.025	72.363	-1.637	74.000	PEAK
6	5460.000	24.289	32.748	57.037	-16.963	74.000	PEAK

Note:

1. All readings above 1GHz are performed with peak and/or average measurements as necessary.
2. Peak measurements: RBW = 1MHz, VBW = 1MHz, Sweep: Auto.
3. Average measurements: RBW = 1MHz, VBW = 10 Hz, Sweep: Auto.
4. “ * ”, means this data is the worst emission level.
5. Measurement Level = Reading Level + Correct Factor.
6. The average measurement was not performed when the peak measured data under the limit of average detection.

Site : CB2-H	Time : 2017/02/22
Limit : FCC_SpartC_15.209_03M_AV	Margin : 6
Probe : CB2_FCC_EFS_B091_1-18GHz_3M_0117 - VERTICAL	Power : AC 120V / 60Hz
EUT : Mimosa C5c	Note : 802.11ac(40M)_5310MHz Mode 2: Tx-Dipole ANT

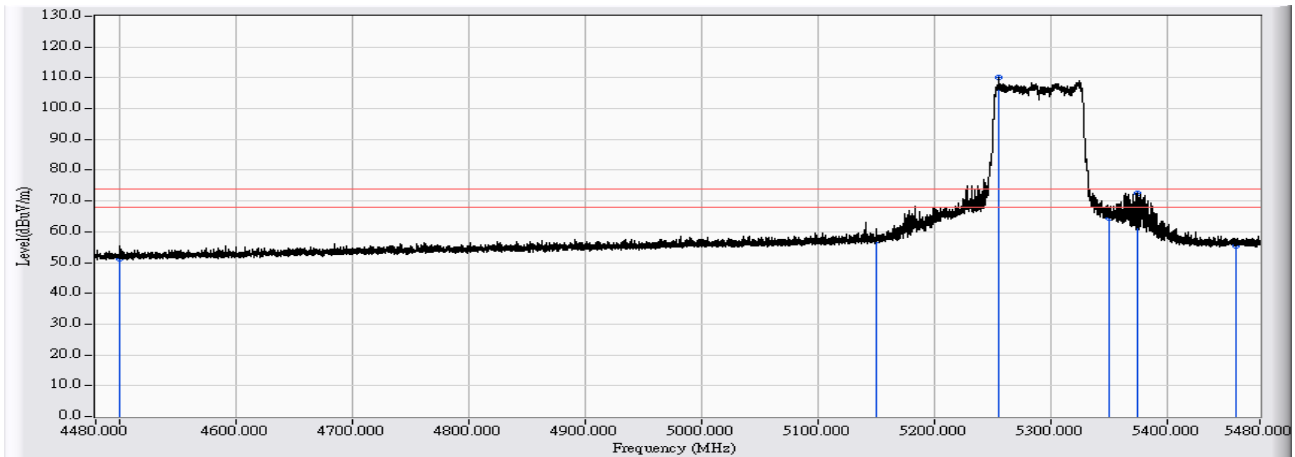


	Frequency (MHz)	Correct Factor (dB)	Reading Level (dBuV)	Measure Level (dBuV/m)	Margin (dB)	Limit (dBuV/m)	Detector Type
1	4500.000	22.335	18.110	40.445	-13.555	54.000	AVERAGE
2	5150.000	24.053	22.393	46.446	-7.554	54.000	AVERAGE
3	* 5315.816	24.376	77.995	102.371	48.371	54.000	AVERAGE
4	5350.000	24.342	28.992	53.334	-0.666	54.000	AVERAGE
5	5350.013	24.341	28.983	53.324	-0.676	54.000	AVERAGE
6	5460.000	24.289	20.865	45.154	-8.846	54.000	AVERAGE

Note:

1. All readings above 1GHz are performed with peak and/or average measurements as necessary.
2. Peak measurements: RBW = 1MHz, VBW = 1MHz, Sweep: Auto.
3. Average measurements: RBW = 1MHz, VBW = 10 Hz, Sweep: Auto.
4. “ * ”, means this data is the worst emission level.
5. Measurement Level = Reading Level + Correct Factor.
6. The average measurement was not performed when the peak measured data under the limit of average detection.

Site : CB2-H	Time : 2017/02/22
Limit : FCC_SpartC_15.209_03M_PK	Margin : 6
Probe : CB2_FCC_EFS_B091_1-18GHz_3M_0117 - HORIZONTAL	Power : AC 120V / 60Hz
EUT : Mimosa C5c	Note : 802.11ac(80M)_5290MHz Mode 2: Tx-Dipole ANT

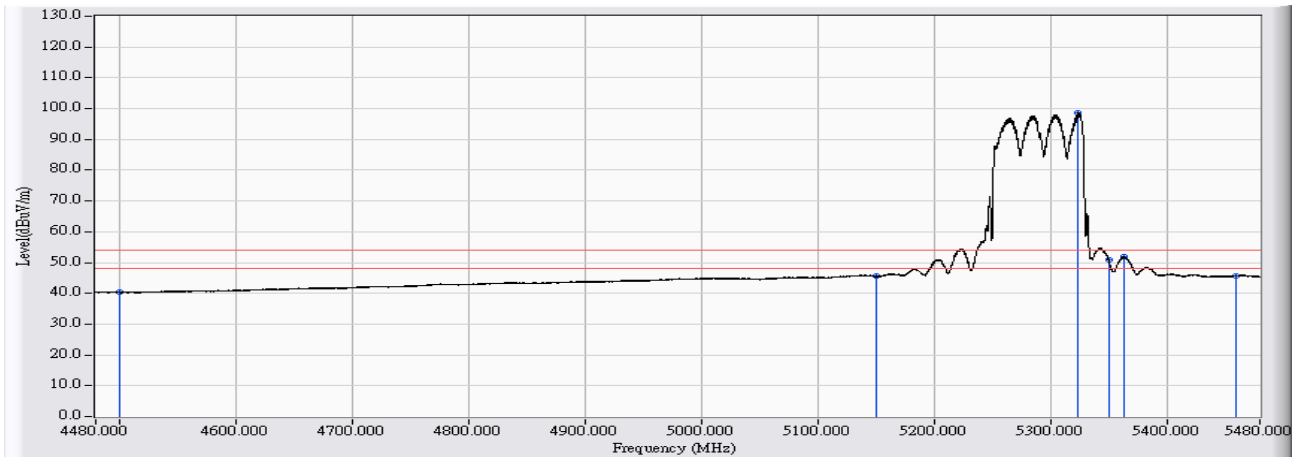


	Frequency (MHz)	Correct Factor (dB)	Reading Level (dBuV)	Measure Level (dBuV/m)	Margin (dB)	Limit (dBuV/m)	Detector Type
1	4500.000	22.335	29.004	51.339	-22.661	74.000	PEAK
2	5150.000	24.053	33.135	57.188	-16.812	74.000	PEAK
3	* 5256.122	24.293	85.675	109.968	35.968	74.000	PEAK
4	5350.000	24.342	40.035	64.377	-9.623	74.000	PEAK
5	5374.811	24.317	48.243	72.559	-1.441	74.000	PEAK
6	5460.000	24.289	31.284	55.573	-18.427	74.000	PEAK

Note:

1. All readings above 1GHz are performed with peak and/or average measurements as necessary.
2. Peak measurements: RBW = 1MHz, VBW = 1MHz, Sweep: Auto.
3. Average measurements: RBW = 1MHz, VBW = 10 Hz, Sweep: Auto.
4. “ * ”, means this data is the worst emission level.
5. Measurement Level = Reading Level + Correct Factor.
6. The average measurement was not performed when the peak measured data under the limit of average detection.

Site : CB2-H	Time : 2017/02/22
Limit : FCC_SpartC_15.209_03M_AV	Margin : 6
Probe : CB2_FCC_EFS_B091_1-18GHz_3M_0117 - HORIZONTAL	Power : AC 120V / 60Hz
EUT : Mimosa C5c	Note : 802.11ac(80M)_5290MHz Mode 2: Tx-Dipole ANT

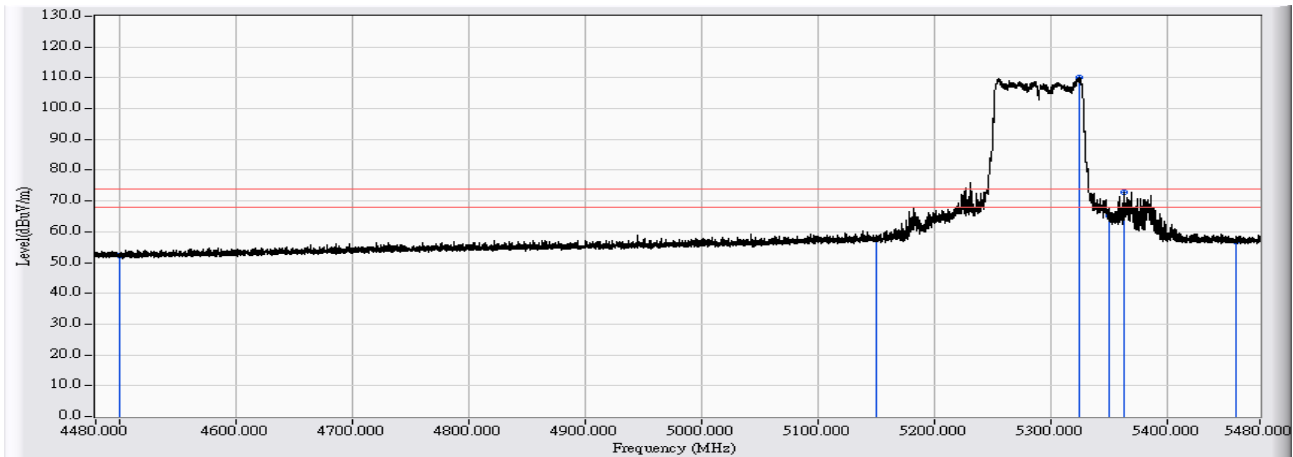


	Frequency (MHz)	Correct Factor (dB)	Reading Level (dBuV)	Measure Level (dBuV/m)	Margin (dB)	Limit (dBuV/m)	Detector Type
1	4500.000	22.335	18.084	40.419	-13.581	54.000	AVERAGE
2	5150.000	24.053	21.530	45.583	-8.417	54.000	AVERAGE
3	* 5324.116	24.368	74.163	98.531	44.531	54.000	AVERAGE
4	5350.000	24.342	26.370	50.712	-3.288	54.000	AVERAGE
5	5363.212	24.328	27.478	51.806	-2.194	54.000	AVERAGE
6	5460.000	24.289	21.335	45.624	-8.376	54.000	AVERAGE

Note:

1. All readings above 1GHz are performed with peak and/or average measurements as necessary.
2. Peak measurements: RBW = 1MHz, VBW = 1MHz, Sweep: Auto.
3. Average measurements: RBW = 1MHz, VBW = 10 Hz, Sweep: Auto.
4. “ * ”, means this data is the worst emission level.
5. Measurement Level = Reading Level + Correct Factor.
6. The average measurement was not performed when the peak measured data under the limit of average detection.

Site : CB2-H	Time : 2017/02/22 - 03:25
Limit : FCC_SpartC_15.209_03M_PK	Margin : 6
Probe : CB2_FCC_EFS_B091_1-18GHz_3M_0117 - VERTICAL	Power : AC 120V / 60Hz
EUT : Mimosa C5c	Note : 802.11ac(80M)_5290MHz Mode 2: Tx-Dipole ANT

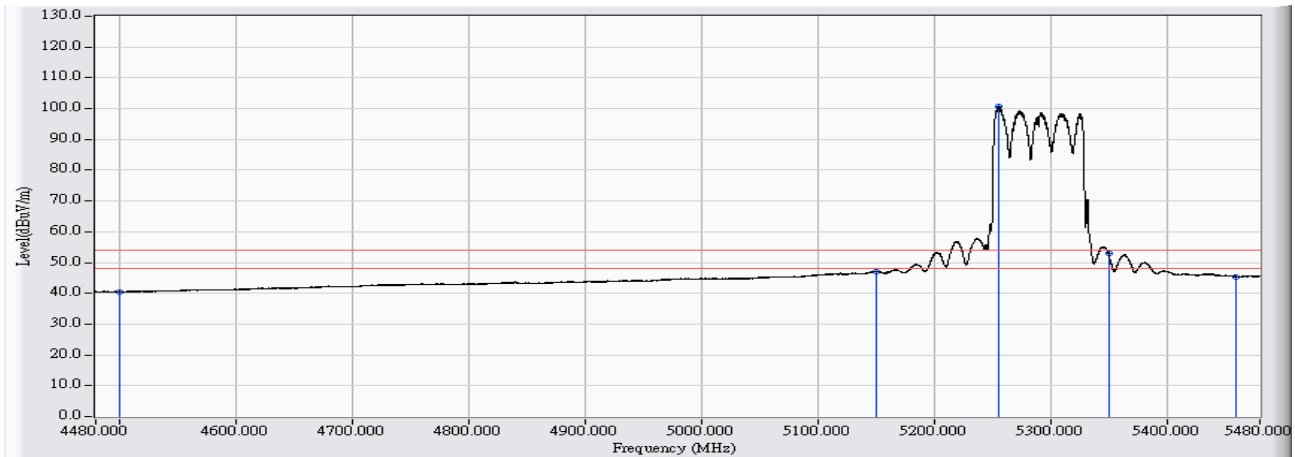


	Frequency (MHz)	Correct Factor (dB)	Reading Level (dBuV)	Measure Level (dBuV/m)	Margin (dB)	Limit (dBuV/m)	Detector Type
1	4500.000	22.335	30.078	52.413	-21.587	74.000	PEAK
2	5150.000	24.053	33.579	57.632	-16.368	74.000	PEAK
3	* 5325.415	24.366	85.766	110.133	36.133	74.000	PEAK
4	5350.000	24.342	40.938	65.280	-8.720	74.000	PEAK
5	5363.712	24.327	48.578	72.906	-1.094	74.000	PEAK
6	5460.000	24.289	32.638	56.927	-17.073	74.000	PEAK

Note:

1. All readings above 1GHz are performed with peak and/or average measurements as necessary.
2. Peak measurements: RBW = 1MHz, VBW = 1MHz, Sweep: Auto.
3. Average measurements: RBW = 1MHz, VBW = 10 Hz, Sweep: Auto.
4. “ * ”, means this data is the worst emission level.
5. Measurement Level = Reading Level + Correct Factor.
6. The average measurement was not performed when the peak measured data under the limit of average detection.

Site : CB2-H	Time : 2017/02/22
Limit : FCC_SpartC_15.209_03M_AV	Margin : 6
Probe : CB2_FCC_EFS_B091_1-18GHz_3M_0117 - VERTICAL	Power : AC 120V / 60Hz
EUT : Mimosa C5c	Note : 802.11ac(80M)_5290MHz Mode 2: Tx-Dipole ANT

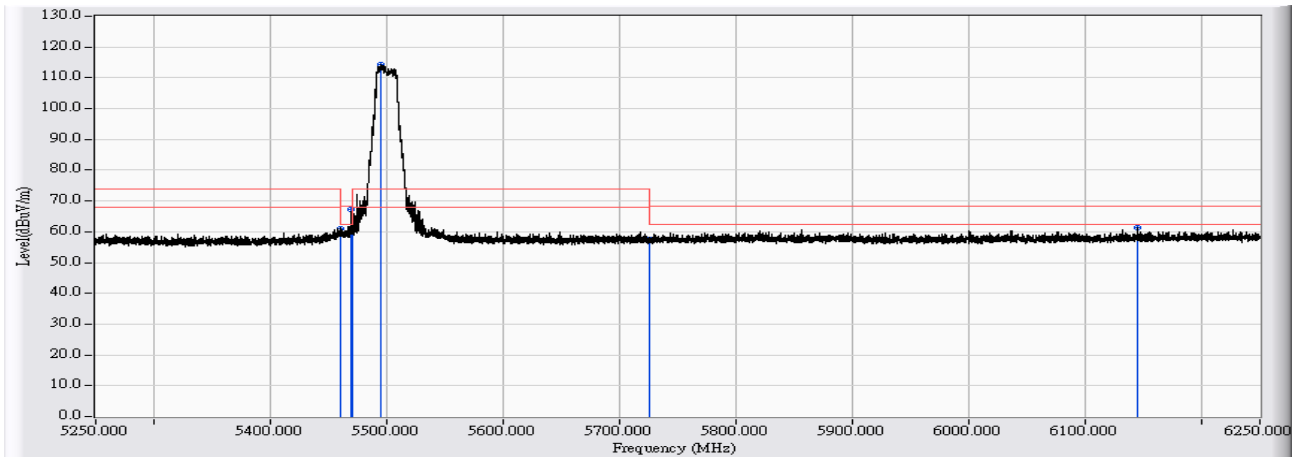


	Frequency (MHz)	Correct Factor (dB)	Reading Level (dBuV)	Measure Level (dBuV/m)	Margin (dB)	Limit (dBuV/m)	Detector Type
1	4500.000	22.335	18.205	40.540	-13.460	54.000	AVERAGE
2	5150.000	24.053	22.988	47.041	-6.959	54.000	AVERAGE
3	* 5255.223	24.292	76.350	100.641	46.641	54.000	AVERAGE
4	5350.000	24.342	28.468	52.810	-1.190	54.000	AVERAGE
5	5350.013	24.341	28.464	52.805	-1.195	54.000	AVERAGE
6	5460.000	24.289	21.109	45.398	-8.602	54.000	AVERAGE

Note:

1. All readings above 1GHz are performed with peak and/or average measurements as necessary.
2. Peak measurements: RBW = 1MHz, VBW = 1MHz, Sweep: Auto.
3. Average measurements: RBW = 1MHz, VBW = 10 Hz, Sweep: Auto.
4. “ * ”, means this data is the worst emission level.
5. Measurement Level = Reading Level + Correct Factor.
6. The average measurement was not performed when the peak measured data under the limit of average detection.

Site : CB2-H	Time : 2017/03/08
Limit : FCC_SPARTE_15.407_H_BAND3_03M_PK	Margin : 6
Probe : CB2_FCC_EFS_B091_1-18GHz_3M_0117 - HORIZONTAL	Power : AC 120V / 60Hz
EUT : Mimosa C5c	Note : 802.11ac(20M)_5500MHz Mode 2: Tx-Dipole ANT

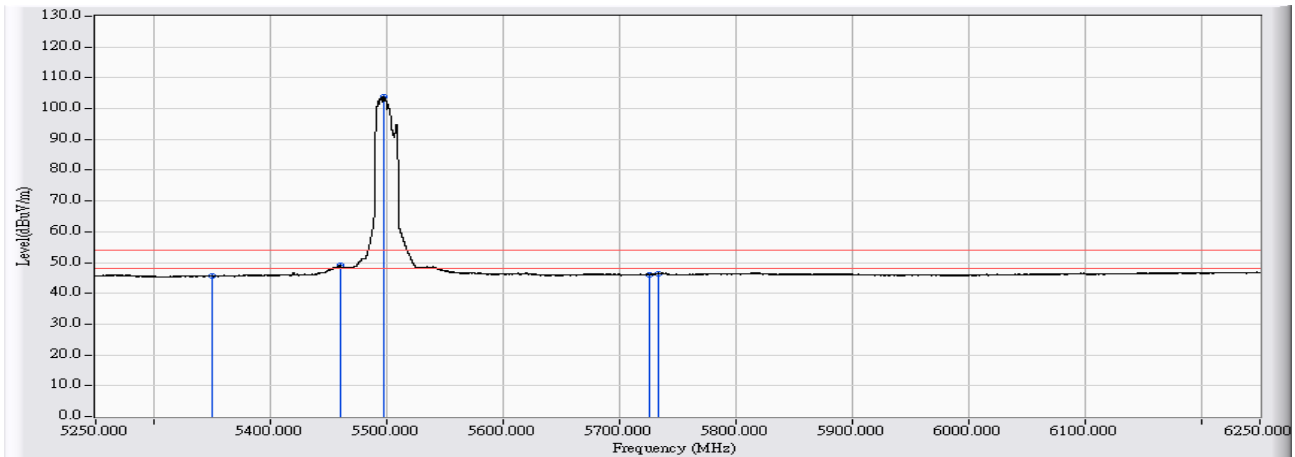


	Frequency (MHz)	Correct Factor (dB)	Reading Level (dBuV)	Measure Level (dBuV/m)	Margin (dB)	Limit (dBuV/m)	Detector Type
1	5460.000	24.289	36.876	61.165	-7.135	68.300	PEAK
2	5469.079	24.288	42.964	67.252	-1.048	68.300	PEAK
3	5470.000	24.288	36.607	60.895	-7.405	68.300	PEAK
4	* 5494.575	24.291	89.873	114.164	40.164	74.000	PEAK
5	5725.000	25.003	32.594	57.597	-10.703	68.300	PEAK
6	6145.010	26.239	35.121	61.360	-6.940	68.300	PEAK

Note:

1. All readings above 1GHz are performed with peak and/or average measurements as necessary.
2. Peak measurements: RBW = 1MHz, VBW = 1MHz, Sweep: Auto.
3. Average measurements: RBW = 1MHz, VBW = 10 Hz, Sweep: Auto.
4. “ * ”, means this data is the worst emission level.
5. Measurement Level = Reading Level + Correct Factor.
6. The average measurement was not performed when the peak measured data under the limit of average detection.

Site : CB2-H	Time : 2017/03/08
Limit : FCC_SpartC_15.209_03M_AV	Margin : 6
Probe : CB2_FCC_EFS_B091_1-18GHz_3M_0117 - HORIZONTAL	Power : AC 120V / 60Hz
EUT : Mimosa C5c	Note : 802.11ac(20M)_5500MHz Mode 2: Tx-Dipole ANT

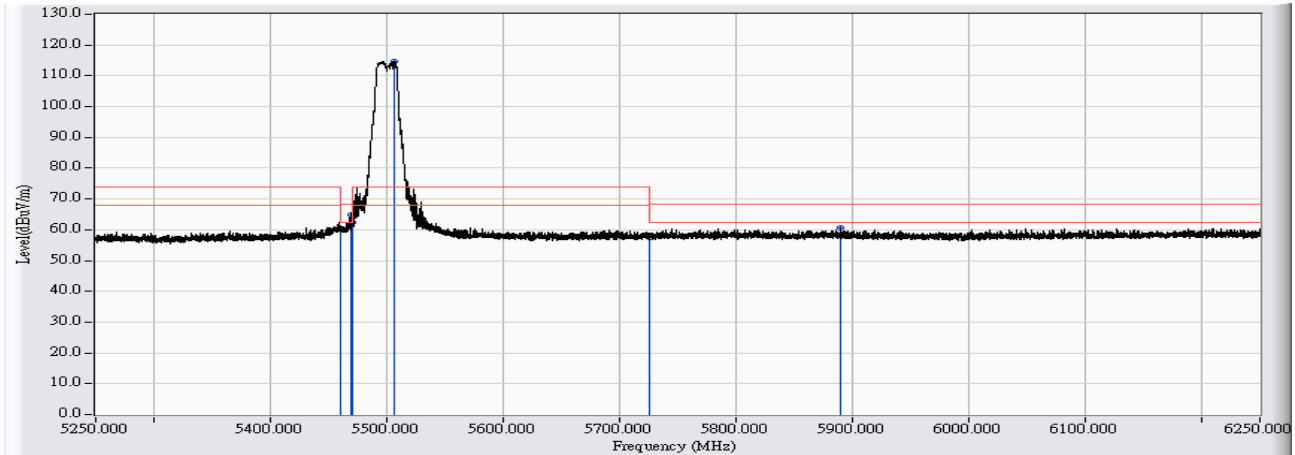


	Frequency (MHz)	Correct Factor (dB)	Reading Level (dBuV)	Measure Level (dBuV/m)	Margin (dB)	Limit (dBuV/m)	Detector Type
1	5350.000	24.342	21.376	45.718	-8.282	54.000	AVERAGE
2	5459.979	24.289	24.845	49.134	-4.866	54.000	AVERAGE
3	5460.000	24.289	24.833	49.122	-4.878	54.000	AVERAGE
4	* 5496.875	24.293	79.556	103.848	49.848	54.000	AVERAGE
5	5725.000	25.003	21.097	46.100	-7.900	54.000	AVERAGE
6	5732.751	25.016	21.413	46.429	-7.571	54.000	AVERAGE

Note:

1. All readings above 1GHz are performed with peak and/or average measurements as necessary.
2. Peak measurements: RBW = 1MHz, VBW = 1MHz, Sweep: Auto.
3. Average measurements: RBW = 1MHz, VBW = 10 Hz, Sweep: Auto.
4. “ * ”, means this data is the worst emission level.
5. Measurement Level = Reading Level + Correct Factor.
6. The average measurement was not performed when the peak measured data under the limit of average detection.

Site : CB2-H	Time : 2017/03/08
Limit : FCC_SPARTE_15.407_H_BAND3_03M_PK	Margin : 6
Probe : CB2_FCC_EFS_B091_1-18GHz_3M_0117 - VERTICAL	Power : AC 120V / 60Hz
EUT : Mimosa C5c	Note : 802.11ac(20M)_5500MHz Mode 2: Tx-Dipole ANT

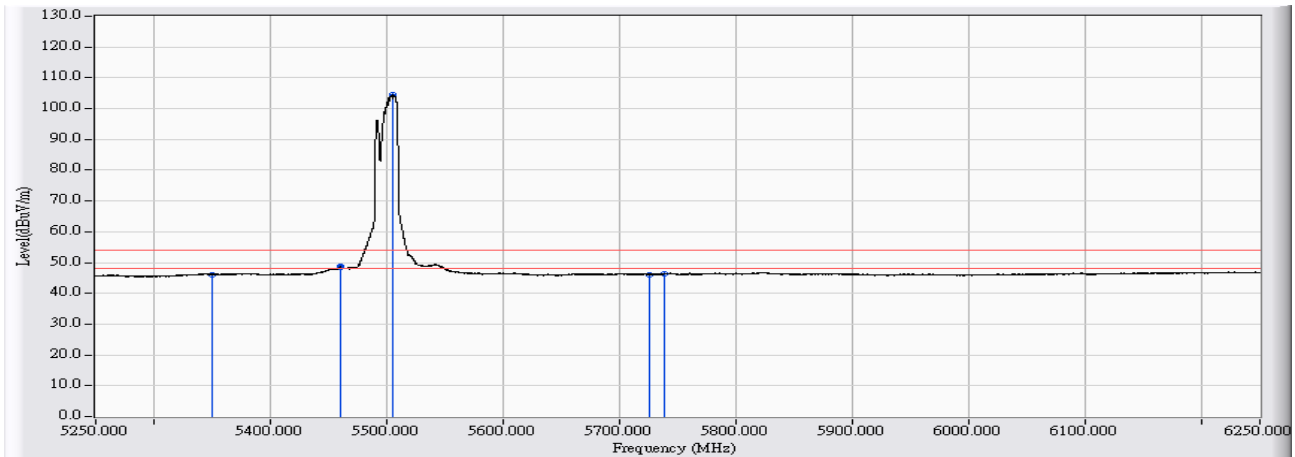


	Frequency (MHz)	Correct Factor (dB)	Reading Level (dBuV)	Measure Level (dBuV/m)	Margin (dB)	Limit (dBuV/m)	Detector Type
1	5460.000	24.289	35.887	60.176	-8.124	68.300	PEAK
2	5469.678	24.289	40.710	64.998	-3.302	68.300	PEAK
3	5470.000	24.288	38.056	62.344	-5.956	68.300	PEAK
4	* 5506.674	24.313	90.490	114.803	40.803	74.000	PEAK
5	5725.000	25.003	32.504	57.507	-10.793	68.300	PEAK
6	5890.036	25.283	35.518	60.801	-7.499	68.300	PEAK

Note:

1. All readings above 1GHz are performed with peak and/or average measurements as necessary.
2. Peak measurements: RBW = 1MHz, VBW = 1MHz, Sweep: Auto.
3. Average measurements: RBW = 1MHz, VBW = 10 Hz, Sweep: Auto.
4. “ * ”, means this data is the worst emission level.
5. Measurement Level = Reading Level + Correct Factor.
6. The average measurement was not performed when the peak measured data under the limit of average detection.

Site : CB2-H	Time : 2017/03/08
Limit : FCC_SpartC_15.209_03M_AV	Margin : 6
Probe : CB2_FCC_EFS_B091_1-18GHz_3M_0117 - VERTICAL	Power : AC 120V / 60Hz
EUT : Mimosa C5c	Note : 802.11ac(20M)_5500MHz Mode 2: Tx-Dipole ANT

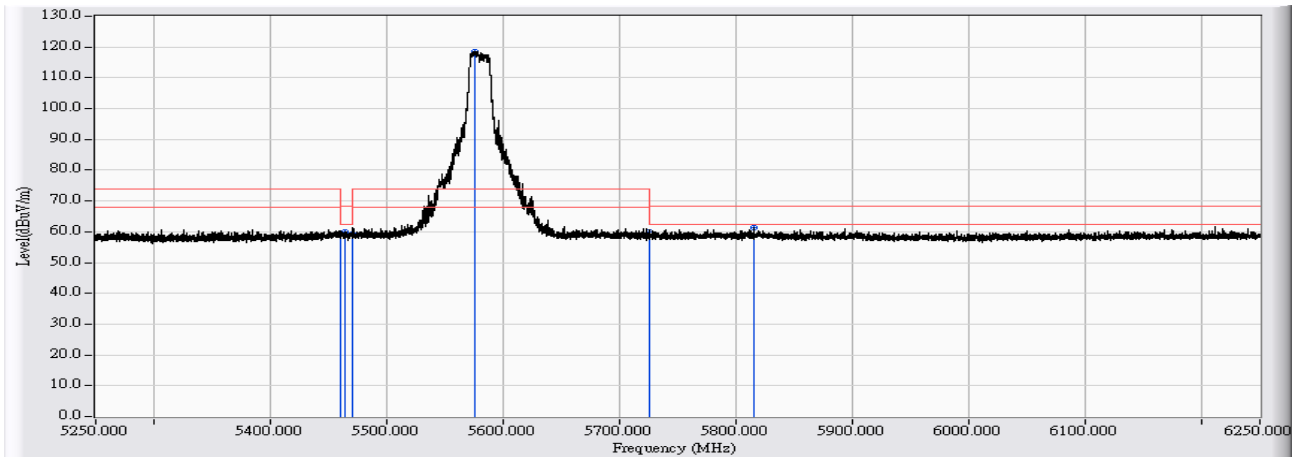


	Frequency (MHz)	Correct Factor (dB)	Reading Level (dBuV)	Measure Level (dBuV/m)	Margin (dB)	Limit (dBuV/m)	Detector Type
1	5350.000	24.342	21.832	46.174	-7.826	54.000	AVERAGE
2	5459.879	24.289	24.418	48.707	-5.293	54.000	AVERAGE
3	5460.000	24.289	24.308	48.597	-5.403	54.000	AVERAGE
4	* 5504.974	24.307	80.258	104.564	50.564	54.000	AVERAGE
5	5725.000	25.003	21.127	46.130	-7.870	54.000	AVERAGE
6	5738.751	25.026	21.400	46.426	-7.574	54.000	AVERAGE

Note:

1. All readings above 1GHz are performed with peak and/or average measurements as necessary.
2. Peak measurements: RBW = 1MHz, VBW = 1MHz, Sweep: Auto.
3. Average measurements: RBW = 1MHz, VBW = 10 Hz, Sweep: Auto.
4. “ * ”, means this data is the worst emission level.
5. Measurement Level = Reading Level + Correct Factor.
6. The average measurement was not performed when the peak measured data under the limit of average detection.

Site : CB2-H	Time : 2017/03/08
Limit : FCC_SPARTE_15.407_H_BAND3_03M_PK	Margin : 6
Probe : CB2_FCC_EFS_B091_1-18GHz_3M_0117 - HORIZONTAL	Power : AC 120V / 60Hz
EUT : Mimosa C5c	Note : 802.11ac(20M)_5580MHz Mode 2: Tx-Dipole ANT

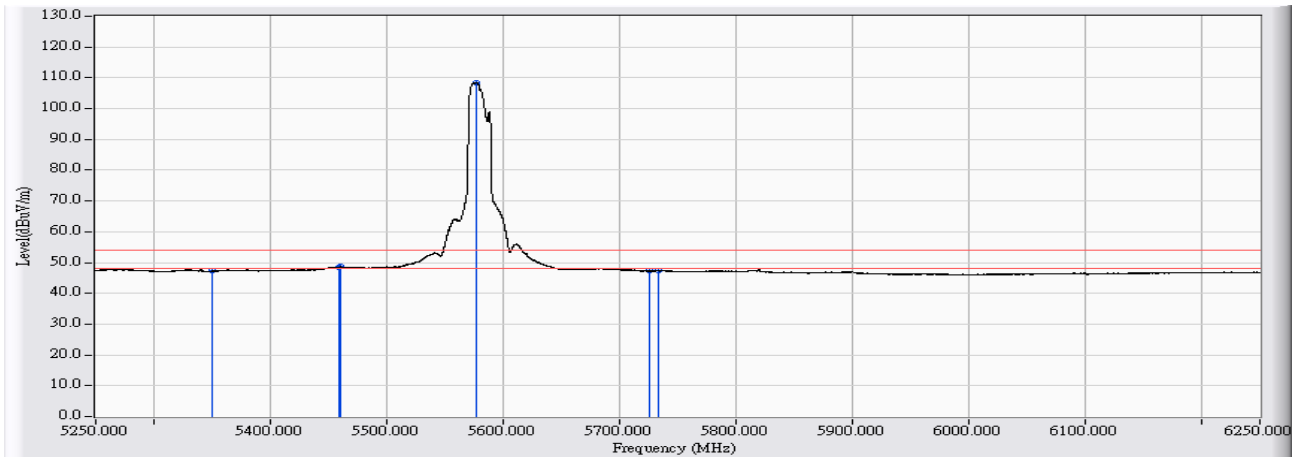


	Frequency (MHz)	Correct Factor (dB)	Reading Level (dBuV)	Measure Level (dBuV/m)	Margin (dB)	Limit (dBuV/m)	Detector Type
1	5460.000	24.289	35.265	59.554	-8.746	68.300	PEAK
2	5464.378	24.289	35.596	59.884	-8.416	68.300	PEAK
3	5470.000	24.288	34.790	59.078	-9.222	68.300	PEAK
4	* 5575.967	24.576	93.984	118.560	44.560	74.000	PEAK
5	5725.000	25.003	34.796	59.799	-8.501	68.300	PEAK
6	5815.643	25.148	36.172	61.320	-6.980	68.300	PEAK

Note:

1. All readings above 1GHz are performed with peak and/or average measurements as necessary.
2. Peak measurements: RBW = 1MHz, VBW = 1MHz, Sweep: Auto.
3. Average measurements: RBW = 1MHz, VBW = 10 Hz, Sweep: Auto.
4. " * ", means this data is the worst emission level.
5. Measurement Level = Reading Level + Correct Factor.
6. The average measurement was not performed when the peak measured data under the limit of average detection.

Site : CB2-H	Time : 2017/03/08
Limit : FCC_SpartC_15.209_03M_AV	Margin : 6
Probe : CB2_FCC_EFS_B091_1-18GHz_3M_0117 - HORIZONTAL	Power : AC 120V / 60Hz
EUT : Mimosa C5c	Note : 802.11ac(20M)_5580MHz Mode 2: Tx-Dipole ANT

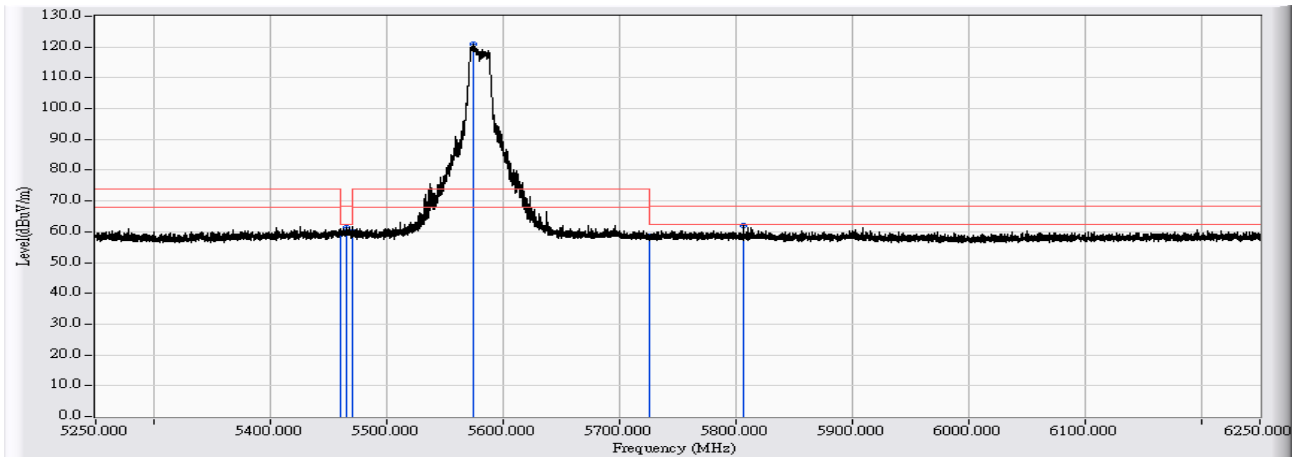


	Frequency (MHz)	Correct Factor (dB)	Reading Level (dBuV)	Measure Level (dBuV/m)	Margin (dB)	Limit (dBuV/m)	Detector Type
1	5350.000	24.342	22.955	47.297	-6.703	54.000	AVERAGE
2	5459.279	24.288	24.212	48.501	-5.499	54.000	AVERAGE
3	5460.000	24.289	24.372	48.661	-5.339	54.000	AVERAGE
4	* 5576.667	24.578	83.985	108.563	54.563	54.000	AVERAGE
5	5725.000	25.003	22.233	47.236	-6.764	54.000	AVERAGE
6	5732.752	25.016	22.422	47.438	-6.562	54.000	AVERAGE

Note:

1. All readings above 1GHz are performed with peak and/or average measurements as necessary.
2. Peak measurements: RBW = 1MHz, VBW = 1MHz, Sweep: Auto.
3. Average measurements: RBW = 1MHz, VBW = 10 Hz, Sweep: Auto.
4. “ * ”, means this data is the worst emission level.
5. Measurement Level = Reading Level + Correct Factor.
6. The average measurement was not performed when the peak measured data under the limit of average detection.

Site : CB2-H	Time : 2017/03/08
Limit : FCC_SPARTE_15.407_H_BAND3_03M_PK	Margin : 6
Probe : CB2_FCC_EFS_B091_1-18GHz_3M_0117 - VERTICAL	Power : AC 120V / 60Hz
EUT : Mimosa C5c	Note : 802.11ac(20M)_5580MHz Mode 2: Tx-Dipole ANT

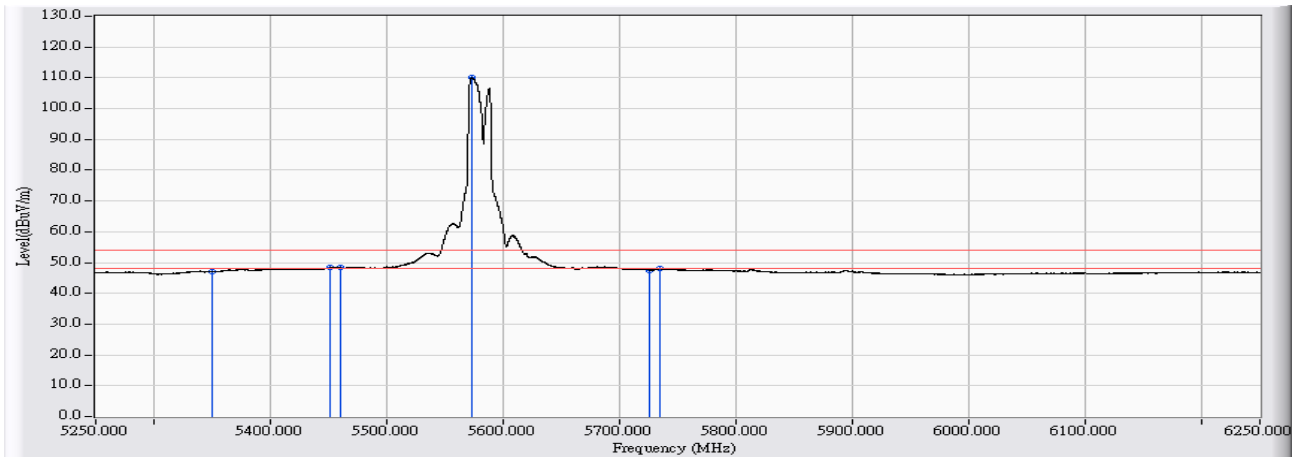


	Frequency (MHz)	Correct Factor (dB)	Reading Level (dBuV)	Measure Level (dBuV/m)	Margin (dB)	Limit (dBuV/m)	Detector Type
1	5460.000	24.289	35.073	59.362	-8.938	68.300	PEAK
2	5465.378	24.288	36.887	61.175	-7.125	68.300	PEAK
3	5470.000	24.288	35.516	59.804	-8.496	68.300	PEAK
4	* 5574.167	24.570	96.270	120.839	46.839	74.000	PEAK
5	5725.000	25.003	33.588	58.591	-9.709	68.300	PEAK
6	5806.344	25.131	36.918	62.049	-6.251	68.300	PEAK

Note:

1. All readings above 1GHz are performed with peak and/or average measurements as necessary.
2. Peak measurements: RBW = 1MHz, VBW = 1MHz, Sweep: Auto.
3. Average measurements: RBW = 1MHz, VBW = 10 Hz, Sweep: Auto.
4. " * ", means this data is the worst emission level.
5. Measurement Level = Reading Level + Correct Factor.
6. The average measurement was not performed when the peak measured data under the limit of average detection.

Site : CB2-H	Time : 2017/03/08
Limit : FCC_SpartC_15.209_03M_AV	Margin : 6
Probe : CB2_FCC_EFS_B091_1-18GHz_3M_0117 - VERTICAL	Power : AC 120V / 60Hz
EUT : Mimosa C5c	Note : 802.11ac(20M)_5580MHz Mode 2: Tx-Dipole ANT

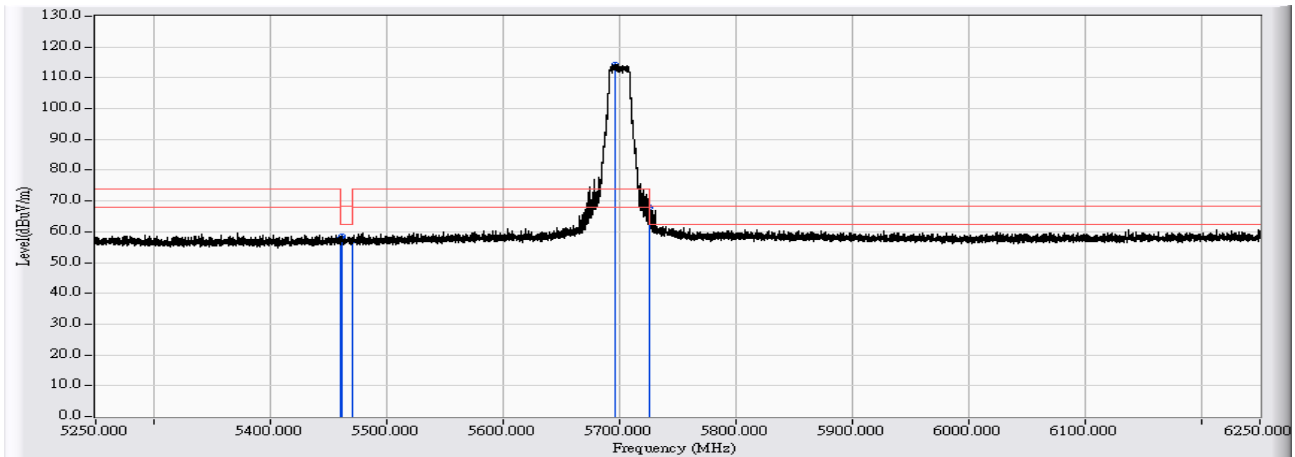


	Frequency (MHz)	Correct Factor (dB)	Reading Level (dBuV)	Measure Level (dBuV/m)	Margin (dB)	Limit (dBuV/m)	Detector Type
1	5350.000	24.342	22.737	47.079	-6.921	54.000	AVERAGE
2	5450.680	24.289	24.048	48.337	-5.663	54.000	AVERAGE
3	5460.000	24.289	24.141	48.430	-5.570	54.000	AVERAGE
4	* 5573.068	24.565	85.609	110.174	56.174	54.000	AVERAGE
5	5725.000	25.003	22.567	47.570	-6.430	54.000	AVERAGE
6	5734.051	25.018	22.934	47.952	-6.048	54.000	AVERAGE

Note:

1. All readings above 1GHz are performed with peak and/or average measurements as necessary.
2. Peak measurements: RBW = 1MHz, VBW = 1MHz, Sweep: Auto.
3. Average measurements: RBW = 1MHz, VBW = 10 Hz, Sweep: Auto.
4. “ * ”, means this data is the worst emission level.
5. Measurement Level = Reading Level + Correct Factor.
6. The average measurement was not performed when the peak measured data under the limit of average detection.

Site : CB2-H	Time : 2017/03/08
Limit : FCC_SPARTE_15.407_H_BAND3_03M_PK	Margin : 6
Probe : CB2_FCC_EFS_B091_1-18GHz_3M_0117 - HORIZONTAL	Power : AC 120V / 60Hz
EUT : Mimosa C5c	Note : 802.11ac(20M)_5700MHz Mode 2: Tx-Dipole ANT

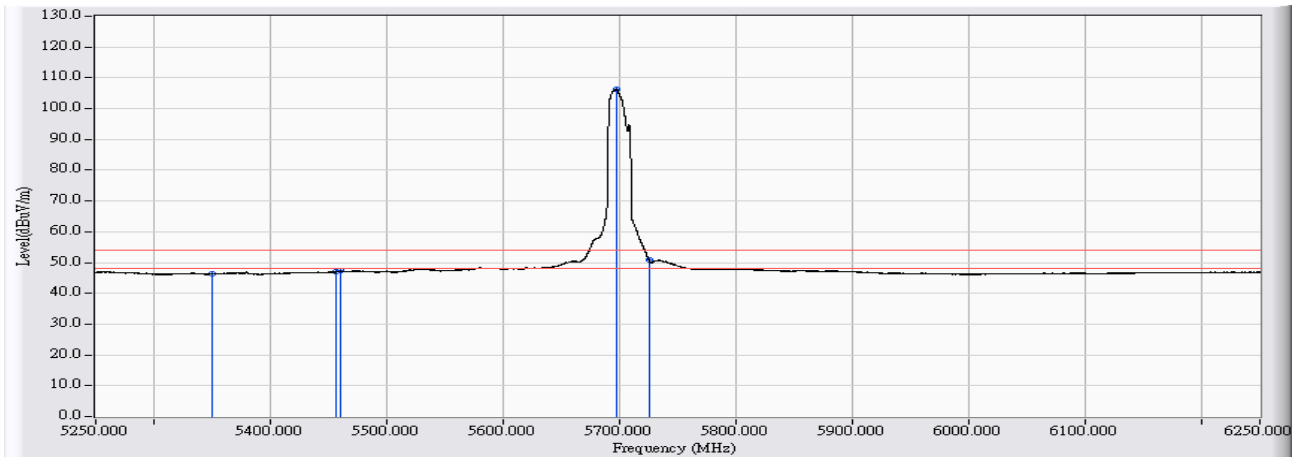


	Frequency (MHz)	Correct Factor (dB)	Reading Level (dBuV)	Measure Level (dBuV/m)	Margin (dB)	Limit (dBuV/m)	Detector Type
1	5460.000	24.289	33.654	57.943	-10.357	68.300	PEAK
2	5462.179	24.289	34.347	58.636	-9.664	68.300	PEAK
3	5470.000	24.288	32.699	56.987	-11.313	68.300	PEAK
4	* 5696.055	24.952	89.427	114.379	40.379	74.000	PEAK
5	5725.000	25.003	40.907	65.910	-2.390	68.300	PEAK
6	5725.952	25.005	42.788	67.793	-0.507	68.300	PEAK

Note:

1. All readings above 1GHz are performed with peak and/or average measurements as necessary.
2. Peak measurements: RBW = 1MHz, VBW = 1MHz, Sweep: Auto.
3. Average measurements: RBW = 1MHz, VBW = 10 Hz, Sweep: Auto.
4. “ * ”, means this data is the worst emission level.
5. Measurement Level = Reading Level + Correct Factor.
6. The average measurement was not performed when the peak measured data under the limit of average detection.

Site : CB2-H	Time : 2017/03/08
Limit : FCC_SpartC_15.209_03M_AV	Margin : 6
Probe : CB2_FCC_EFS_B091_1-18GHz_3M_0117 - HORIZONTAL	Power : AC 120V / 60Hz
EUT : Mimosa C5c	Note : 802.11ac(20M)_5700MHz Mode 2: Tx-Dipole ANT

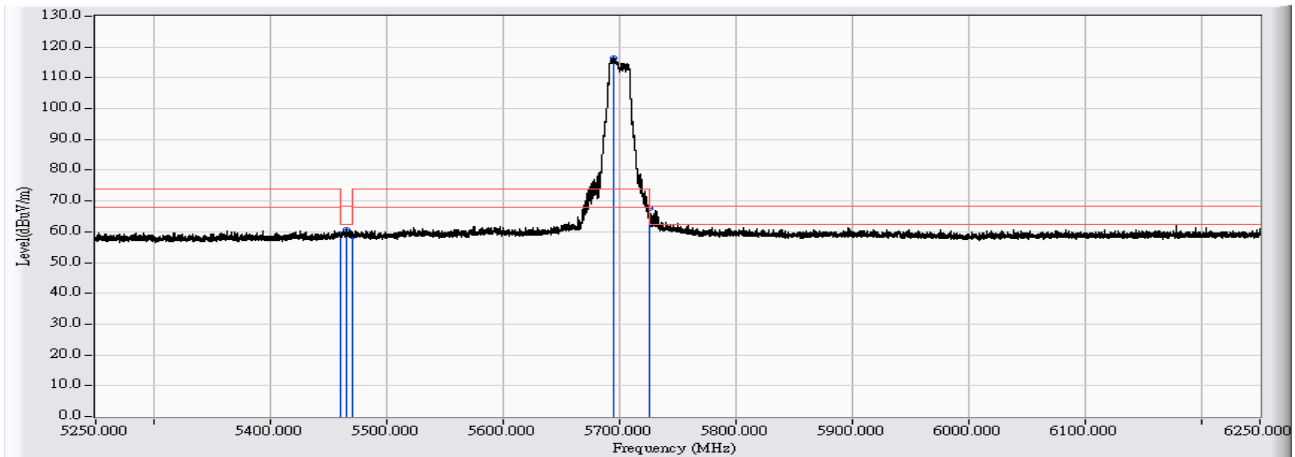


	Frequency (MHz)	Correct Factor (dB)	Reading Level (dBuV)	Measure Level (dBuV/m)	Margin (dB)	Limit (dBuV/m)	Detector Type
1	5350.000	24.342	21.985	46.327	-7.673	54.000	AVERAGE
2	5455.879	24.288	22.686	46.975	-7.025	54.000	AVERAGE
3	5460.000	24.289	23.076	47.365	-6.635	54.000	AVERAGE
4	* 5697.055	24.955	81.309	106.264	52.264	54.000	AVERAGE
5	5725.000	25.003	25.970	50.973	-3.027	54.000	AVERAGE
6	5725.052	25.003	25.933	50.937	-3.063	54.000	AVERAGE

Note:

1. All readings above 1GHz are performed with peak and/or average measurements as necessary.
2. Peak measurements: RBW = 1MHz, VBW = 1MHz, Sweep: Auto.
3. Average measurements: RBW = 1MHz, VBW = 10 Hz, Sweep: Auto.
4. “ * ”, means this data is the worst emission level.
5. Measurement Level = Reading Level + Correct Factor.
6. The average measurement was not performed when the peak measured data under the limit of average detection.

Site : CB2-H	Time : 2017/03/08
Limit : FCC_SPARTE_15.407_H_BAND3_03M_PK	Margin : 6
Probe : CB2_FCC_EFS_B091_1-18GHz_3M_0117 - VERTICAL	Power : AC 120V / 60Hz
EUT : Mimosa C5c	Note : 802.11ac(20M)_5700MHz Mode 2: Tx-Dipole ANT

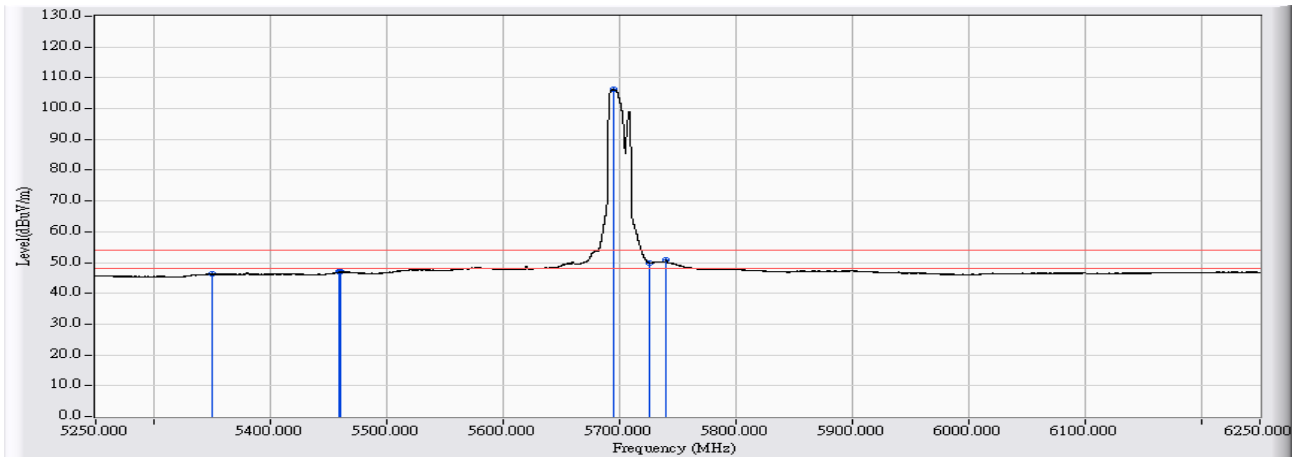


	Frequency (MHz)	Correct Factor (dB)	Reading Level (dBuV)	Measure Level (dBuV/m)	Margin (dB)	Limit (dBuV/m)	Detector Type
1	5460.000	24.289	34.798	59.087	-9.213	68.300	PEAK
2	5465.778	24.288	36.265	60.553	-7.747	68.300	PEAK
3	5470.000	24.288	34.388	58.676	-9.624	68.300	PEAK
4	* 5695.155	24.948	91.561	116.510	42.510	74.000	PEAK
5	5725.000	25.003	42.632	67.635	-0.665	68.300	PEAK
6	5725.052	25.003	42.631	67.635	-0.665	68.300	PEAK

Note:

1. All readings above 1GHz are performed with peak and/or average measurements as necessary.
2. Peak measurements: RBW = 1MHz, VBW = 1MHz, Sweep: Auto.
3. Average measurements: RBW = 1MHz, VBW = 10 Hz, Sweep: Auto.
4. " * ", means this data is the worst emission level.
5. Measurement Level = Reading Level + Correct Factor.
6. The average measurement was not performed when the peak measured data under the limit of average detection.

Site : CB2-H	Time : 2017/03/08
Limit : FCC_SpartC_15.209_03M_AV	Margin : 6
Probe : CB2_FCC_EFS_B091_1-18GHz_3M_0117 - VERTICAL	Power : AC 120V / 60Hz
EUT : Mimosa C5c	Note : 802.11ac(20M)_5700MHz Mode 2: Tx-Dipole ANT

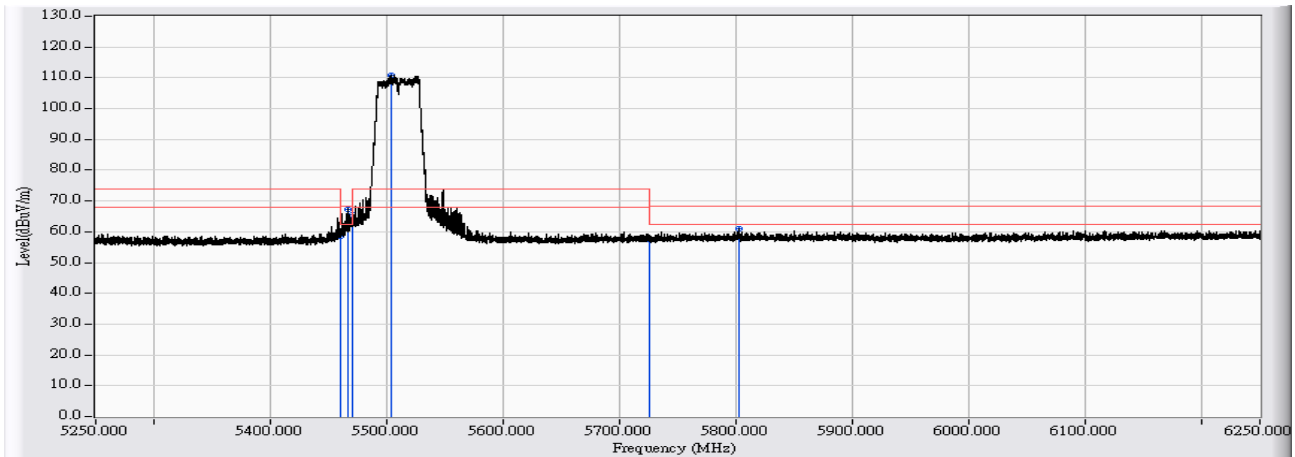


	Frequency (MHz)	Correct Factor (dB)	Reading Level (dBuV)	Measure Level (dBuV/m)	Margin (dB)	Limit (dBuV/m)	Detector Type
1	5350.000	24.342	21.870	46.212	-7.788	54.000	AVERAGE
2	5459.579	24.288	22.622	46.911	-7.089	54.000	AVERAGE
3	5460.000	24.289	22.600	46.889	-7.111	54.000	AVERAGE
4	* 5694.355	24.947	81.429	106.376	52.376	54.000	AVERAGE
5	5725.000	25.003	24.941	49.944	-4.056	54.000	AVERAGE
6	5739.451	25.026	25.709	50.736	-3.264	54.000	AVERAGE

Note:

1. All readings above 1GHz are performed with peak and/or average measurements as necessary.
2. Peak measurements: RBW = 1MHz, VBW = 1MHz, Sweep: Auto.
3. Average measurements: RBW = 1MHz, VBW = 10 Hz, Sweep: Auto.
4. “ * ”, means this data is the worst emission level.
5. Measurement Level = Reading Level + Correct Factor.
6. The average measurement was not performed when the peak measured data under the limit of average detection.

Site : CB2-H	Time : 2017/03/08
Limit : FCC_SPARTE_15.407_H_BAND3_03M_PK	Margin : 6
Probe : CB2_FCC_EFS_B091_1-18GHz_3M_0117 - HORIZONTAL	Power : AC 120V / 60Hz
EUT : Mimosa C5c	Note : 802.11ac(40M)_5510MHz Mode 2: Tx-Dipole ANT

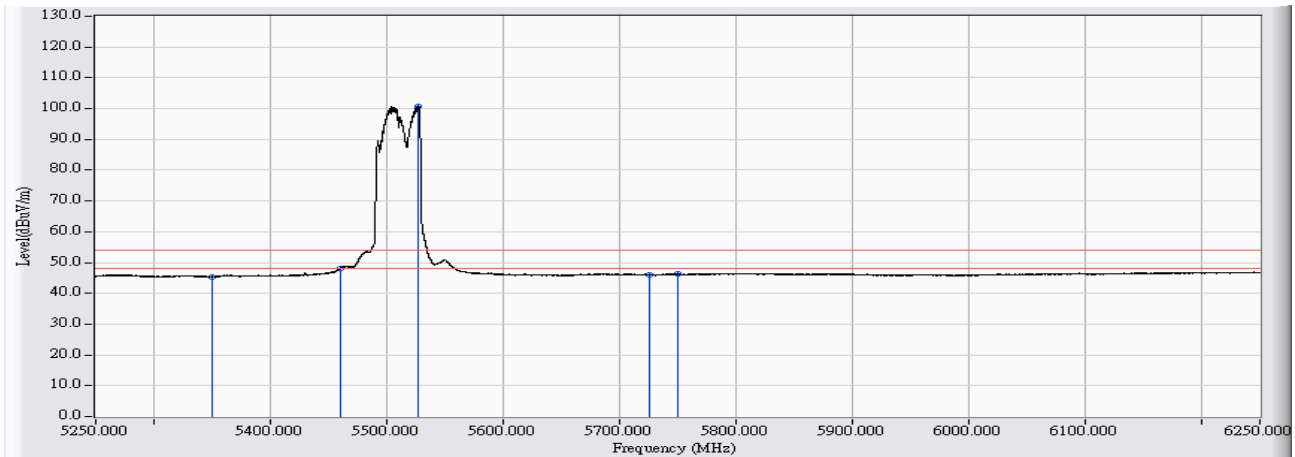


	Frequency (MHz)	Correct Factor (dB)	Reading Level (dBuV)	Measure Level (dBuV/m)	Margin (dB)	Limit (dBuV/m)	Detector Type
1	5460.000	24.289	34.121	58.410	-9.890	68.300	PEAK
2	5466.078	24.288	43.151	67.439	-0.861	68.300	PEAK
3	5470.000	24.288	41.230	65.518	-2.782	68.300	PEAK
4	* 5503.874	24.303	86.537	110.840	36.840	74.000	PEAK
5	5725.000	25.003	32.631	57.634	-10.666	68.300	PEAK
6	5802.745	25.125	35.715	60.839	-7.461	68.300	PEAK

Note:

1. All readings above 1GHz are performed with peak and/or average measurements as necessary.
2. Peak measurements: RBW = 1MHz, VBW = 1MHz, Sweep: Auto.
3. Average measurements: RBW = 1MHz, VBW = 10 Hz, Sweep: Auto.
4. “ * ”, means this data is the worst emission level.
5. Measurement Level = Reading Level + Correct Factor.
6. The average measurement was not performed when the peak measured data under the limit of average detection.

Site : CB2-H	Time : 2017/03/08
Limit : FCC_SpartC_15.209_03M_AV	Margin : 6
Probe : CB2_FCC_EFS_B091_1-18GHz_3M_0117 - HORIZONTAL	Power : AC 120V / 60Hz
EUT : Mimosa C5c	Note : 802.11ac(40M)_5510MHz Mode 2: Tx-Dipole ANT

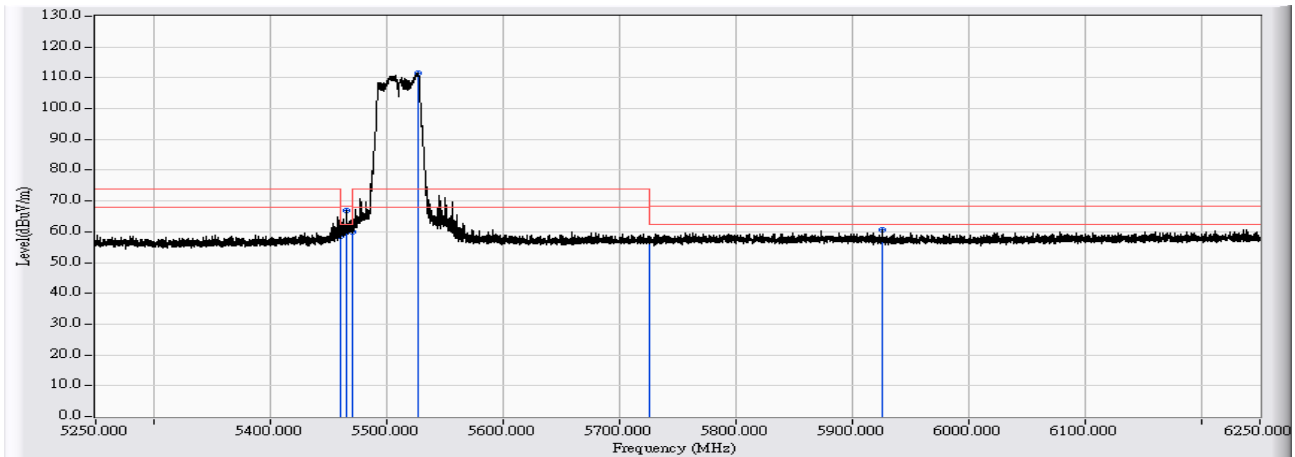


	Frequency (MHz)	Correct Factor (dB)	Reading Level (dBuV)	Measure Level (dBuV/m)	Margin (dB)	Limit (dBuV/m)	Detector Type
1	5350.000	24.342	21.056	45.398	-8.602	54.000	AVERAGE
2	5459.779	24.289	23.870	48.159	-5.841	54.000	AVERAGE
3	5460.000	24.289	23.875	48.164	-5.836	54.000	AVERAGE
4	* 5526.872	24.389	76.315	100.704	46.704	54.000	AVERAGE
5	5725.000	25.003	21.165	46.168	-7.832	54.000	AVERAGE
6	5749.650	25.043	21.320	46.363	-7.637	54.000	AVERAGE

Note:

1. All readings above 1GHz are performed with peak and/or average measurements as necessary.
2. Peak measurements: RBW = 1MHz, VBW = 1MHz, Sweep: Auto.
3. Average measurements: RBW = 1MHz, VBW = 10 Hz, Sweep: Auto.
4. “ * ”, means this data is the worst emission level.
5. Measurement Level = Reading Level + Correct Factor.
6. The average measurement was not performed when the peak measured data under the limit of average detection.

Site : CB2-H	Time : 2017/03/08
Limit : FCC_SPARTE_15.407_H_BAND3_03M_PK	Margin : 6
Probe : CB2_FCC_EFS_B091_1-18GHz_3M_0117 - VERTICAL	Power : AC 120V / 60Hz
EUT : Mimosa C5c	Note : 802.11ac(40M)_5510MHz Mode 2: Tx-Dipole ANT

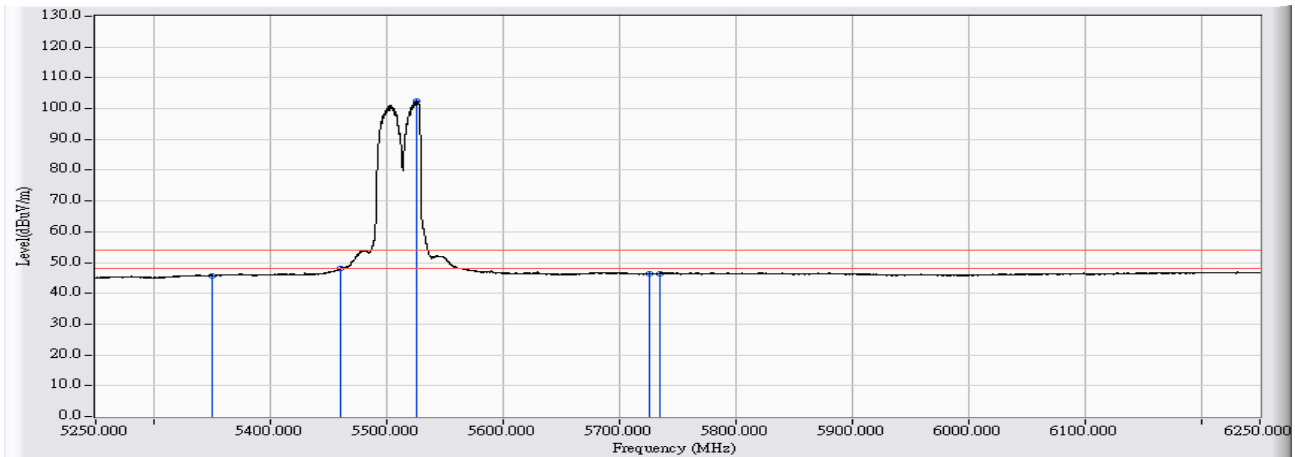


	Frequency (MHz)	Correct Factor (dB)	Reading Level (dBuV)	Measure Level (dBuV/m)	Margin (dB)	Limit (dBuV/m)	Detector Type
1	5460.000	24.289	34.261	58.550	-9.750	68.300	PEAK
2	5465.278	24.288	42.476	66.764	-1.536	68.300	PEAK
3	5470.000	24.288	35.702	59.990	-8.310	68.300	PEAK
4	* 5526.672	24.388	87.230	111.619	37.619	74.000	PEAK
5	5725.000	25.003	32.272	57.275	-11.025	68.300	PEAK
6	5925.532	25.375	35.335	60.711	-7.589	68.300	PEAK

Note:

1. All readings above 1GHz are performed with peak and/or average measurements as necessary.
2. Peak measurements: RBW = 1MHz, VBW = 1MHz, Sweep: Auto.
3. Average measurements: RBW = 1MHz, VBW = 10 Hz, Sweep: Auto.
4. " * ", means this data is the worst emission level.
5. Measurement Level = Reading Level + Correct Factor.
6. The average measurement was not performed when the peak measured data under the limit of average detection.

Site : CB2-H	Time : 2017/03/08
Limit : FCC_SpartC_15.209_03M_AV	Margin : 6
Probe : CB2_FCC_EFS_B091_1-18GHz_3M_0117 - VERTICAL	Power : AC 120V / 60Hz
EUT : Mimosa C5c	Note : 802.11ac(40M)_5510MHz Mode 2: Tx-Dipole ANT

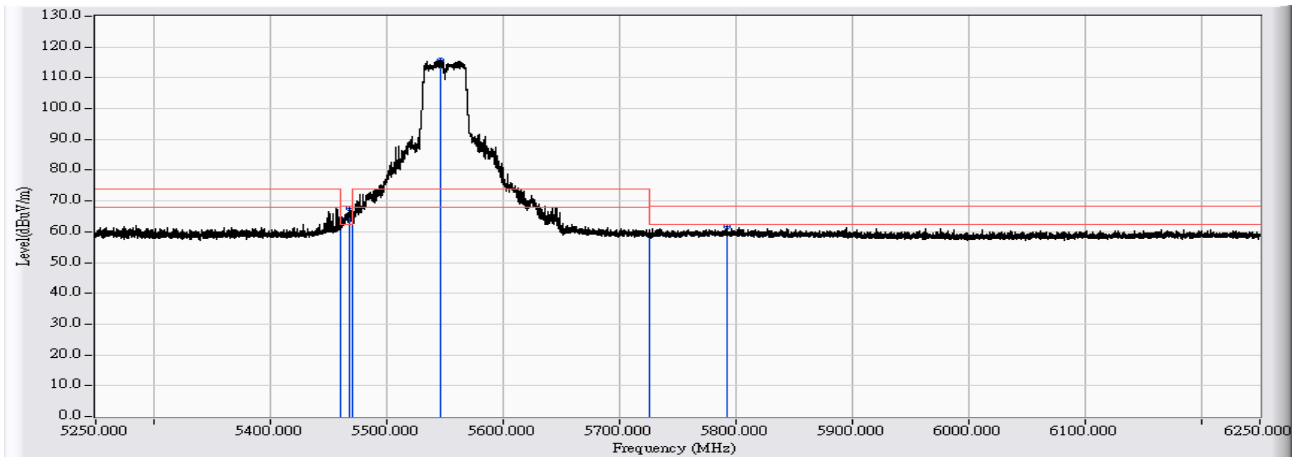


	Frequency (MHz)	Correct Factor (dB)	Reading Level (dBuV)	Measure Level (dBuV/m)	Margin (dB)	Limit (dBuV/m)	Detector Type
1	5350.000	24.342	21.419	45.761	-8.239	54.000	AVERAGE
2	5459.879	24.289	23.727	48.016	-5.984	54.000	AVERAGE
3	5460.000	24.289	23.699	47.988	-6.012	54.000	AVERAGE
4	* 5525.672	24.385	78.009	102.394	48.394	54.000	AVERAGE
5	5725.000	25.003	21.270	46.273	-7.727	54.000	AVERAGE
6	5734.051	25.018	21.333	46.351	-7.649	54.000	AVERAGE

Note:

1. All readings above 1GHz are performed with peak and/or average measurements as necessary.
2. Peak measurements: RBW = 1MHz, VBW = 1MHz, Sweep: Auto.
3. Average measurements: RBW = 1MHz, VBW = 10 Hz, Sweep: Auto.
4. “ * ”, means this data is the worst emission level.
5. Measurement Level = Reading Level + Correct Factor.
6. The average measurement was not performed when the peak measured data under the limit of average detection.

Site : CB2-H	Time : 2017/03/08
Limit : FCC_SPARTE_15.407_H_BAND3_03M_PK	Margin : 6
Probe : CB2_FCC_EFS_B091_1-18GHz_3M_0117 - HORIZONTAL	Power : AC 120V / 60Hz
EUT : Mimosa C5c	Note : 802.11ac(40M)_5550MHz Mode 2: Tx-Dipole ANT

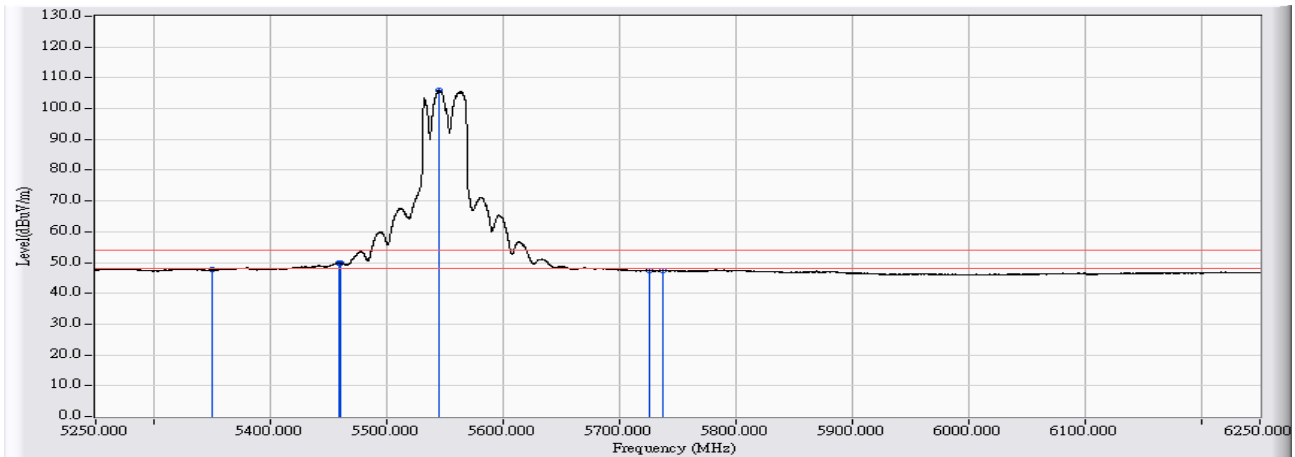


	Frequency (MHz)	Correct Factor (dB)	Reading Level (dBuV)	Measure Level (dBuV/m)	Margin (dB)	Limit (dBuV/m)	Detector Type
1	5460.000	24.289	39.801	64.090	-4.210	68.300	PEAK
2	5468.278	24.289	43.240	67.528	-0.772	68.300	PEAK
3	5470.000	24.288	40.942	65.230	-3.070	68.300	PEAK
4	* 5545.870	24.462	91.244	115.706	41.706	74.000	PEAK
5	5725.000	25.003	33.843	58.846	-9.454	68.300	PEAK
6	5792.346	25.107	36.529	61.637	-6.663	68.300	PEAK

Note:

1. All readings above 1GHz are performed with peak and/or average measurements as necessary.
2. Peak measurements: RBW = 1MHz, VBW = 1MHz, Sweep: Auto.
3. Average measurements: RBW = 1MHz, VBW = 10 Hz, Sweep: Auto.
4. " * ", means this data is the worst emission level.
5. Measurement Level = Reading Level + Correct Factor.
6. The average measurement was not performed when the peak measured data under the limit of average detection.

Site : CB2-H	Time : 2017/03/08
Limit : FCC_SpartC_15.209_03M_AV	Margin : 6
Probe : CB2_FCC_EFS_B091_1-18GHz_3M_0117 - HORIZONTAL	Power : AC 120V / 60Hz
EUT : Mimosa C5c	Note : 802.11ac(40M)_5550MHz Mode 2: Tx-Dipole ANT

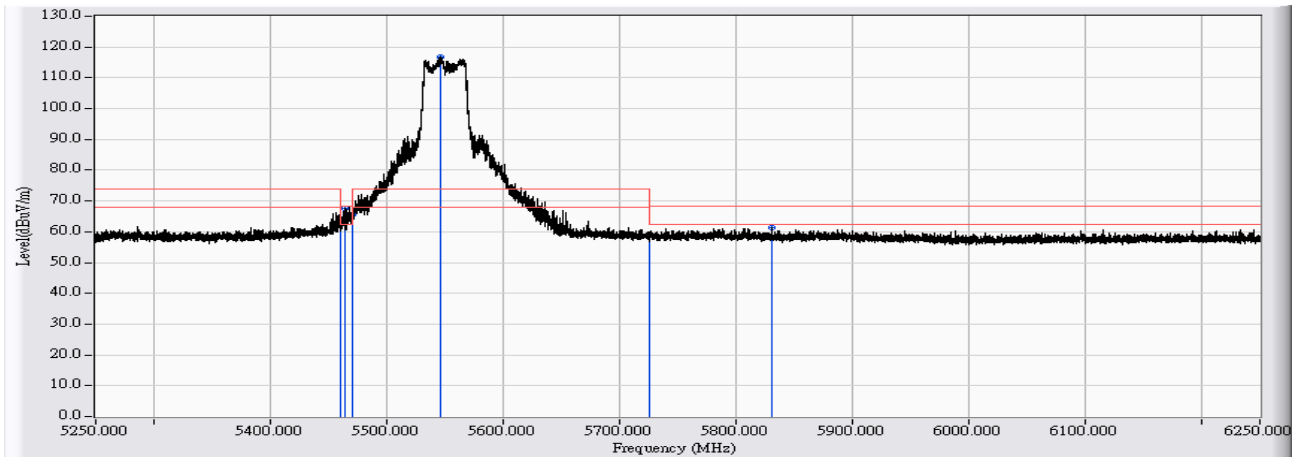


	Frequency (MHz)	Correct Factor (dB)	Reading Level (dBuV)	Measure Level (dBuV/m)	Margin (dB)	Limit (dBuV/m)	Detector Type
1	5350.000	24.342	23.460	47.802	-6.198	54.000	AVERAGE
2	5458.579	24.288	25.548	49.837	-4.163	54.000	AVERAGE
3	5460.000	24.289	25.504	49.793	-4.207	54.000	AVERAGE
4	* 5544.370	24.456	81.441	105.897	51.897	54.000	AVERAGE
5	5725.000	25.003	22.386	47.389	-6.611	54.000	AVERAGE
6	5737.151	25.023	22.453	47.476	-6.524	54.000	AVERAGE

Note:

1. All readings above 1GHz are performed with peak and/or average measurements as necessary.
2. Peak measurements: RBW = 1MHz, VBW = 1MHz, Sweep: Auto.
3. Average measurements: RBW = 1MHz, VBW = 10 Hz, Sweep: Auto.
4. “ * ”, means this data is the worst emission level.
5. Measurement Level = Reading Level + Correct Factor.
6. The average measurement was not performed when the peak measured data under the limit of average detection.

Site : CB2-H	Time : 2017/03/08
Limit : FCC_SPARTE_15.407_H_BAND3_03M_PK	Margin : 6
Probe : CB2_FCC_EFS_B091_1-18GHz_3M_0117 - VERTICAL	Power : AC 120V / 60Hz
EUT : Mimosa C5c	Note : 802.11ac(40M)_5550MHz Mode 2: Tx-Dipole ANT

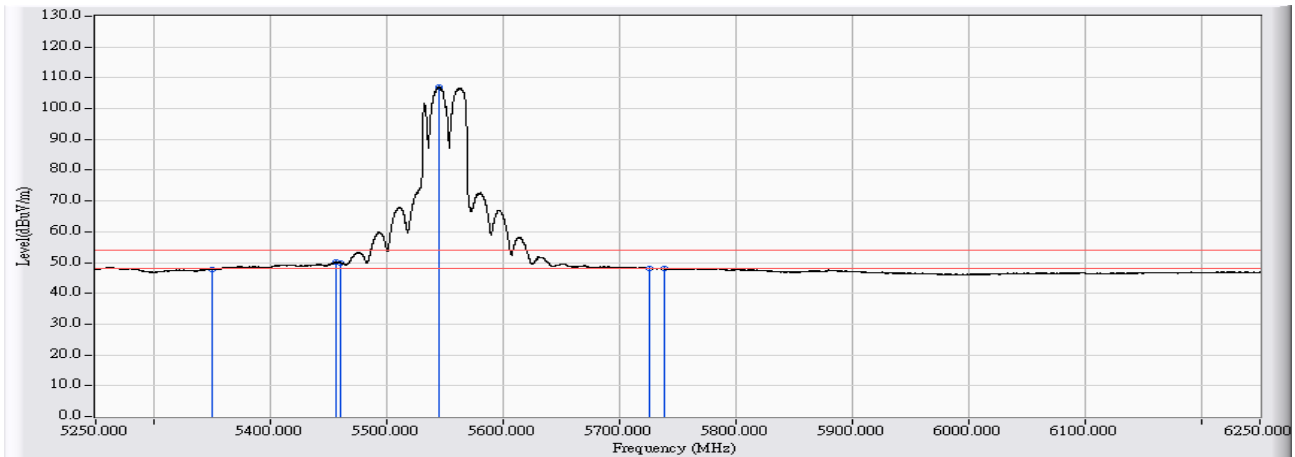


	Frequency (MHz)	Correct Factor (dB)	Reading Level (dBuV)	Measure Level (dBuV/m)	Margin (dB)	Limit (dBuV/m)	Detector Type
1	5460.000	24.289	38.788	63.077	-5.223	68.300	PEAK
2	5463.778	24.289	43.300	67.588	-0.712	68.300	PEAK
3	5470.000	24.288	41.149	65.437	-2.863	68.300	PEAK
4	* 5546.670	24.464	92.137	116.602	42.602	74.000	PEAK
5	5725.000	25.003	34.201	59.204	-9.096	68.300	PEAK
6	5830.642	25.175	36.125	61.300	-7.000	68.300	PEAK

Note:

1. All readings above 1GHz are performed with peak and/or average measurements as necessary.
2. Peak measurements: RBW = 1MHz, VBW = 1MHz, Sweep: Auto.
3. Average measurements: RBW = 1MHz, VBW = 10 Hz, Sweep: Auto.
4. " * ", means this data is the worst emission level.
5. Measurement Level = Reading Level + Correct Factor.
6. The average measurement was not performed when the peak measured data under the limit of average detection.

Site : CB2-H	Time : 2017/03/08
Limit : FCC_SpartC_15.209_03M_AV	Margin : 6
Probe : CB2_FCC_EFS_B091_1-18GHz_3M_0117 - VERTICAL	Power : AC 120V / 60Hz
EUT : Mimosa C5c	Note : 802.11ac(40M)_5550MHz Mode 2: Tx-Dipole ANT

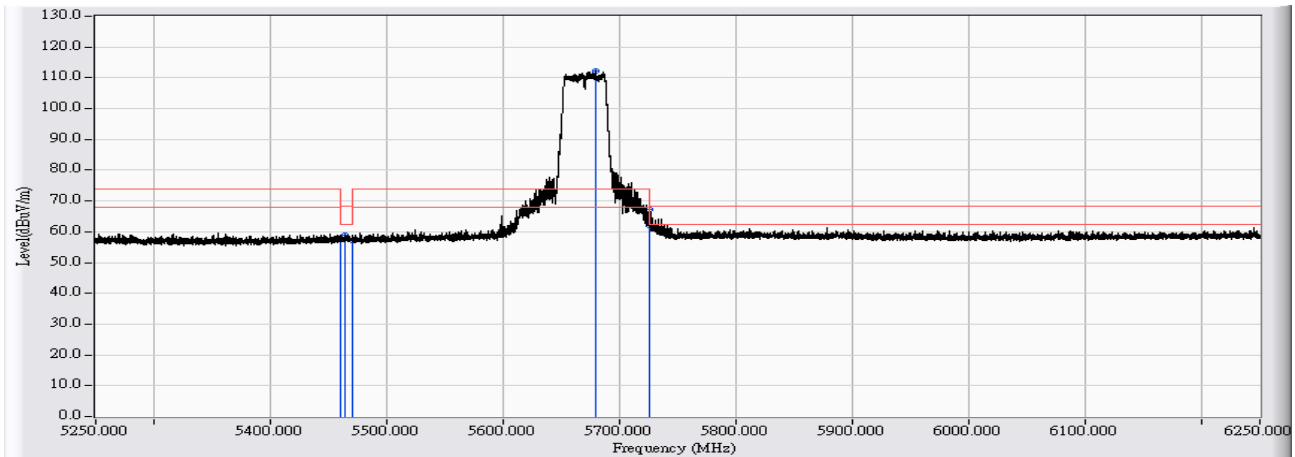


	Frequency (MHz)	Correct Factor (dB)	Reading Level (dBuV)	Measure Level (dBuV/m)	Margin (dB)	Limit (dBuV/m)	Detector Type
1	5350.000	24.342	23.577	47.919	-6.081	54.000	AVERAGE
2	5456.379	24.289	25.887	50.176	-3.824	54.000	AVERAGE
3	5460.000	24.289	25.651	49.940	-4.060	54.000	AVERAGE
4	* 5544.470	24.456	82.687	107.143	53.143	54.000	AVERAGE
5	5725.000	25.003	23.191	48.194	-5.806	54.000	AVERAGE
6	5738.151	25.025	23.141	48.166	-5.834	54.000	AVERAGE

Note:

1. All readings above 1GHz are performed with peak and/or average measurements as necessary.
2. Peak measurements: RBW = 1MHz, VBW = 1MHz, Sweep: Auto.
3. Average measurements: RBW = 1MHz, VBW = 10 Hz, Sweep: Auto.
4. “ * ”, means this data is the worst emission level.
5. Measurement Level = Reading Level + Correct Factor.
6. The average measurement was not performed when the peak measured data under the limit of average detection.

Site : CB2-H	Time : 2017/03/08
Limit : FCC_SPARTE_15.407_H_BAND3_03M_PK	Margin : 6
Probe : CB2_FCC_EFS_B091_1-18GHz_3M_0117 - HORIZONTAL	Power : AC 120V / 60Hz
EUT : Mimosa C5c	Note : 802.11ac(40M)_5670MHz Mode 2: Tx-Dipole ANT

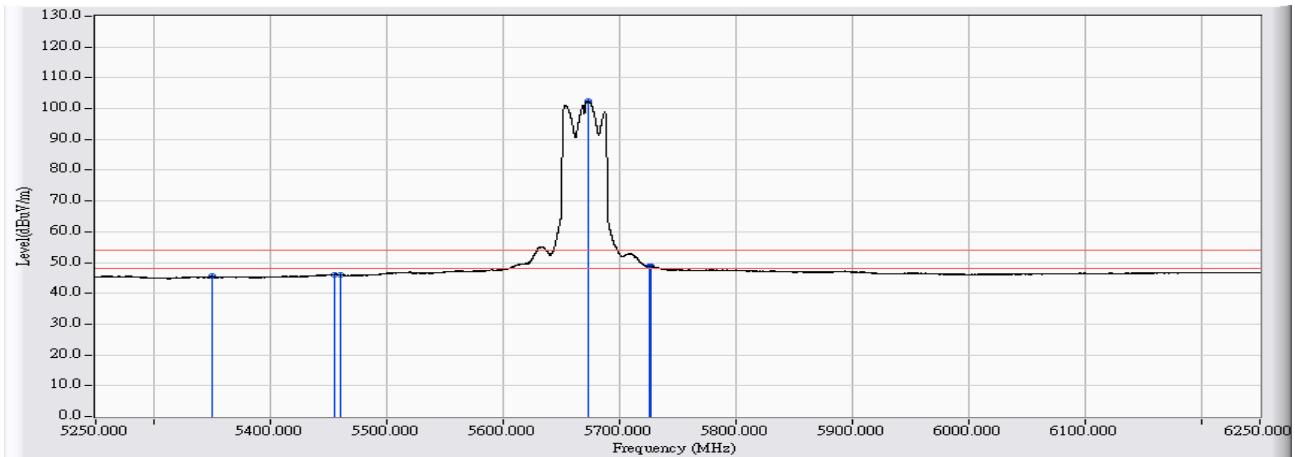


	Frequency (MHz)	Correct Factor (dB)	Reading Level (dBuV)	Measure Level (dBuV/m)	Margin (dB)	Limit (dBuV/m)	Detector Type
1	5460.000	24.289	33.276	57.565	-10.735	68.300	PEAK
2	5464.578	24.288	34.608	58.896	-9.404	68.300	PEAK
3	5470.000	24.288	32.891	57.179	-11.121	68.300	PEAK
4	* 5679.057	24.901	87.326	112.227	38.227	74.000	PEAK
5	5725.000	25.003	37.002	62.005	-6.295	68.300	PEAK
6	5725.753	25.005	42.241	67.246	-1.054	68.300	PEAK

Note:

1. All readings above 1GHz are performed with peak and/or average measurements as necessary.
2. Peak measurements: RBW = 1MHz, VBW = 1MHz, Sweep: Auto.
3. Average measurements: RBW = 1MHz, VBW = 10 Hz, Sweep: Auto.
4. “ * ”, means this data is the worst emission level.
5. Measurement Level = Reading Level + Correct Factor.
6. The average measurement was not performed when the peak measured data under the limit of average detection.

Site : CB2-H	Time : 2017/03/08
Limit : FCC_SpartC_15.209_03M_AV	Margin : 6
Probe : CB2_FCC_EFS_B091_1-18GHz_3M_0117 - HORIZONTAL	Power : AC 120V / 60Hz
EUT : Mimosa C5c	Note : 802.11ac(40M)_5670MHz Mode 2: Tx-Dipole ANT

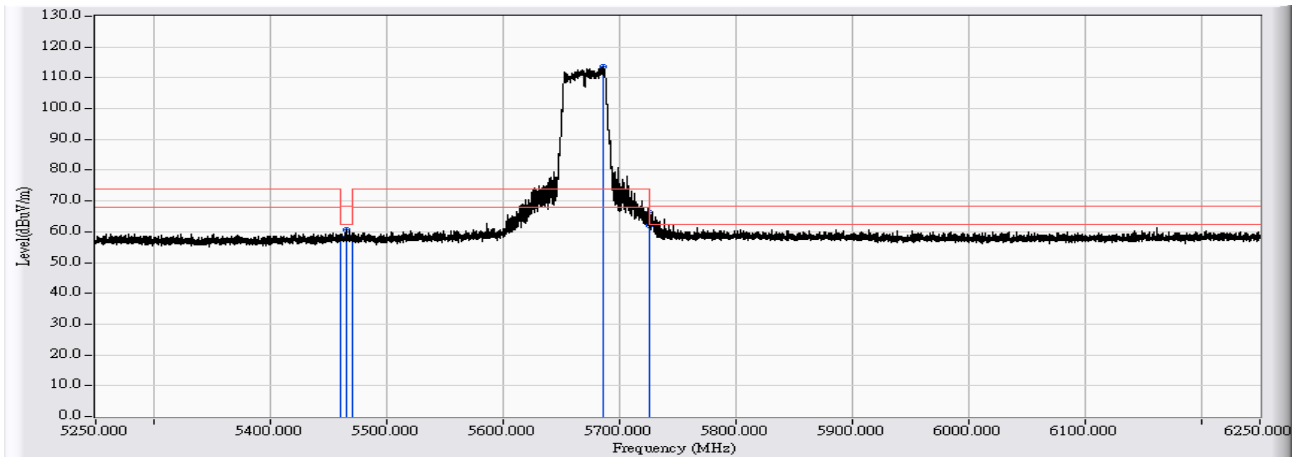


	Frequency (MHz)	Correct Factor (dB)	Reading Level (dBuV)	Measure Level (dBuV/m)	Margin (dB)	Limit (dBuV/m)	Detector Type
1	5350.000	24.342	21.309	45.651	-8.349	54.000	AVERAGE
2	5455.379	24.288	21.800	46.089	-7.911	54.000	AVERAGE
3	5460.000	24.289	21.690	45.979	-8.021	54.000	AVERAGE
4	* 5672.858	24.883	77.507	102.390	48.390	54.000	AVERAGE
5	5725.000	25.003	23.680	48.683	-5.317	54.000	AVERAGE
6	5726.452	25.006	23.807	48.813	-5.187	54.000	AVERAGE

Note:

1. All readings above 1GHz are performed with peak and/or average measurements as necessary.
2. Peak measurements: RBW = 1MHz, VBW = 1MHz, Sweep: Auto.
3. Average measurements: RBW = 1MHz, VBW = 10 Hz, Sweep: Auto.
4. “ * ”, means this data is the worst emission level.
5. Measurement Level = Reading Level + Correct Factor.
6. The average measurement was not performed when the peak measured data under the limit of average detection.

Site : CB2-H	Time : 2017/03/08
Limit : FCC_SPARTE_15.407_H_BAND3_03M_PK	Margin : 6
Probe : CB2_FCC_EFS_B091_1-18GHz_3M_0117 - VERTICAL	Power : AC 120V / 60Hz
EUT : Mimosa C5c	Note : 802.11ac(40M)_5670MHz Mode 2: Tx-Dipole ANT

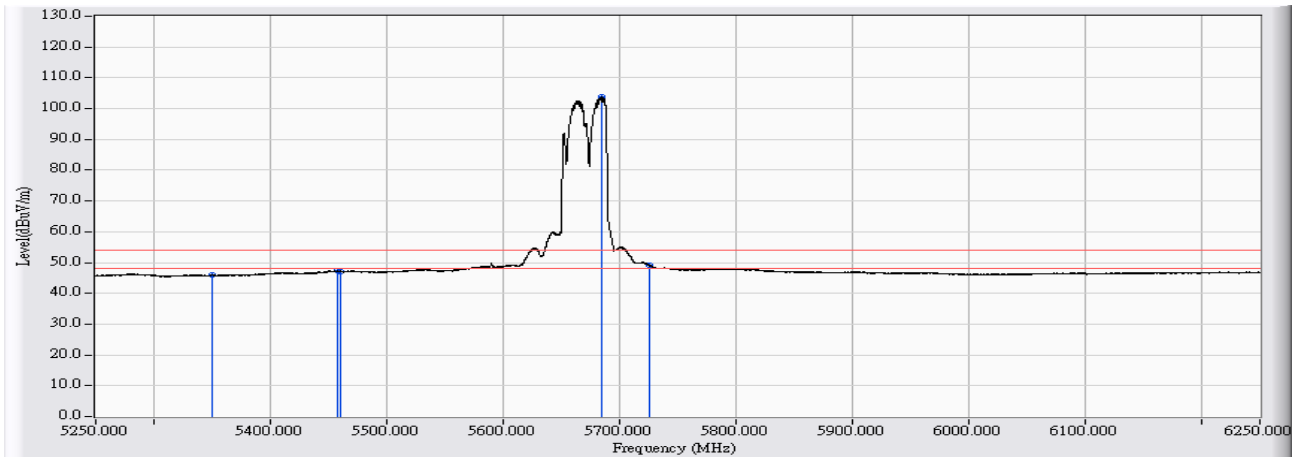


	Frequency (MHz)	Correct Factor (dB)	Reading Level (dBuV)	Measure Level (dBuV/m)	Margin (dB)	Limit (dBuV/m)	Detector Type
1	5460.000	24.289	34.037	58.326	-9.974	68.300	PEAK
2	5465.678	24.288	36.348	60.636	-7.664	68.300	PEAK
3	5470.000	24.288	33.929	58.217	-10.083	68.300	PEAK
4	* 5685.356	24.920	88.616	113.536	39.536	74.000	PEAK
5	5725.000	25.003	37.060	62.063	-6.237	68.300	PEAK
6	5725.452	25.005	41.368	66.372	-1.928	68.300	PEAK

Note:

1. All readings above 1GHz are performed with peak and/or average measurements as necessary.
2. Peak measurements: RBW = 1MHz, VBW = 1MHz, Sweep: Auto.
3. Average measurements: RBW = 1MHz, VBW = 10 Hz, Sweep: Auto.
4. " * ", means this data is the worst emission level.
5. Measurement Level = Reading Level + Correct Factor.
6. The average measurement was not performed when the peak measured data under the limit of average detection.

Site : CB2-H	Time : 2017/03/08
Limit : FCC_SpartC_15.209_03M_AV	Margin : 6
Probe : CB2_FCC_EFS_B091_1-18GHz_3M_0117 - VERTICAL	Power : AC 120V / 60Hz
EUT : Mimosa C5c	Note : 802.11ac(40M)_5670MHz Mode 2: Tx-Dipole ANT

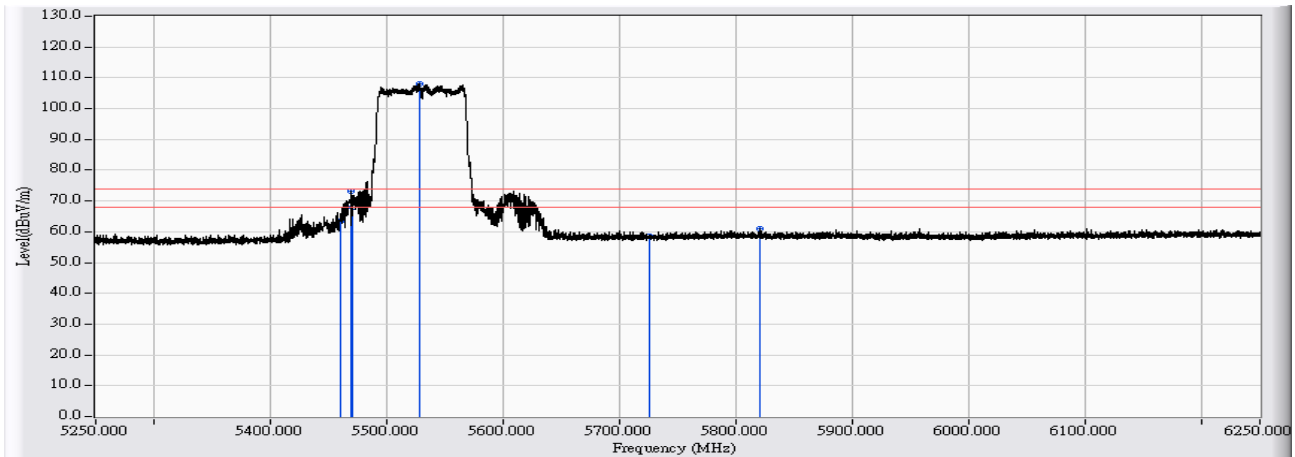


	Frequency (MHz)	Correct Factor (dB)	Reading Level (dBuV)	Measure Level (dBuV/m)	Margin (dB)	Limit (dBuV/m)	Detector Type
1	5350.000	24.342	21.641	45.983	-8.017	54.000	AVERAGE
2	5457.379	24.289	22.975	47.264	-6.736	54.000	AVERAGE
3	5460.000	24.289	22.927	47.216	-6.784	54.000	AVERAGE
4	* 5684.256	24.917	78.921	103.838	49.838	54.000	AVERAGE
5	5725.000	25.003	24.210	49.213	-4.787	54.000	AVERAGE
6	5725.452	25.005	24.293	49.297	-4.703	54.000	AVERAGE

Note:

1. All readings above 1GHz are performed with peak and/or average measurements as necessary.
2. Peak measurements: RBW = 1MHz, VBW = 1MHz, Sweep: Auto.
3. Average measurements: RBW = 1MHz, VBW = 10 Hz, Sweep: Auto.
4. “ * ”, means this data is the worst emission level.
5. Measurement Level = Reading Level + Correct Factor.
6. The average measurement was not performed when the peak measured data under the limit of average detection.

Site : CB2-H	Time : 2017/03/08
Limit : FCC_SpartC_15.209_03M_PK	Margin : 6
Probe : CB2_FCC_EFS_B091_1-18GHz_3M_0117 - HORIZONTAL	Power : AC 120V / 60Hz
EUT : Mimosa C5c	Note : 802.11ac(80M)_5530MHz Mode 2: Tx-Dipole ANT

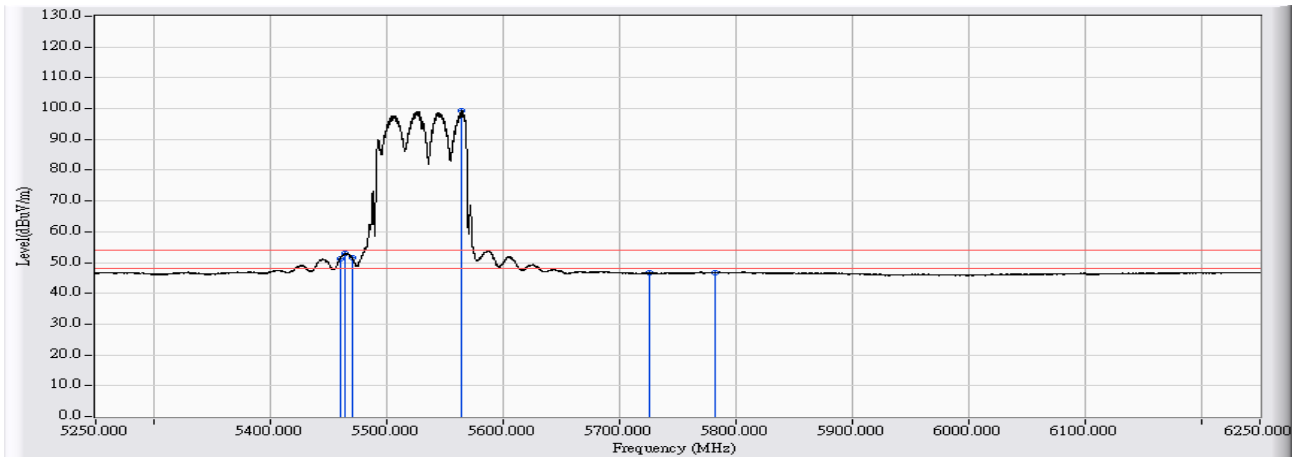


	Frequency (MHz)	Correct Factor (dB)	Reading Level (dBuV)	Measure Level (dBuV/m)	Margin (dB)	Limit (dBuV/m)	Detector Type
1	5460.000	24.289	39.304	63.593	-10.407	74.000	PEAK
2	5469.478	24.288	48.924	73.212	-0.788	74.000	PEAK
3	5470.000	24.288	43.648	67.936	-6.064	74.000	PEAK
4	* 5528.172	24.394	83.586	107.980	33.980	74.000	PEAK
5	5725.000	25.003	33.471	58.474	-15.526	74.000	PEAK
6	5820.343	25.156	35.745	60.901	-13.099	74.000	PEAK

Note:

1. All readings above 1GHz are performed with peak and/or average measurements as necessary.
2. Peak measurements: RBW = 1MHz, VBW = 1MHz, Sweep: Auto.
3. Average measurements: RBW = 1MHz, VBW = 10 Hz, Sweep: Auto.
4. “ * ”, means this data is the worst emission level.
5. Measurement Level = Reading Level + Correct Factor.
6. The average measurement was not performed when the peak measured data under the limit of average detection.

Site : CB2-H	Time : 2017/03/08
Limit : FCC_SpartC_15.209_03M_AV	Margin : 6
Probe : CB2_FCC_EFS_B091_1-18GHz_3M_0117 - HORIZONTAL	Power : AC 120V / 60Hz
EUT : Mimosa C5c	Note : 802.11ac(80M)_5530MHz Mode 2: Tx-Dipole ANT

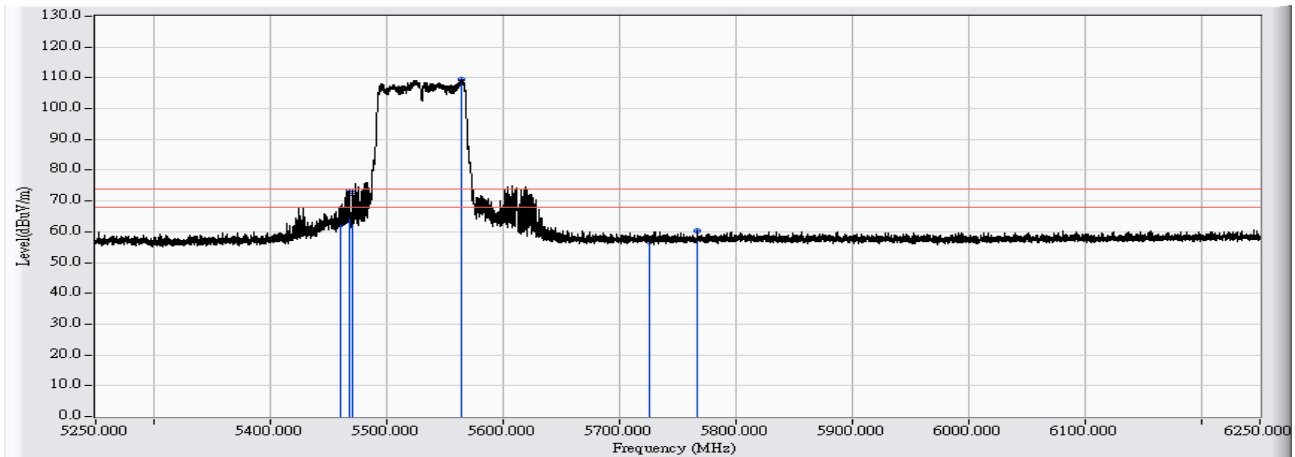


	Frequency (MHz)	Correct Factor (dB)	Reading Level (dBuV)	Measure Level (dBuV/m)	Margin (dB)	Limit (dBuV/m)	Detector Type
1	5460.000	24.289	27.114	51.403	-2.597	54.000	AVERAGE
2	5464.678	24.289	28.633	52.921	-1.079	54.000	AVERAGE
3	5470.000	24.288	27.173	51.461	-2.539	54.000	AVERAGE
4	* 5564.368	24.532	74.656	99.188	45.188	54.000	AVERAGE
5	5725.000	25.003	21.604	46.607	-7.393	54.000	AVERAGE
6	5782.347	25.093	21.770	46.863	-7.137	54.000	AVERAGE

Note:

1. All readings above 1GHz are performed with peak and/or average measurements as necessary.
2. Peak measurements: RBW = 1MHz, VBW = 1MHz, Sweep: Auto.
3. Average measurements: RBW = 1MHz, VBW = 10 Hz, Sweep: Auto.
4. “ * ”, means this data is the worst emission level.
5. Measurement Level = Reading Level + Correct Factor.
6. The average measurement was not performed when the peak measured data under the limit of average detection.

Site : CB2-H	Time : 2017/03/08
Limit : FCC_SpartC_15.209_03M_PK	Margin : 6
Probe : CB2_FCC_EFS_B091_1-18GHz_3M_0117 - VERTICAL	Power : AC 120V / 60Hz
EUT : Mimosa C5c	Note : 802.11ac(80M)_5530MHz Mode 2: Tx-Dipole ANT

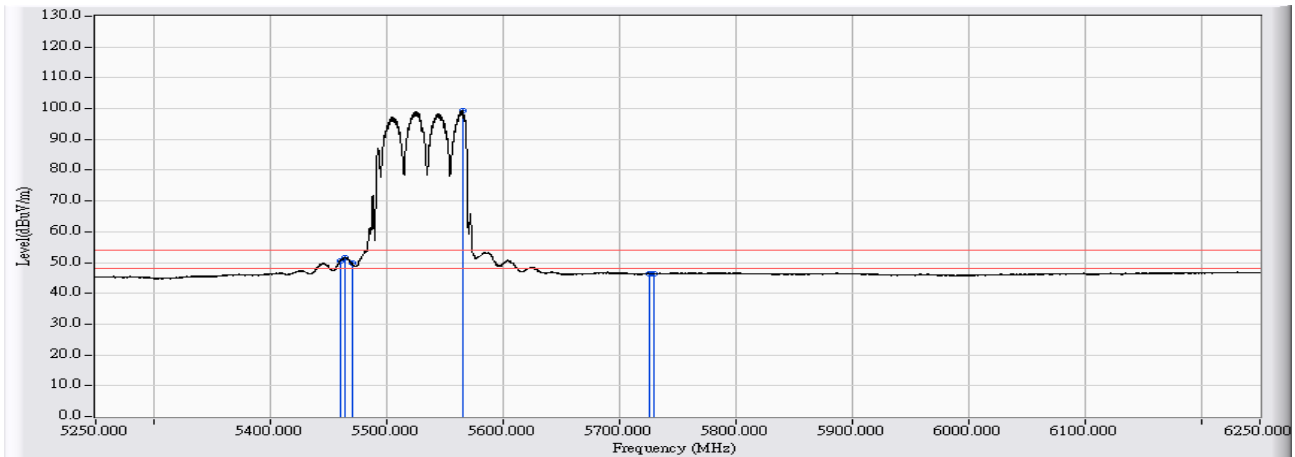


	Frequency (MHz)	Correct Factor (dB)	Reading Level (dBuV)	Measure Level (dBuV/m)	Margin (dB)	Limit (dBuV/m)	Detector Type
1	5460.000	24.289	38.183	62.472	-11.528	74.000	PEAK
2	5467.978	24.289	49.018	73.306	-0.694	74.000	PEAK
3	5470.000	24.288	48.038	72.326	-1.674	74.000	PEAK
4	* 5564.668	24.533	84.786	109.319	35.319	74.000	PEAK
5	5725.000	25.003	31.780	56.783	-17.217	74.000	PEAK
6	5766.748	25.069	35.300	60.369	-13.631	74.000	PEAK

Note:

1. All readings above 1GHz are performed with peak and/or average measurements as necessary.
2. Peak measurements: RBW = 1MHz, VBW = 1MHz, Sweep: Auto.
3. Average measurements: RBW = 1MHz, VBW = 10 Hz, Sweep: Auto.
4. “ * ”, means this data is the worst emission level.
5. Measurement Level = Reading Level + Correct Factor.
6. The average measurement was not performed when the peak measured data under the limit of average detection.

Site : CB2-H	Time : 2017/03/08
Limit : FCC_SpartC_15.209_03M_AV	Margin : 6
Probe : CB2_FCC_EFS_B091_1-18GHz_3M_0117 - VERTICAL	Power : AC 120V / 60Hz
EUT : Mimosa C5c	Note : 802.11ac(80M)_5530MHz Mode 2: Tx-Dipole ANT

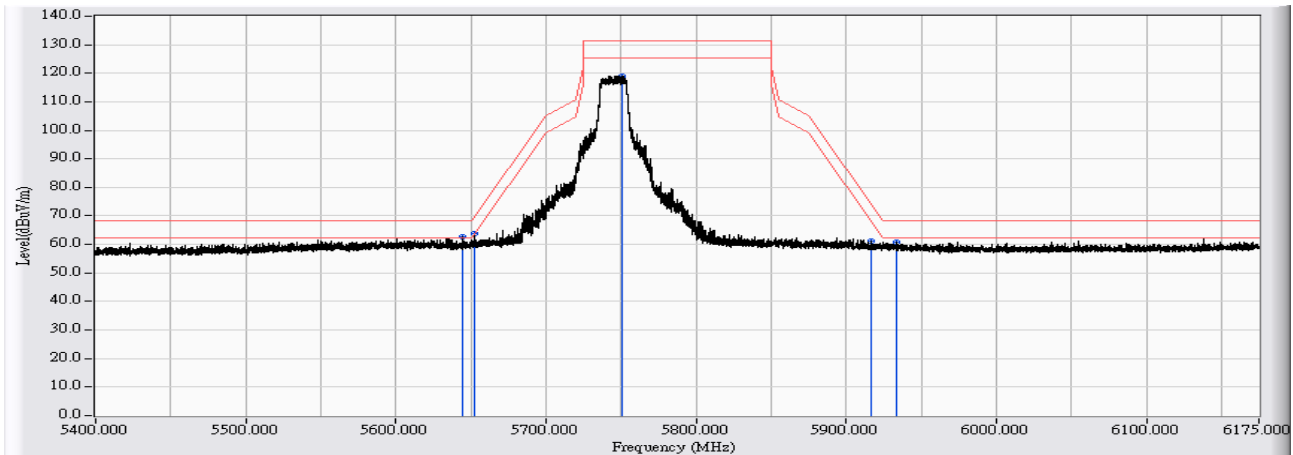


	Frequency (MHz)	Correct Factor (dB)	Reading Level (dBuV)	Measure Level (dBuV/m)	Margin (dB)	Limit (dBuV/m)	Detector Type
1	5460.000	24.289	26.256	50.545	-3.455	54.000	AVERAGE
2	5464.378	24.289	27.406	51.694	-2.306	54.000	AVERAGE
3	5470.000	24.288	25.493	49.781	-4.219	54.000	AVERAGE
4	* 5564.868	24.534	74.818	99.352	45.352	54.000	AVERAGE
5	5725.000	25.003	21.378	46.381	-7.619	54.000	AVERAGE
6	5729.852	25.011	21.479	46.490	-7.510	54.000	AVERAGE

Note:

1. All readings above 1GHz are performed with peak and/or average measurements as necessary.
2. Peak measurements: RBW = 1MHz, VBW = 1MHz, Sweep: Auto.
3. Average measurements: RBW = 1MHz, VBW = 10 Hz, Sweep: Auto.
4. “ * ”, means this data is the worst emission level.
5. Measurement Level = Reading Level + Correct Factor.
6. The average measurement was not performed when the peak measured data under the limit of average detection.

Site : CB4-H	Time : 2017/01/25
Limit : FCC_Part15E_2016_B4_03M_PK	Margin : 6
Probe : CB4-H_FCC_A115_EFS_1-18GHz_1116 - HORIZONTAL	Power : AC 120V / 60Hz
EUT : Mimosa C5c	Note : 802.11ac(20M)_5745MHz Mode 2: Tx-Dipole ANT

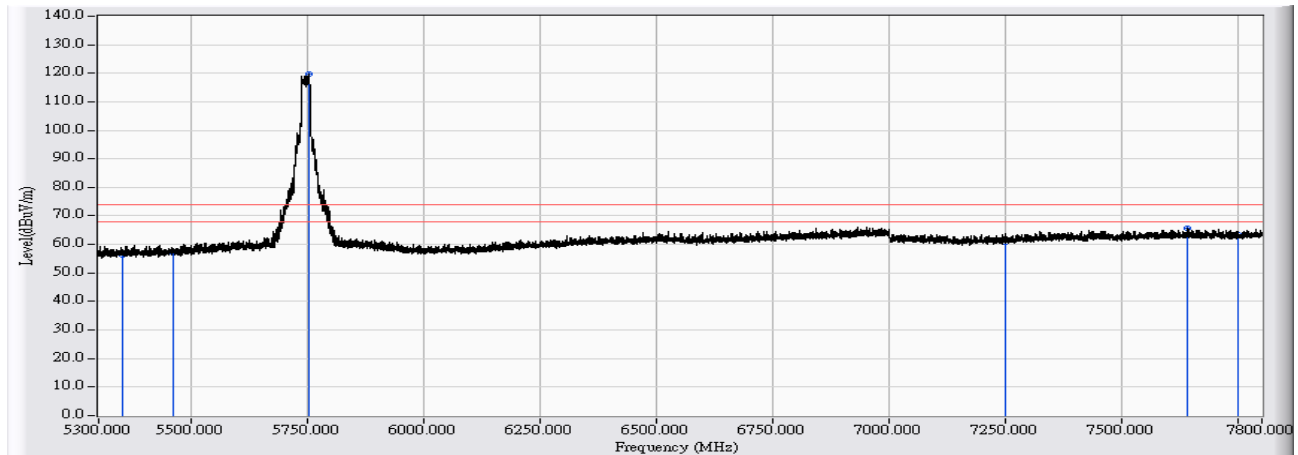


		Frequency (MHz)	Correct Factor (dB)	Reading Level (dBuV)	Measure Level (dBuV/m)	Margin (dB)	Limit (dBuV/m)	Detector Type
1	*	5644.876	9.170	53.616	62.786	-5.414	68.200	PEAK
2		5652.237	9.194	54.573	63.767	-6.096	69.862	PEAK
3		5750.885	9.510	109.595	119.106	-12.094	131.200	PEAK
4		5916.951	10.030	51.121	61.150	-12.985	74.135	PEAK
5		5933.224	10.081	50.802	60.882	-7.318	68.200	PEAK

Note:

1. All readings above 1GHz are performed with peak and/or average measurements as necessary.
2. Peak measurements: RBW = 1MHz, VBW = 1MHz, Sweep: Auto.
3. Average measurements: RBW = 1MHz, VBW = 10 Hz, Sweep: Auto.
4. “ * ”, means this data is the worst emission level.
5. Measurement Level = Reading Level + Correct Factor.
6. The average measurement was not performed when the peak measured data under the limit of average detection.

Site : CB4-H	Time : 2017/01/25
Limit : FCC_SpartC_15.209_03M_PK	Margin : 6
Probe : CB4-H_FCC_A115_EFS_1-18GHz_1116 - HORIZONTAL	Power : AC 120V / 60Hz
EUT : Mimosa C5c	Note : 802.11ac(20M)_5745MHz Mode 2: Tx-Dipole ANT

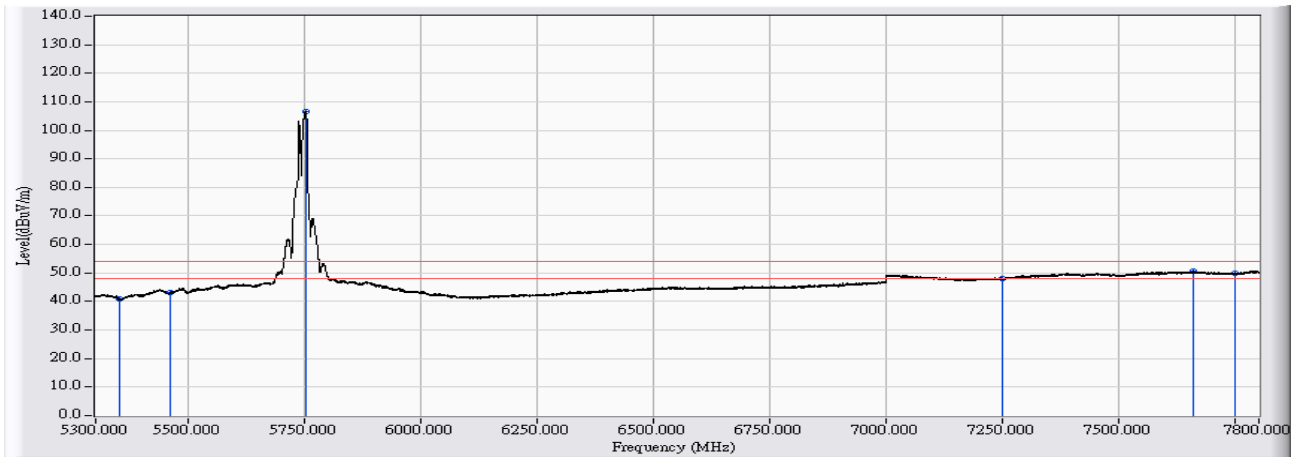


	Frequency (MHz)	Correct Factor (dB)	Reading Level (dBuV)	Measure Level (dBuV/m)	Margin (dB)	Limit (dBuV/m)	Detector Type
1	5350.000	8.805	47.582	56.387	-17.613	74.000	PEAK
2	5460.000	8.731	48.269	57.000	-17.000	74.000	PEAK
3	* 5752.205	9.515	110.047	119.562	45.562	74.000	PEAK
4	7250.000	16.191	44.557	60.748	-13.252	74.000	PEAK
5	7640.766	17.126	48.566	65.692	-8.308	74.000	PEAK
6	7750.000	17.346	46.192	63.538	-10.462	74.000	PEAK

Note:

1. All readings above 1GHz are performed with peak and/or average measurements as necessary.
2. Peak measurements: RBW = 1MHz, VBW = 1MHz, Sweep: Auto.
3. Average measurements: RBW = 1MHz, VBW = 10 Hz, Sweep: Auto.
4. “ * ”, means this data is the worst emission level.
5. Measurement Level = Reading Level + Correct Factor.
6. The average measurement was not performed when the peak measured data under the limit of average detection.

Site : CB4-H	Time : 2017/01/25
Limit : FCC_SpartC_15.209_03M_AV	Margin : 6
Probe : CB4-H_FCC_A115_EFS_1-18GHz_1116 - HORIZONTAL	Power : AC 120V / 60Hz
EUT : Mimosa C5c	Note : 802.11ac(20M)_5745MHz Mode 2: Tx-Dipole ANT

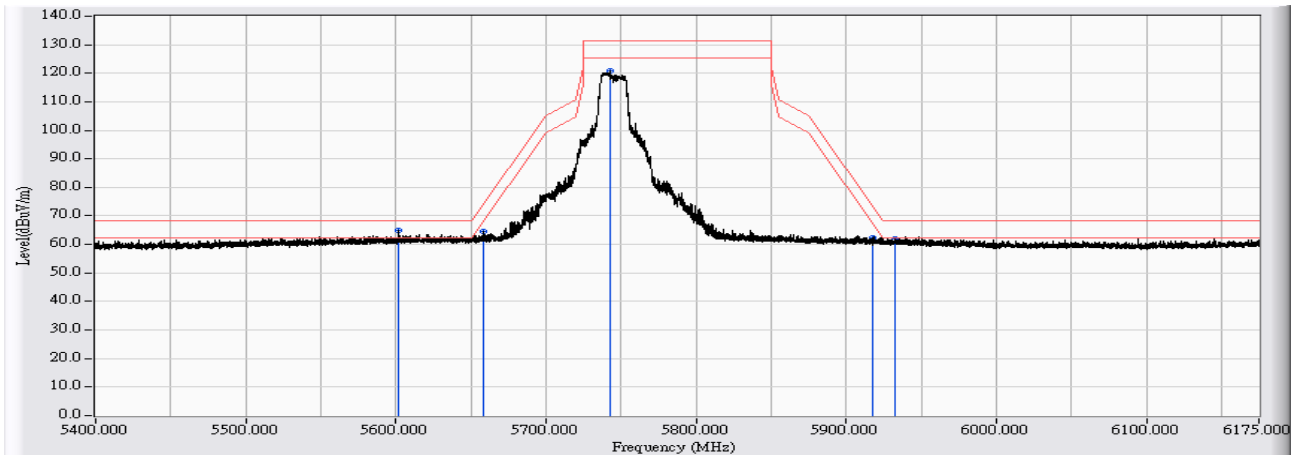


	Frequency (MHz)	Correct Factor (dB)	Reading Level (dBuV)	Measure Level (dBuV/m)	Margin (dB)	Limit (dBuV/m)	Detector Type
1	5350.000	8.805	32.146	40.951	-13.049	54.000	AVERAGE
2	5460.000	8.731	34.323	43.054	-10.946	54.000	AVERAGE
3	* 5751.705	9.514	96.924	106.437	52.437	54.000	AVERAGE
4	7250.000	16.191	31.833	48.024	-5.976	54.000	AVERAGE
5	7660.014	17.165	33.342	50.507	-3.493	54.000	AVERAGE
6	7750.000	17.346	32.534	49.880	-4.120	54.000	AVERAGE

Note:

1. All readings above 1GHz are performed with peak and/or average measurements as necessary.
2. Peak measurements: RBW = 1MHz, VBW = 1MHz, Sweep: Auto.
3. Average measurements: RBW = 1MHz, VBW = 10 Hz, Sweep: Auto.
4. “ * ”, means this data is the worst emission level.
5. Measurement Level = Reading Level + Correct Factor.
6. The average measurement was not performed when the peak measured data under the limit of average detection.

Site : CB4-H	Time : 2017/01/25
Limit : FCC_Part15E_2016_B4_03M_PK	Margin : 6
Probe : CB4-H_FCC_A115_EFS_1-18GHz_1116 - VERTICAL	Power : AC 120V / 60Hz
EUT : Mimosa C5c	Note : 802.11ac(20M)_5745MHz Mode 2: Tx-Dipole ANT

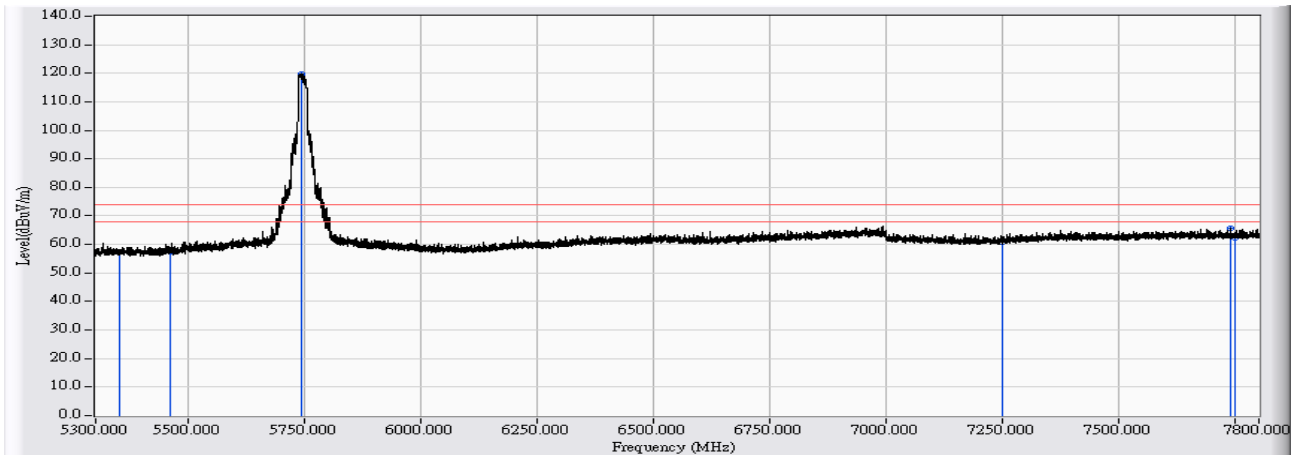


		Frequency (MHz)	Correct Factor (dB)	Reading Level (dBuV)	Measure Level (dBuV/m)	Margin (dB)	Limit (dBuV/m)	Detector Type
1	*	5602.177	9.033	55.723	64.756	-3.444	68.200	PEAK
2		5657.972	9.213	55.162	64.374	-9.747	74.121	PEAK
3		5742.438	9.483	111.194	120.678	-10.522	131.200	PEAK
4		5917.338	10.030	52.234	62.265	-11.585	73.850	PEAK
5		5932.759	10.079	51.685	61.764	-6.436	68.200	PEAK

Note:

1. All readings above 1GHz are performed with peak and/or average measurements as necessary.
2. Peak measurements: RBW = 1MHz, VBW = 1MHz, Sweep: Auto.
3. Average measurements: RBW = 1MHz, VBW = 10 Hz, Sweep: Auto.
4. “ * ”, means this data is the worst emission level.
5. Measurement Level = Reading Level + Correct Factor.
6. The average measurement was not performed when the peak measured data under the limit of average detection.

Site : CB4-H	Time : 2017/01/25
Limit : FCC_SpartC_15.209_03M_PK	Margin : 6
Probe : CB4-H_FCC_A115_EFS_1-18GHz_1116 - VERTICAL	Power : AC 120V / 60Hz
EUT : Mimosa C5c	Note : 802.11ac(20M)_5745MHz Mode 2: Tx-Dipole ANT

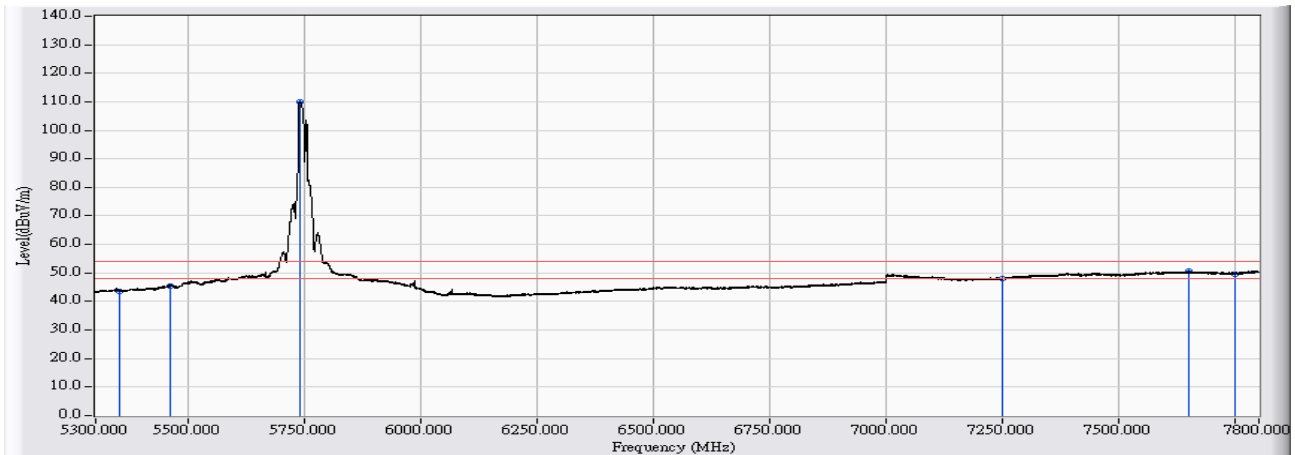


	Frequency (MHz)	Correct Factor (dB)	Reading Level (dBuV)	Measure Level (dBuV/m)	Margin (dB)	Limit (dBuV/m)	Detector Type
1	5350.000	8.805	48.666	57.471	-16.529	74.000	PEAK
2	5460.000	8.731	48.787	57.518	-16.482	74.000	PEAK
3	* 5741.706	9.482	110.239	119.720	45.720	74.000	PEAK
4	7250.000	16.191	44.633	60.824	-13.176	74.000	PEAK
5	7740.006	17.326	48.413	65.739	-8.261	74.000	PEAK
6	7750.000	17.346	45.046	62.392	-11.608	74.000	PEAK

Note:

1. All readings above 1GHz are performed with peak and/or average measurements as necessary.
2. Peak measurements: RBW = 1MHz, VBW = 1MHz, Sweep: Auto.
3. Average measurements: RBW = 1MHz, VBW = 10 Hz, Sweep: Auto.
4. “ * ”, means this data is the worst emission level.
5. Measurement Level = Reading Level + Correct Factor.
6. The average measurement was not performed when the peak measured data under the limit of average detection.

Site : CB4-H	Time : 2017/01/25
Limit : FCC_SpartC_15.209_03M_AV	Margin : 6
Probe : CB4-H_FCC_A115_EFS_1-18GHz_1116 - VERTICAL	Power : AC 120V / 60Hz
EUT : Mimosa C5c	Note : 802.11ac(20M)_5745MHz Mode 2: Tx-Dipole ANT

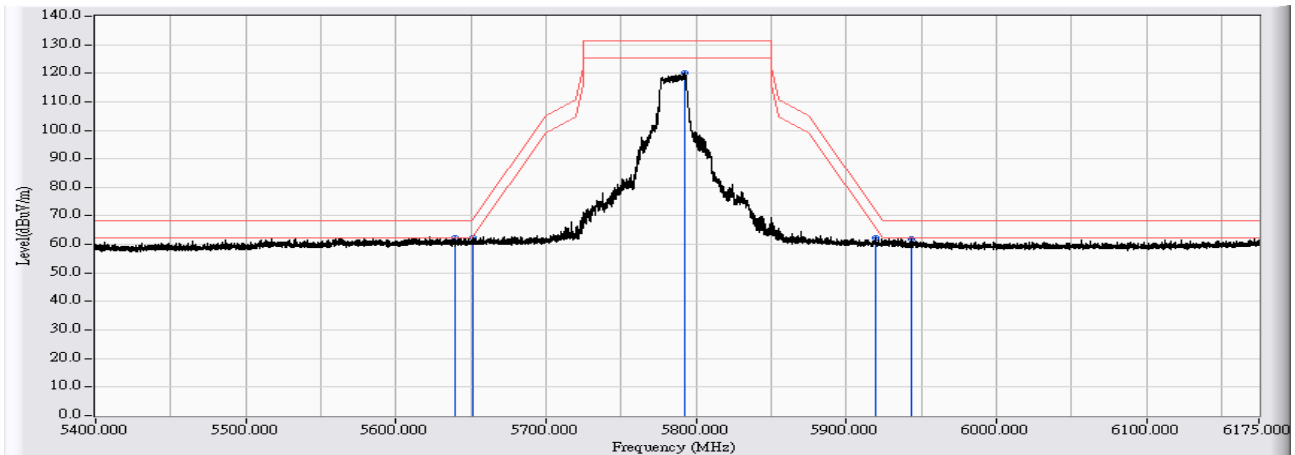


	Frequency (MHz)	Correct Factor (dB)	Reading Level (dBuV)	Measure Level (dBuV/m)	Margin (dB)	Limit (dBuV/m)	Detector Type
1	5350.000	8.805	34.715	43.520	-10.480	54.000	AVERAGE
2	5460.000	8.731	36.843	45.574	-8.426	54.000	AVERAGE
3	* 5739.456	9.474	100.503	109.977	55.977	54.000	AVERAGE
4	7250.000	16.191	31.767	47.958	-6.042	54.000	AVERAGE
5	7650.515	17.145	33.381	50.526	-3.474	54.000	AVERAGE
6	7750.000	17.346	32.254	49.600	-4.400	54.000	AVERAGE

Note:

1. All readings above 1GHz are performed with peak and/or average measurements as necessary.
2. Peak measurements: RBW = 1MHz, VBW = 1MHz, Sweep: Auto.
3. Average measurements: RBW = 1MHz, VBW = 10 Hz, Sweep: Auto.
4. “ * ”, means this data is the worst emission level.
5. Measurement Level = Reading Level + Correct Factor.
6. The average measurement was not performed when the peak measured data under the limit of average detection.

Site : CB4-H	Time : 2017/01/25
Limit : FCC_Part15E_2016_B4_03M_PK	Margin : 6
Probe : CB4-H_FCC_A115_EFS_1-18GHz_1116 - HORIZONTAL	Power : AC 120V / 60Hz
EUT : Mimosa C5c	Note : 802.11ac(20M)_5785MHz Mode 2: Tx-Dipole ANT

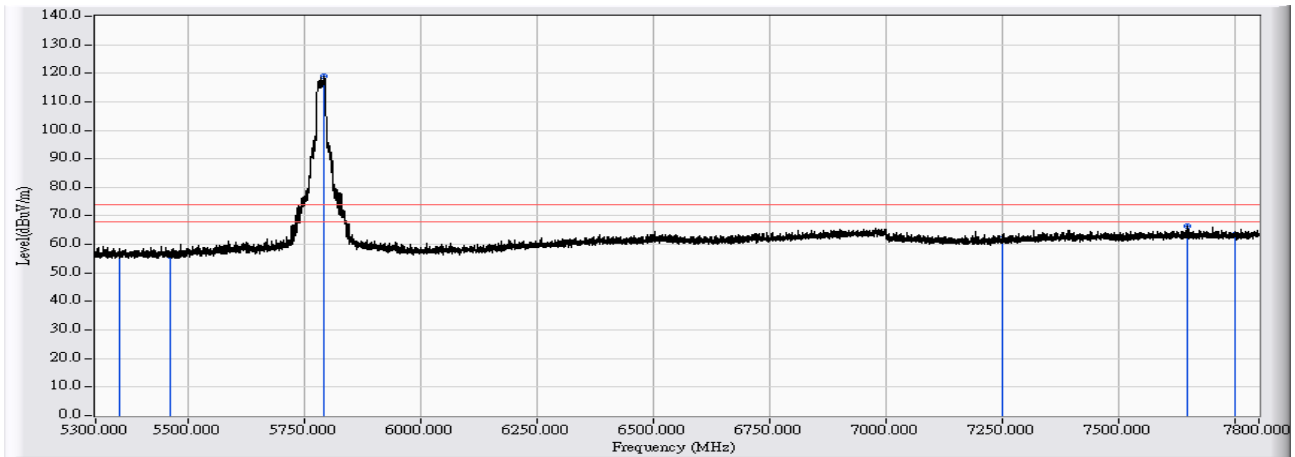


		Frequency (MHz)	Correct Factor (dB)	Reading Level (dBuV)	Measure Level (dBuV/m)	Margin (dB)	Limit (dBuV/m)	Detector Type
1	*	5639.296	9.153	53.031	62.183	-6.017	68.200	PEAK
2		5651.385	9.191	53.244	62.435	-6.794	69.229	PEAK
3		5792.576	9.640	110.294	119.935	-11.265	131.200	PEAK
4		5919.198	10.036	52.409	62.445	-10.032	72.477	PEAK
5		5943.376	10.112	51.879	61.991	-6.209	68.200	PEAK

Note:

1. All readings above 1GHz are performed with peak and/or average measurements as necessary.
2. Peak measurements: RBW = 1MHz, VBW = 1MHz, Sweep: Auto.
3. Average measurements: RBW = 1MHz, VBW = 10 Hz, Sweep: Auto.
4. “ * ”, means this data is the worst emission level.
5. Measurement Level = Reading Level + Correct Factor.
6. The average measurement was not performed when the peak measured data under the limit of average detection.

Site : CB4-H	Time : 2017/01/25
Limit : FCC_SpartC_15.209_03M_PK	Margin : 6
Probe : CB4-H_FCC_A115_EFS_1-18GHz_1116 - HORIZONTAL	Power : AC 120V / 60Hz
EUT : Mimosa C5c	Note : 802.11ac(20M)_5785MHz Mode 2: Tx-Dipole ANT

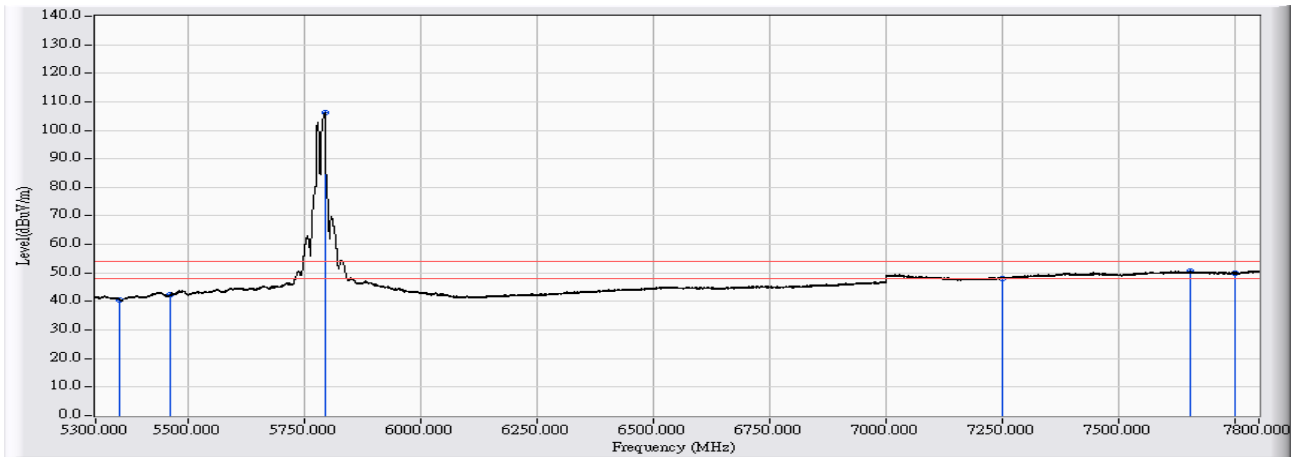


	Frequency (MHz)	Correct Factor (dB)	Reading Level (dBuV)	Measure Level (dBuV/m)	Margin (dB)	Limit (dBuV/m)	Detector Type
1	5350.000	8.805	47.858	56.663	-17.337	74.000	PEAK
2	5460.000	8.731	47.372	56.103	-17.897	74.000	PEAK
3	* 5790.701	9.635	109.358	118.993	44.993	74.000	PEAK
4	7250.000	16.191	45.751	61.942	-12.058	74.000	PEAK
5	7645.265	17.135	49.337	66.472	-7.528	74.000	PEAK
6	7750.000	17.346	46.250	63.596	-10.404	74.000	PEAK

Note:

1. All readings above 1GHz are performed with peak and/or average measurements as necessary.
2. Peak measurements: RBW = 1MHz, VBW = 1MHz, Sweep: Auto.
3. Average measurements: RBW = 1MHz, VBW = 10 Hz, Sweep: Auto.
4. “ * ”, means this data is the worst emission level.
5. Measurement Level = Reading Level + Correct Factor.
6. The average measurement was not performed when the peak measured data under the limit of average detection.

Site : CB4-H	Time : 2017/01/25
Limit : FCC_SpartC_15.209_03M_AV	Margin : 6
Probe : CB4-H_FCC_A115_EFS_1-18GHz_1116 - HORIZONTAL	Power : AC 120V / 60Hz
EUT : Mimosa C5c	Note : 802.11ac(20M)_5785MHz Mode 2: Tx-Dipole ANT

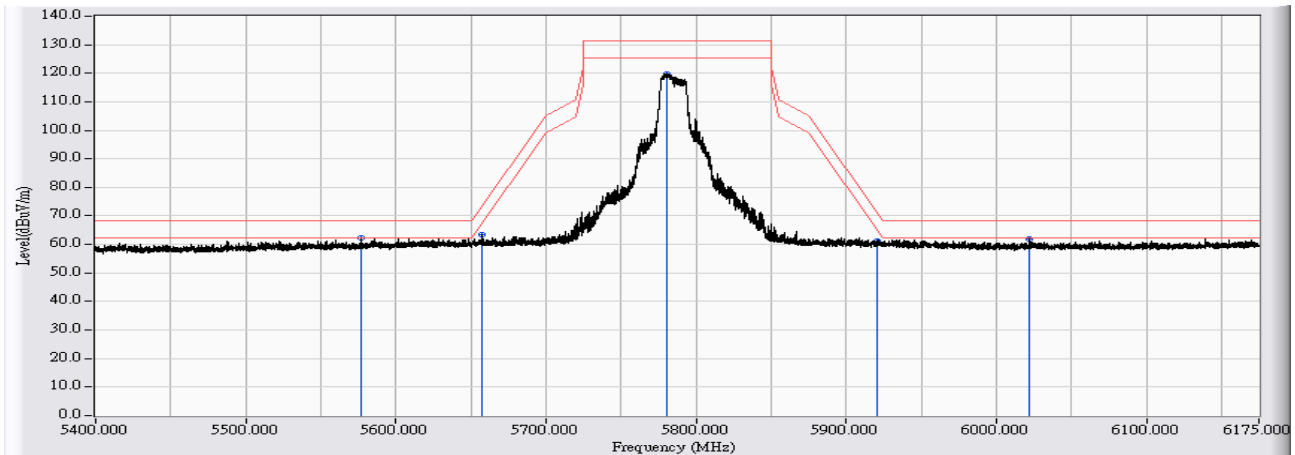


	Frequency (MHz)	Correct Factor (dB)	Reading Level (dBuV)	Measure Level (dBuV/m)	Margin (dB)	Limit (dBuV/m)	Detector Type
1	5350.000	8.805	31.881	40.686	-13.314	54.000	AVERAGE
2	5460.000	8.731	33.509	42.240	-11.760	54.000	AVERAGE
3	* 5792.201	9.640	96.482	106.122	52.122	54.000	AVERAGE
4	7250.000	16.191	31.866	48.057	-5.943	54.000	AVERAGE
5	7651.015	17.147	33.436	50.582	-3.418	54.000	AVERAGE
6	7750.000	17.346	32.433	49.779	-4.221	54.000	AVERAGE

Note:

1. All readings above 1GHz are performed with peak and/or average measurements as necessary.
2. Peak measurements: RBW = 1MHz, VBW = 1MHz, Sweep: Auto.
3. Average measurements: RBW = 1MHz, VBW = 10 Hz, Sweep: Auto.
4. “ * ”, means this data is the worst emission level.
5. Measurement Level = Reading Level + Correct Factor.
6. The average measurement was not performed when the peak measured data under the limit of average detection.

Site : CB4-H	Time : 2017/01/25
Limit : FCC_Part15E_2016_B4_03M_PK	Margin : 6
Probe : CB4-H_FCC_A115_EFS_1-18GHz_1116 - VERTICAL	Power : AC 120V / 60Hz
EUT : Mimosa C5c	Note : 802.11ac(20M)_5785MHz Mode 2: Tx-Dipole ANT

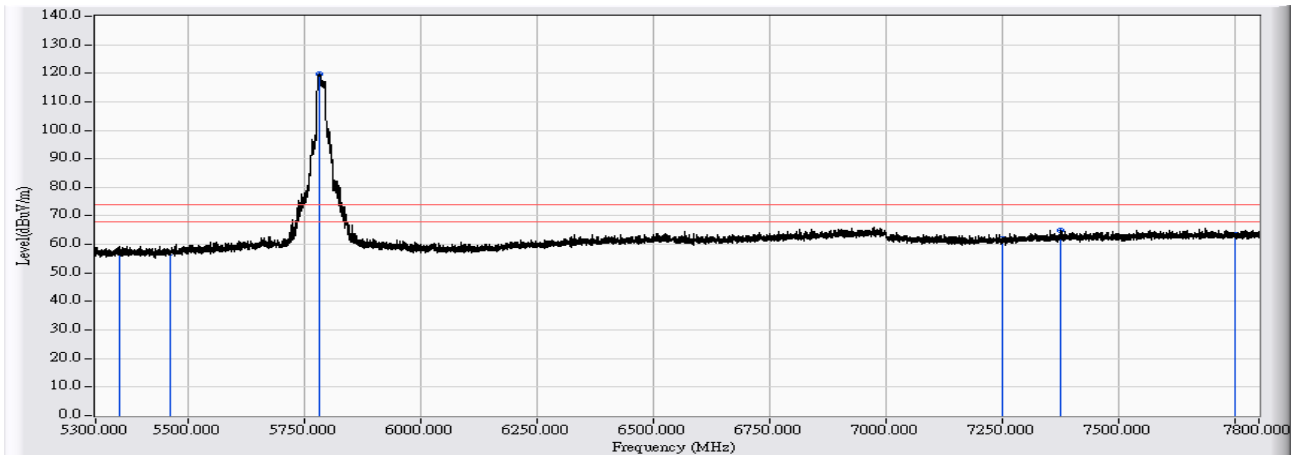


		Frequency (MHz)	Correct Factor (dB)	Reading Level (dBuV)	Measure Level (dBuV/m)	Margin (dB)	Limit (dBuV/m)	Detector Type
1	*	5576.527	8.951	53.526	62.476	-5.724	68.200	PEAK
2		5657.507	9.211	54.156	63.367	-10.409	73.776	PEAK
3		5780.409	9.604	110.274	119.877	-11.323	131.200	PEAK
4		5920.825	10.042	51.283	61.325	-9.953	71.278	PEAK
5		6022.030	10.439	51.556	61.995	-6.205	68.200	PEAK

Note:

1. All readings above 1GHz are performed with peak and/or average measurements as necessary.
2. Peak measurements: RBW = 1MHz, VBW = 1MHz, Sweep: Auto.
3. Average measurements: RBW = 1MHz, VBW = 10 Hz, Sweep: Auto.
4. “ * ”, means this data is the worst emission level.
5. Measurement Level = Reading Level + Correct Factor.
6. The average measurement was not performed when the peak measured data under the limit of average detection.

Site : CB4-H	Time : 2017/01/25
Limit : FCC_SpartC_15.209_03M_PK	Margin : 6
Probe : CB4-H_FCC_A115_EFS_1-18GHz_1116 - VERTICAL	Power : AC 120V / 60Hz
EUT : Mimosa C5c	Note : 802.11ac(20M)_5785MHz Mode 2: Tx-Dipole ANT

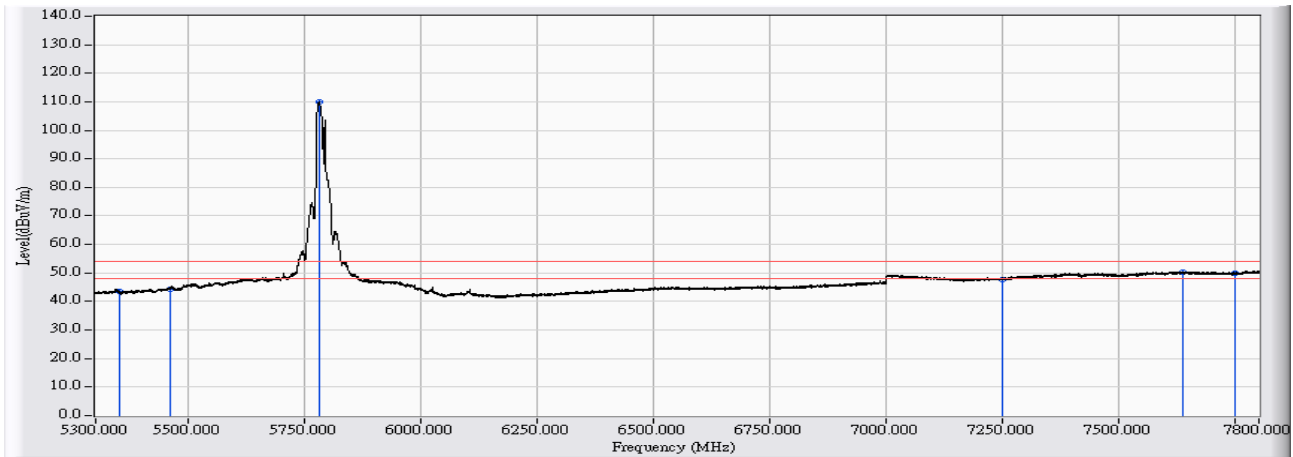


	Frequency (MHz)	Correct Factor (dB)	Reading Level (dBuV)	Measure Level (dBuV/m)	Margin (dB)	Limit (dBuV/m)	Detector Type
1	5350.000	8.805	48.350	57.155	-16.845	74.000	PEAK
2	5460.000	8.731	48.346	57.077	-16.923	74.000	PEAK
3	* 5779.952	9.601	109.988	119.590	45.590	74.000	PEAK
4	7250.000	16.191	45.871	62.062	-11.938	74.000	PEAK
5	7372.543	16.510	48.566	65.076	-8.924	74.000	PEAK
6	7750.000	17.346	46.232	63.578	-10.422	74.000	PEAK

Note:

1. All readings above 1GHz are performed with peak and/or average measurements as necessary.
2. Peak measurements: RBW = 1MHz, VBW = 1MHz, Sweep: Auto.
3. Average measurements: RBW = 1MHz, VBW = 10 Hz, Sweep: Auto.
4. “ * ”, means this data is the worst emission level.
5. Measurement Level = Reading Level + Correct Factor.
6. The average measurement was not performed when the peak measured data under the limit of average detection.

Site : CB4-H	Time : 2017/01/25
Limit : FCC_SpartC_15.209_03M_AV	Margin : 6
Probe : CB4-H_FCC_A115_EFS_1-18GHz_1116 - VERTICAL	Power : AC 120V / 60Hz
EUT : Mimosa C5c	Note : 802.11ac(20M)_5785MHz Mode 2: Tx-Dipole ANT

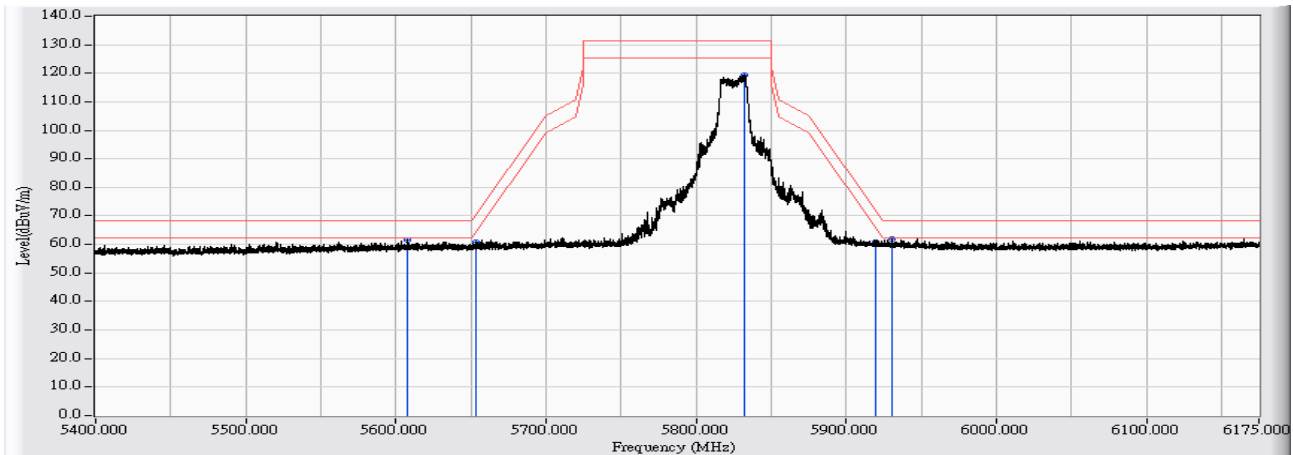


	Frequency (MHz)	Correct Factor (dB)	Reading Level (dBuV)	Measure Level (dBuV/m)	Margin (dB)	Limit (dBuV/m)	Detector Type
1	5350.000	8.805	34.560	43.365	-10.635	54.000	AVERAGE
2	5460.000	8.731	35.693	44.424	-9.576	54.000	AVERAGE
3	* 5779.702	9.600	100.289	109.890	55.890	54.000	AVERAGE
4	7250.000	16.191	31.613	47.804	-6.196	54.000	AVERAGE
5	7635.516	17.116	33.129	50.244	-3.756	54.000	AVERAGE
6	7750.000	17.346	32.477	49.823	-4.177	54.000	AVERAGE

Note:

1. All readings above 1GHz are performed with peak and/or average measurements as necessary.
2. Peak measurements: RBW = 1MHz, VBW = 1MHz, Sweep: Auto.
3. Average measurements: RBW = 1MHz, VBW = 10 Hz, Sweep: Auto.
4. “ * ”, means this data is the worst emission level.
5. Measurement Level = Reading Level + Correct Factor.
6. The average measurement was not performed when the peak measured data under the limit of average detection.

Site : CB4-H	Time : 2017/01/25
Limit : FCC_Part15E_2016_B4_03M_PK	Margin : 6
Probe : CB4-H_FCC_A115_EFS_1-18GHz_1116 - HORIZONTAL	Power : AC 120V / 60Hz
EUT : Mimosa C5c	Note : 802.11ac(20M)_5825MHz Mode 2: Tx-Dipole ANT

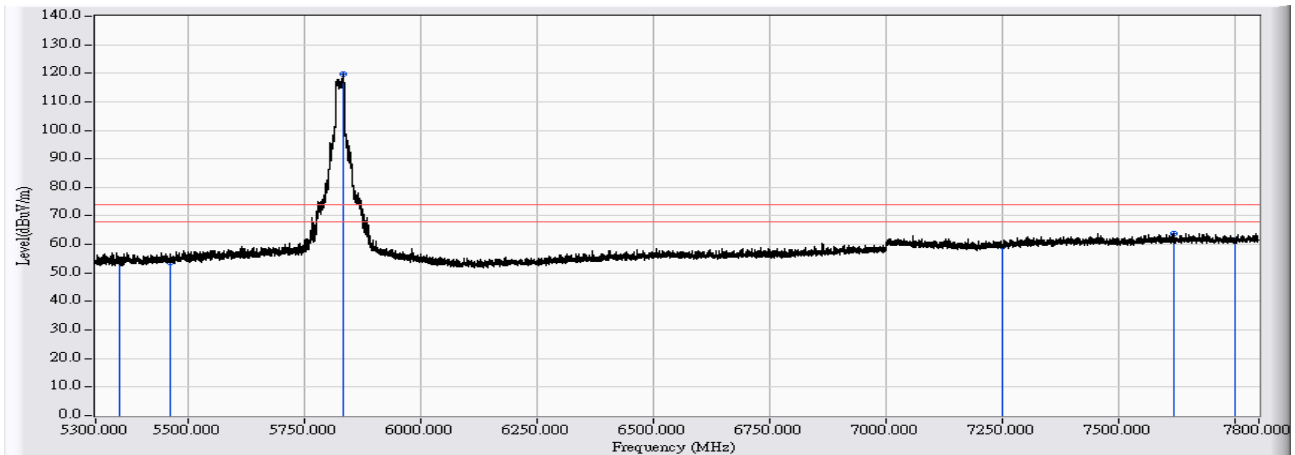


		Frequency (MHz)	Correct Factor (dB)	Reading Level (dBuV)	Measure Level (dBuV/m)	Margin (dB)	Limit (dBuV/m)	Detector Type
1		5607.912	9.052	52.572	61.623	-6.577	68.200	PEAK
2		5653.400	9.198	51.524	60.722	-10.004	70.726	PEAK
3		5832.484	9.766	109.557	119.323	-11.877	131.200	PEAK
4		5919.198	10.036	50.951	60.987	-11.490	72.477	PEAK
5	*	5930.512	10.072	51.802	61.874	-6.326	68.200	PEAK

Note:

1. All readings above 1GHz are performed with peak and/or average measurements as necessary.
2. Peak measurements: RBW = 1MHz, VBW = 1MHz, Sweep: Auto.
3. Average measurements: RBW = 1MHz, VBW = 10 Hz, Sweep: Auto.
4. “ * ”, means this data is the worst emission level.
5. Measurement Level = Reading Level + Correct Factor.
6. The average measurement was not performed when the peak measured data under the limit of average detection.

Site : CB4-H	Time : 2017/01/25
Limit : FCC_SpartC_15.209_03M_PK	Margin : 6
Probe : CB4-H_FCC_A115_EFS_1-18GHz_1116 - HORIZONTAL	Power : AC 120V / 60Hz
EUT : Mimosa C5c	Note : 802.11ac(20M)_5825MHz Mode 2: Tx-Dipole ANT

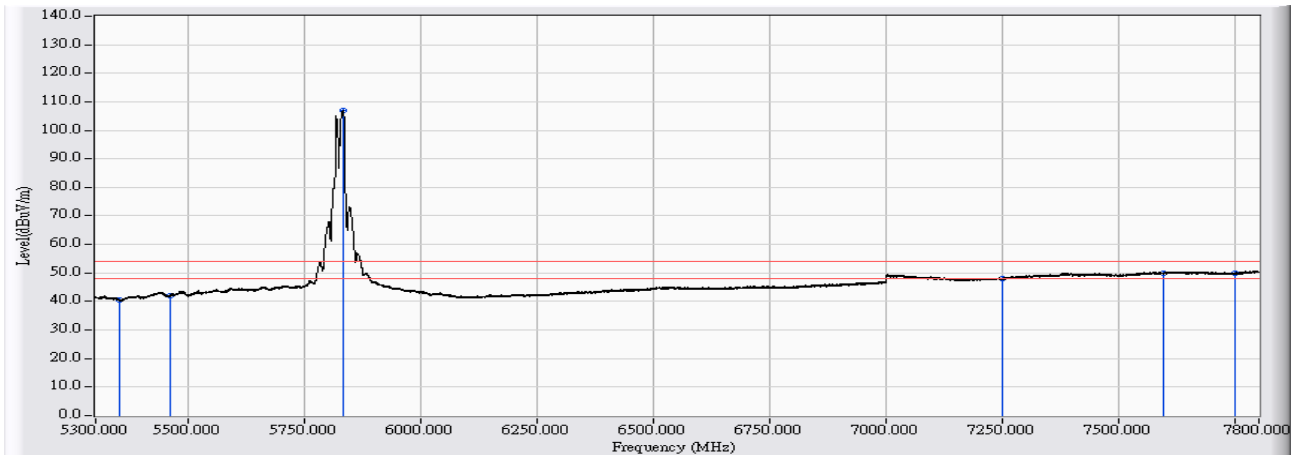


	Frequency (MHz)	Correct Factor (dB)	Reading Level (dBuV)	Measure Level (dBuV/m)	Margin (dB)	Limit (dBuV/m)	Detector Type
1	5350.000	8.805	45.362	54.167	-19.833	74.000	PEAK
2	5460.000	8.731	44.884	53.615	-20.385	74.000	PEAK
3	* 5832.947	9.767	109.854	119.621	45.621	74.000	PEAK
4	7250.000	16.191	43.189	59.380	-14.620	74.000	PEAK
5	7617.268	17.078	46.859	63.937	-10.063	74.000	PEAK
6	7750.000	17.346	44.061	61.407	-12.593	74.000	PEAK

Note:

1. All readings above 1GHz are performed with peak and/or average measurements as necessary.
2. Peak measurements: RBW = 1MHz, VBW = 1MHz, Sweep: Auto.
3. Average measurements: RBW = 1MHz, VBW = 10 Hz, Sweep: Auto.
4. “ * ”, means this data is the worst emission level.
5. Measurement Level = Reading Level + Correct Factor.
6. The average measurement was not performed when the peak measured data under the limit of average detection.

Site : CB4-H	Time : 2017/01/25
Limit : FCC_SpartC_15.209_03M_AV	Margin : 6
Probe : CB4-H_FCC_A115_EFS_1-18GHz_1116 - HORIZONTAL	Power : AC 120V / 60Hz
EUT : Mimosa C5c	Note : 802.11ac(20M)_5825MHz Mode 2: Tx-Dipole ANT

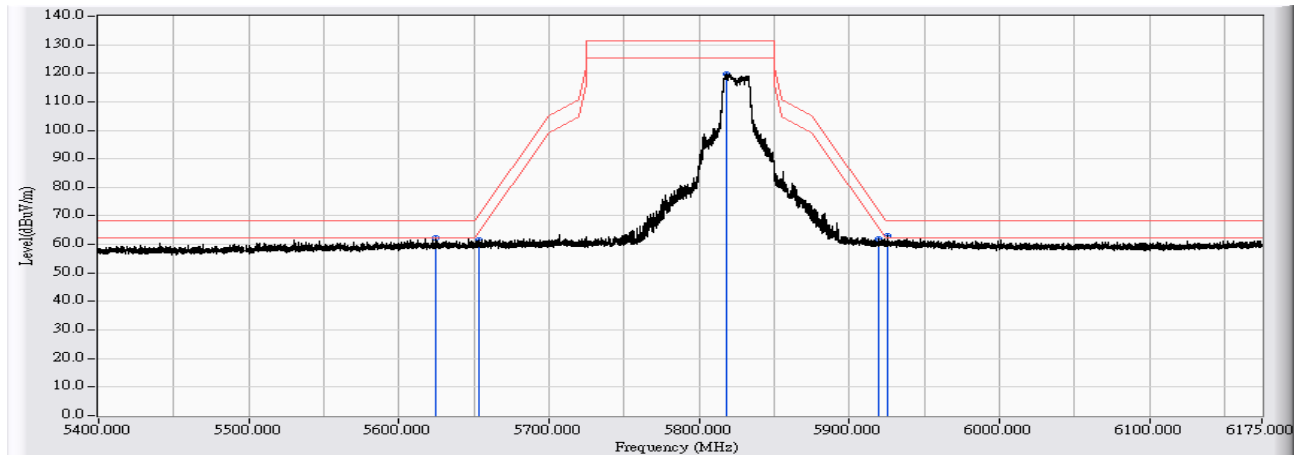


	Frequency (MHz)	Correct Factor (dB)	Reading Level (dBuV)	Measure Level (dBuV/m)	Margin (dB)	Limit (dBuV/m)	Detector Type
1	5350.000	8.805	31.748	40.553	-13.447	54.000	AVERAGE
2	5460.000	8.731	33.451	42.182	-11.818	54.000	AVERAGE
3	* 5832.447	9.766	97.323	107.089	53.089	54.000	AVERAGE
4	7250.000	16.191	31.785	47.976	-6.024	54.000	AVERAGE
5	7595.270	17.034	33.067	50.101	-3.899	54.000	AVERAGE
6	7750.000	17.346	32.500	49.846	-4.154	54.000	AVERAGE

Note:

1. All readings above 1GHz are performed with peak and/or average measurements as necessary.
2. Peak measurements: RBW = 1MHz, VBW = 1MHz, Sweep: Auto.
3. Average measurements: RBW = 1MHz, VBW = 10 Hz, Sweep: Auto.
4. “ * ”, means this data is the worst emission level.
5. Measurement Level = Reading Level + Correct Factor.
6. The average measurement was not performed when the peak measured data under the limit of average detection.

Site : CB4-H	Time : 2017/01/25
Limit : FCC_Part15E_2016_B4_03M_PK	Margin : 6
Probe : CB4-H_FCC_A115_EFS_1-18GHz_1116 - VERTICAL	Power : AC 120V / 60Hz
EUT : Mimosa C5c	Note : 802.11ac(20M)_5825MHz Mode 2: Tx-Dipole ANT

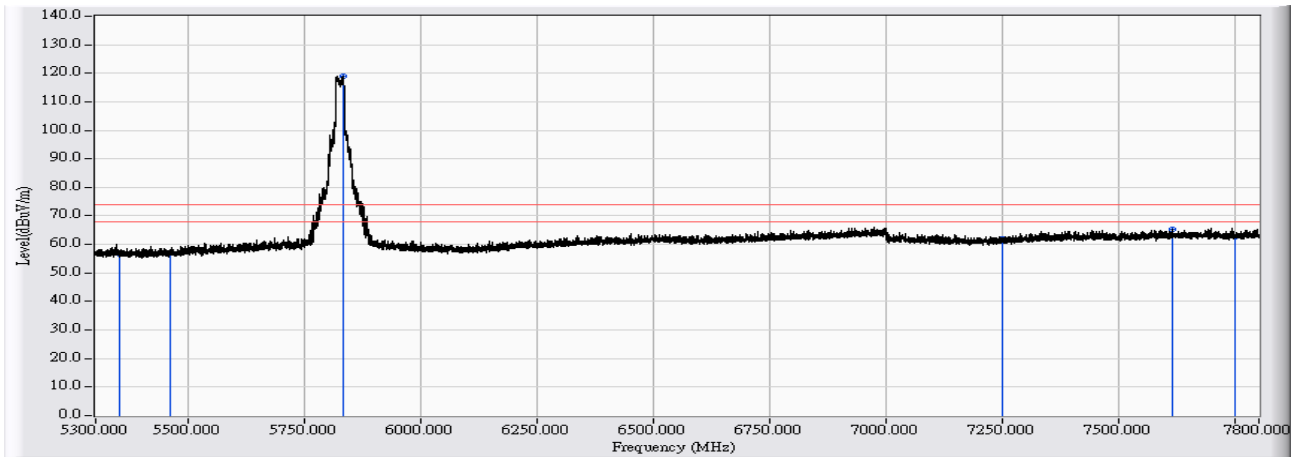


		Frequency (MHz)	Correct Factor (dB)	Reading Level (dBuV)	Measure Level (dBuV/m)	Margin (dB)	Limit (dBuV/m)	Detector Type
1		5624.340	9.104	53.234	62.338	-5.862	68.200	PEAK
2		5652.935	9.195	52.444	61.640	-8.741	70.381	PEAK
3		5818.768	9.722	110.024	119.747	-11.453	131.200	PEAK
4		5919.508	10.037	51.797	61.834	-10.415	72.249	PEAK
5	*	5925.243	10.055	52.999	63.054	-5.146	68.200	PEAK

Note:

1. All readings above 1GHz are performed with peak and/or average measurements as necessary.
2. Peak measurements: RBW = 1MHz, VBW = 1MHz, Sweep: Auto.
3. Average measurements: RBW = 1MHz, VBW = 10 Hz, Sweep: Auto.
4. “ * ”, means this data is the worst emission level.
5. Measurement Level = Reading Level + Correct Factor.
6. The average measurement was not performed when the peak measured data under the limit of average detection.

Site : CB4-H	Time : 2017/01/25
Limit : FCC_SpartC_15.209_03M_PK	Margin : 6
Probe : CB4-H_FCC_A115_EFS_1-18GHz_1116 - VERTICAL	Power : AC 120V / 60Hz
EUT : Mimosa C5c	Note : 802.11ac(20M)_5825MHz Mode 2: Tx-Dipole ANT

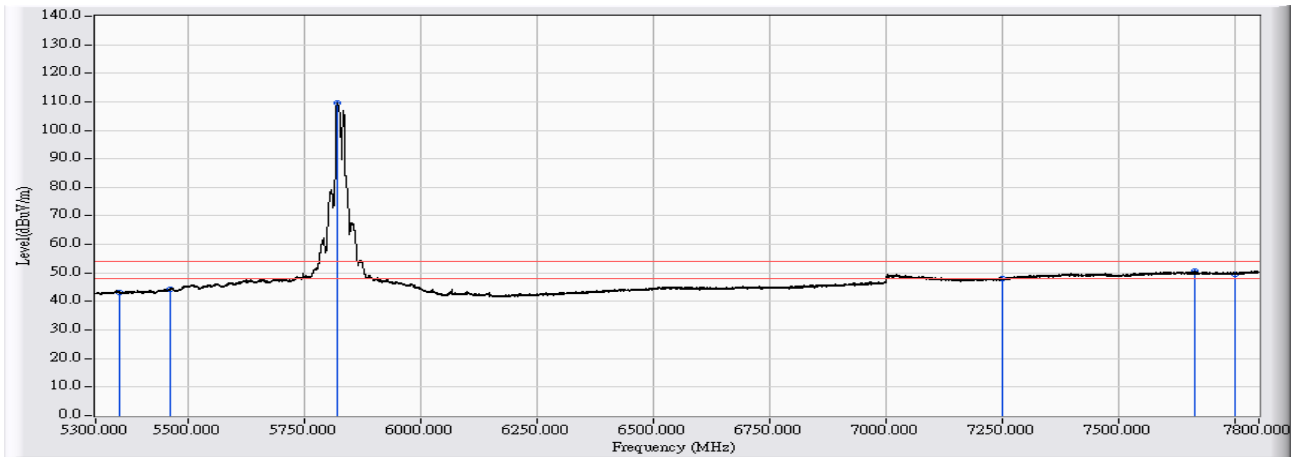


	Frequency (MHz)	Correct Factor (dB)	Reading Level (dBuV)	Measure Level (dBuV/m)	Margin (dB)	Limit (dBuV/m)	Detector Type
1	5350.000	8.805	47.969	56.774	-17.226	74.000	PEAK
2	5460.000	8.731	48.487	57.218	-16.782	74.000	PEAK
3	* 5830.697	9.760	109.327	119.087	45.087	74.000	PEAK
4	7250.000	16.191	45.718	61.909	-12.091	74.000	PEAK
5	7612.769	17.069	48.191	65.260	-8.740	74.000	PEAK
6	7750.000	17.346	45.440	62.786	-11.214	74.000	PEAK

Note:

1. All readings above 1GHz are performed with peak and/or average measurements as necessary.
2. Peak measurements: RBW = 1MHz, VBW = 1MHz, Sweep: Auto.
3. Average measurements: RBW = 1MHz, VBW = 10 Hz, Sweep: Auto.
4. “ * ”, means this data is the worst emission level.
5. Measurement Level = Reading Level + Correct Factor.
6. The average measurement was not performed when the peak measured data under the limit of average detection.

Site : CB4-H	Time : 2017/01/25
Limit : FCC_SpartC_15.209_03M_AV	Margin : 6
Probe : CB4-H_FCC_A115_EFS_1-18GHz_1116 - VERTICAL	Power : AC 120V / 60Hz
EUT : Mimosa C5c	Note : 802.11ac(20M)_5825MHz Mode 2: Tx-Dipole ANT

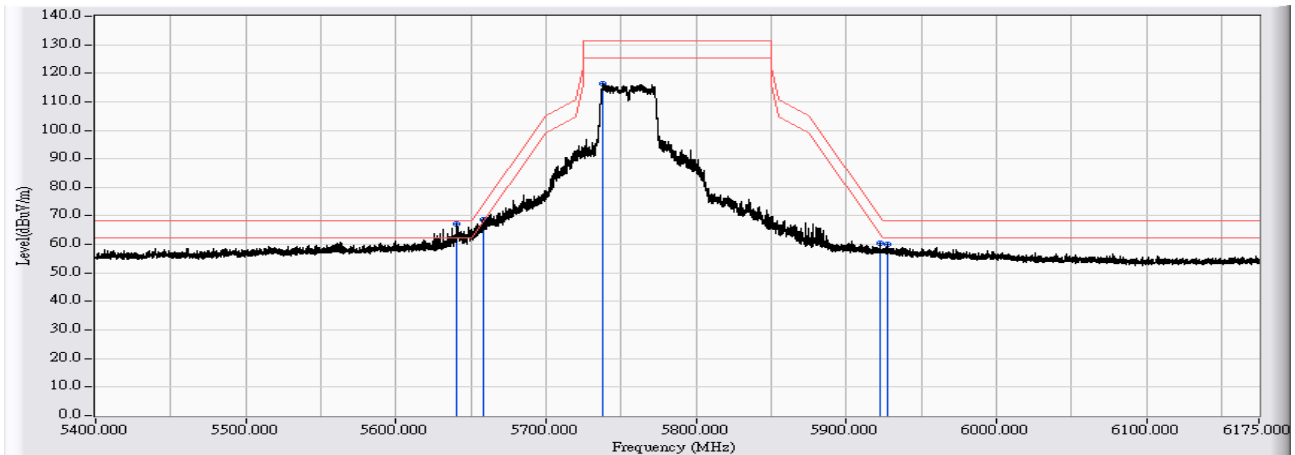


	Frequency (MHz)	Correct Factor (dB)	Reading Level (dBuV)	Measure Level (dBuV/m)	Margin (dB)	Limit (dBuV/m)	Detector Type
1	5350.000	8.805	34.349	43.154	-10.846	54.000	AVERAGE
2	5460.000	8.731	35.586	44.317	-9.683	54.000	AVERAGE
3	* 5819.448	9.725	99.840	109.565	55.565	54.000	AVERAGE
4	7250.000	16.191	31.685	47.876	-6.124	54.000	AVERAGE
5	7662.014	17.168	33.335	50.504	-3.496	54.000	AVERAGE
6	7750.000	17.346	32.227	49.573	-4.427	54.000	AVERAGE

Note:

1. All readings above 1GHz are performed with peak and/or average measurements as necessary.
2. Peak measurements: RBW = 1MHz, VBW = 1MHz, Sweep: Auto.
3. Average measurements: RBW = 1MHz, VBW = 10 Hz, Sweep: Auto.
4. “ * ”, means this data is the worst emission level.
5. Measurement Level = Reading Level + Correct Factor.
6. The average measurement was not performed when the peak measured data under the limit of average detection.

Site : CB4-H	Time : 2017/01/25
Limit : FCC_Part15E_2016_B4_03M_PK	Margin : 6
Probe : CB4-H_FCC_A115_EFS_1-18GHz_1116 - HORIZONTAL	Power : AC 120V / 60Hz
EUT : Mimosa C5c	Note : 802.11ac(40M)_5755MHz Mode 2: Tx-Dipole ANT

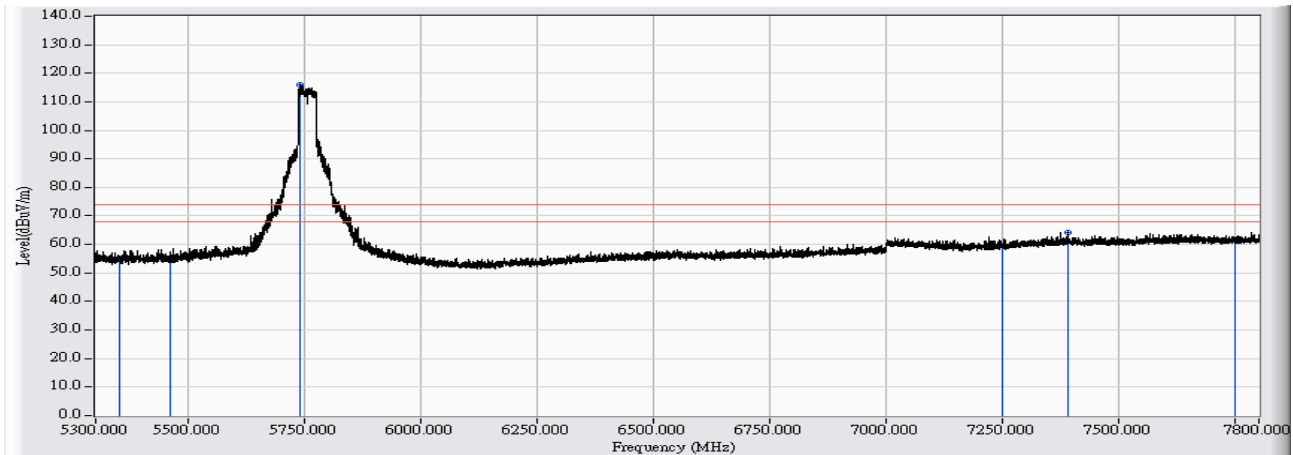


		Frequency (MHz)	Correct Factor (dB)	Reading Level (dBuV)	Measure Level (dBuV/m)	Margin (dB)	Limit (dBuV/m)	Detector Type
1	*	5640.381	9.156	57.986	67.142	-1.058	68.200	PEAK
2		5658.282	9.213	59.465	68.678	-5.673	74.351	PEAK
3		5737.711	9.468	106.975	116.444	-14.756	131.200	PEAK
4		5922.763	10.048	50.390	60.438	-9.411	69.849	PEAK
5		5927.645	10.063	49.913	59.976	-8.224	68.200	PEAK

Note:

1. All readings above 1GHz are performed with peak and/or average measurements as necessary.
2. Peak measurements: RBW = 1MHz, VBW = 1MHz, Sweep: Auto.
3. Average measurements: RBW = 1MHz, VBW = 10 Hz, Sweep: Auto.
4. “ * ”, means this data is the worst emission level.
5. Measurement Level = Reading Level + Correct Factor.
6. The average measurement was not performed when the peak measured data under the limit of average detection.

Site : CB4-H	Time : 2017/01/25
Limit : FCC_SpartC_15.209_03M_PK	Margin : 6
Probe : CB4-H_FCC_A115_EFS_1-18GHz_1116 - HORIZONTAL	Power : AC 120V / 60Hz
EUT : Mimosa C5c	Note : 802.11ac(40M)_5755MHz Mode 2: Tx-Dipole ANT

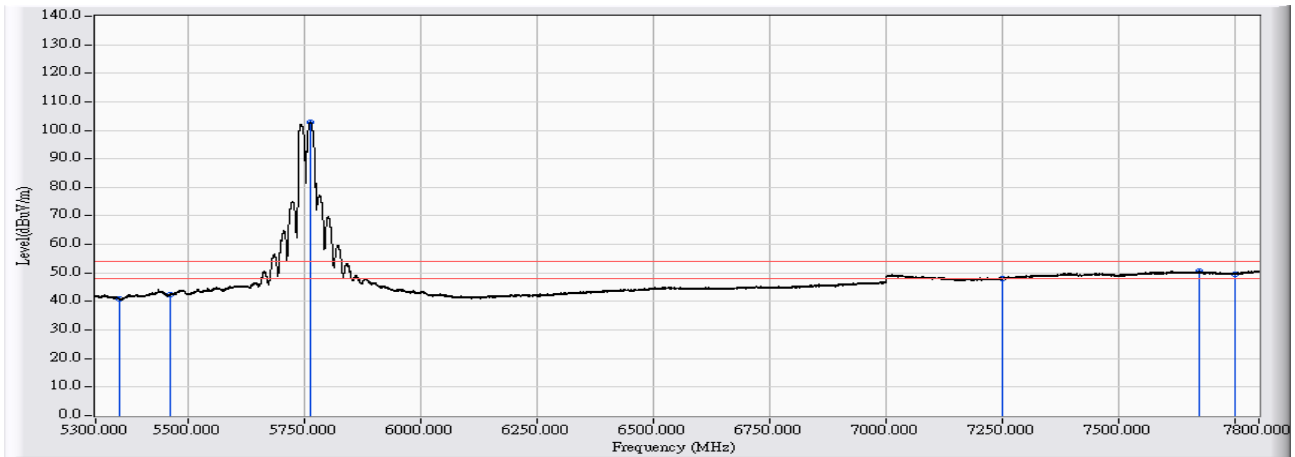


	Frequency (MHz)	Correct Factor (dB)	Reading Level (dBuV)	Measure Level (dBuV/m)	Margin (dB)	Limit (dBuV/m)	Detector Type
1	5350.000	8.805	46.248	55.053	-18.947	74.000	PEAK
2	5460.000	8.731	46.283	55.014	-18.986	74.000	PEAK
3	* 5739.206	9.473	106.347	115.820	41.820	74.000	PEAK
4	7250.000	16.191	43.314	59.505	-14.495	74.000	PEAK
5	7390.791	16.557	47.703	64.260	-9.740	74.000	PEAK
6	7750.000	17.346	44.062	61.408	-12.592	74.000	PEAK

Note:

1. All readings above 1GHz are performed with peak and/or average measurements as necessary.
2. Peak measurements: RBW = 1MHz, VBW = 1MHz, Sweep: Auto.
3. Average measurements: RBW = 1MHz, VBW = 10 Hz, Sweep: Auto.
4. “ * ”, means this data is the worst emission level.
5. Measurement Level = Reading Level + Correct Factor.
6. The average measurement was not performed when the peak measured data under the limit of average detection.

Site : CB4-H	Time : 2017/01/25
Limit : FCC_SpartC_15.209_03M_AV	Margin : 6
Probe : CB4-H_FCC_A115_EFS_1-18GHz_1116 - HORIZONTAL	Power : AC 120V / 60Hz
EUT : Mimosa C5c	Note : 802.11ac(40M)_5755MHz Mode 2: Tx-Dipole ANT

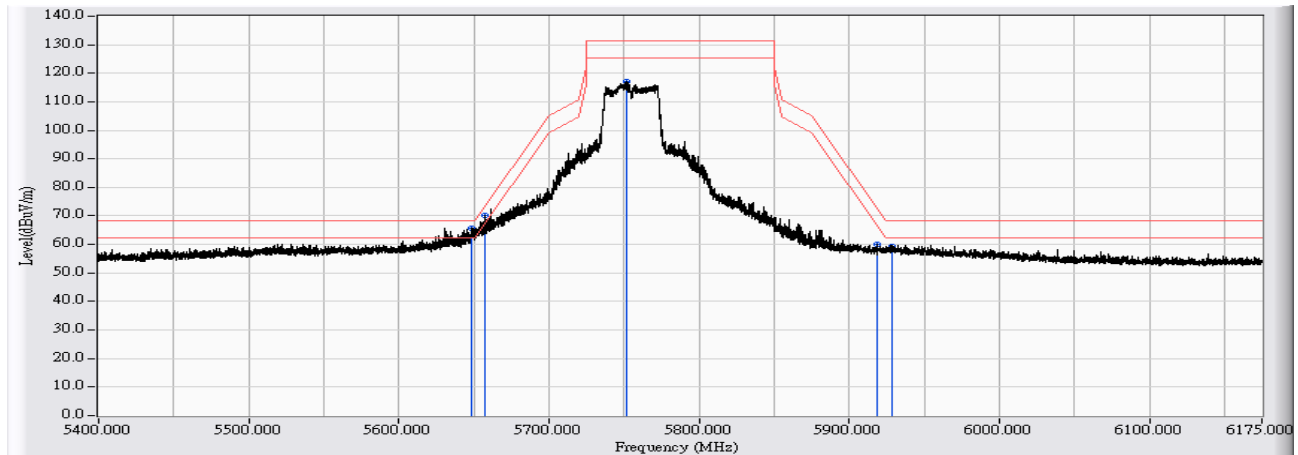


	Frequency (MHz)	Correct Factor (dB)	Reading Level (dBuV)	Measure Level (dBuV/m)	Margin (dB)	Limit (dBuV/m)	Detector Type
1	5350.000	8.805	31.961	40.766	-13.234	54.000	AVERAGE
2	5460.000	8.731	33.588	42.319	-11.681	54.000	AVERAGE
3	* 5761.204	9.543	93.246	102.789	48.789	54.000	AVERAGE
4	7250.000	16.191	31.666	47.857	-6.143	54.000	AVERAGE
5	7673.013	17.191	33.357	50.548	-3.452	54.000	AVERAGE
6	7750.000	17.346	32.232	49.578	-4.422	54.000	AVERAGE

Note:

1. All readings above 1GHz are performed with peak and/or average measurements as necessary.
2. Peak measurements: RBW = 1MHz, VBW = 1MHz, Sweep: Auto.
3. Average measurements: RBW = 1MHz, VBW = 10 Hz, Sweep: Auto.
4. “ * ”, means this data is the worst emission level.
5. Measurement Level = Reading Level + Correct Factor.
6. The average measurement was not performed when the peak measured data under the limit of average detection.

Site : CB4-H	Time : 2017/01/25
Limit : FCC_Part15E_2016_B4_03M_PK	Margin : 6
Probe : CB4-H_FCC_A115_EFS_1-18GHz_1116 - VERTICAL	Power : AC 120V / 60Hz
EUT : Mimosa C5c	Note : 802.11ac(40M)_5755MHz Mode 2: Tx-Dipole ANT

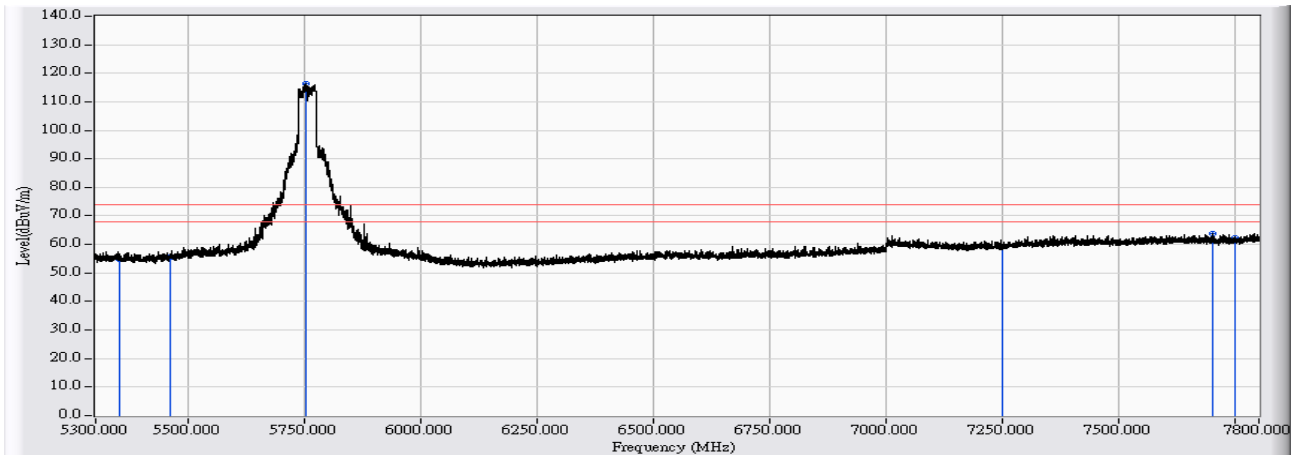


		Frequency (MHz)	Correct Factor (dB)	Reading Level (dBuV)	Measure Level (dBuV/m)	Margin (dB)	Limit (dBuV/m)	Detector Type
1	*	5648.130	9.180	56.514	65.695	-2.505	68.200	PEAK
2		5657.662	9.211	61.139	70.350	-3.541	73.891	PEAK
3		5751.815	9.514	107.498	117.011	-14.189	131.200	PEAK
4		5918.346	10.034	50.130	60.164	-12.942	73.106	PEAK
5		5928.730	10.066	49.411	59.477	-8.723	68.200	PEAK

Note:

1. All readings above 1GHz are performed with peak and/or average measurements as necessary.
2. Peak measurements: RBW = 1MHz, VBW = 1MHz, Sweep: Auto.
3. Average measurements: RBW = 1MHz, VBW = 10 Hz, Sweep: Auto.
4. “ * ”, means this data is the worst emission level.
5. Measurement Level = Reading Level + Correct Factor.
6. The average measurement was not performed when the peak measured data under the limit of average detection.

Site : CB4-H	Time : 2017/01/25
Limit : FCC_SpartC_15.209_03M_PK	Margin : 6
Probe : CB4-H_FCC_A115_EFS_1-18GHz_1116 - VERTICAL	Power : AC 120V / 60Hz
EUT : Mimosa C5c	Note : 802.11ac(40M)_5755MHz Mode 2: Tx-Dipole ANT

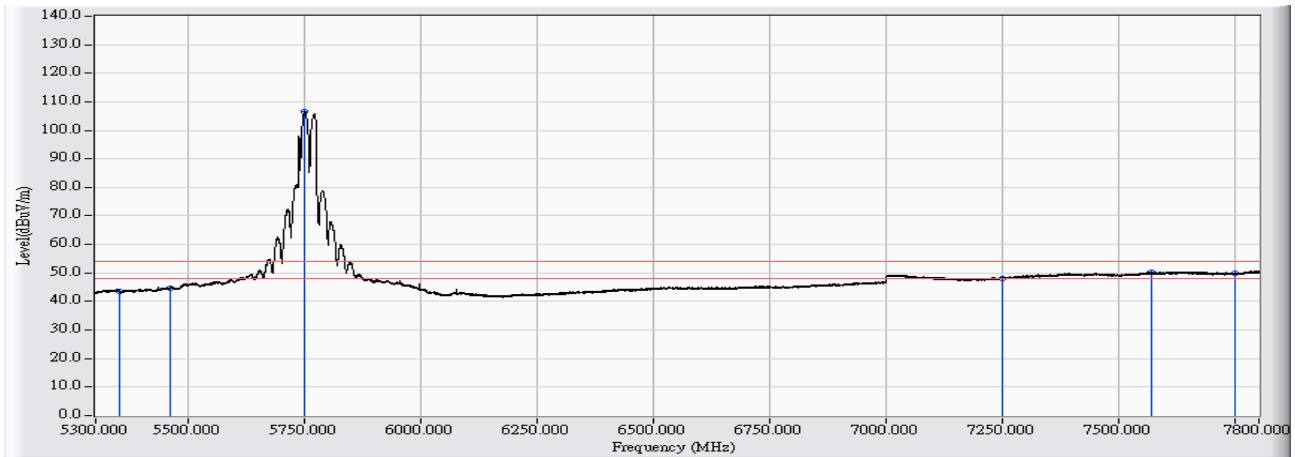


	Frequency (MHz)	Correct Factor (dB)	Reading Level (dBuV)	Measure Level (dBuV/m)	Margin (dB)	Limit (dBuV/m)	Detector Type
1	5350.000	8.805	46.131	54.936	-19.064	74.000	PEAK
2	5460.000	8.731	46.849	55.580	-18.420	74.000	PEAK
3	* 5752.205	9.515	106.808	116.323	42.323	74.000	PEAK
4	7250.000	16.191	43.253	59.444	-14.556	74.000	PEAK
5	7699.510	17.245	46.505	63.749	-10.251	74.000	PEAK
6	7750.000	17.346	44.894	62.240	-11.760	74.000	PEAK

Note:

1. All readings above 1GHz are performed with peak and/or average measurements as necessary.
2. Peak measurements: RBW = 1MHz, VBW = 1MHz, Sweep: Auto.
3. Average measurements: RBW = 1MHz, VBW = 10 Hz, Sweep: Auto.
4. “ * ”, means this data is the worst emission level.
5. Measurement Level = Reading Level + Correct Factor.
6. The average measurement was not performed when the peak measured data under the limit of average detection.

Site : CB4-H	Time : 2017/01/25
Limit : FCC_SpartC_15.209_03M_AV	Margin : 6
Probe : CB4-H_FCC_A115_EFS_1-18GHz_1116 - VERTICAL	Power : AC 120V / 60Hz
EUT : Mimosa C5c	Note : 802.11ac(40M)_5755MHz Mode 2: Tx-Dipole ANT

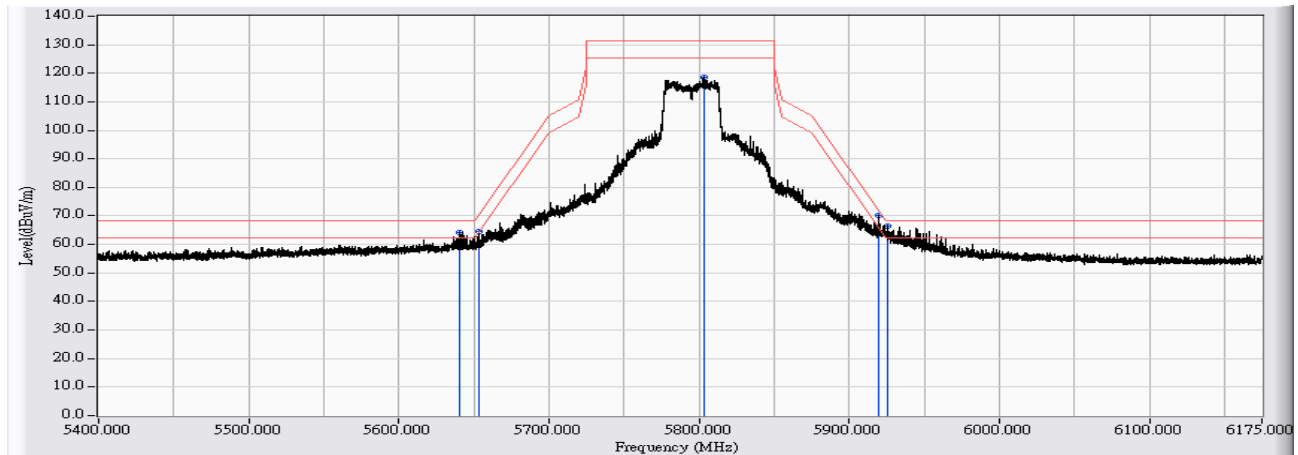


	Frequency (MHz)	Correct Factor (dB)	Reading Level (dBuV)	Measure Level (dBuV/m)	Margin (dB)	Limit (dBuV/m)	Detector Type
1	5350.000	8.805	34.816	43.621	-10.379	54.000	AVERAGE
2	5460.000	8.731	35.868	44.599	-9.401	54.000	AVERAGE
3	* 5749.455	9.506	97.094	106.600	52.600	54.000	AVERAGE
4	7250.000	16.191	31.814	48.005	-5.995	54.000	AVERAGE
5	7568.773	16.981	33.334	50.315	-3.685	54.000	AVERAGE
6	7750.000	17.346	32.551	49.897	-4.103	54.000	AVERAGE

Note:

1. All readings above 1GHz are performed with peak and/or average measurements as necessary.
2. Peak measurements: RBW = 1MHz, VBW = 1MHz, Sweep: Auto.
3. Average measurements: RBW = 1MHz, VBW = 10 Hz, Sweep: Auto.
4. “ * ”, means this data is the worst emission level.
5. Measurement Level = Reading Level + Correct Factor.
6. The average measurement was not performed when the peak measured data under the limit of average detection.

Site : CB4-H	Time : 2017/01/25
Limit : FCC_Part15E_2016_B4_03M_PK	Margin : 6
Probe : CB4-H_FCC_A115_EFS_1-18GHz_1116 - HORIZONTAL	Power : AC 120V / 60Hz
EUT : Mimosa C5c	Note : 802.11ac(40M)_5795MHz Mode 2: Tx-Dipole ANT

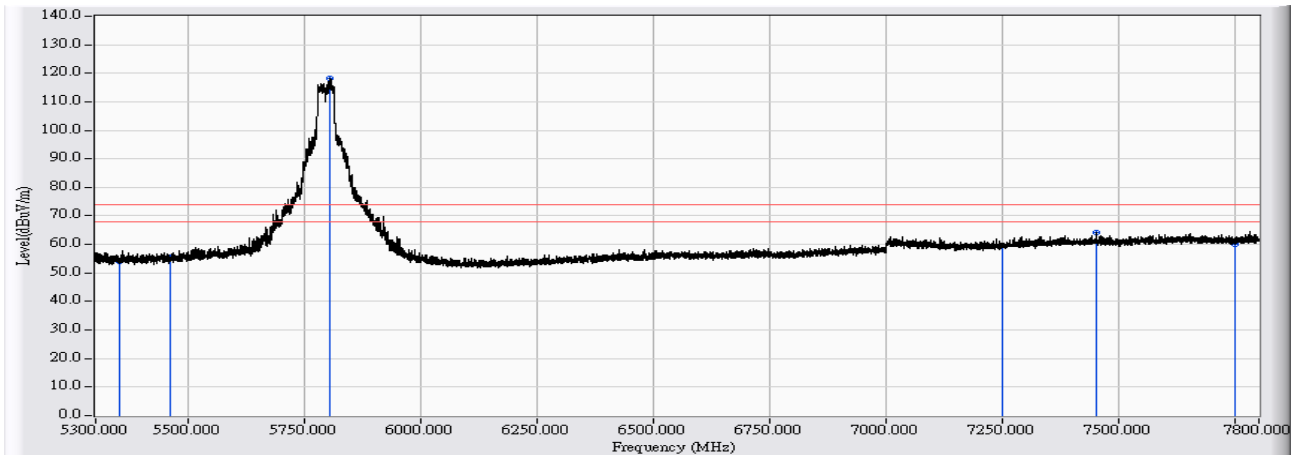


		Frequency (MHz)	Correct Factor (dB)	Reading Level (dBuV)	Measure Level (dBuV/m)	Margin (dB)	Limit (dBuV/m)	Detector Type
1		5640.768	9.158	55.203	64.360	-3.840	68.200	PEAK
2		5653.400	9.198	55.353	64.551	-6.175	70.726	PEAK
3		5803.735	9.676	109.091	118.767	-12.433	131.200	PEAK
4		5919.431	10.037	60.061	70.098	-2.208	72.306	PEAK
5	*	5925.630	10.056	56.516	66.573	-1.627	68.200	PEAK

Note:

1. All readings above 1GHz are performed with peak and/or average measurements as necessary.
2. Peak measurements: RBW = 1MHz, VBW = 1MHz, Sweep: Auto.
3. Average measurements: RBW = 1MHz, VBW = 10 Hz, Sweep: Auto.
4. “ * ”, means this data is the worst emission level.
5. Measurement Level = Reading Level + Correct Factor.
6. The average measurement was not performed when the peak measured data under the limit of average detection.

Site : CB4-H	Time : 2017/01/25
Limit : FCC_SpartC_15.209_03M_PK	Margin : 6
Probe : CB4-H_FCC_A115_EFS_1-18GHz_1116 - HORIZONTAL	Power : AC 120V / 60Hz
EUT : Mimosa C5c	Note : 802.11ac(40M)_5795MHz Mode 2: Tx-Dipole ANT

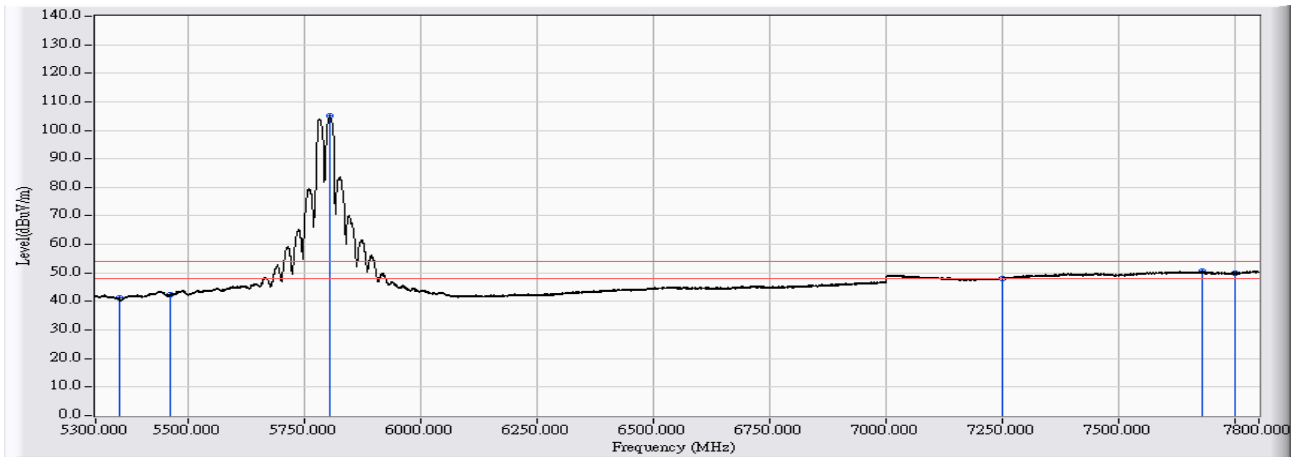


	Frequency (MHz)	Correct Factor (dB)	Reading Level (dBuV)	Measure Level (dBuV/m)	Margin (dB)	Limit (dBuV/m)	Detector Type
1	5350.000	8.805	45.345	54.150	-19.850	74.000	PEAK
2	5460.000	8.731	46.730	55.461	-18.539	74.000	PEAK
3	* 5803.200	9.675	108.488	118.162	44.162	74.000	PEAK
4	7250.000	16.191	43.441	59.632	-14.368	74.000	PEAK
5	7450.285	16.712	47.298	64.010	-9.990	74.000	PEAK
6	7750.000	17.346	42.872	60.218	-13.782	74.000	PEAK

Note:

1. All readings above 1GHz are performed with peak and/or average measurements as necessary.
2. Peak measurements: RBW = 1MHz, VBW = 1MHz, Sweep: Auto.
3. Average measurements: RBW = 1MHz, VBW = 10 Hz, Sweep: Auto.
4. “ * ”, means this data is the worst emission level.
5. Measurement Level = Reading Level + Correct Factor.
6. The average measurement was not performed when the peak measured data under the limit of average detection.

Site : CB4-H	Time : 2017/01/25
Limit : FCC_SpartC_15.209_03M_AV	Margin : 6
Probe : CB4-H_FCC_A115_EFS_1-18GHz_1116 - HORIZONTAL	Power : AC 120V / 60Hz
EUT : Mimosa C5c	Note : 802.11ac(40M)_5795MHz Mode 2: Tx-Dipole ANT

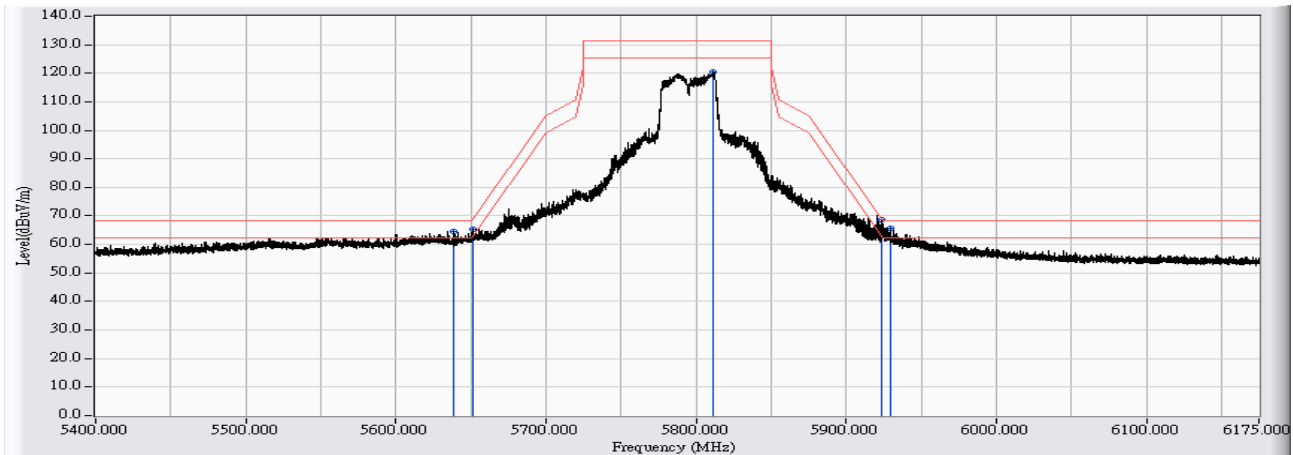


	Frequency (MHz)	Correct Factor (dB)	Reading Level (dBuV)	Measure Level (dBuV/m)	Margin (dB)	Limit (dBuV/m)	Detector Type
1	5350.000	8.805	32.339	41.144	-12.856	54.000	AVERAGE
2	5460.000	8.731	33.550	42.281	-11.719	54.000	AVERAGE
3	* 5803.449	9.675	95.262	104.937	50.937	54.000	AVERAGE
4	7250.000	16.191	31.962	48.153	-5.847	54.000	AVERAGE
5	7676.762	17.198	33.347	50.545	-3.455	54.000	AVERAGE
6	7750.000	17.346	32.564	49.910	-4.090	54.000	AVERAGE

Note:

1. All readings above 1GHz are performed with peak and/or average measurements as necessary.
2. Peak measurements: RBW = 1MHz, VBW = 1MHz, Sweep: Auto.
3. Average measurements: RBW = 1MHz, VBW = 10 Hz, Sweep: Auto.
4. “ * ”, means this data is the worst emission level.
5. Measurement Level = Reading Level + Correct Factor.
6. The average measurement was not performed when the peak measured data under the limit of average detection.

Site : CB4-H	Time : 2017/01/25
Limit : FCC_Part15E_2016_B4_03M_PK	Margin : 6
Probe : CB4-H_FCC_A115_EFS_1-18GHz_1116 - VERTICAL	Power : AC 120V / 60Hz
EUT : Mimosa C5c	Note : 802.11ac(40M)_5795MHz Mode 2: Tx-Dipole ANT

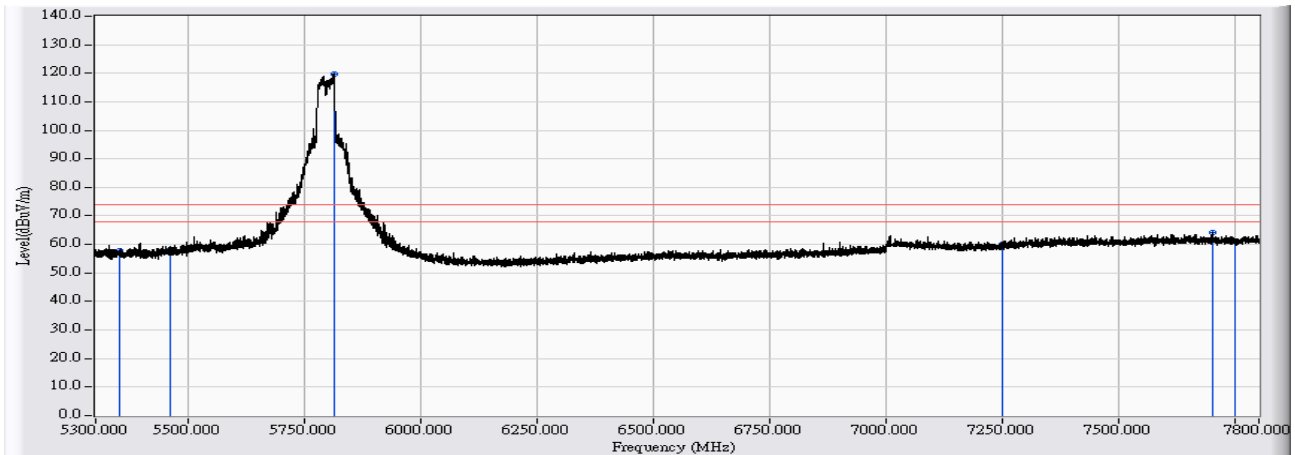


	Frequency (MHz)	Correct Factor (dB)	Reading Level (dBuV)	Measure Level (dBuV/m)	Margin (dB)	Limit (dBuV/m)	Detector Type
1	5638.056	9.148	55.492	64.640	-3.560	68.200	PEAK
2	5650.920	9.189	56.164	65.354	-3.530	68.884	PEAK
3	5811.251	9.699	110.674	120.373	-10.827	131.200	PEAK
4	* 5923.228	10.049	58.484	68.533	-0.973	69.506	PEAK
5	5929.272	10.067	55.581	65.649	-2.551	68.200	PEAK

Note:

1. All readings above 1GHz are performed with peak and/or average measurements as necessary.
2. Peak measurements: RBW = 1MHz, VBW = 1MHz, Sweep: Auto.
3. Average measurements: RBW = 1MHz, VBW = 10 Hz, Sweep: Auto.
4. “ * ”, means this data is the worst emission level.
5. Measurement Level = Reading Level + Correct Factor.
6. The average measurement was not performed when the peak measured data under the limit of average detection.

Site : CB4-H	Time : 2017/01/25
Limit : FCC_SpartC_15.209_03M_PK	Margin : 6
Probe : CB4-H_FCC_A115_EFS_1-18GHz_1116 - VERTICAL	Power : AC 120V / 60Hz
EUT : Mimosa C5c	Note : 802.11ac(40M)_5795MHz Mode 2: Tx-Dipole ANT

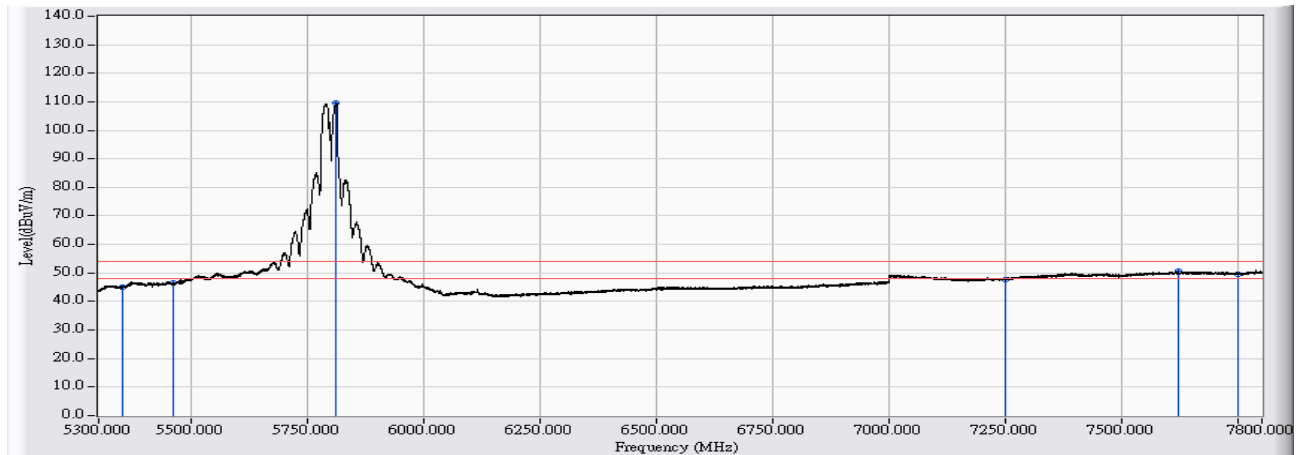


	Frequency (MHz)	Correct Factor (dB)	Reading Level (dBuV)	Measure Level (dBuV/m)	Margin (dB)	Limit (dBuV/m)	Detector Type
1	5350.000	8.805	48.854	57.659	-16.341	74.000	PEAK
2	5460.000	8.731	49.339	58.070	-15.930	74.000	PEAK
3	* 5811.449	9.700	110.087	119.787	45.787	74.000	PEAK
4	7250.000	16.191	44.035	60.226	-13.774	74.000	PEAK
5	* 7701.260	17.248	46.782	64.030	-9.970	74.000	PEAK
6	7750.000	17.346	43.859	61.205	-12.795	74.000	PEAK

Note:

1. All readings above 1GHz are performed with peak and/or average measurements as necessary.
2. Peak measurements: RBW = 1MHz, VBW = 1MHz, Sweep: Auto.
3. Average measurements: RBW = 1MHz, VBW = 10 Hz, Sweep: Auto.
4. “ * ”, means this data is the worst emission level.
5. Measurement Level = Reading Level + Correct Factor.
6. The average measurement was not performed when the peak measured data under the limit of average detection.

Site : CB4-H	Time : 2017/01/25
Limit : FCC_SpartC_15.209_03M_AV	Margin : 6
Probe : CB4-H_FCC_A115_EFS_1-18GHz_1116 - VERTICAL	Power : AC 120V / 60Hz
EUT : Mimosa C5c	Note : 802.11ac(40M)_5795MHz Mode 2: Tx-Dipole ANT

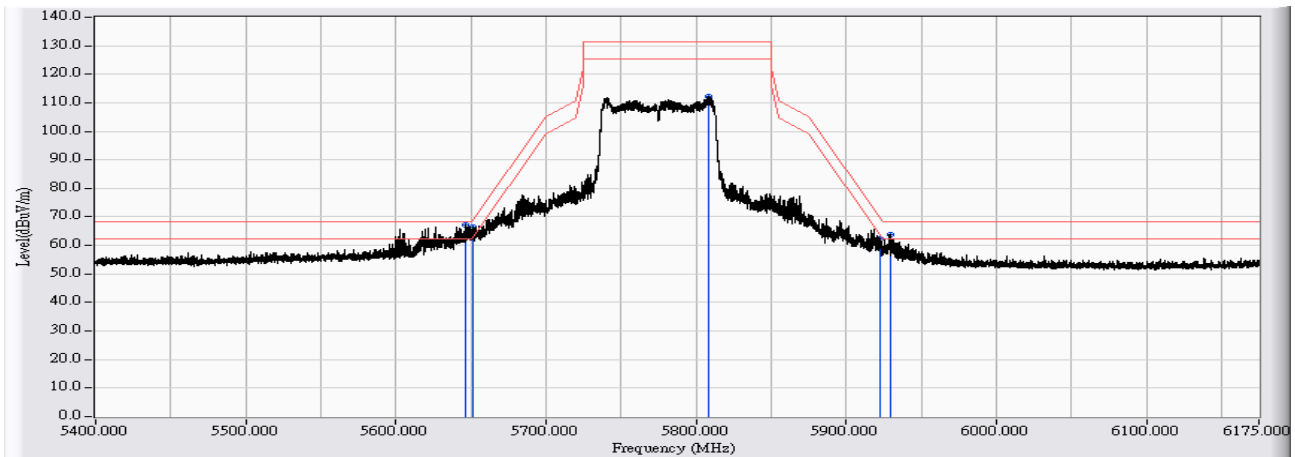


	Frequency (MHz)	Correct Factor (dB)	Reading Level (dBuV)	Measure Level (dBuV/m)	Margin (dB)	Limit (dBuV/m)	Detector Type
1	5350.000	8.805	36.196	45.001	-8.999	54.000	AVERAGE
2	5460.000	8.731	37.679	46.410	-7.590	54.000	AVERAGE
3	* 5810.949	9.698	100.050	109.748	55.748	54.000	AVERAGE
4	7250.000	16.191	31.380	47.571	-6.429	54.000	AVERAGE
5	* 7620.018	17.084	33.418	50.502	-3.498	54.000	AVERAGE
6	7750.000	17.346	32.156	49.502	-4.498	54.000	AVERAGE

Note:

1. All readings above 1GHz are performed with peak and/or average measurements as necessary.
2. Peak measurements: RBW = 1MHz, VBW = 1MHz, Sweep: Auto.
3. Average measurements: RBW = 1MHz, VBW = 10 Hz, Sweep: Auto.
4. “ * ”, means this data is the worst emission level.
5. Measurement Level = Reading Level + Correct Factor.
6. The average measurement was not performed when the peak measured data under the limit of average detection.

Site : CB4-H	Time : 2017/01/25
Limit : FCC_Part15E_2016_B4_03M_PK	Margin : 6
Probe : CB4-H_FCC_A115_EFS_1-18GHz_1116 - HORIZONTAL	Power : AC 120V / 60Hz
EUT : Mimosa C5c	Note : 802.11ac(80M)_5775MHz Mode 2: Tx-Dipole ANT

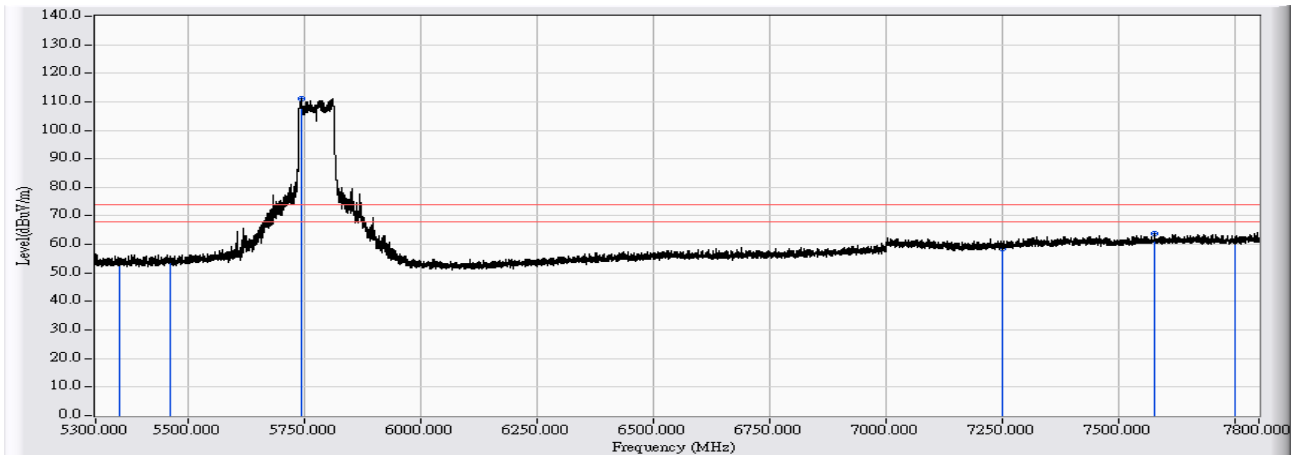


		Frequency (MHz)	Correct Factor (dB)	Reading Level (dBuV)	Measure Level (dBuV/m)	Margin (dB)	Limit (dBuV/m)	Detector Type
1	*	5645.960	9.174	57.949	67.123	-1.077	68.200	PEAK
2		5651.152	9.190	57.068	66.258	-2.798	69.056	PEAK
3		5808.539	9.691	102.494	112.185	-19.015	131.200	PEAK
4		5922.220	10.047	52.179	62.225	-8.024	70.249	PEAK
5		5930.047	10.070	53.781	63.851	-4.349	68.200	PEAK

Note:

1. All readings above 1GHz are performed with peak and/or average measurements as necessary.
2. Peak measurements: RBW = 1MHz, VBW = 1MHz, Sweep: Auto.
3. Average measurements: RBW = 1MHz, VBW = 10 Hz, Sweep: Auto.
4. “ * ”, means this data is the worst emission level.
5. Measurement Level = Reading Level + Correct Factor.
6. The average measurement was not performed when the peak measured data under the limit of average detection.

Site : CB4-H	Time : 2017/01/25
Limit : FCC_SpartC_15.209_03M_PK	Margin : 6
Probe : CB4-H_FCC_A115_EFS_1-18GHz_1116 - HORIZONTAL	Power : AC 120V / 60Hz
EUT : Mimosa C5c	Note : 802.11ac(80M)_5775MHz Mode 2: Tx-Dipole ANT

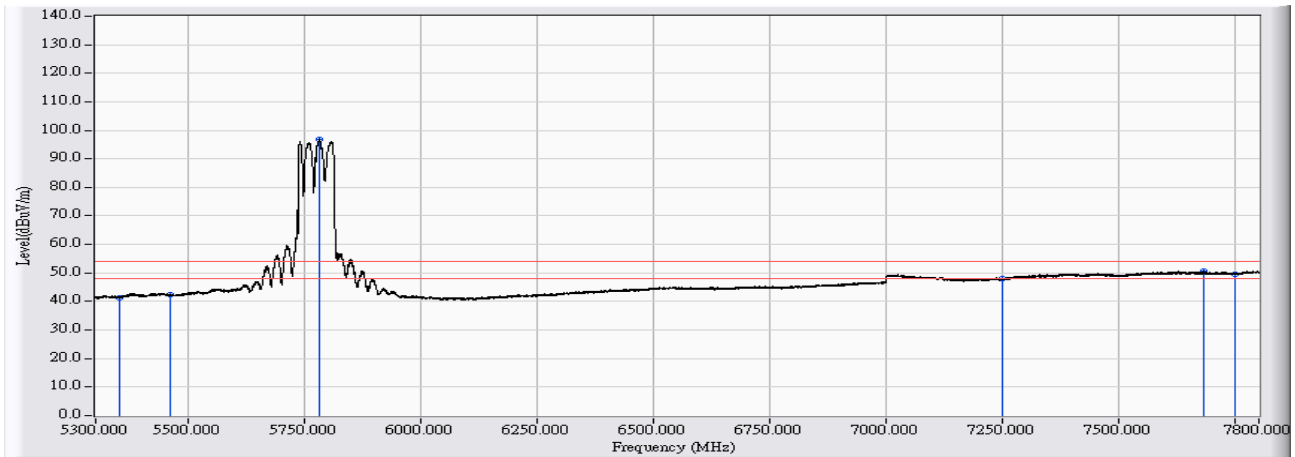


	Frequency (MHz)	Correct Factor (dB)	Reading Level (dBuV)	Measure Level (dBuV/m)	Margin (dB)	Limit (dBuV/m)	Detector Type
1	5350.000	8.805	44.903	53.708	-20.292	74.000	PEAK
2	5460.000	8.731	45.639	54.370	-19.630	74.000	PEAK
3	* 5740.706	9.478	101.694	111.172	37.172	74.000	PEAK
4	7250.000	16.191	42.344	58.535	-15.465	74.000	PEAK
5	7575.772	16.995	46.946	63.941	-10.059	74.000	PEAK
6	7750.000	17.346	43.677	61.023	-12.977	74.000	PEAK

Note:

1. All readings above 1GHz are performed with peak and/or average measurements as necessary.
2. Peak measurements: RBW = 1MHz, VBW = 1MHz, Sweep: Auto.
3. Average measurements: RBW = 1MHz, VBW = 10 Hz, Sweep: Auto.
4. “ * ”, means this data is the worst emission level.
5. Measurement Level = Reading Level + Correct Factor.
6. The average measurement was not performed when the peak measured data under the limit of average detection.

Site : CB4-H	Time : 2017/01/25
Limit : FCC_SpartC_15.209_03M_AV	Margin : 6
Probe : CB4-H_FCC_A115_EFS_1-18GHz_1116 - HORIZONTAL	Power : AC 120V / 60Hz
EUT : Mimosa C5c	Note : 802.11ac(80M)_5775MHz Mode 2: Tx-Dipole ANT

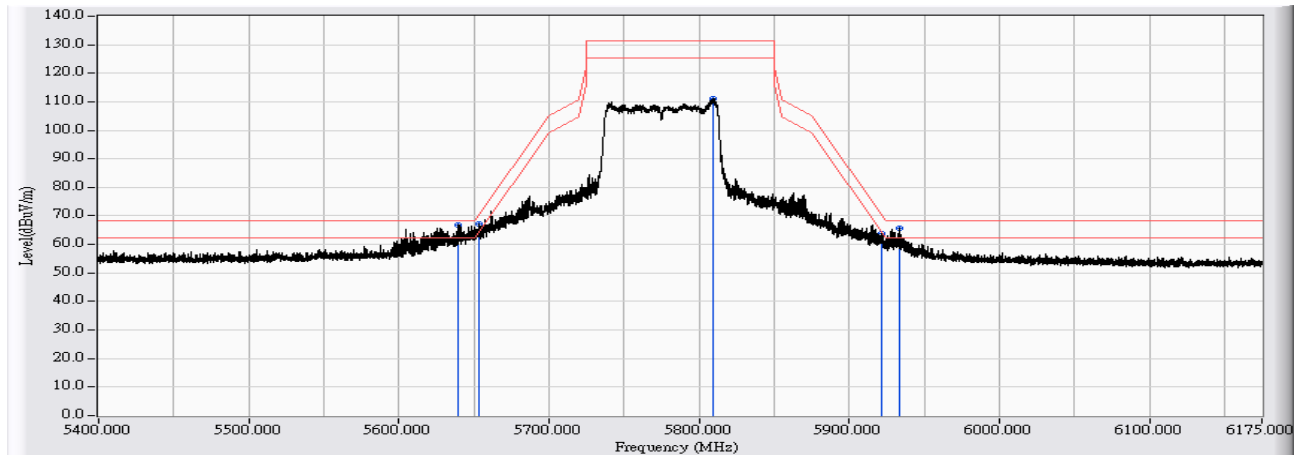


	Frequency (MHz)	Correct Factor (dB)	Reading Level (dBuV)	Measure Level (dBuV/m)	Margin (dB)	Limit (dBuV/m)	Detector Type
1	5350.000	8.805	32.313	41.118	-12.882	54.000	AVERAGE
2	5460.000	8.731	33.594	42.325	-11.675	54.000	AVERAGE
3	* 5779.952	9.601	87.137	96.739	42.739	54.000	AVERAGE
4	7250.000	16.191	31.804	47.995	-6.005	54.000	AVERAGE
5	7681.762	17.209	33.332	50.540	-3.460	54.000	AVERAGE
6	7750.000	17.346	32.249	49.595	-4.405	54.000	AVERAGE

Note:

1. All readings above 1GHz are performed with peak and/or average measurements as necessary.
2. Peak measurements: RBW = 1MHz, VBW = 1MHz, Sweep: Auto.
3. Average measurements: RBW = 1MHz, VBW = 10 Hz, Sweep: Auto.
4. “ * ”, means this data is the worst emission level.
5. Measurement Level = Reading Level + Correct Factor.
6. The average measurement was not performed when the peak measured data under the limit of average detection.

Site : CB4-H	Time : 2017/01/25
Limit : FCC_Part15E_2016_B4_03M_PK	Margin : 6
Probe : CB4-H_FCC_A115_EFS_1-18GHz_1116 - VERTICAL	Power : AC 120V / 60Hz
EUT : Mimosa C5c	Note : 802.11ac(80M)_5775MHz Mode 2: Tx-Dipole ANT

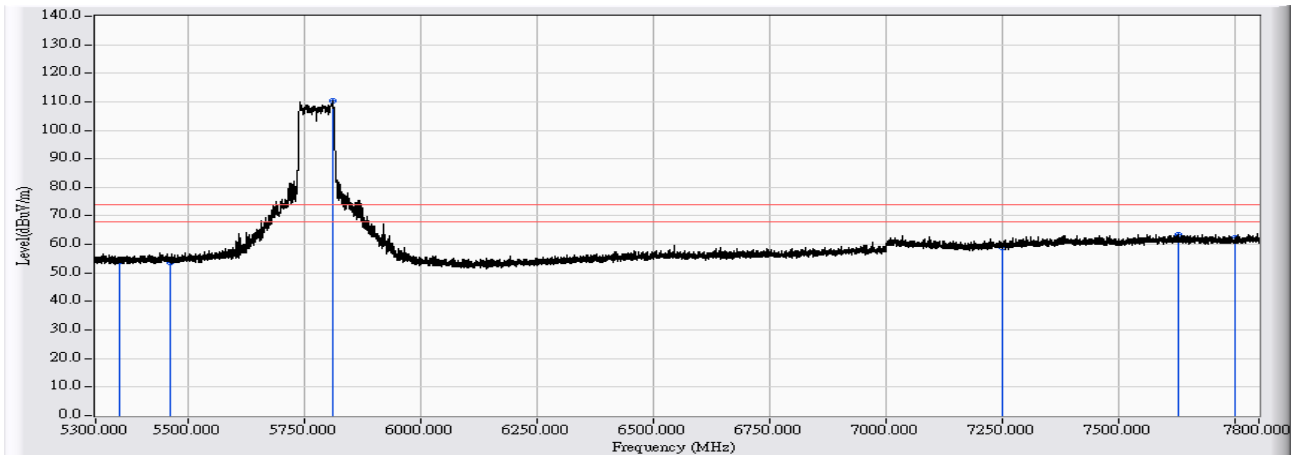


		Frequency (MHz)	Correct Factor (dB)	Reading Level (dBuV)	Measure Level (dBuV/m)	Margin (dB)	Limit (dBuV/m)	Detector Type
1	*	5639.916	9.154	57.503	66.657	-1.543	68.200	PEAK
2		5653.787	9.199	58.091	67.290	-3.724	71.014	PEAK
3		5809.314	9.693	101.514	111.207	-19.993	131.200	PEAK
4		5921.523	10.043	53.731	63.775	-6.988	70.763	PEAK
5		5933.457	10.081	55.674	65.755	-2.445	68.200	PEAK

Note:

1. All readings above 1GHz are performed with peak and/or average measurements as necessary.
2. Peak measurements: RBW = 1MHz, VBW = 1MHz, Sweep: Auto.
3. Average measurements: RBW = 1MHz, VBW = 10 Hz, Sweep: Auto.
4. “ * ”, means this data is the worst emission level.
5. Measurement Level = Reading Level + Correct Factor.
6. The average measurement was not performed when the peak measured data under the limit of average detection.

Site : CB4-H	Time : 2017/01/25
Limit : FCC_SpartC_15.209_03M_PK	Margin : 6
Probe : CB4-H_FCC_A115_EFS_1-18GHz_1116 - VERTICAL	Power : AC 120V / 60Hz
EUT : Mimosa C5c	Note : 802.11ac(80M)_5775MHz Mode 2: Tx-Dipole ANT

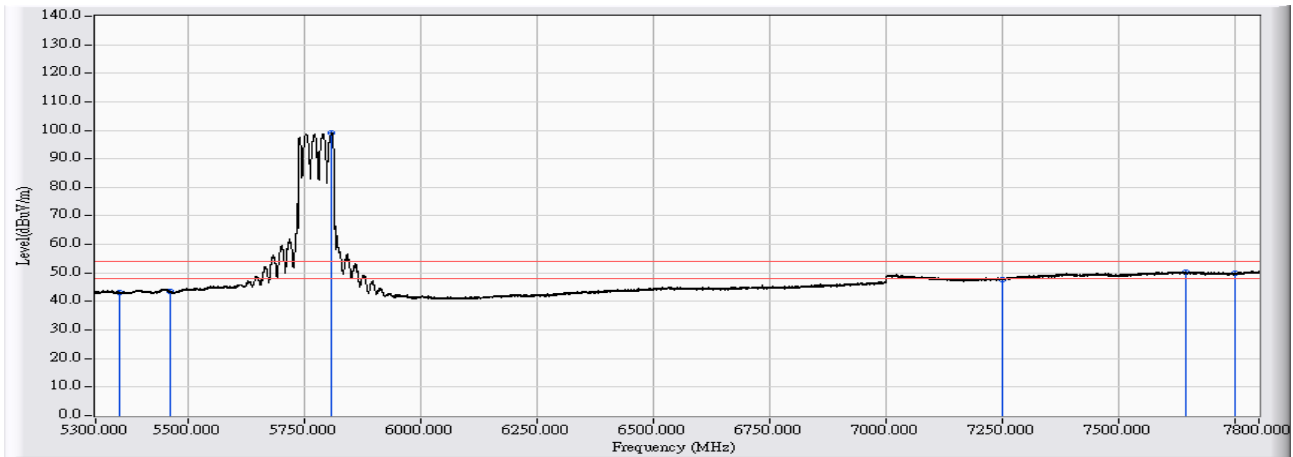


	Frequency (MHz)	Correct Factor (dB)	Reading Level (dBuV)	Measure Level (dBuV/m)	Margin (dB)	Limit (dBuV/m)	Detector Type
1	5350.000	8.805	45.187	53.992	-20.008	74.000	PEAK
2	5460.000	8.731	45.029	53.760	-20.240	74.000	PEAK
3	* 5810.449	9.697	100.684	110.381	36.381	74.000	PEAK
4	7250.000	16.191	42.776	58.967	-15.033	74.000	PEAK
5	7626.017	17.096	46.515	63.611	-10.389	74.000	PEAK
6	7750.000	17.346	44.940	62.286	-11.714	74.000	PEAK

Note:

1. All readings above 1GHz are performed with peak and/or average measurements as necessary.
2. Peak measurements: RBW = 1MHz, VBW = 1MHz, Sweep: Auto.
3. Average measurements: RBW = 1MHz, VBW = 10 Hz, Sweep: Auto.
4. “ * ”, means this data is the worst emission level.
5. Measurement Level = Reading Level + Correct Factor.
6. The average measurement was not performed when the peak measured data under the limit of average detection.

Site : CB4-H	Time : 2017/01/25
Limit : FCC_SpartC_15.209_03M_AV	Margin : 6
Probe : CB4-H_FCC_A115_EFS_1-18GHz_1116 - VERTICAL	Power : AC 120V / 60Hz
EUT : Mimosa C5c	Note : 802.11ac(80M)_5775MHz Mode 2: Tx-Dipole ANT



	Frequency (MHz)	Correct Factor (dB)	Reading Level (dBuV)	Measure Level (dBuV/m)	Margin (dB)	Limit (dBuV/m)	Detector Type
1	5350.000	8.805	34.332	43.137	-10.863	54.000	AVERAGE
2	5460.000	8.731	34.671	43.402	-10.598	54.000	AVERAGE
3	* 5807.699	9.688	89.360	99.048	45.048	54.000	AVERAGE
4	7250.000	16.191	31.586	47.777	-6.223	54.000	AVERAGE
5	7644.266	17.133	33.078	50.211	-3.789	54.000	AVERAGE
6	7750.000	17.346	32.419	49.765	-4.235	54.000	AVERAGE

Note:

1. All readings above 1GHz are performed with peak and/or average measurements as necessary.
2. Peak measurements: RBW = 1MHz, VBW = 1MHz, Sweep: Auto.
3. Average measurements: RBW = 1MHz, VBW = 10 Hz, Sweep: Auto.
4. “ * ”, means this data is the worst emission level.
5. Measurement Level = Reading Level + Correct Factor.
6. The average measurement was not performed when the peak measured data under the limit of average detection.

8. Frequency Stability

8.1. Test Equipment

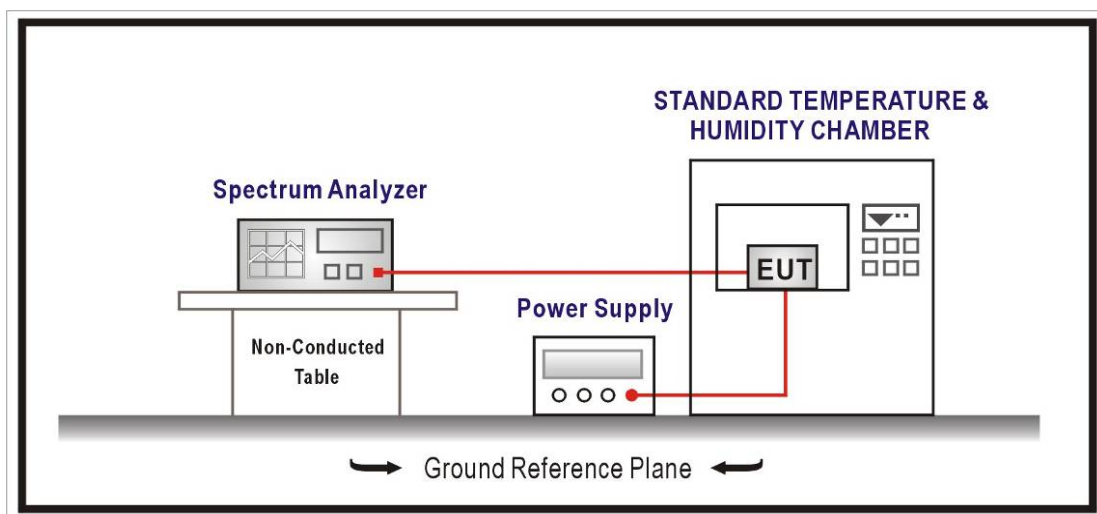
The following test equipments are used during the radiated emission tests:

Frequency Stability / SR10-H

Instrument	Manufacturer	Model No.	Serial No	Next Cal. Date
Temperature & Humidity Chamber	WIT	TH-1S-B	1082101	2018/01/18
Signal & Spectrum Analyzer	R&S	FSV40	101049	2018/01/05

Note: All equipments that need to calibrate are with calibration period of 1 year.

8.2. Test Setup



8.3. Limits

Manufactures of all devices are responsible for ensuring frequency stability such that an emission is maintained within the band of operation under all conditions of normal operation as specified

8.4. Test Procedure

The EUT was setup to ANSI C63.10:2013; tested to U-NII test procedure of 789033 D02 V01R03 for compliance to FCC 47CFR Subpart E requirements.

8.5. Uncertainty

The measurement uncertainty is defined as ± 150 Hz

8.6. Test Result

Product	Mimosa C5c		
Test Item	Frequency Stability		
Test Mode	Mode 1: Tx-Dish ANT - 802.11ac(20M) - 5180MHz Ant0		
Date of Test	2017/02/15	Test Site	SR10-H

Temperature Interval (°C)	AC Voltage (V)	Frequency (MHz)	Deviation (ppm)	Result
-20	120	5180.0164	3.1622	pass
-10		5180.0079	1.5300	pass
0		5179.9768	-4.4709	pass
10		5179.9734	-5.1392	pass
20		5179.9641	-6.9298	pass
30		5179.9684	-6.0990	pass
40		5179.9982	-0.3491	pass
50		5179.9779	-4.2690	pass

Temperature Interval (°C)	AC Voltage (V)	Frequency (MHz)	Deviation (ppm)	Result
25	102	5179.9985	-0.2826	pass
	120	5179.9826	-3.3516	pass
	138	5179.9984	-0.3107	pass

Product	Mimosa C5c		
Test Item	Frequency Stability		
Test Mode	Mode 1: Tx-Dish ANT - 802.11ac(20M) - 5240MHz Ant0		
Date of Test	2017/02/15	Test Site	SR10-H

Temperature Interval (°C)	AC Voltage (V)	Frequency (MHz)	Deviation (ppm)	Result
-20	120	5240.0111	2.1195	pass
-10		5240.0014	0.2727	pass
0		5239.9926	-1.4101	pass
10		5239.9963	-0.7102	pass
20		5239.9777	-4.2502	pass
30		5239.9691	-5.8936	pass
40		5239.9982	-0.3496	pass
50		5239.9975	-0.4724	pass

Temperature Interval (°C)	AC Voltage (V)	Frequency (MHz)	Deviation (ppm)	Result
25	102	5239.9996	-0.0786	pass
	120	5239.9992	-0.1541	pass
	138	5240.0046	0.8803	pass

Product	Mimosa C5c		
Test Item	Frequency Stability		
Test Mode	Mode 1: Tx-Dish ANT - 802.11ac(20M) - 5180MHz Ant1		
Date of Test	2017/02/15	Test Site	SR10-H

Temperature Interval (°C)	AC Voltage (V)	Frequency (MHz)	Deviation (ppm)	Result
-20	120	5180.0079	1.5319	pass
-10		5180.0191	3.6804	pass
0		5179.9817	-3.5422	pass
10		5179.9743	-4.9656	pass
20		5179.9511	-9.4325	pass
30		5179.9879	-2.3430	pass
40		5179.9872	-2.4753	pass
50		5179.9733	-5.1625	pass

Temperature Interval (°C)	AC Voltage (V)	Frequency (MHz)	Deviation (ppm)	Result
25	102	5180.0031	0.6077	pass
	120	5179.9984	-0.3174	pass
	138	5179.9951	-0.9444	pass

Product	Mimosa C5c		
Test Item	Frequency Stability		
Test Mode	Mode 1: Tx-Dish ANT - 802.11ac(20M) - 5240MHz Ant1		
Date of Test	2017/02/15	Test Site	SR10-H

Temperature Interval (°C)	AC Voltage (V)	Frequency (MHz)	Deviation (ppm)	Result
-20	120	5240.0059	1.1323	pass
-10		5240.0012	0.2259	pass
0		5239.9708	-5.5654	pass
10		5239.9730	-5.1521	pass
20		5239.9544	-8.7054	pass
30		5239.9793	-3.9511	pass
40		5239.9688	-5.9471	pass
50		5239.9503	-9.4767	pass

Temperature Interval (°C)	AC Voltage (V)	Frequency (MHz)	Deviation (ppm)	Result
25	102	5239.9965	-0.6659	pass
	120	5240.0026	0.5038	pass
	138	5239.9959	-0.7759	pass

Product	Mimosa C5c		
Test Item	Frequency Stability		
Test Mode	Mode 1: Tx-Dish ANT - 802.11ac(40M) - 5190MHz Ant0		
Date of Test	2017/02/15	Test Site	SR10-H

Temperature Interval (°C)	AC Voltage (V)	Frequency (MHz)	Deviation (ppm)	Result
-20	120	5190.0102	1.9559	pass
-10		5190.0183	3.5302	pass
0		5189.9842	-3.0516	pass
10		5189.9723	-5.3399	pass
20		5189.9929	-1.3708	pass
30		5189.9540	-8.8622	pass
40		5189.9851	-2.8702	pass
50		5189.9522	-9.2135	pass

Temperature Interval (°C)	AC Voltage (V)	Frequency (MHz)	Deviation (ppm)	Result
25	102	5190.0030	0.5696	pass
	120	5189.9873	-2.4401	pass
	138	5190.0006	0.1063	pass

Product	Mimosa C5c		
Test Item	Frequency Stability		
Test Mode	Mode 1: Tx-Dish ANT - 802.11ac(40M) - 5230MHz Ant0		
Date of Test	2017/02/15	Test Site	SR10-H

Temperature Interval (°C)	AC Voltage (V)	Frequency (MHz)	Deviation (ppm)	Result
-20	120	5230.0266	5.0846	pass
-10		5230.0103	1.9658	pass
0		5229.9829	-3.2764	pass
10		5229.9628	-7.1141	pass
20		5229.9676	-6.1938	pass
30		5229.9568	-8.2521	pass
40		5229.9563	-8.3592	pass
50		5229.9528	-9.0229	pass

Temperature Interval (°C)	AC Voltage (V)	Frequency (MHz)	Deviation (ppm)	Result
25	102	5229.9983	-0.3252	pass
	120	5229.9870	-2.4912	pass
	138	5230.0087	1.6720	pass

Product	Mimosa C5c		
Test Item	Frequency Stability		
Test Mode	Mode 1: Tx-Dish ANT - 802.11ac(40M) - 5190MHz Ant1		
Date of Test	2017/02/15	Test Site	SR10-H

Temperature Interval (°C)	AC Voltage (V)	Frequency (MHz)	Deviation (ppm)	Result
-20	120	5190.0074	1.4173	pass
-10		5190.0047	0.9084	pass
0		5189.9810	-3.6580	pass
10		5189.9811	-3.6467	pass
20		5189.9580	-8.0943	pass
30		5189.9943	-1.0990	pass
40		5189.9922	-1.5013	pass
50		5189.9672	-6.3184	pass

Temperature Interval (°C)	AC Voltage (V)	Frequency (MHz)	Deviation (ppm)	Result
25	102	5189.9978	-0.4153	pass
	120	5189.9929	-1.3691	pass
	138	5190.0015	0.2797	pass

Product	Mimosa C5c		
Test Item	Frequency Stability		
Test Mode	Mode 1: Tx-Dish ANT - 802.11ac(40M) - 5230MHz Ant1		
Date of Test	2017/02/15	Test Site	SR10-H

Temperature Interval (°C)	AC Voltage (V)	Frequency (MHz)	Deviation (ppm)	Result
-20	120	5230.0239	4.5768	pass
-10		5230.0044	0.8326	pass
0		5229.9800	-3.8256	pass
10		5229.9891	-2.0807	pass
20		5229.9606	-7.5244	pass
30		5229.9516	-9.2532	pass
40		5229.9942	-1.1052	pass
50		5229.9953	-0.8905	pass

Temperature Interval (°C)	AC Voltage (V)	Frequency (MHz)	Deviation (ppm)	Result
25	102	5230.0046	0.8790	pass
	120	5229.9927	-1.3908	pass
	138	5229.9929	-1.3564	pass

Product	Mimosa C5c		
Test Item	Frequency Stability		
Test Mode	Mode 1: Tx-Dish ANT - 802.11ac(80M) - 5210MHz Ant0		
Date of Test	2017/02/15	Test Site	SR10-H

Temperature Interval (°C)	AC Voltage (V)	Frequency (MHz)	Deviation (ppm)	Result
-20	120	5210.0053	1.0213	pass
-10		5210.0194	3.7223	pass
0		5209.9724	-5.2984	pass
10		5209.9646	-6.7895	pass
20		5209.9528	-9.0590	pass
30		5209.9770	-4.4179	pass
40		5209.9934	-1.2588	pass
50		5209.9309	-13.2717	pass

Temperature Interval (°C)	AC Voltage (V)	Frequency (MHz)	Deviation (ppm)	Result
25	102	5209.9958	-0.8040	pass
	120	5209.9843	-3.0081	pass
	138	5209.9993	-0.1375	pass

Product	Mimosa C5c		
Test Item	Frequency Stability		
Test Mode	Mode 1: Tx-Dish ANT - 802.11ac(80M) - 5210MHz Ant1		
Date of Test	2017/02/15	Test Site	SR10-H

Temperature Interval (°C)	AC Voltage (V)	Frequency (MHz)	Deviation (ppm)	Result
-20	120	5210.0178	3.4234	pass
-10		5210.0007	0.1320	pass
0		5209.9723	-5.3207	pass
10		5209.9838	-3.1102	pass
20		5209.9800	-3.8367	pass
30		5209.9569	-8.2730	pass
40		5209.9709	-5.5889	pass
50		5209.9617	-7.3435	pass

Temperature Interval (°C)	AC Voltage (V)	Frequency (MHz)	Deviation (ppm)	Result
25	102	5209.9971	-0.5585	pass
	120	5209.9953	-0.9075	pass
	138	5210.0012	0.2290	pass

Product	Mimosa C5c		
Test Item	Frequency Stability		
Test Mode	Mode 1: Tx-Dish ANT - 802.11ac(20M) - 5745MHz Ant0		
Date of Test	2017/02/15	Test Site	SR10-H

Temperature Interval (°C)	AC Voltage (V)	Frequency (MHz)	Deviation (ppm)	Result
-20	120	5745.0243	4.2223	pass
-10		5745.0072	1.2551	pass
0		5744.9963	-0.6437	pass
10		5744.9797	-3.5378	pass
20		5744.9728	-4.7393	pass
30		5744.9693	-5.3403	pass
40		5744.9799	-3.4949	pass
50		5744.9634	-6.3658	pass

Temperature Interval (°C)	AC Voltage (V)	Frequency (MHz)	Deviation (ppm)	Result
25	102	5745.0027	0.4713	pass
	120	5744.9870	-2.2610	pass
	138	5745.0010	0.1694	pass

Product	Mimosa C5c		
Test Item	Frequency Stability		
Test Mode	Mode 1: Tx-Dish ANT - 802.11ac(20M) - 5825MHz Ant0		
Date of Test	2017/02/15	Test Site	SR10-H

Temperature Interval (°C)	AC Voltage (V)	Frequency (MHz)	Deviation (ppm)	Result
-20	120	5825.0226	3.8772	pass
-10		5825.0075	1.2896	pass
0		5824.9895	-1.8073	pass
10		5824.9879	-2.0849	pass
20		5824.9787	-3.6602	pass
30		5824.9738	-4.5045	pass
40		5824.9530	-8.0673	pass
50		5824.9937	-1.0806	pass

Temperature Interval (°C)	AC Voltage (V)	Frequency (MHz)	Deviation (ppm)	Result
25	102	5825.0027	0.4643	pass
	120	5824.9941	-1.0111	pass
	138	5824.9941	-1.0154	pass

Product	Mimosa C5c		
Test Item	Frequency Stability		
Test Mode	Mode 1: Tx-Dish ANT - 802.11ac(20M) - 5745MHz Ant1		
Date of Test	2017/02/15	Test Site	SR10-H

Temperature Interval (°C)	AC Voltage (V)	Frequency (MHz)	Deviation (ppm)	Result
-20	120	5745.0196	3.4201	pass
-10		5745.0194	3.3732	pass
0		5744.9813	-3.2489	pass
10		5744.9625	-6.5300	pass
20		5744.9972	-0.4822	pass
30		5744.9580	-7.3132	pass
40		5744.9792	-3.6217	pass
50		5744.9949	-0.8794	pass

Temperature Interval (°C)	AC Voltage (V)	Frequency (MHz)	Deviation (ppm)	Result
25	102	5744.9905	-1.6540	pass
	120	5745.0055	0.9582	pass
	138	5744.9980	-0.3540	pass

Product	Mimosa C5c		
Test Item	Frequency Stability		
Test Mode	Mode 1: Tx-Dish ANT - 802.11ac(20M) - 5825MHz Ant1		
Date of Test	2017/02/15	Test Site	SR10-H

Temperature Interval (°C)	AC Voltage (V)	Frequency (MHz)	Deviation (ppm)	Result
-20	120	5825.0122	2.1009	pass
-10		5825.0149	2.5599	pass
0		5824.9909	-1.5582	pass
10		5824.9647	-6.0576	pass
20		5824.9893	-1.8435	pass
30		5824.9513	-8.3629	pass
40		5824.9939	-1.0445	pass
50		5824.9693	-5.2670	pass

Temperature Interval (°C)	AC Voltage (V)	Frequency (MHz)	Deviation (ppm)	Result
25	102	5824.9925	-1.2878	pass
	120	5824.9925	-1.2810	pass
	138	5824.9928	-1.2401	pass

Product	Mimosa C5c		
Test Item	Frequency Stability		
Test Mode	Mode 1: Tx-Dish ANT - 802.11ac(40M) - 5755MHz Ant0		
Date of Test	2017/02/15	Test Site	SR10-H

Temperature Interval (°C)	AC Voltage (V)	Frequency (MHz)	Deviation (ppm)	Result
-20	120	5755.0175	3.0454	pass
-10		5755.0001	0.0113	pass
0		5754.9949	-0.8927	pass
10		5754.9995	-0.0822	pass
20		5754.9835	-2.8618	pass
30		5754.9683	-5.5093	pass
40		5754.9685	-5.4784	pass
50		5754.9735	-4.6131	pass

Temperature Interval (°C)	AC Voltage (V)	Frequency (MHz)	Deviation (ppm)	Result
25	102	5755.0021	0.3703	pass
	120	5754.9885	-2.0036	pass
	138	5755.0028	0.4857	pass

Product	Mimosa C5c		
Test Item	Frequency Stability		
Test Mode	Mode 1: Tx-Dish ANT - 802.11ac(40M) - 5795MHz Ant0		
Date of Test	2017/02/15	Test Site	SR10-H

Temperature Interval (°C)	AC Voltage (V)	Frequency (MHz)	Deviation (ppm)	Result
-20	120	5795.0099	1.7117	pass
-10		5795.0127	2.1882	pass
0		5794.9741	-4.4623	pass
10		5794.9939	-1.0467	pass
20		5794.9771	-3.9530	pass
30		5794.9765	-4.0529	pass
40		5794.9837	-2.8144	pass
50		5794.9408	-10.2158	pass

Temperature Interval (°C)	AC Voltage (V)	Frequency (MHz)	Deviation (ppm)	Result
25	102	5795.0010	0.1673	pass
	120	5794.9924	-1.3164	pass
	138	5794.9983	-0.2906	pass

Product	Mimosa C5c		
Test Item	Frequency Stability		
Test Mode	Mode 1: Tx-Dish ANT - 802.11ac(40M) - 5755MHz Ant1		
Date of Test	2017/02/15	Test Site	SR10-H

Temperature Interval (°C)	AC Voltage (V)	Frequency (MHz)	Deviation (ppm)	Result
-20	120	5755.0208	3.6228	pass
-10		5755.0068	1.1764	pass
0		5754.9889	-1.9306	pass
10		5754.9602	-6.9203	pass
20		5754.9933	-1.1605	pass
30		5754.9835	-2.8621	pass
40		5754.9930	-1.2152	pass
50		5754.9761	-4.1493	pass

Temperature Interval (°C)	AC Voltage (V)	Frequency (MHz)	Deviation (ppm)	Result
25	102	5755.0016	0.2795	pass
	120	5754.9869	-2.2845	pass
	138	5754.9968	-0.5634	pass

Product	Mimosa C5c		
Test Item	Frequency Stability		
Test Mode	Mode 1: Tx-Dish ANT - 802.11ac(40M) - 5795MHz Ant1		
Date of Test	2017/02/15	Test Site	SR10-H

Temperature Interval (°C)	AC Voltage (V)	Frequency (MHz)	Deviation (ppm)	Result
-20	120	5795.0030	0.5147	pass
-10		5795.0129	2.2273	pass
0		5794.9853	-2.5304	pass
10		5794.9911	-1.5365	pass
20		5794.9856	-2.4812	pass
30		5794.9672	-5.6605	pass
40		5794.9618	-6.5963	pass
50		5794.9729	-4.6768	pass

Temperature Interval (°C)	AC Voltage (V)	Frequency (MHz)	Deviation (ppm)	Result
25	102	5795.0058	1.0051	pass
	120	5794.9965	-0.6035	pass
	138	5795.0022	0.3721	pass

Product	Mimosa C5c		
Test Item	Frequency Stability		
Test Mode	Mode 1: Tx-Dish ANT - 802.11ac(80M) - 5775MHz Ant0		
Date of Test	2017/02/15	Test Site	SR10-H

Temperature Interval (°C)	AC Voltage (V)	Frequency (MHz)	Deviation (ppm)	Result
-20	120	5775.0108	1.8738	pass
-10		5775.0069	1.1862	pass
0		5774.9839	-2.7863	pass
10		5774.9912	-1.5254	pass
20		5774.9535	-8.0546	pass
30		5774.9696	-5.2672	pass
40		5774.9889	-1.9175	pass
50		5774.9728	-4.7034	pass

Temperature Interval (°C)	AC Voltage (V)	Frequency (MHz)	Deviation (ppm)	Result
25	102	5775.0046	0.7913	pass
	120	5774.9988	-0.2042	pass
	138	5774.9995	-0.0918	pass

Product	Mimosa C5c		
Test Item	Frequency Stability		
Test Mode	Mode 1: Tx-Dish ANT - 802.11ac(80M) - 5775MHz Ant1		
Date of Test	2017/02/15	Test Site	SR10-H

Temperature Interval (°C)	AC Voltage (V)	Frequency (MHz)	Deviation (ppm)	Result
-20	120	5775.0003	0.0595	pass
-10		5775.0003	0.0581	pass
0		5774.9793	-3.5893	pass
10		5774.9883	-2.0345	pass
20		5774.9961	-0.6766	pass
30		5774.9640	-6.2376	pass
40		5774.9424	-9.9729	pass
50		5774.9415	-10.1265	pass

Temperature Interval (°C)	AC Voltage (V)	Frequency (MHz)	Deviation (ppm)	Result
25	102	5775.0010	0.1651	pass
	120	5774.9966	-0.5892	pass
	138	5775.0029	0.5007	pass

Product	Mimosa C5c		
Test Item	Frequency Stability		
Test Mode	Mode 2: Tx-Dipole ANT - 802.11ac(20M) - 5260MHz Ant0		
Date of Test	2017/02/15	Test Site	SR10-H

Temperature Interval (°C)	AC Voltage (V)	Frequency (MHz)	Deviation (ppm)	Result
-20	5	5260.0236	4.4870	pass
-10		5260.0060	1.1374	pass
0		5259.9713	-5.4550	pass
10		5259.9776	-4.2653	pass
20		5259.9513	-9.2527	pass
30		5259.9655	-6.5621	pass
40		5259.9590	-7.7932	pass
50		5259.9789	-4.0105	pass

Temperature Interval (°C)	AC Voltage (V)	Frequency (MHz)	Deviation (ppm)	Result
25	4.25	5259.9982	-0.3396	pass
	5	5260.0023	0.4377	pass
	5.75	5260.0056	1.0675	pass

Product	Mimosa C5c		
Test Item	Frequency Stability		
Test Mode	Mode 2: Tx-Dipole ANT - 802.11ac(20M) - 5260MHz Ant1		
Date of Test	2017/02/15	Test Site	SR10-H

Temperature Interval (°C)	AC Voltage (V)	Frequency (MHz)	Deviation (ppm)	Result
-20	5	5260.0190	3.6170	pass
-10		5260.0062	1.1725	pass
0		5259.9850	-2.8528	pass
10		5259.9653	-6.5954	pass
20		5259.9595	-7.7006	pass
30		5259.9876	-2.3649	pass
40		5259.9775	-4.2711	pass
50		5259.9681	-6.0644	pass

Temperature Interval (°C)	AC Voltage (V)	Frequency (MHz)	Deviation (ppm)	Result
25	4.25	5259.9975	-0.4781	pass
	5	5259.9929	-1.3531	pass
	5.75	5259.9953	-0.8966	pass

Product	Mimosa C5c		
Test Item	Frequency Stability		
Test Mode	Mode 2: Tx-Dipole ANT - 802.11ac(20M) - 5320MHz Ant0		
Date of Test	2017/02/15	Test Site	SR10-H

Temperature Interval (°C)	AC Voltage (V)	Frequency (MHz)	Deviation (ppm)	Result
-20	5	5230.0220	4.2126	pass
-10		5230.0118	2.2598	pass
0		5229.9749	-4.8081	pass
10		5229.9781	-4.1783	pass
20		5229.9664	-6.4157	pass
30		5229.9713	-5.4880	pass
40		5229.9892	-2.0741	pass
50		5229.9309	-13.2184	pass

Temperature Interval (°C)	AC Voltage (V)	Frequency (MHz)	Deviation (ppm)	Result
25	4.25	5229.9995	-0.1015	pass
	5	5229.9979	-0.3944	pass
	5.75	5230.0046	0.8705	pass

Product	Mimosa C5c		
Test Item	Frequency Stability		
Test Mode	Mode 2: Tx-Dipole ANT - 802.11ac(20M) - 5320MHz Ant1		
Date of Test	2017/02/15	Test Site	SR10-H

Temperature Interval (°C)	AC Voltage (V)	Frequency (MHz)	Deviation (ppm)	Result
-20	5	5320.0072	1.3624	pass
-10		5320.0153	2.8743	pass
0		5319.9764	-4.4361	pass
10		5319.9727	-5.1338	pass
20		5319.9739	-4.8982	pass
30		5319.9766	-4.3911	pass
40		5319.9863	-2.5676	pass
50		5319.9483	-9.7190	pass

Temperature Interval (°C)	AC Voltage (V)	Frequency (MHz)	Deviation (ppm)	Result
25	4.25	5319.9996	-0.0689	pass
	5	5319.9872	-2.4073	pass
	5.75	5320.0055	1.0372	pass

Product	Mimosa C5c		
Test Item	Frequency Stability		
Test Mode	Mode 2: Tx-Dipole ANT - 802.11ac(40M) - 5270MHz Ant0		
Date of Test	2017/02/15	Test Site	SR10-H

Temperature Interval (°C)	AC Voltage (V)	Frequency (MHz)	Deviation (ppm)	Result
-20	5	5270.0010	0.1989	pass
-10		5270.0111	2.1157	pass
0		5269.9834	-3.1588	pass
10		5269.9794	-3.9126	pass
20		5269.9583	-7.9064	pass
30		5269.9812	-3.5628	pass
40		5269.9592	-7.7461	pass
50		5269.9356	-12.2206	pass

Temperature Interval (°C)	AC Voltage (V)	Frequency (MHz)	Deviation (ppm)	Result
25	4.25	5269.9979	-0.4051	pass
	5	5269.9945	-1.0380	pass
	5.75	5269.9920	-1.5239	pass

Product	Mimosa C5c		
Test Item	Frequency Stability		
Test Mode	Mode 2: Tx-Dipole ANT - 802.11ac(40M) - 5270MHz Ant1		
Date of Test	2017/02/15	Test Site	SR10-H

Temperature Interval (°C)	AC Voltage (V)	Frequency (MHz)	Deviation (ppm)	Result
-20	5	5270.0210	3.9917	pass
-10		5270.0115	2.1768	pass
0		5269.9999	-0.0195	pass
10		5269.9666	-6.3437	pass
20		5269.9642	-6.7860	pass
30		5269.9830	-3.2325	pass
40		5269.9464	-10.1677	pass
50		5269.9766	-4.4389	pass

Temperature Interval (°C)	AC Voltage (V)	Frequency (MHz)	Deviation (ppm)	Result
25	4.25	5269.9959	-0.7739	pass
	5	5269.9983	-0.3161	pass
	5.75	5269.9923	-1.4584	pass

Product	Mimosa C5c		
Test Item	Frequency Stability		
Test Mode	Mode 2: Tx-Dipole ANT - 802.11ac(40M) - 5310MHz Ant0		
Date of Test	2017/02/15	Test Site	SR10-H

Temperature Interval (°C)	AC Voltage (V)	Frequency (MHz)	Deviation (ppm)	Result
-20	5	5310.0016	0.2922	pass
-10		5310.0023	0.4336	pass
0		5309.9983	-0.3171	pass
10		5309.9766	-4.4044	pass
20		5309.9947	-1.0061	pass
30		5309.9956	-0.8248	pass
40		5309.9610	-7.3540	pass
50		5309.9392	-11.4473	pass

Temperature Interval (°C)	AC Voltage (V)	Frequency (MHz)	Deviation (ppm)	Result
25	4.25	5310.0012	0.2232	pass
	5	5310.0042	0.7884	pass
	5.75	5310.0034	0.6486	pass

Product	Mimosa C5c		
Test Item	Frequency Stability		
Test Mode	Mode 2: Tx-Dipole ANT - 802.11ac(40M) - 5310MHz Ant1		
Date of Test	2017/02/15	Test Site	SR10-H

Temperature Interval (°C)	AC Voltage (V)	Frequency (MHz)	Deviation (ppm)	Result
-20	5	5310.0167	3.1407	pass
-10		5310.0070	1.3204	pass
0		5309.9992	-0.1544	pass
10		5309.9740	-4.8912	pass
20		5309.9625	-7.0712	pass
30		5309.9895	-1.9857	pass
40		5309.9732	-5.0451	pass
50		5309.9983	-0.3160	pass

Temperature Interval (°C)	AC Voltage (V)	Frequency (MHz)	Deviation (ppm)	Result
25	4.25	5309.9970	-0.5572	pass
	5	5309.9838	-3.0589	pass
	5.75	5309.9955	-0.8486	pass

Product	Mimosa C5c		
Test Item	Frequency Stability		
Test Mode	Mode 2: Tx-Dipole ANT - 802.11ac(80M) - 5290MHz Ant0		
Date of Test	2017/02/15	Test Site	SR10-H

Temperature Interval (°C)	AC Voltage (V)	Frequency (MHz)	Deviation (ppm)	Result
-20	5	5290.0171	3.2363	pass
-10		5290.0198	3.7347	pass
0		5289.9719	-5.3075	pass
10		5289.9602	-7.5309	pass
20		5289.9656	-6.5108	pass
30		5289.9786	-4.0443	pass
40		5289.9989	-0.1992	pass
50		5289.9435	-10.6869	pass

Temperature Interval (°C)	AC Voltage (V)	Frequency (MHz)	Deviation (ppm)	Result
25	4.25	5290.0042	0.7992	pass
	5	5289.9979	-0.3885	pass
	5.75	5290.0017	0.3303	pass

Product	Mimosa C5c		
Test Item	Frequency Stability		
Test Mode	Mode 2: Tx-Dipole ANT - 802.11ac(80M) - 5290MHz Ant1		
Date of Test	2017/02/15	Test Site	SR10-H

Temperature Interval (°C)	AC Voltage (V)	Frequency (MHz)	Deviation (ppm)	Result
-20	5	5290.0109	2.0669	pass
-10		5290.0020	0.3710	pass
0		5289.9753	-4.6658	pass
10		5289.9653	-6.5594	pass
20		5289.9925	-1.4220	pass
30		5289.9666	-6.3231	pass
40		5289.9645	-6.7036	pass
50		5289.9523	-9.0107	pass

Temperature Interval (°C)	AC Voltage (V)	Frequency (MHz)	Deviation (ppm)	Result
25	4.25	5290.0012	0.2234	pass
	5	5289.9887	-2.1363	pass
	5.75	5290.0016	0.3090	pass

Product	Mimosa C5c		
Test Item	Frequency Stability		
Test Mode	Mode 2: Tx-Dipole ANT - 802.11ac(20M) - 5500MHz Ant0		
Date of Test	2017/02/15	Test Site	SR10-H

Temperature Interval (°C)	AC Voltage (V)	Frequency (MHz)	Deviation (ppm)	Result
-20	5	5500.0157	2.8458	pass
-10		5500.0146	2.6577	pass
0		5499.9969	-0.5633	pass
10		5499.9841	-2.8897	pass
20		5499.9513	-8.8572	pass
30		5499.9670	-6.0004	pass
40		5499.9518	-8.7555	pass
50		5499.9946	-0.9859	pass

Temperature Interval (°C)	AC Voltage (V)	Frequency (MHz)	Deviation (ppm)	Result
25	4.25	5500.0084	1.5201	pass
	5	5499.9971	-0.5328	pass
	5.75	5500.0007	0.1304	pass

Product	Mimosa C5c		
Test Item	Frequency Stability		
Test Mode	Mode 2: Tx-Dipole ANT - 802.11ac(20M) - 5500MHz Ant1		
Date of Test	2017/02/15	Test Site	SR10-H

Temperature Interval (°C)	AC Voltage (V)	Frequency (MHz)	Deviation (ppm)	Result
-20	5	5500.0250	4.5523	pass
-10		5500.0141	2.5644	pass
0		5499.9876	-2.2536	pass
10		5499.9971	-0.5330	pass
20		5499.9821	-3.2500	pass
30		5499.9510	-8.9005	pass
40		5499.9906	-1.7064	pass
50		5499.9672	-5.9692	pass

Temperature Interval (°C)	AC Voltage (V)	Frequency (MHz)	Deviation (ppm)	Result
25	4.25	5500.0049	0.8887	pass
	5	5499.9936	-1.1601	pass
	5.75	5499.9932	-1.2398	pass

Product	Mimosa C5c		
Test Item	Frequency Stability		
Test Mode	Mode 2: Tx-Dipole ANT - 802.11ac(20M) - 5700MHz Ant0		
Date of Test	2017/02/15	Test Site	SR10-H

Temperature Interval (°C)	AC Voltage (V)	Frequency (MHz)	Deviation (ppm)	Result
-20	5	5700.0257	4.5096	pass
-10		5700.0156	2.7349	pass
0		5699.9907	-1.6334	pass
10		5699.9683	-5.5671	pass
20		5699.9910	-1.5752	pass
30		5699.9790	-3.6867	pass
40		5699.9855	-2.5473	pass
50		5699.9880	-2.1115	pass

Temperature Interval (°C)	AC Voltage (V)	Frequency (MHz)	Deviation (ppm)	Result
25	4.25	5700.0054	0.9463	pass
	5	5699.9862	-2.4183	pass
	5.75	5700.0019	0.3287	pass

Product	Mimosa C5c		
Test Item	Frequency Stability		
Test Mode	Mode 2: Tx-Dipole ANT - 802.11ac(20M) - 5700MHz Ant1		
Date of Test	2017/02/15	Test Site	SR10-H

Temperature Interval (°C)	AC Voltage (V)	Frequency (MHz)	Deviation (ppm)	Result
-20	5	5700.0023	0.3949	pass
-10		5700.0133	2.3314	pass
0		5699.9962	-0.6645	pass
10		5699.9960	-0.7016	pass
20		5699.9697	-5.3075	pass
30		5699.9931	-1.2072	pass
40		5699.9609	-6.8552	pass
50		5699.9972	-0.4953	pass

Temperature Interval (°C)	AC Voltage (V)	Frequency (MHz)	Deviation (ppm)	Result
25	4.25	5699.9949	-0.8868	pass
	5	5700.0001	0.0097	pass
	5.75	5700.0060	1.0607	pass

Product	Mimosa C5c		
Test Item	Frequency Stability		
Test Mode	Mode 2: Tx-Dipole ANT - 802.11ac(40M) - 5510MHz Ant0		
Date of Test	2017/02/15	Test Site	SR10-H

Temperature Interval (°C)	AC Voltage (V)	Frequency (MHz)	Deviation (ppm)	Result
-20	5	5510.0003	0.0469	pass
-10		5510.0145	2.6360	pass
0		5510.0000	-0.0039	pass
10		5509.9848	-2.7638	pass
20		5509.9928	-1.3018	pass
30		5509.9684	-5.7265	pass
40		5509.9687	-5.6729	pass
50		5509.9846	-2.8032	pass

Temperature Interval (°C)	AC Voltage (V)	Frequency (MHz)	Deviation (ppm)	Result
25	4.25	5509.9915	-1.5489	pass
	5	5509.9967	-0.5915	pass
	5.75	5510.0088	1.5886	pass

Product	Mimosa C5c		
Test Item	Frequency Stability		
Test Mode	Mode 2: Tx-Dipole ANT - 802.11ac(40M) - 5510MHz Ant1		
Date of Test	2017/02/15	Test Site	SR10-H

Temperature Interval (°C)	AC Voltage (V)	Frequency (MHz)	Deviation (ppm)	Result
-20	5	5510.0065	1.1778	pass
-10		5510.0007	0.1361	pass
0		5509.9789	-3.8266	pass
10		5509.9792	-3.7730	pass
20		5509.9528	-8.5576	pass
30		5509.9686	-5.7013	pass
40		5509.9999	-0.0249	pass
50		5509.9733	-4.8501	pass

Temperature Interval (°C)	AC Voltage (V)	Frequency (MHz)	Deviation (ppm)	Result
25	4.25	5510.0065	1.1877	pass
	5	5509.9878	-2.2060	pass
	5.75	5509.9984	-0.2820	pass

Product	Mimosa C5c		
Test Item	Frequency Stability		
Test Mode	Mode 2: Tx-Dipole ANT - 802.11ac(40M) - 5670MHz Ant0		
Date of Test	2017/02/15	Test Site	SR10-H

Temperature Interval (°C)	AC Voltage (V)	Frequency (MHz)	Deviation (ppm)	Result
-20	5	5670.0098	1.7207	pass
-10		5670.0115	2.0349	pass
0		5669.9707	-5.1661	pass
10		5669.9720	-4.9369	pass
20		5669.9640	-6.3527	pass
30		5669.9958	-0.7387	pass
40		5669.9565	-7.6671	pass
50		5669.9374	-11.0420	pass

Temperature Interval (°C)	AC Voltage (V)	Frequency (MHz)	Deviation (ppm)	Result
25	4.25	5669.9969	-0.5402	pass
	5	5669.9979	-0.3701	pass
	5.75	5669.9987	-0.2325	pass

Product	Mimosa C5c		
Test Item	Frequency Stability		
Test Mode	Mode 2: Tx-Dipole ANT - 802.11ac(40M) - 5670MHz Ant1		
Date of Test	2017/02/15	Test Site	SR10-H

Temperature Interval (°C)	AC Voltage (V)	Frequency (MHz)	Deviation (ppm)	Result
-20	5	5670.0219	3.8605	pass
-10		5670.0068	1.2011	pass
0		5669.9947	-0.9290	pass
10		5669.9773	-3.9989	pass
20		5669.9932	-1.1948	pass
30		5669.9935	-1.1542	pass
40		5669.9718	-4.9803	pass
50		5669.9331	-11.8064	pass

Temperature Interval (°C)	AC Voltage (V)	Frequency (MHz)	Deviation (ppm)	Result
25	4.25	5669.9985	-0.2600	pass
	5	5669.9864	-2.3931	pass
	5.75	5669.9982	-0.3219	pass

Product	Mimosa C5c		
Test Item	Frequency Stability		
Test Mode	Mode 2: Tx-Dipole ANT - 802.11ac(80M) - 5530MHz Ant0		
Date of Test	2017/02/15	Test Site	SR10-H

Temperature Interval (°C)	AC Voltage (V)	Frequency (MHz)	Deviation (ppm)	Result
-20	5	5530.0241	4.3526	pass
-10		5530.0111	2.0141	pass
0		5529.9825	-3.1596	pass
10		5529.9993	-0.1225	pass
20		5529.9974	-0.4626	pass
30		5529.9504	-8.9675	pass
40		5529.9513	-8.8102	pass
50		5529.9554	-8.0625	pass

Temperature Interval (°C)	AC Voltage (V)	Frequency (MHz)	Deviation (ppm)	Result
25	4.25	5530.0010	0.1807	pass
	5	5529.9847	-2.7721	pass
	5.75	5529.9937	-1.1347	pass

Product	Mimosa C5c		
Test Item	Frequency Stability		
Test Mode	Mode 2: Tx-Dipole ANT - 802.11ac(80M) - 5530MHz Ant1		
Date of Test	2017/02/15	Test Site	SR10-H

Temperature Interval (°C)	AC Voltage (V)	Frequency (MHz)	Deviation (ppm)	Result
-20	5	5530.0068	1.2356	pass
-10		5530.0148	2.6730	pass
0		5529.9884	-2.0981	pass
10		5529.9981	-0.3435	pass
20		5529.9890	-1.9939	pass
30		5529.9946	-0.9728	pass
40		5529.9941	-1.0732	pass
50		5529.9517	-8.7370	pass

Temperature Interval (°C)	AC Voltage (V)	Frequency (MHz)	Deviation (ppm)	Result
25	4.25	5530.0018	0.3319	pass
	5	5529.9987	-0.2316	pass
	5.75	5529.9938	-1.1173	pass

Product	Mimosa C5c		
Test Item	Frequency Stability		
Test Mode	Mode 2: Tx-Dipole ANT - 802.11ac(80M) - 5610MHz Ant0		
Date of Test	2017/02/15	Test Site	SR10-H

Temperature Interval (°C)	AC Voltage (V)	Frequency (MHz)	Deviation (ppm)	Result
-20	5	5610.0279	4.9777	pass
-10		5610.0065	1.1530	pass
0		5609.9820	-3.2037	pass
10		5609.9705	-5.2598	pass
20		5609.9524	-8.4929	pass
30		5609.9945	-0.9836	pass
40		5609.9913	-1.5426	pass
50		5609.9911	-1.5828	pass

Temperature Interval (°C)	AC Voltage (V)	Frequency (MHz)	Deviation (ppm)	Result
25	4.25	5610.0063	1.1315	pass
	5	5610.0004	0.0795	pass
	5.75	5609.9989	-0.1940	pass

Product	Mimosa C5c		
Test Item	Frequency Stability		
Test Mode	Mode 2: Tx-Dipole ANT - 802.11ac(80M) - 5610MHz Ant1		
Date of Test	2017/02/15	Test Site	SR10-H

Temperature Interval (°C)	AC Voltage (V)	Frequency (MHz)	Deviation (ppm)	Result
-20	5	5610.0012	0.2155	pass
-10		5610.0094	1.6821	pass
0		5609.9947	-0.9379	pass
10		5609.9744	-4.5584	pass
20		5609.9754	-4.3938	pass
30		5609.9582	-7.4512	pass
40		5609.9755	-4.3638	pass
50		5609.9703	-5.2897	pass

Temperature Interval (°C)	AC Voltage (V)	Frequency (MHz)	Deviation (ppm)	Result
25	4.25	5610.0034	0.5973	pass
	5	5609.9853	-2.6262	pass
	5.75	5609.9967	-0.5817	pass