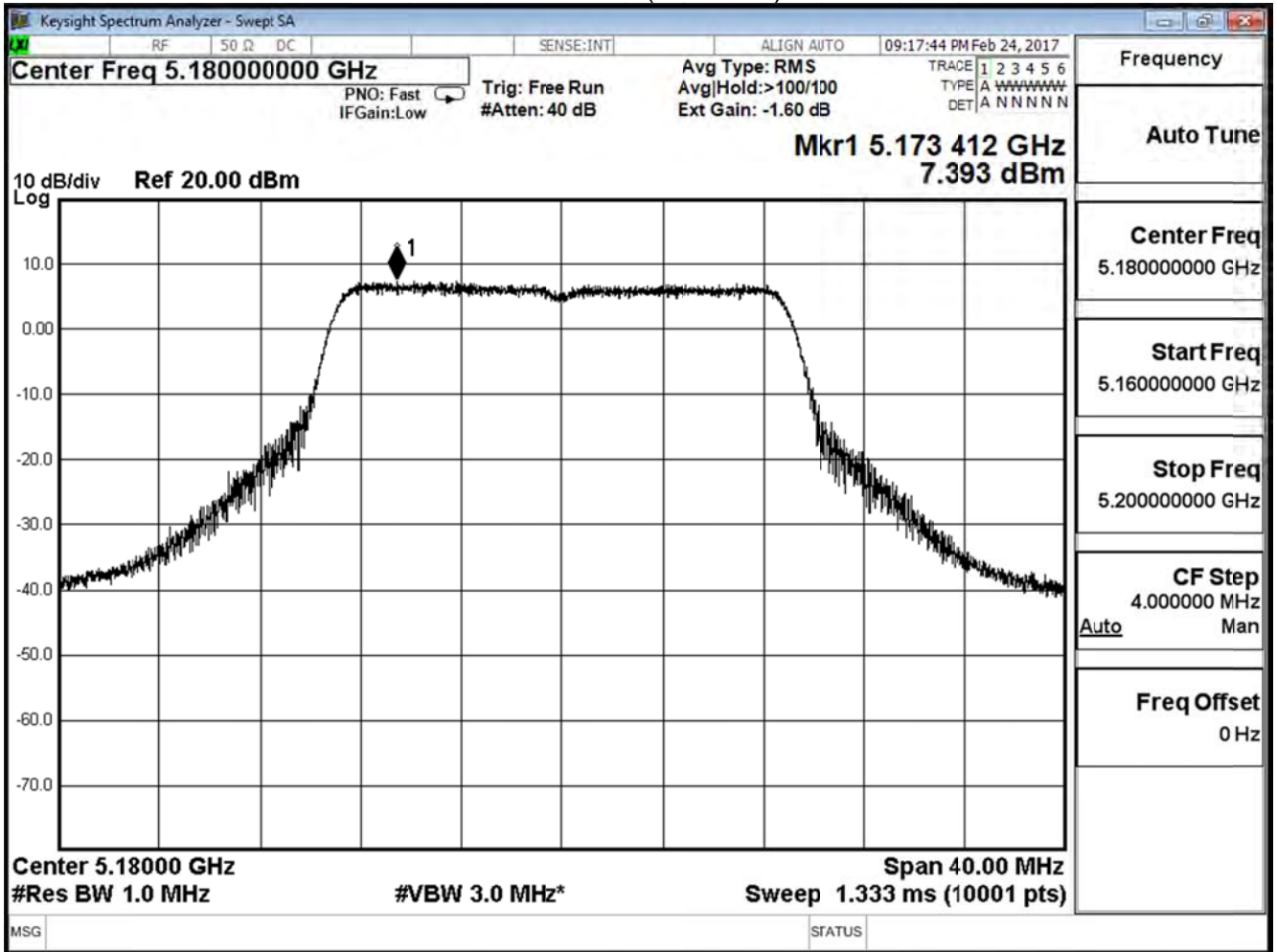


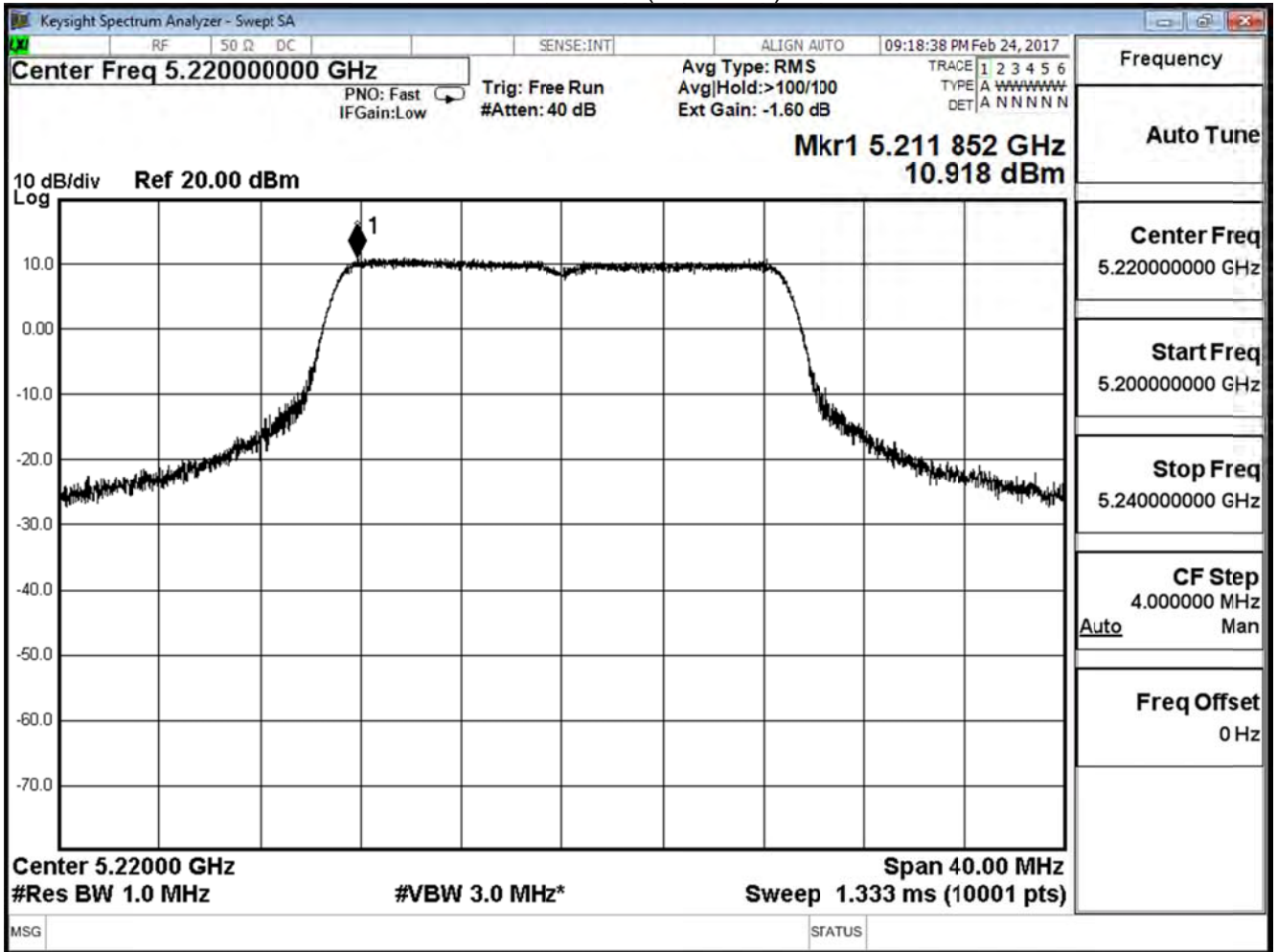
Product	Mimosa C5c		
Test Item	Peak Power Spectral Density		
Test Mode	Mode 2: Tx-Dipole ANT		
Date of Test	2017/02/24	Test Site	SR10-H

IEEE 802.11n(20MHz)(ANT 0)				
Channel No.	Frequency (MHz)	Measure Level (dBm)	Limit (dBm)	Result
36	5180	7.393	≤ 17	Pass
44	5220	10.918	≤ 17	Pass
48	5240	11.313	≤ 17	Pass

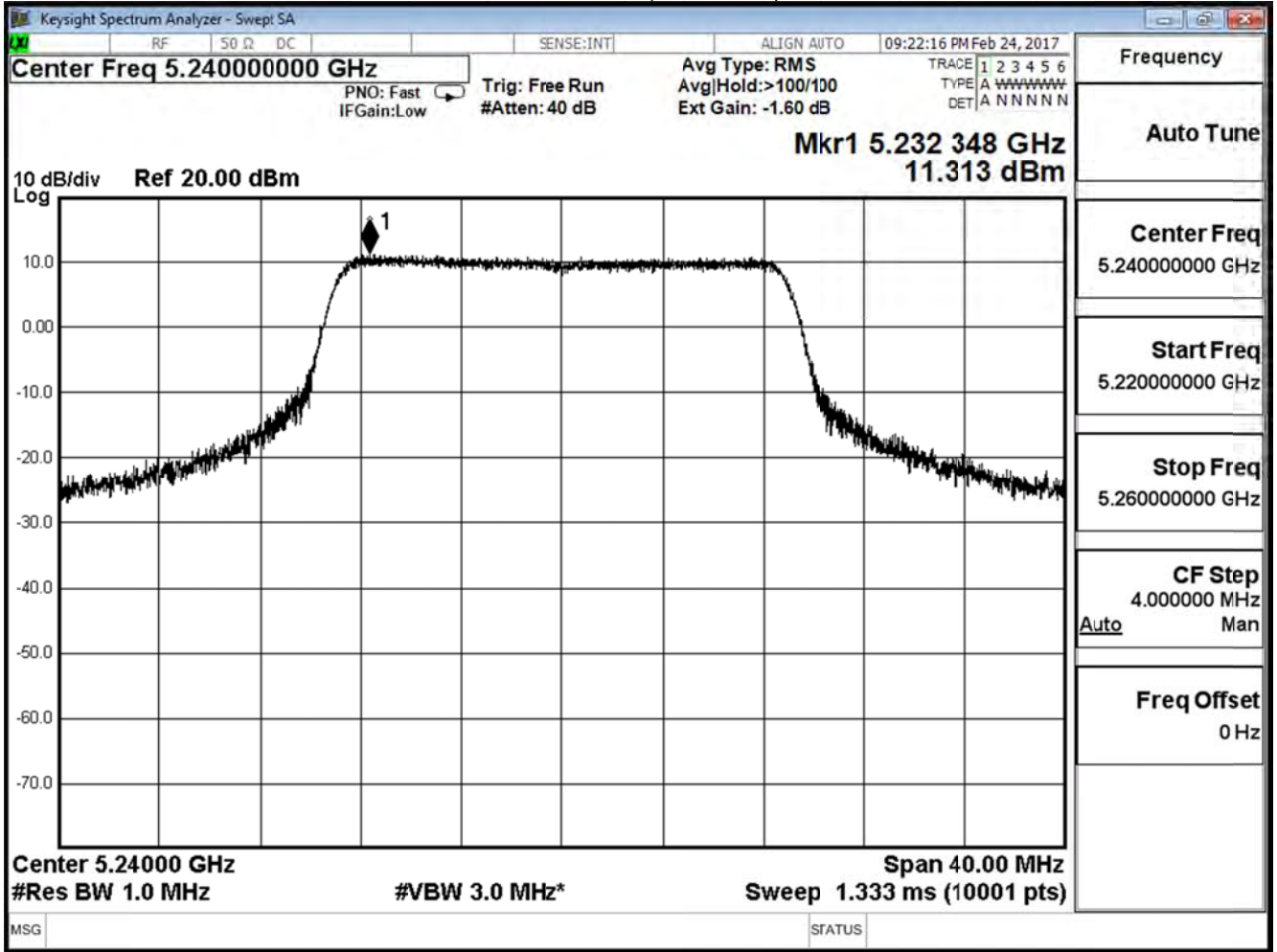
Channel 36 (5180MHz)



Channel 44 (5220MHz)



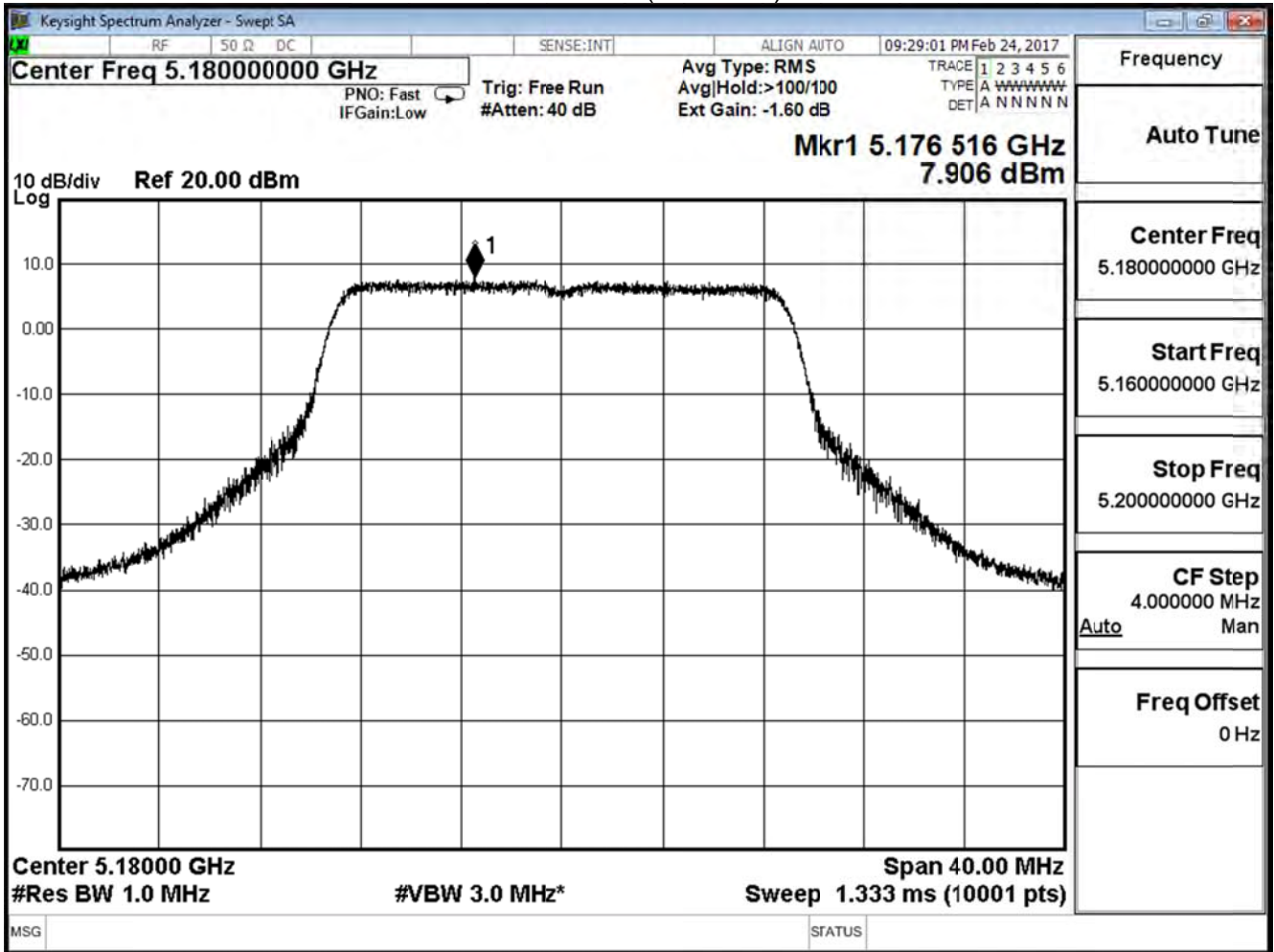
Channel 48 (5240MHz)



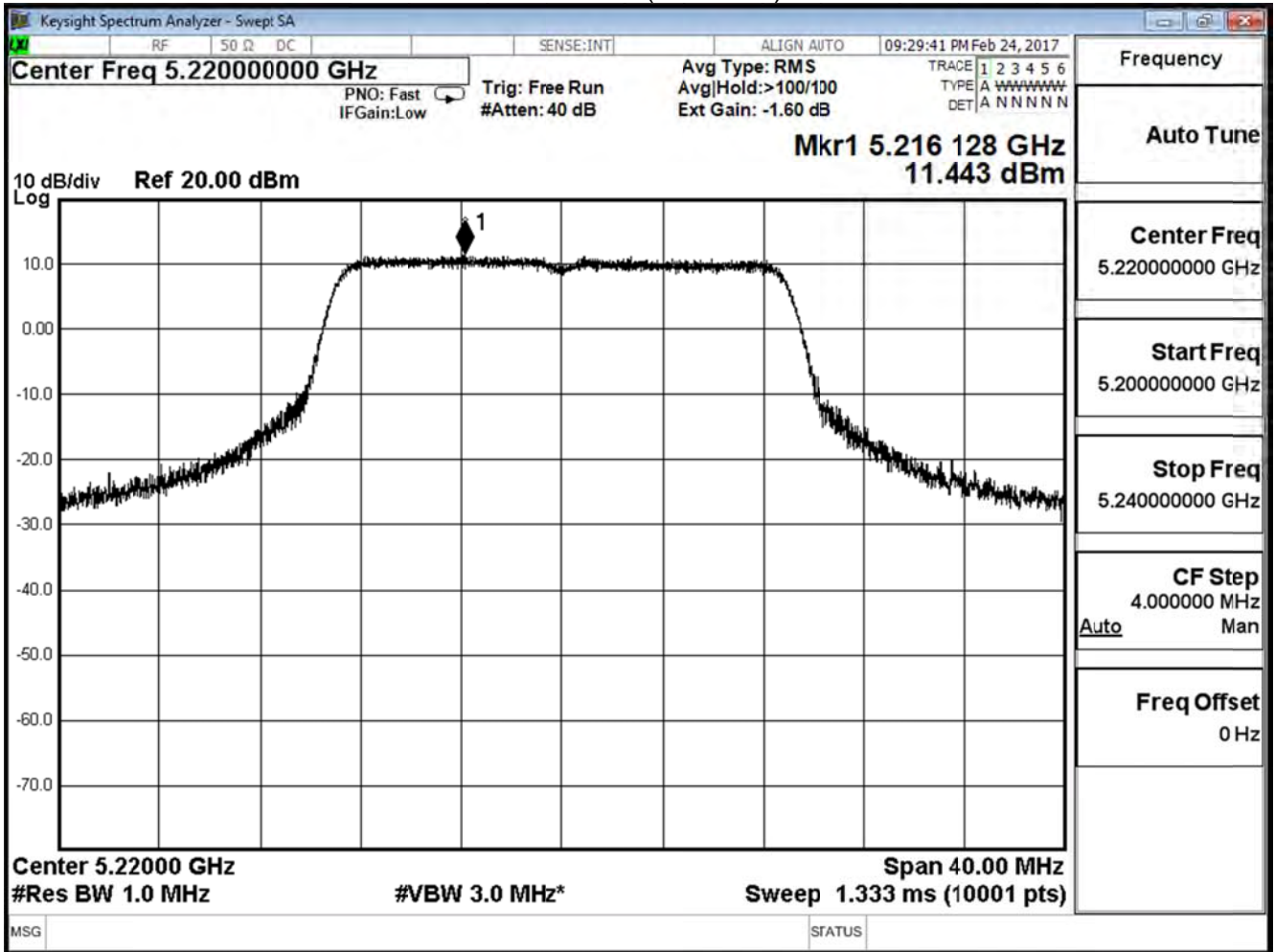
Product	Mimosa C5c		
Test Item	Peak Power Spectral Density		
Test Mode	Mode 2: Tx-Dipole ANT		
Date of Test	2017/02/24	Test Site	SR10-H

IEEE 802.11n(20MHz) (ANT 1)				
Channel No.	Frequency (MHz)	Measurement (dBm)	Limit (dBm)	Result
36	5180	7.906	≤ 17	Pass
44	5220	11.443	≤ 17	Pass
48	5240	11.707	≤ 17	Pass

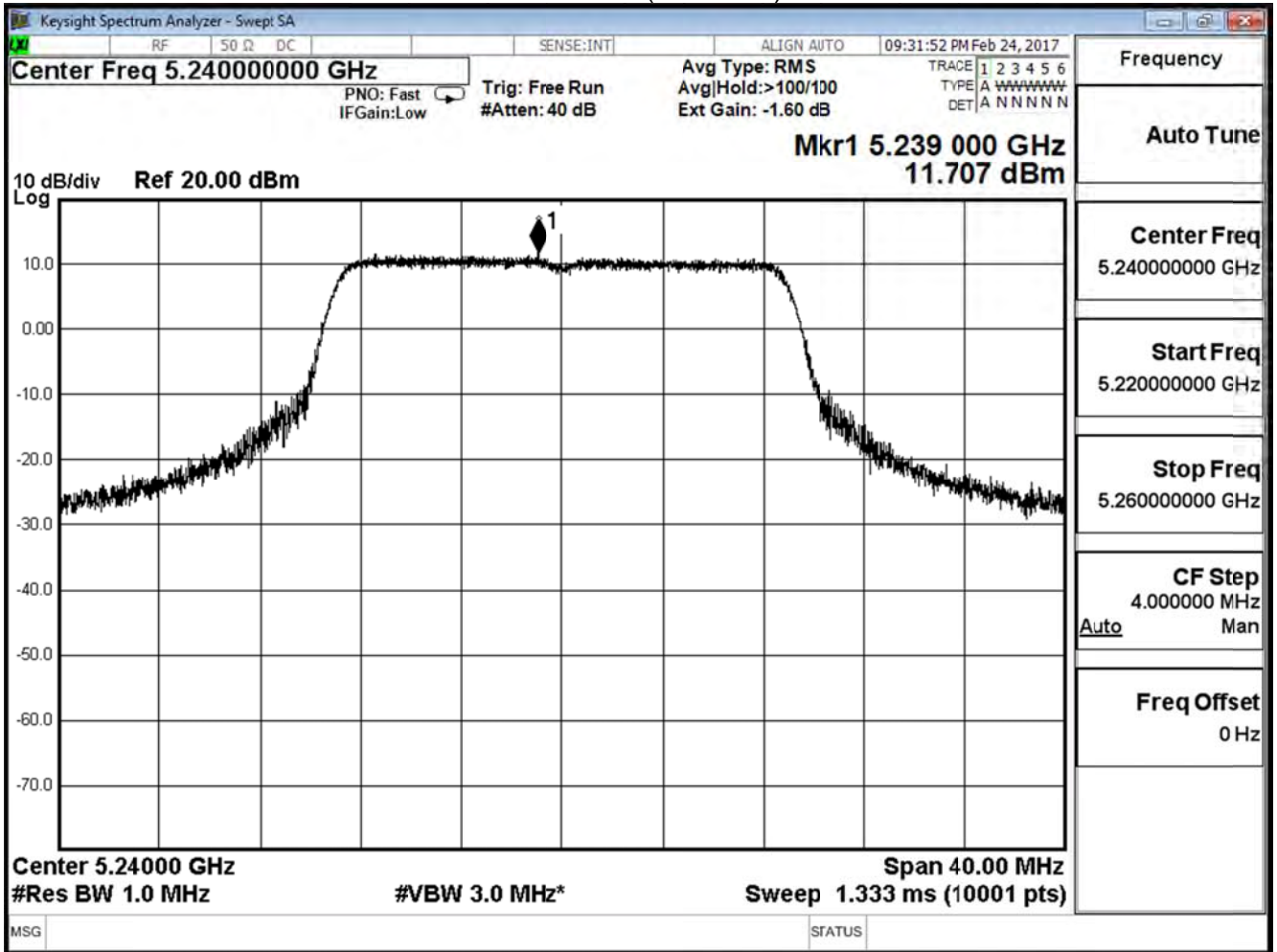
Channel 36 (5180MHz)



Channel 44 (5220MHz)



Channel 48 (5240MHz)



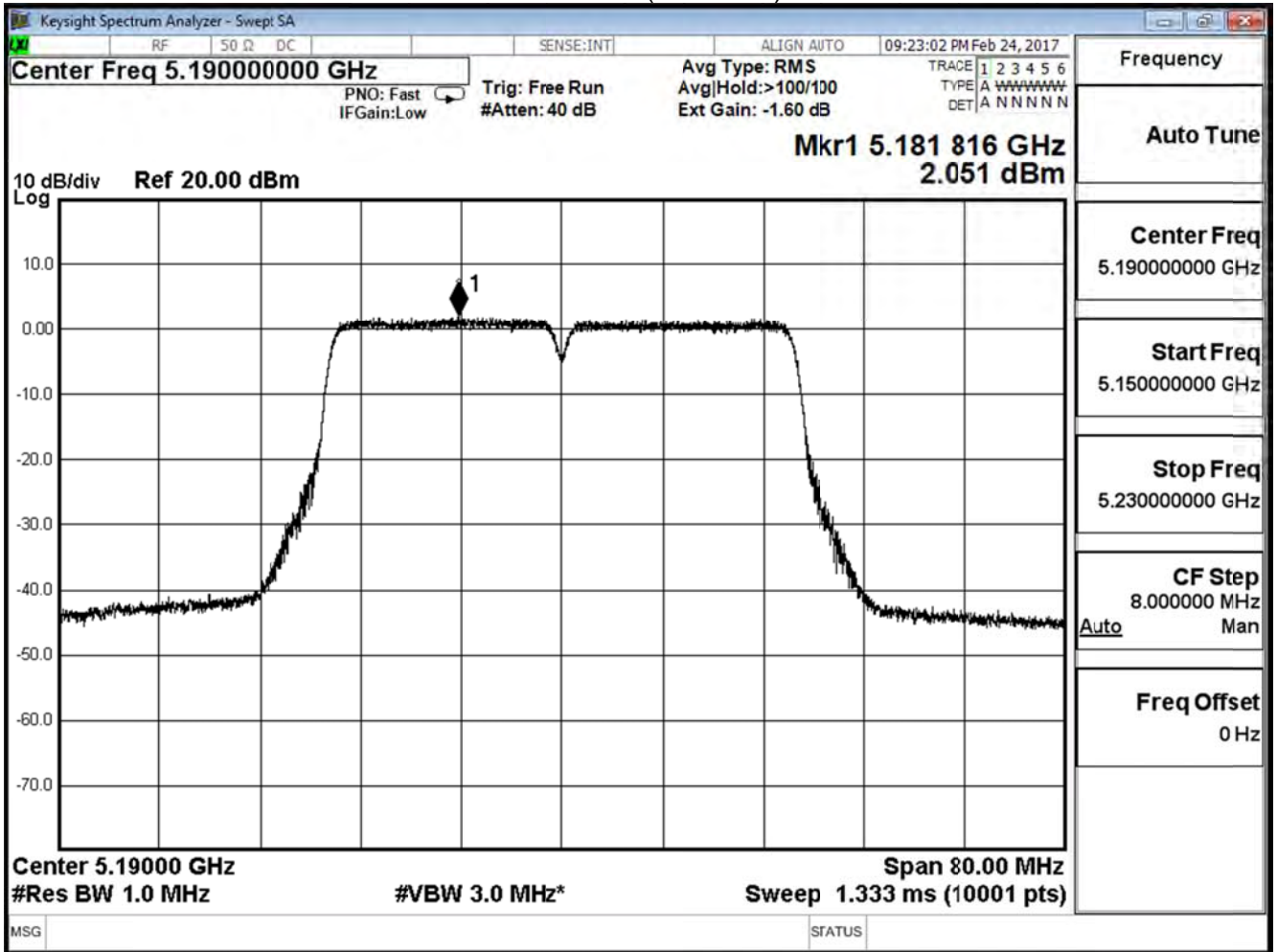
Product	Mimosa C5c		
Test Item	Peak Power Spectral Density		
Test Mode	Mode 2: Tx-Dipole ANT		
Date of Test	2017/02/24	Test Site	SR10-H

IEEE 802.11n(20MHz) (ANT 0+1)				
Channel No.	Frequency (MHz)	Measure Level (dBm)	Limit (dBm)	Result
36	5180	10.667	≤ 17	Pass
44	5220	14.199	≤ 17	Pass
48	5240	14.525	≤ 17	Pass

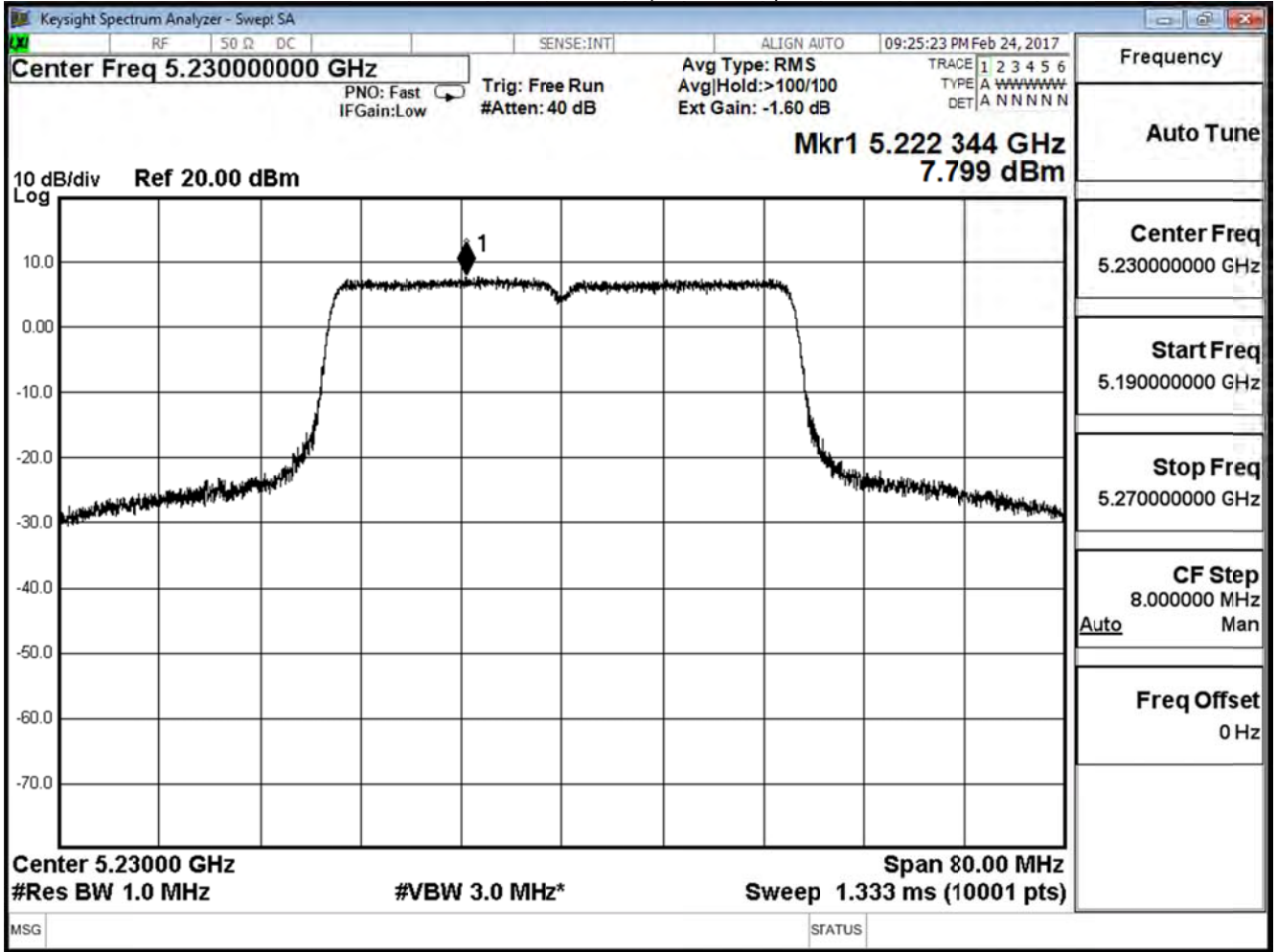
Product	Mimosa C5c		
Test Item	Peak Power Spectral Density		
Test Mode	Mode 2: Tx-Dipole ANT		
Date of Test	2017/02/24	Test Site	SR10-H

IEEE 802.11n(40MHz)(ANT 0)				
Channel No.	Frequency (MHz)	Measure Level (dBm)	Limit (dBm)	Result
38	5190	2.051	≤ 17	Pass
46	5230	7.799	≤ 17	Pass

Channel 38 (5190MHz)



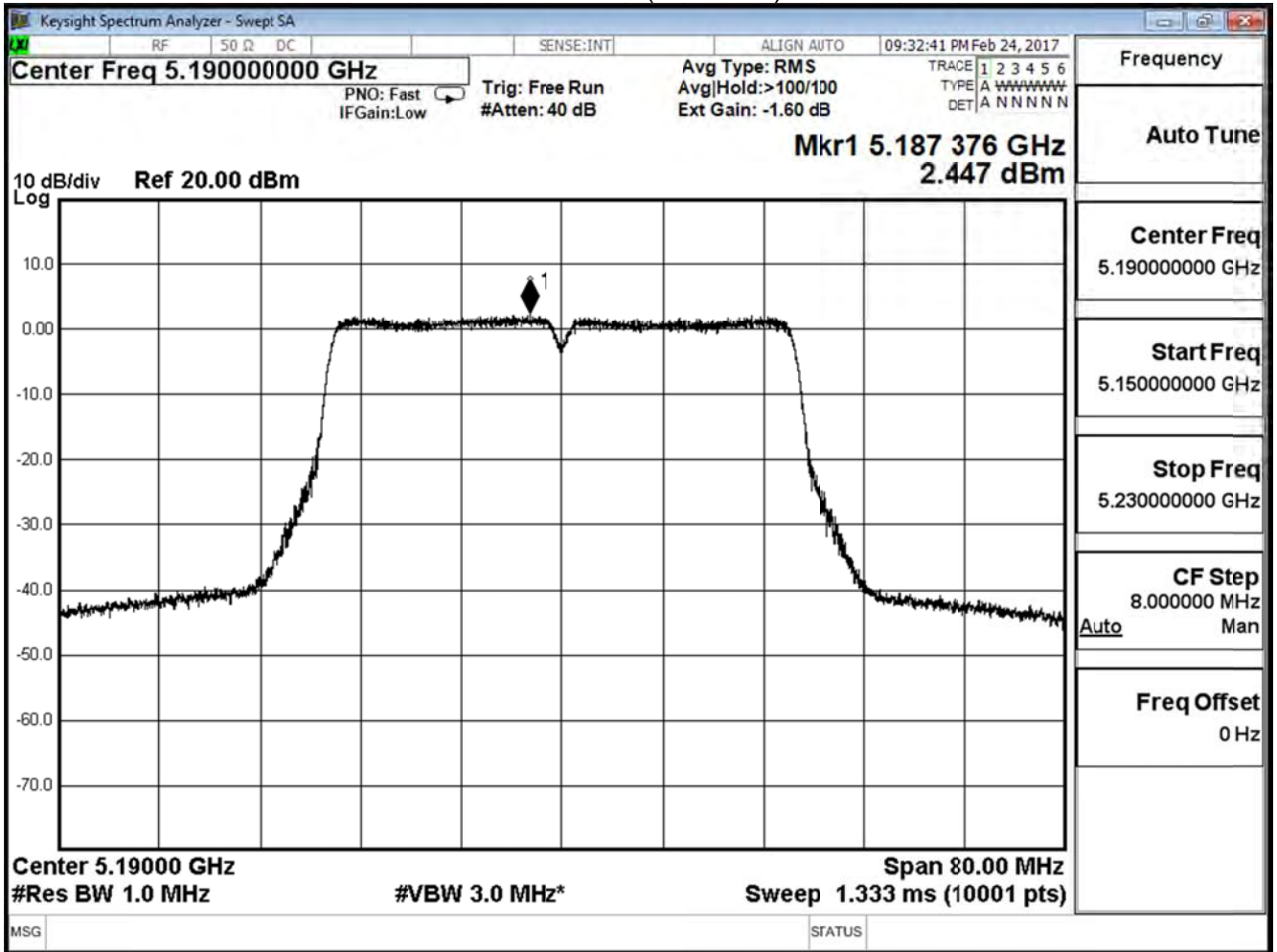
Channel 46 (5230MHz)



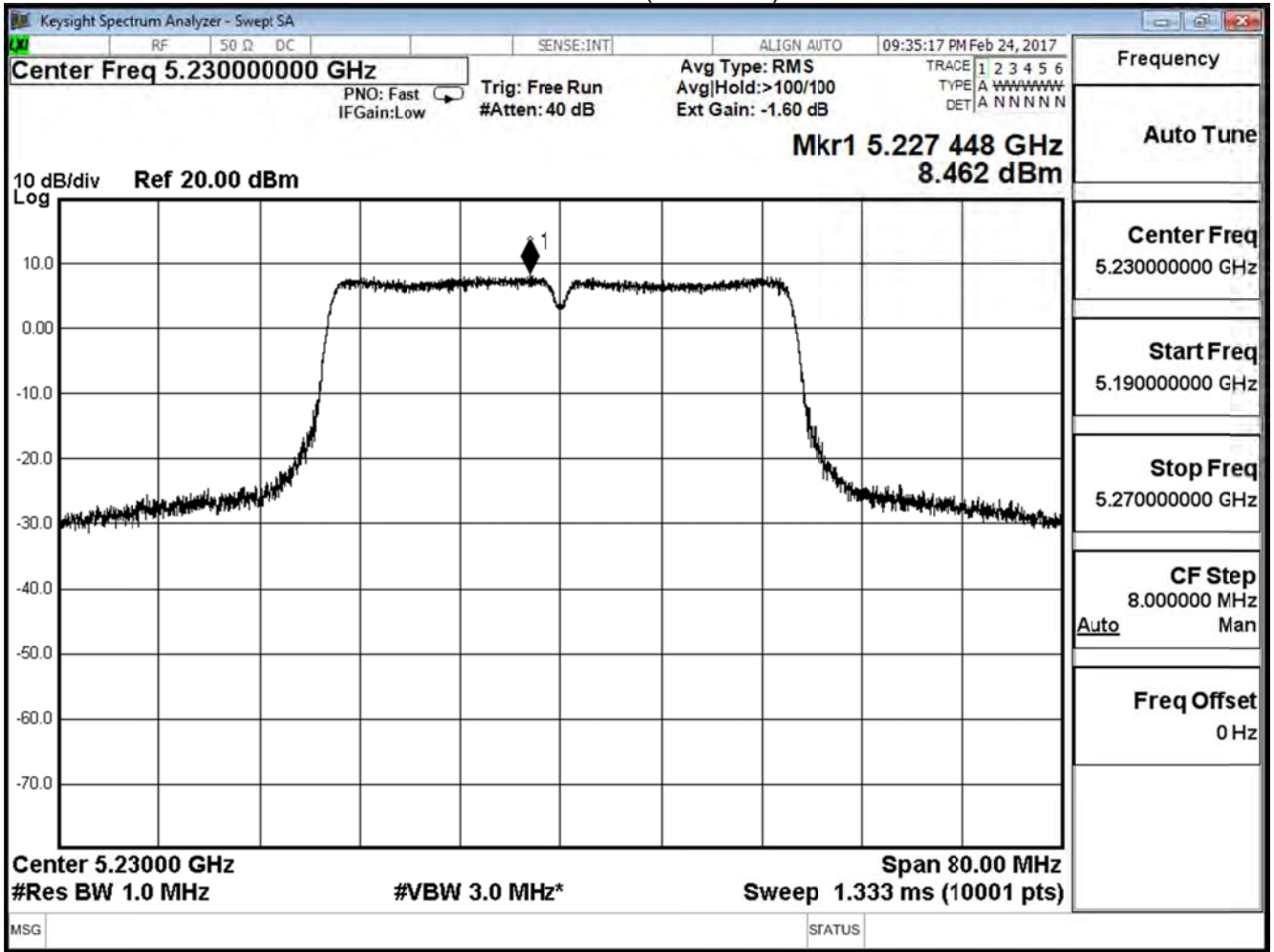
Product	Mimosa C5c		
Test Item	Peak Power Spectral Density		
Test Mode	Mode 2: Tx-Dipole ANT		
Date of Test	2017/02/24	Test Site	SR10-H

IEEE 802.11n(40MHz) (ANT 1)				
Channel No.	Frequency (MHz)	Measurement (dBm)	Limit (dBm)	Result
38	5190	2.447	≤ 17	Pass
46	5230	8.462	≤ 17	Pass

Channel 38 (5190MHz)



Channel 46 (5230MHz)



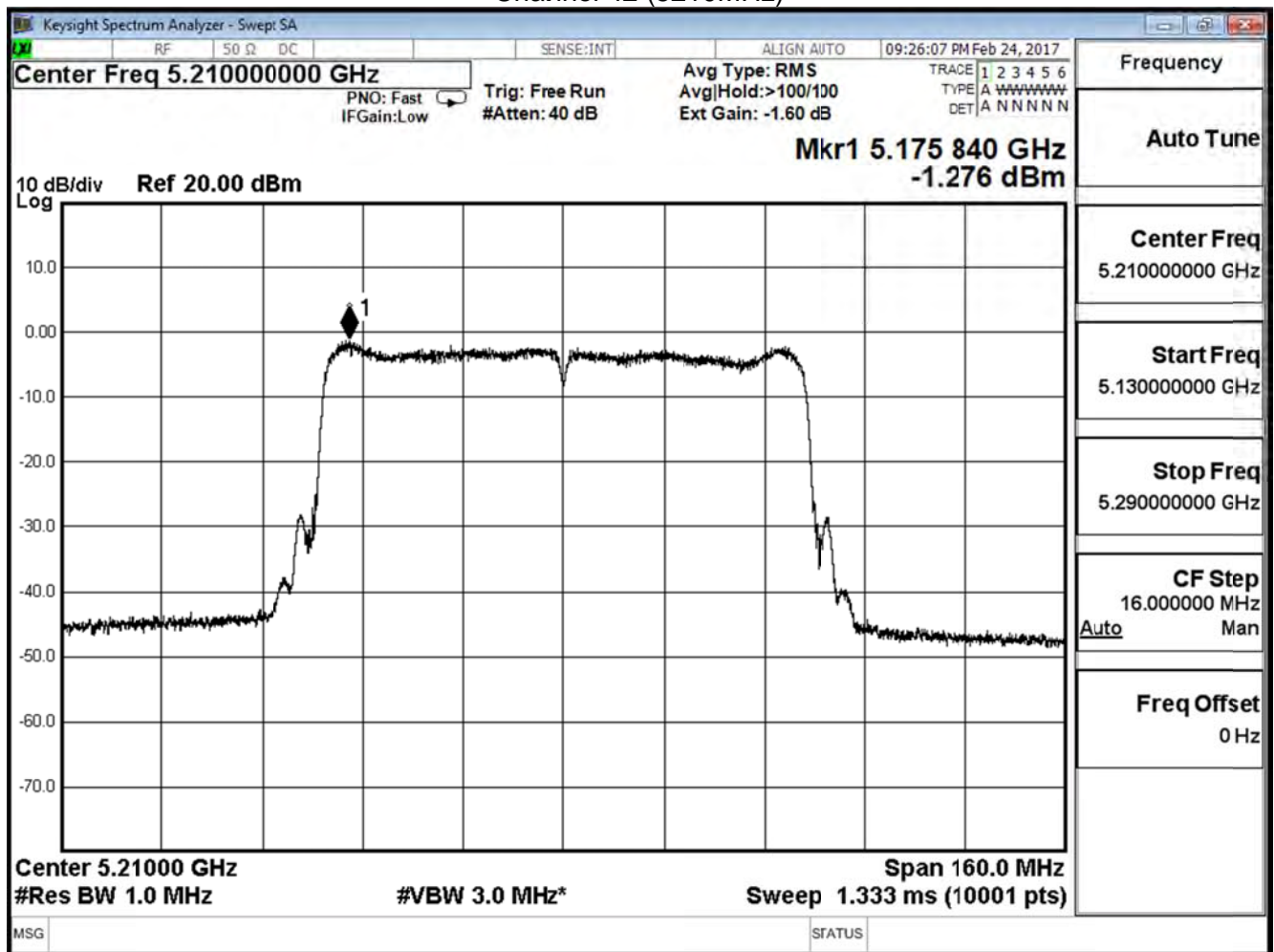
Product	Mimosa C5c		
Test Item	Peak Power Spectral Density		
Test Mode	Mode 2: Tx-Dipole ANT		
Date of Test	2017/02/24	Test Site	SR10-H

IEEE 802.11n(40MHz) (ANT 0+1)				
Channel No.	Frequency (MHz)	Measure Level (dBm)	Limit (dBm)	Result
38	5190	5.264	≤ 17	Pass
46	5230	11.153	≤ 17	Pass

Product	Mimosa C5c		
Test Item	Peak Power Spectral Density		
Test Mode	Mode 2: Tx-Dipole ANT		
Date of Test	2017/02/24	Test Site	SR10-H

IEEE 802.11ac(80MHz)(ANT 0)				
Channel No.	Frequency (MHz)	Measure Level (dBm)	Limit (dBm)	Result
42	5210	-1.276	≤ 17	Pass

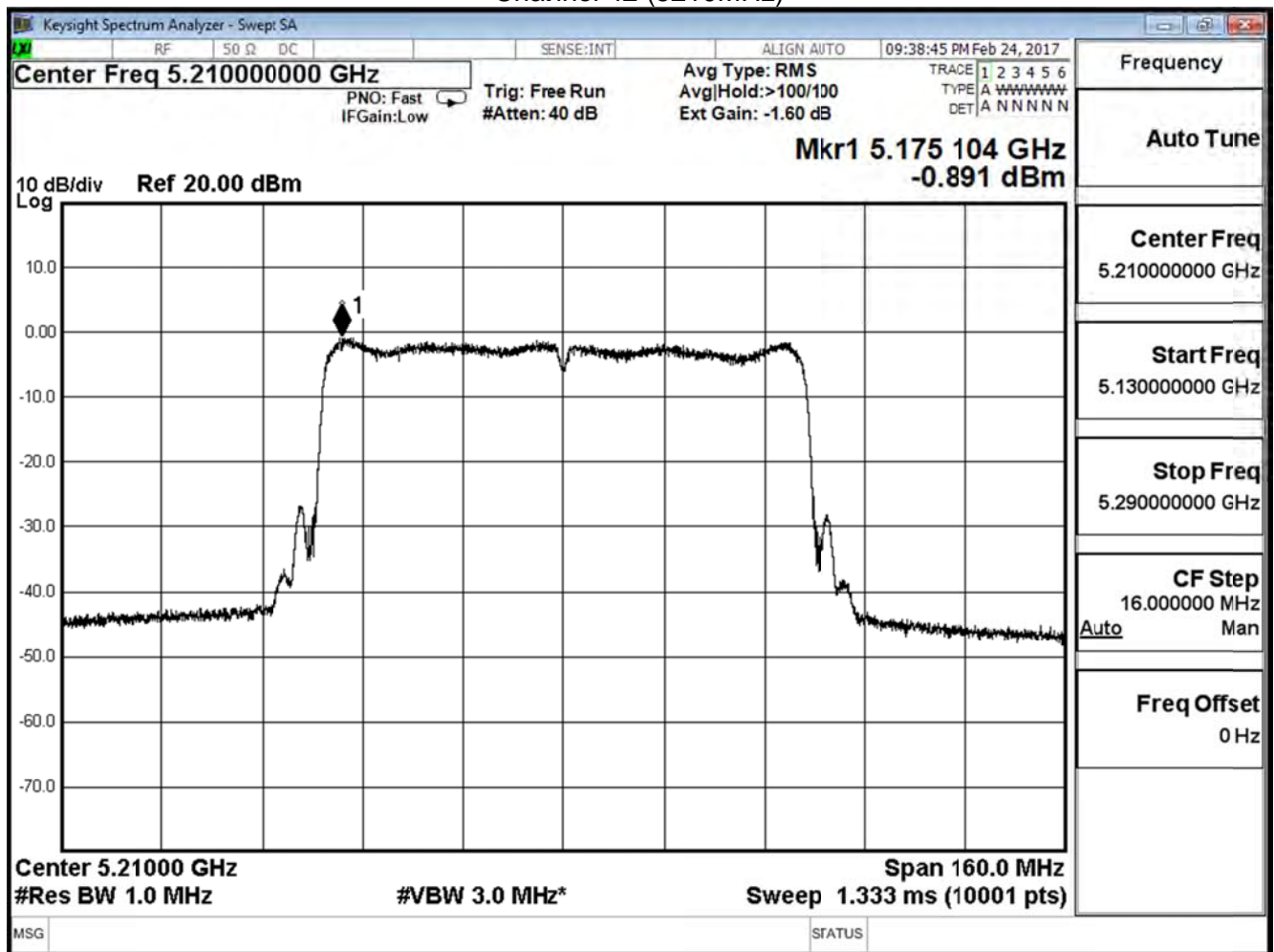
Channel 42 (5210MHz)



Product	Mimosa C5c		
Test Item	Peak Power Spectral Density		
Test Mode	Mode 2: Tx-Dipole ANT		
Date of Test	2017/02/24	Test Site	SR10-H

IEEE 802.11ac(80MHz) (ANT 1)				
Channel No.	Frequency (MHz)	Measurement (dBm)	Limit (dBm)	Result
42	5210	-0.891	≤ 17	Pass

Channel 42 (5210MHz)



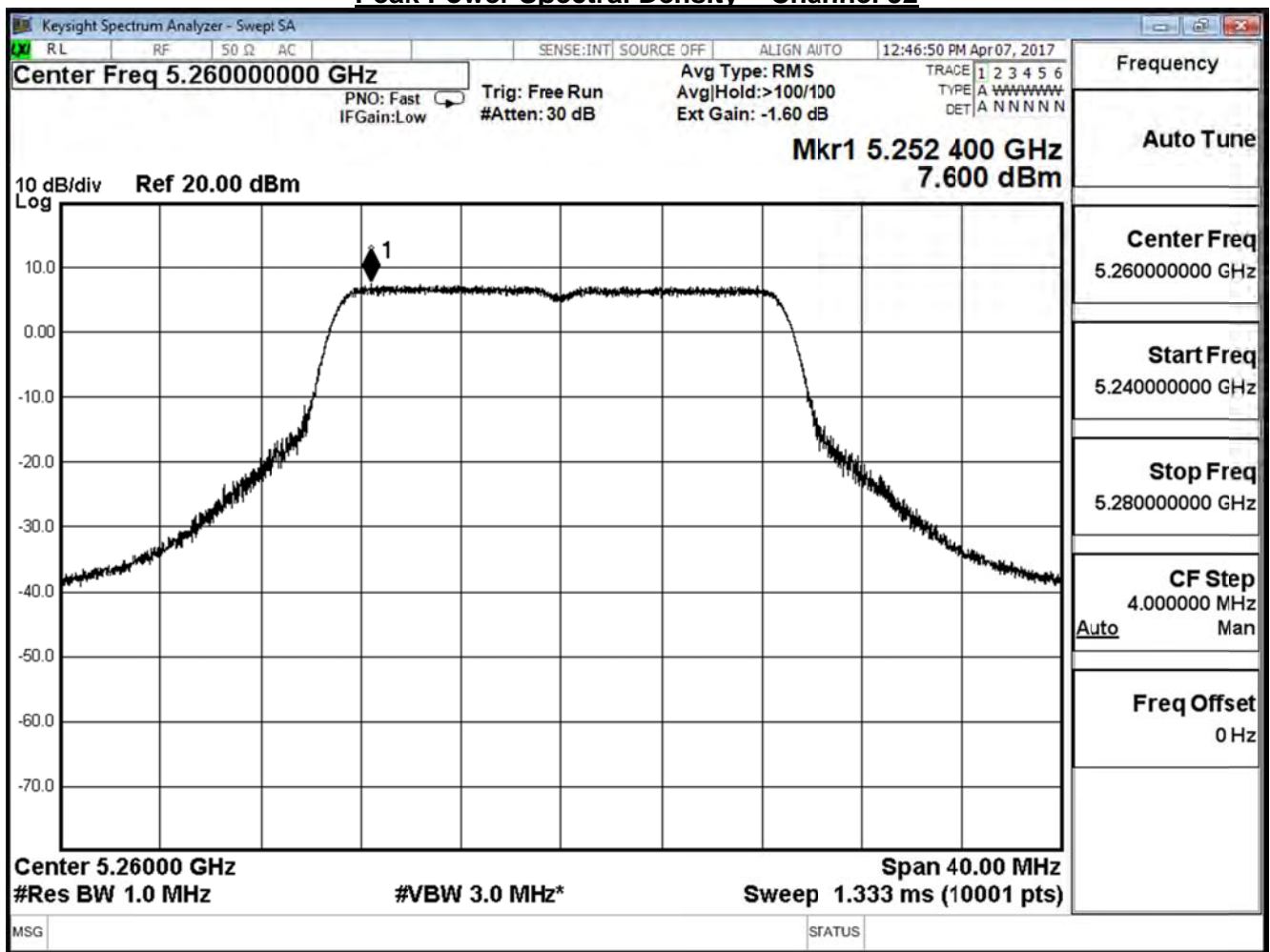
Product	Mimosa C5c		
Test Item	Peak Power Spectral Density		
Test Mode	Mode 2: Tx-Dipole ANT		
Date of Test	2017/02/24	Test Site	SR10-H

IEEE 802.11ac(80MHz)(ANT 0+1)				
Channel No.	Frequency (MHz)	Measure Level (dBm)	Limit (dBm)	Result
42	5210	1.931	≤ 17	Pass

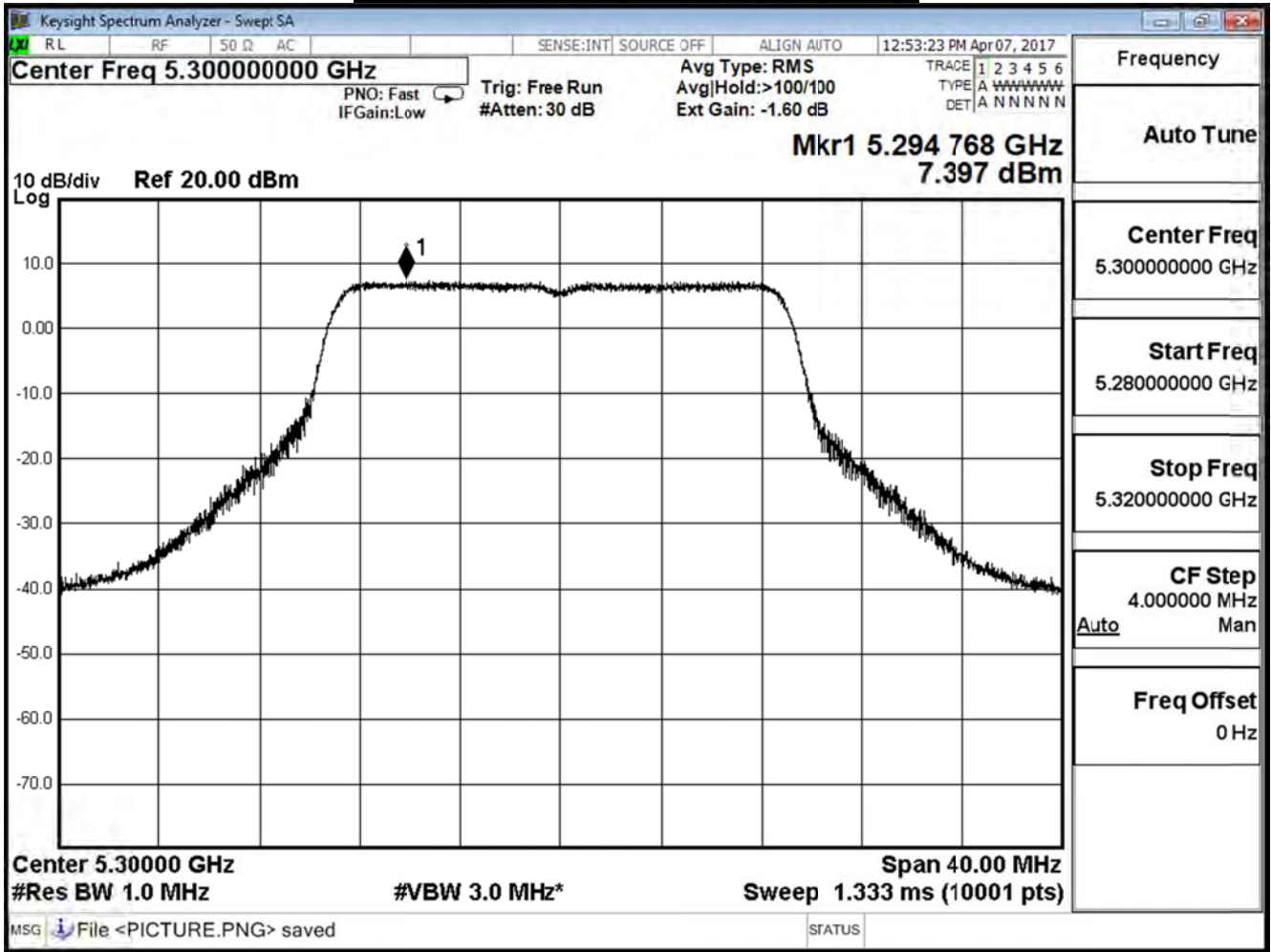
Product	Mimosa C5c		
Test Item	Peak Power Spectral Density		
Test Mode	Mode 2: Tx-Dipole ANT		
Date of Test	2017/04/07	Test Site	SR10-H

IEEE 802.11n_20M(ANT 0)				
Channel No.	Frequency (MHz)	Measure Level (dBm)	Limit (dBm)	Result
52	5260	7.600	≤ 11	Pass
60	5300	7.397	≤ 11	Pass
64	5320	7.654	≤ 11	Pass

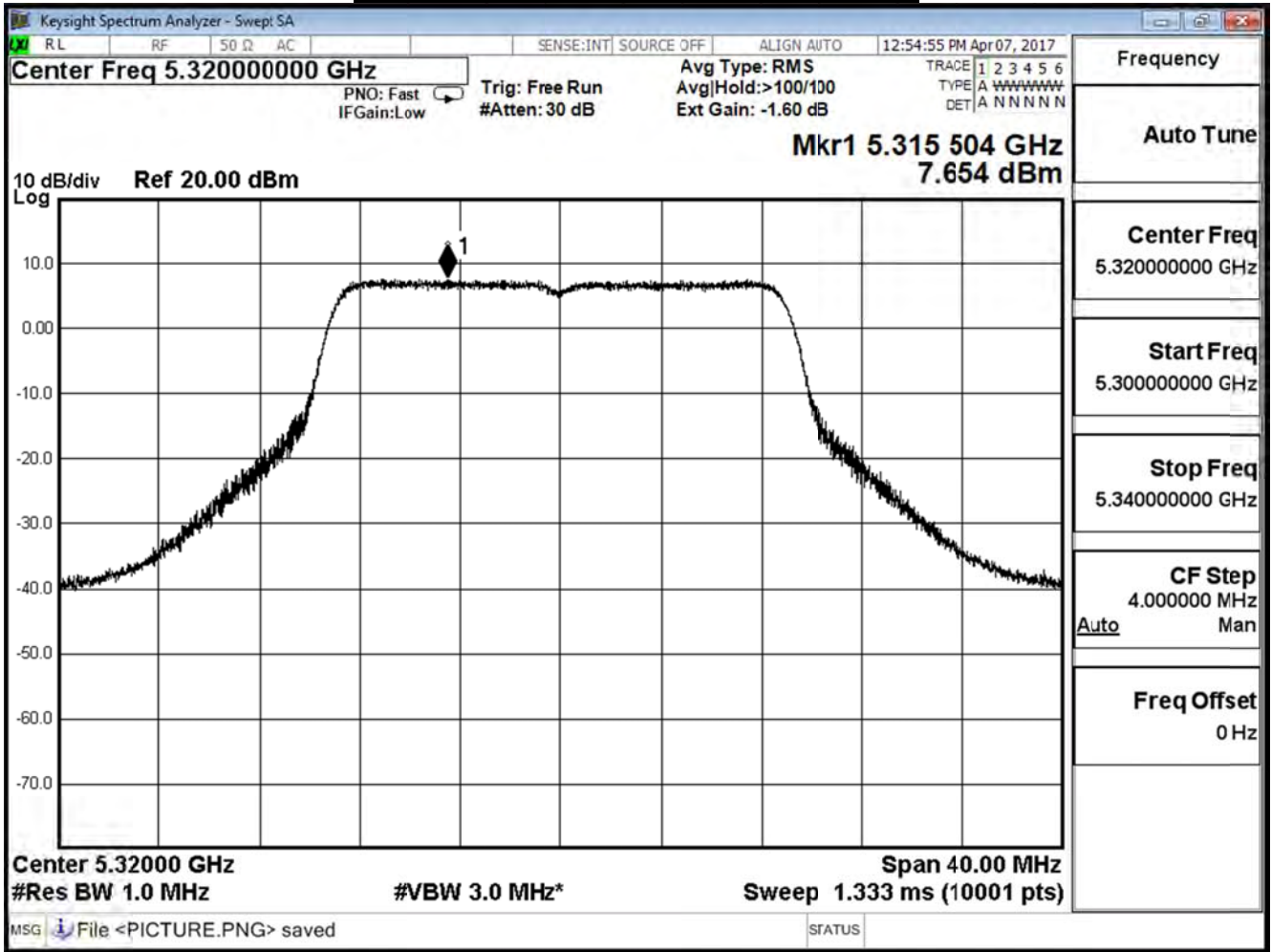
Peak Power Spectral Density – Channel 52



Peak Power Spectral Density – Channel 60



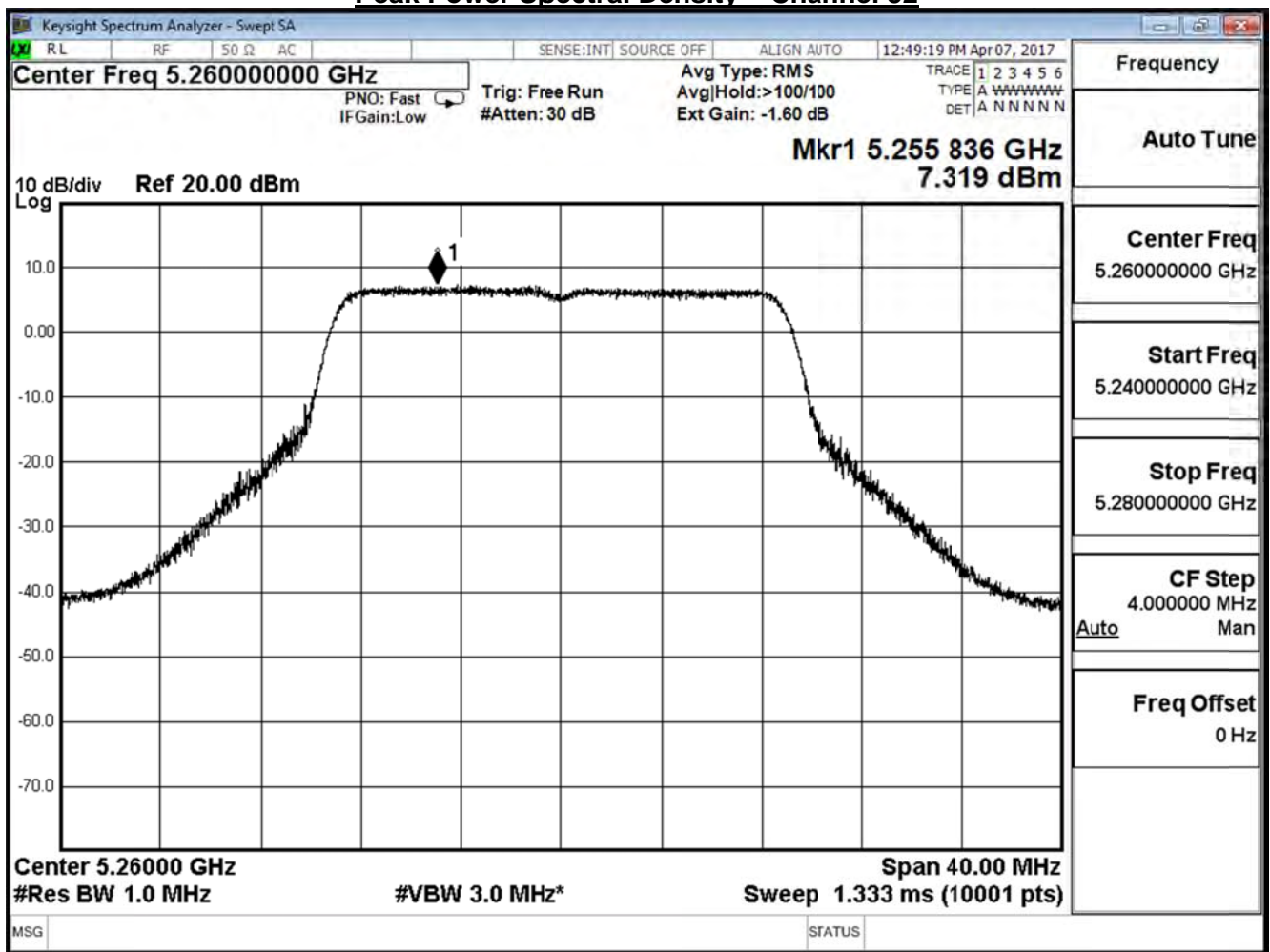
Peak Power Spectral Density – Channel 64



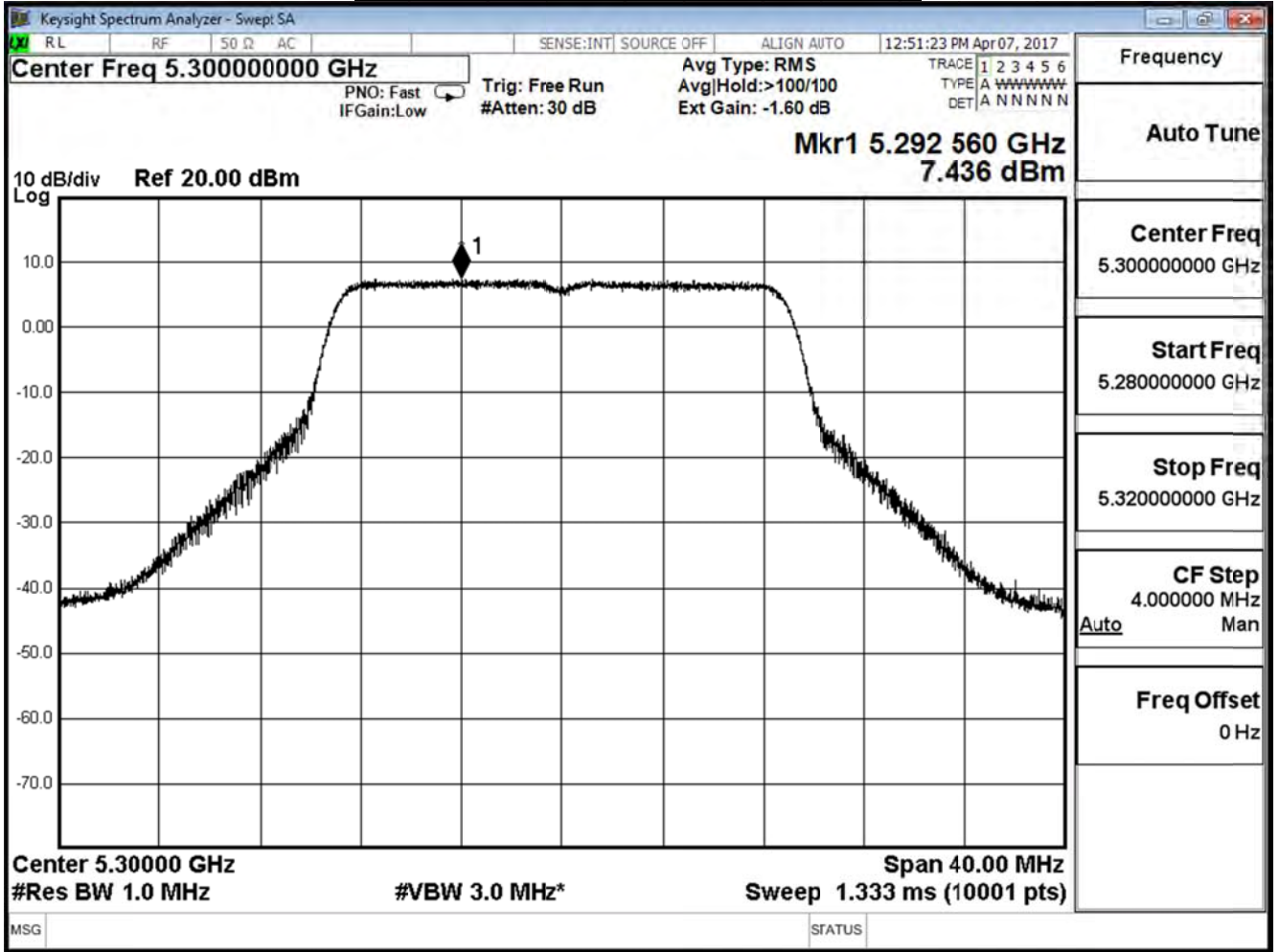
Product	Mimosa C5c		
Test Item	Peak Power Spectral Density		
Test Mode	Mode 2: Tx-Dipole ANT		
Date of Test	2017/04/07	Test Site	SR10-H

IEEE 802.11n_20M(ANT 1)				
Channel No.	Frequency (MHz)	Measure Level (dBm)	Limit (dBm)	Result
52	5260	7.319	≤ 11	Pass
60	5300	7.436	≤ 11	Pass
64	5320	7.804	≤ 11	Pass

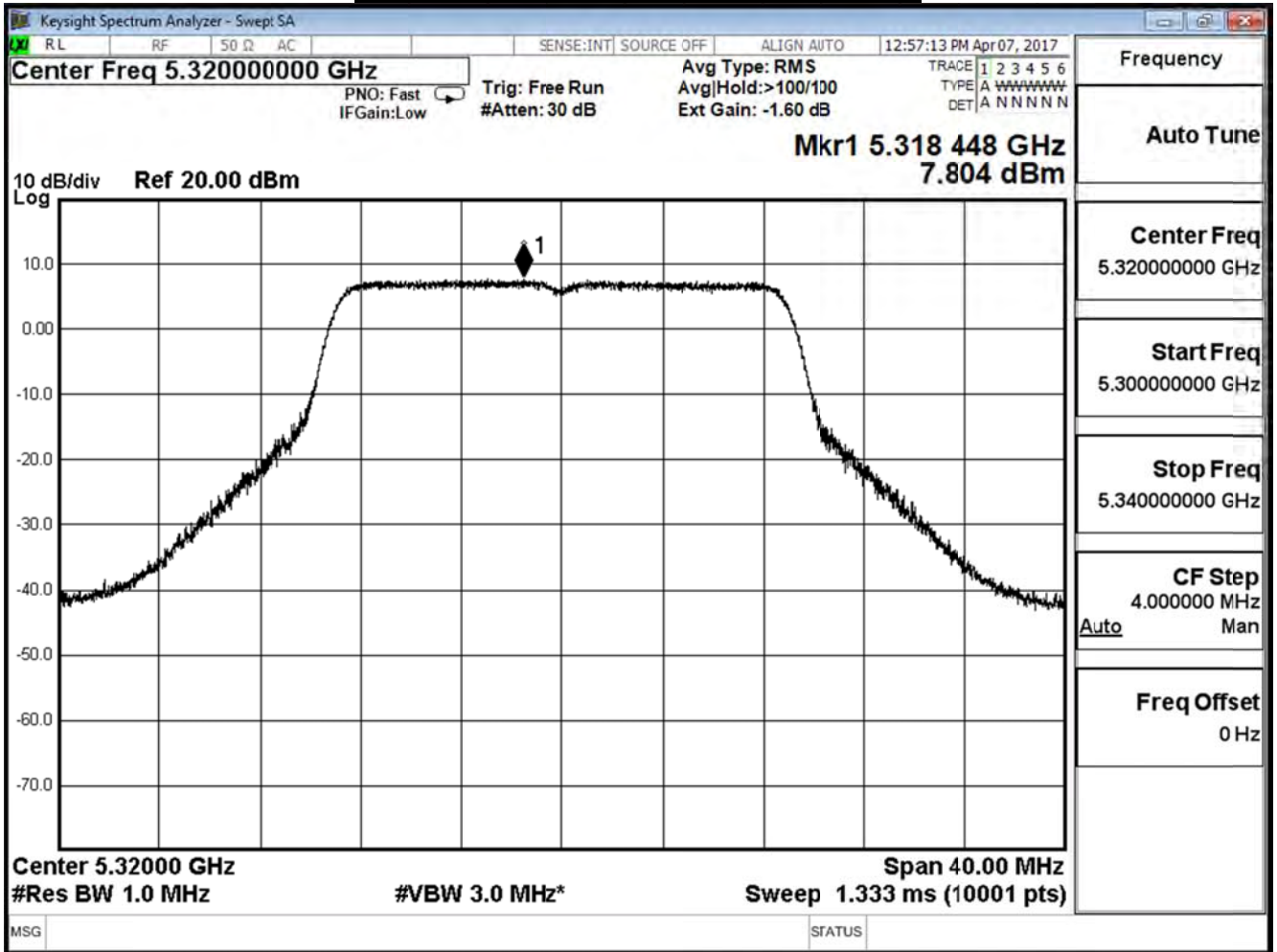
Peak Power Spectral Density – Channel 52



Peak Power Spectral Density – Channel 60



Peak Power Spectral Density – Channel 64



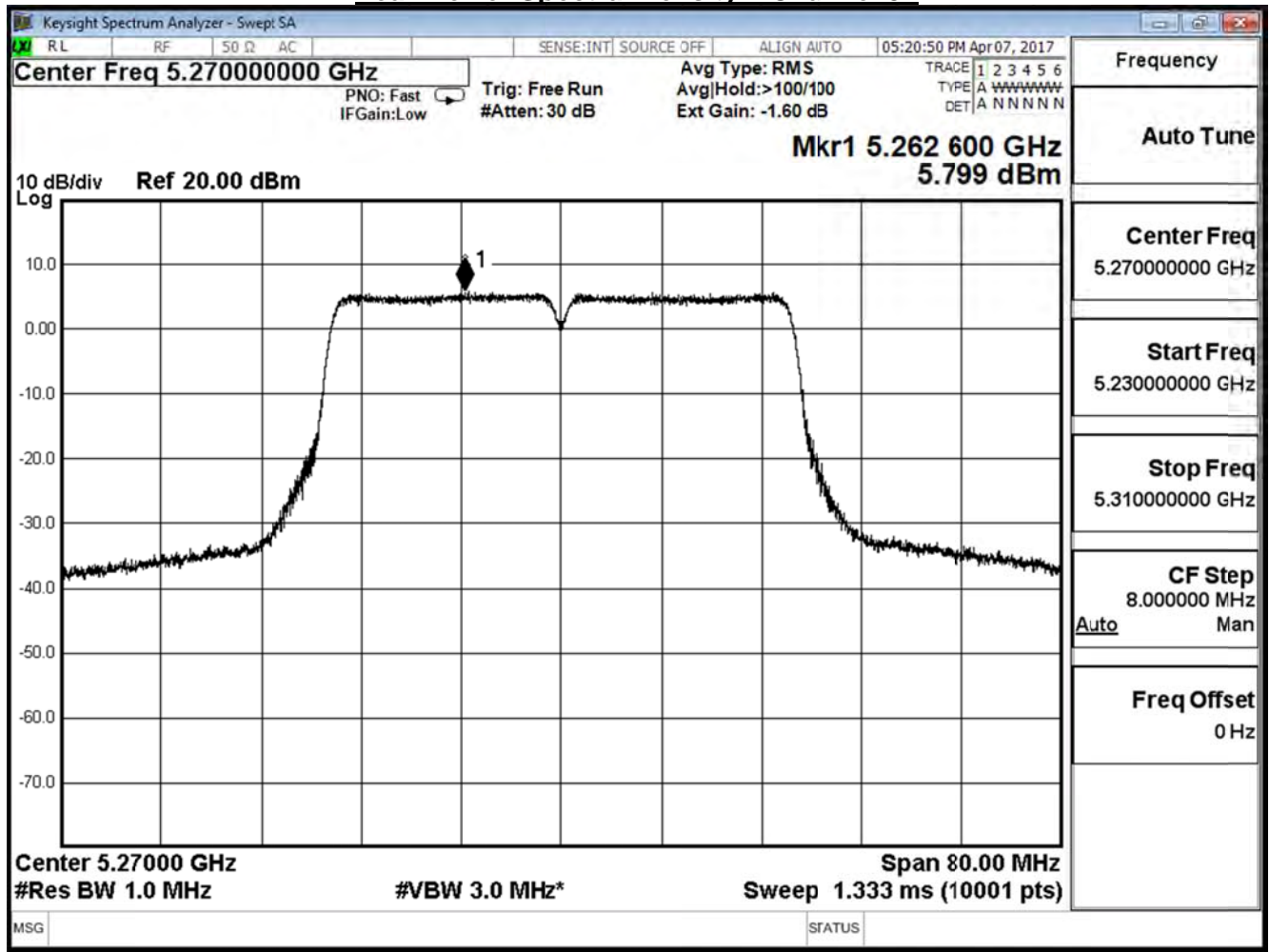
Product	Mimosa C5c		
Test Item	Peak Power Spectral Density		
Test Mode	Mode 2: Tx-Dipole ANT		
Date of Test	2017/04/07	Test Site	SR10-H

IEEE 802.11n_20M(ANT 0+1)				
Channel No.	Frequency (MHz)	Measure Level (dBm)	Limit (dBm)	Result
36	5180	10.472	≤ 17	Pass
44	5220	10.427	≤ 17	Pass
48	5240	10.740	≤ 17	Pass

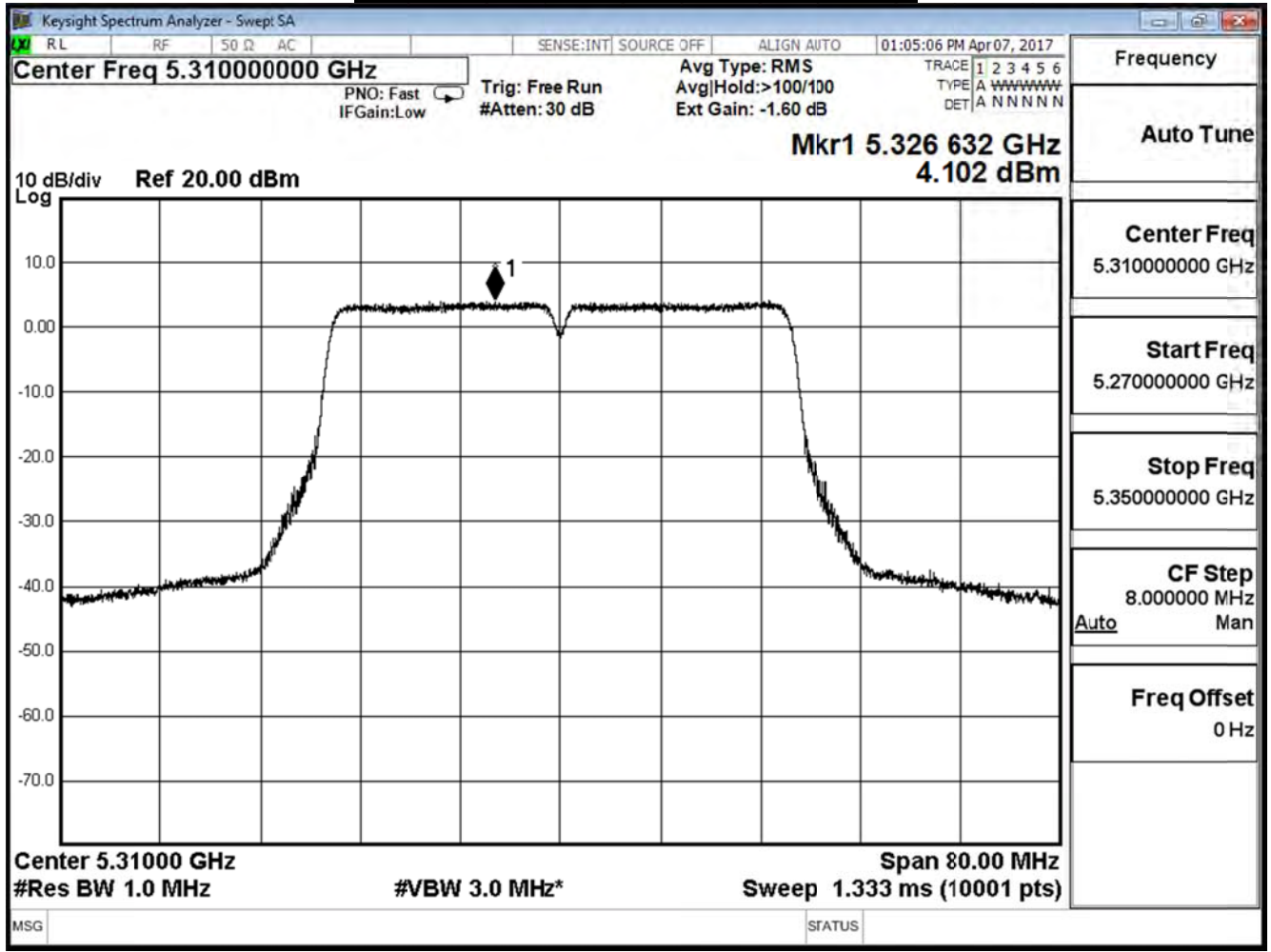
Product	Mimosa C5c		
Test Item	Peak Power Spectral Density		
Test Mode	Mode 2: Tx-Dipole ANT		
Date of Test	2017/04/07	Test Site	SR10-H

IEEE 802.11n_40M(ANT 0)			
Channel No.	Frequency (MHz)	Measure Level (dBm)	Limit (dBm)
54	5270	5.799	≤ 11
62	5310	4.102	≤ 11

Peak Power Spectral Density – Channel 54



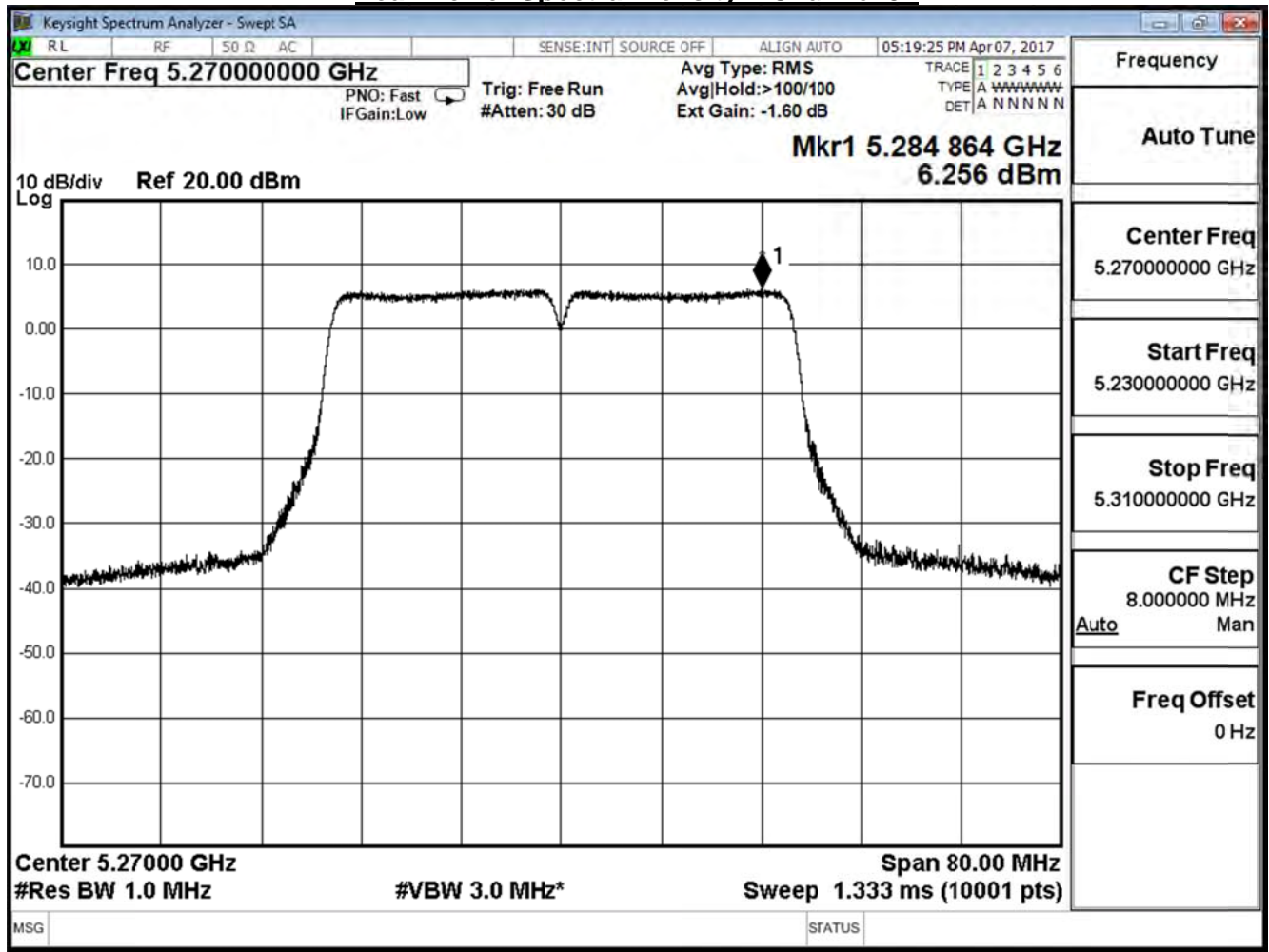
Peak Power Spectral Density – Channel 62



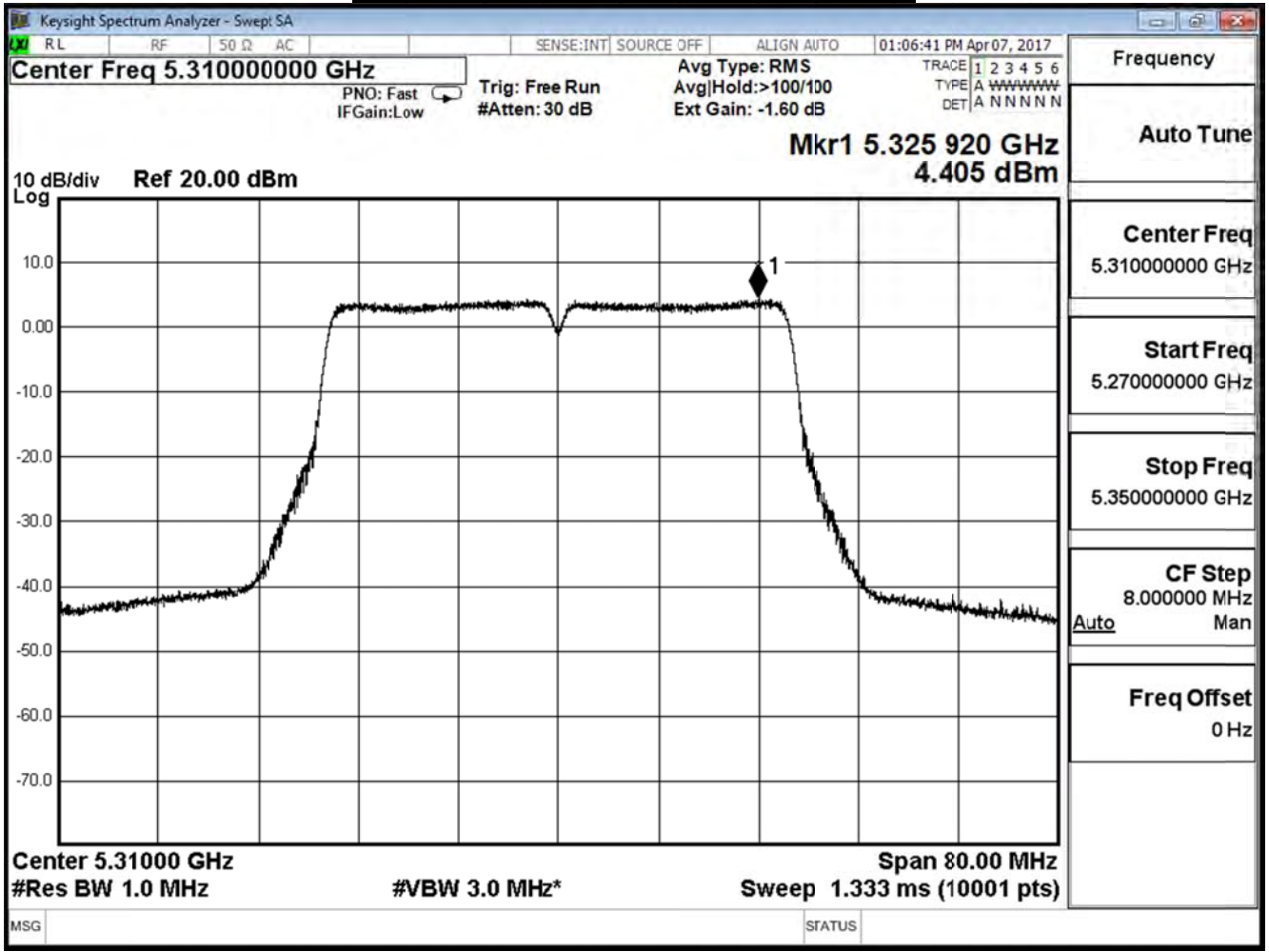
Product	Mimosa C5c		
Test Item	Peak Power Spectral Density		
Test Mode	Mode 2: Tx-Dipole ANT		
Date of Test	2017/04/07	Test Site	SR10-H

IEEE 802.11n_40M(ANT 1)			
Channel No.	Frequency (MHz)	Measure Level (dBm)	Limit (dBm)
54	5270	6.256	≤ 11
46	5230	4.405	≤ 11

Peak Power Spectral Density – Channel 54



Peak Power Spectral Density – Channel 46



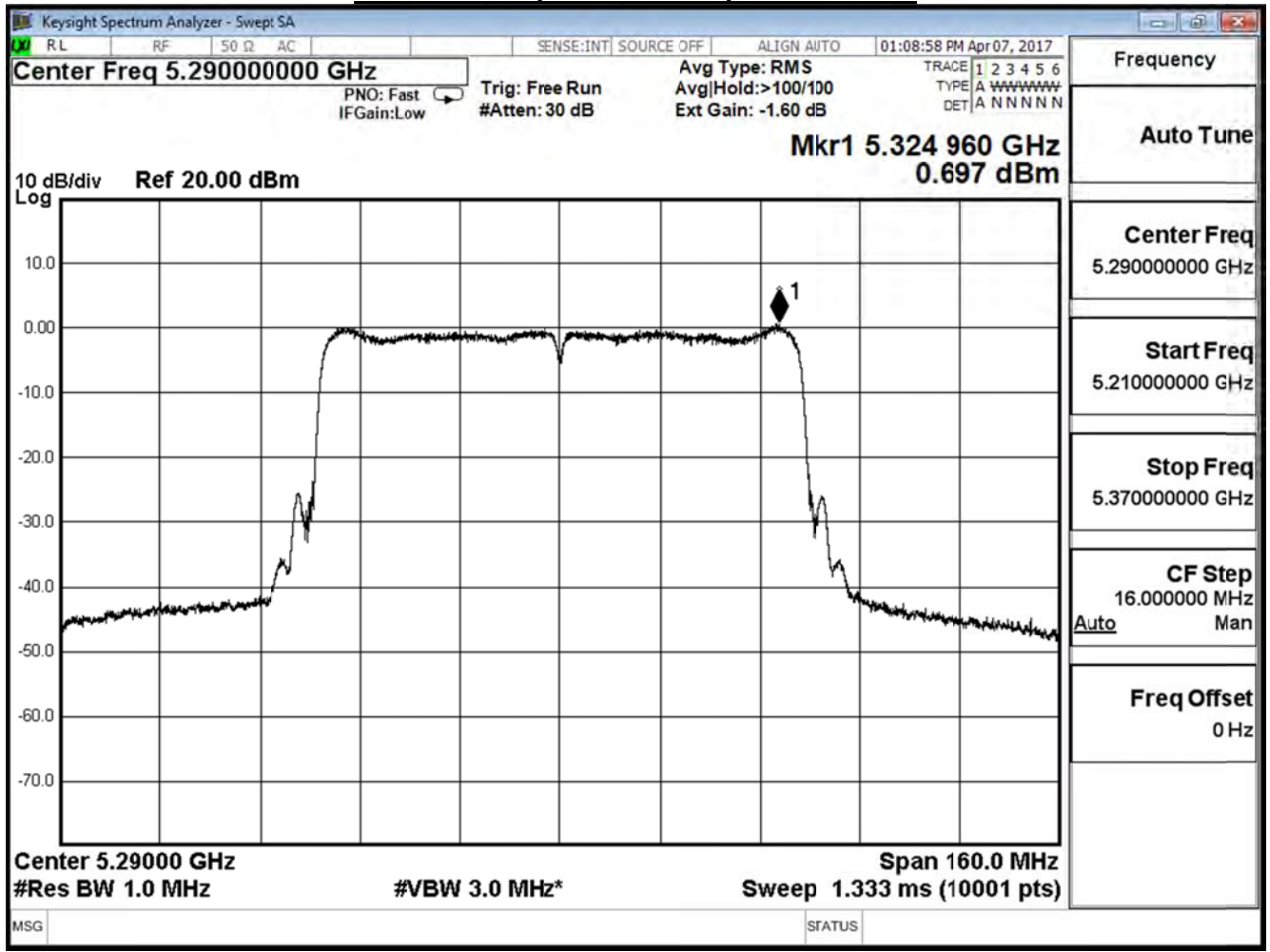
Product	Mimosa C5c		
Test Item	Peak Power Spectral Density		
Test Mode	Mode 2: Tx-Dipole ANT		
Date of Test	2017/04/07	Test Site	SR10-H

IEEE 802.11n_40M(ANT 0+1)			
Channel No.	Frequency (MHz)	Measure Level (dBm)	Limit (dBm)
54	5270	9.044	≤ 11
46	5230	8.439	≤ 11

Product	Mimosa C5c		
Test Item	Peak Power Spectral Density		
Test Mode	Mode 2: Tx-Dipole ANT		
Date of Test	2017/04/07	Test Site	SR10-H

IEEE 802.11ac_80M(ANT 0)				
Channel No.	Frequency (MHz)	Measure Level (dBm)	Limit (dBm)	Result
58	5290	0.697	≤ 11	Pass

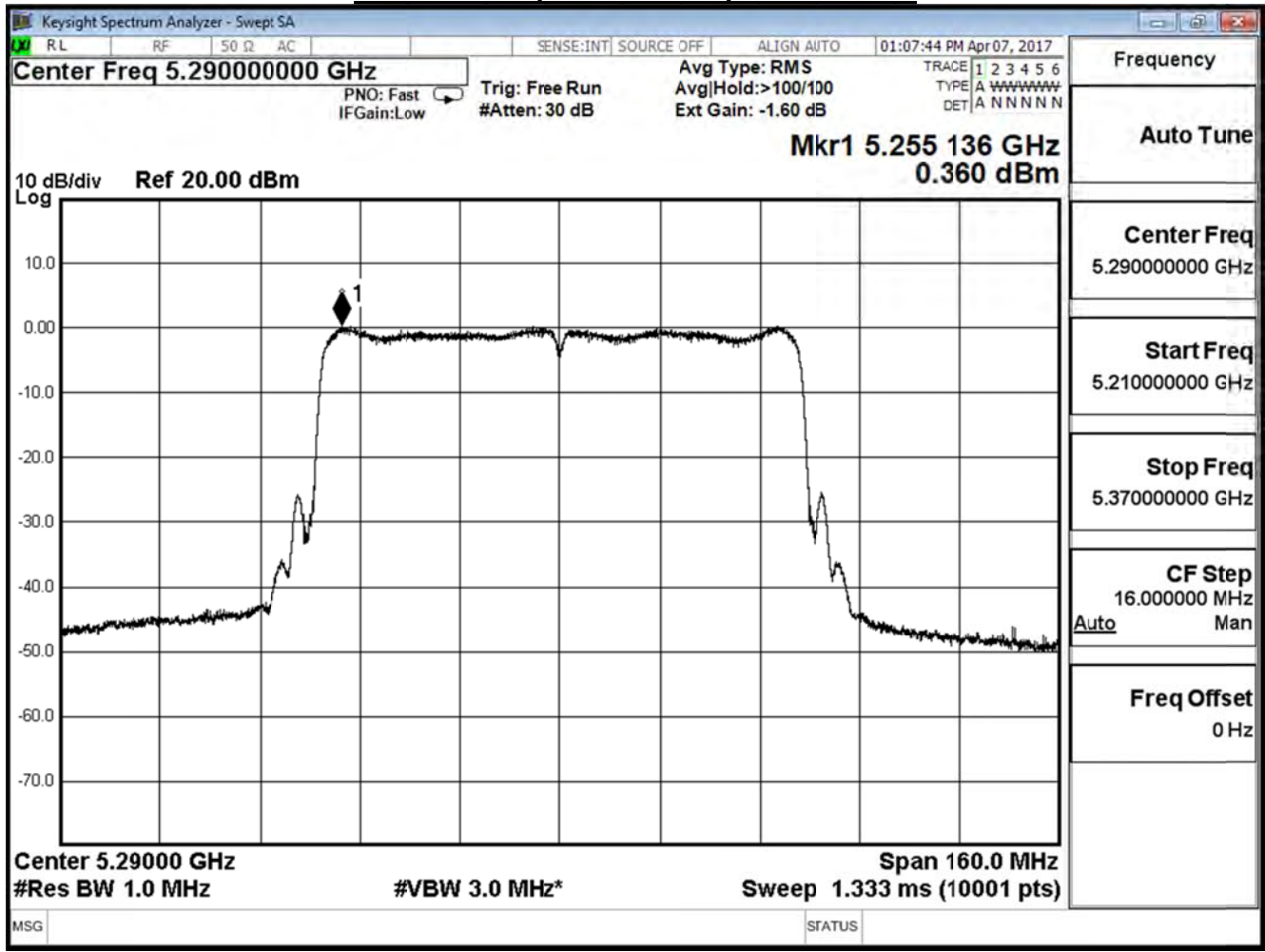
Peak Power Spectral Density – Channel 58



Product	Mimosa C5c		
Test Item	Peak Power Spectral Density		
Test Mode	Mode 2: Tx-Dipole ANT		
Date of Test	2017/04/07	Test Site	SR10-H

IEEE 802.11ac_80M(ANT 1)				
Channel No.	Frequency (MHz)	Measure Level (dBm)	Limit (dBm)	Result
58	5290	0.360	≤ 11	Pass

Peak Power Spectral Density – Channel 58



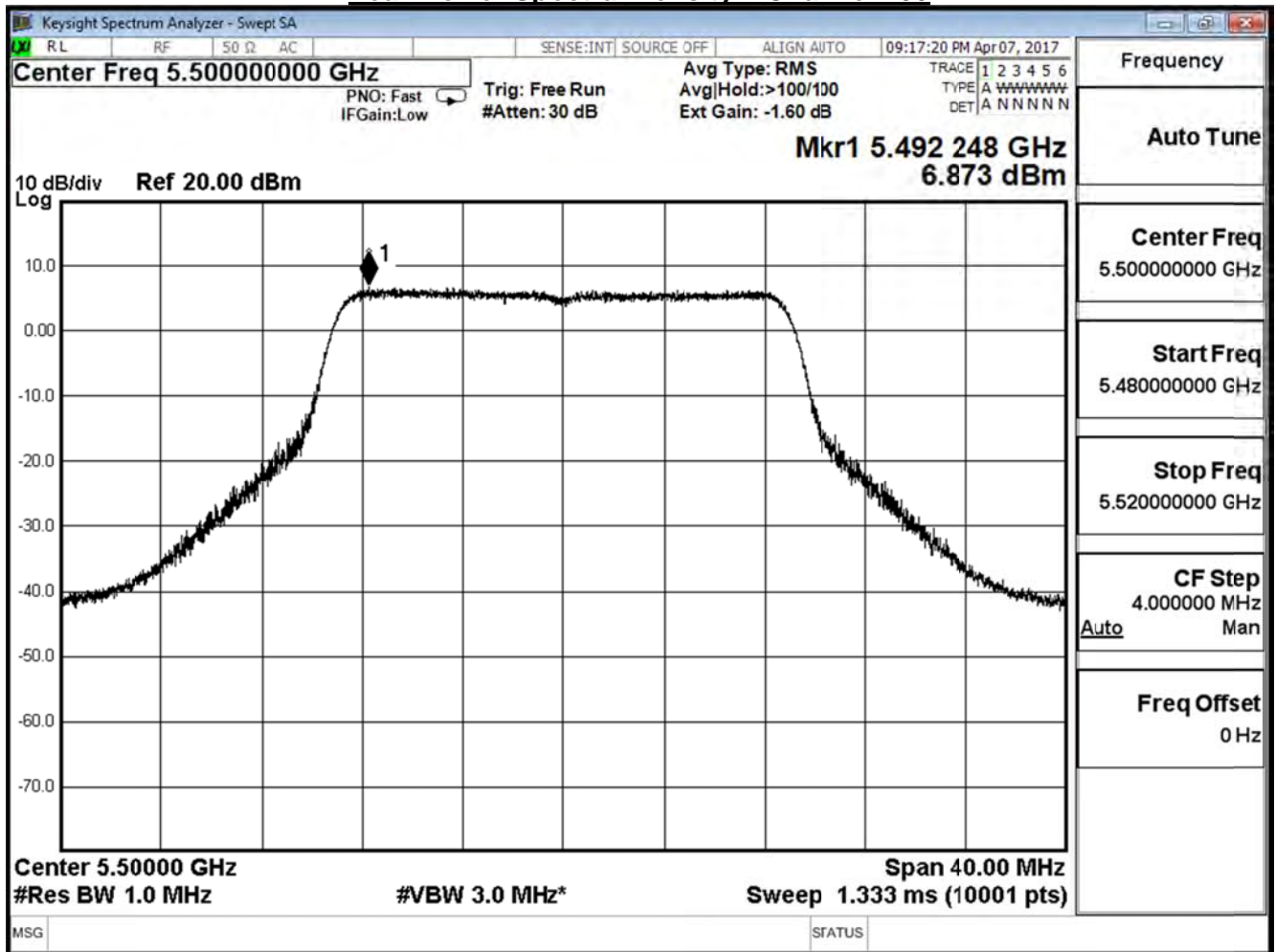
Product	Mimosa C5c		
Test Item	Peak Power Spectral Density		
Test Mode	Mode 2: Tx-Dipole ANT		
Date of Test	2017/04/07	Test Site	SR10-H

IEEE 802.11ac_80M(ANT 0+1)				
Channel No.	Frequency (MHz)	Measure Level (dBm)	Limit (dBm)	Result
58	5290	3.542	≤ 11	Pass

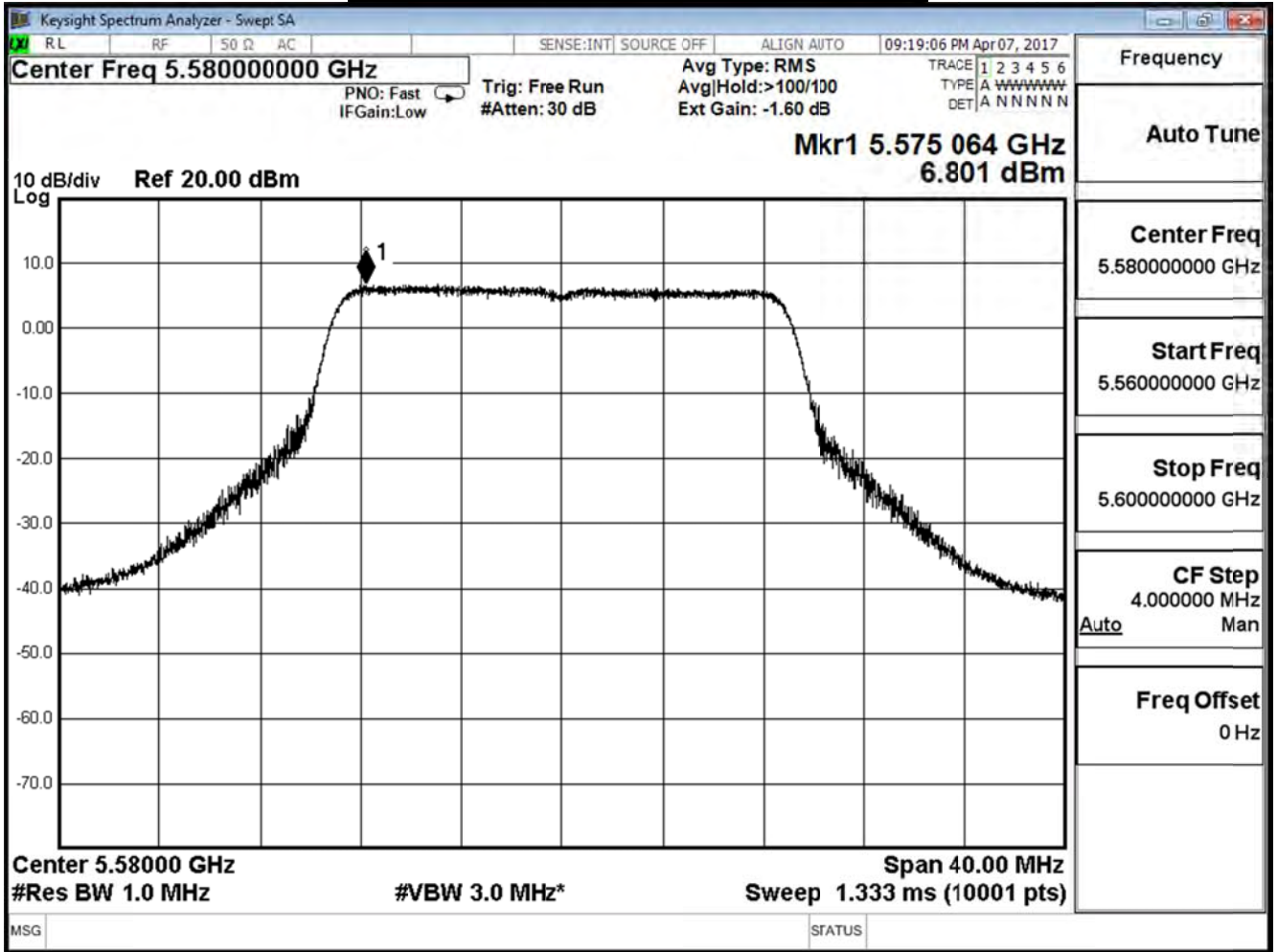
Product	Mimosa C5c		
Test Item	Peak Power Spectral Density		
Test Mode	Mode 2: Tx-Dipole ANT		
Date of Test	2017/04/07	Test Site	SR10-H

IEEE 802.11n_20M (ANT 0)				
Channel No.	Frequency (MHz)	Measure Level (dBm)	Limit (dBm)	Result
100	5500	6.873	≤ 11	Pass
116	5580	6.801	≤ 11	Pass
140	5700	7.053	≤ 11	Pass

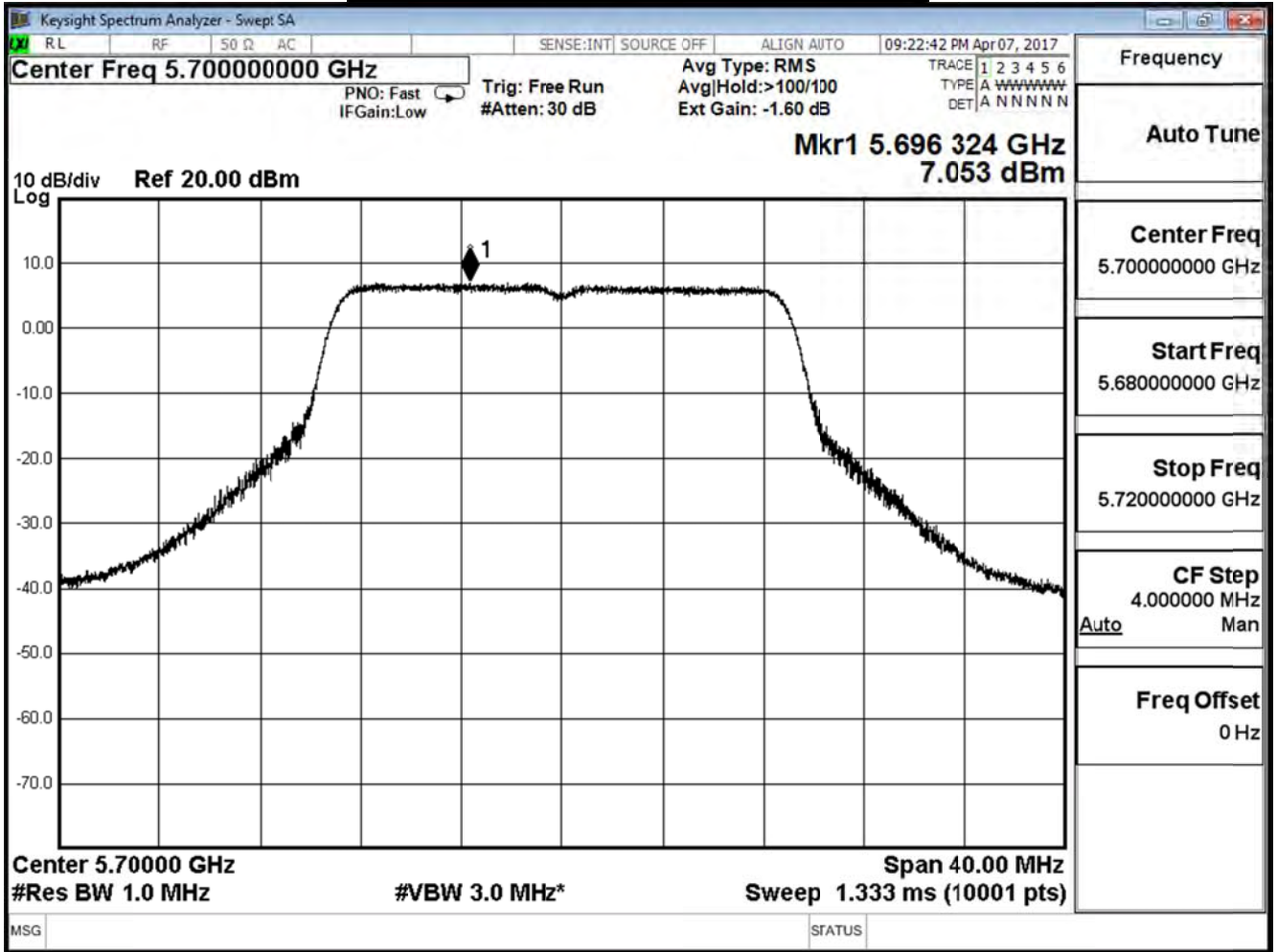
Peak Power Spectral Density – Channel 100



Peak Power Spectral Density – Channel 116



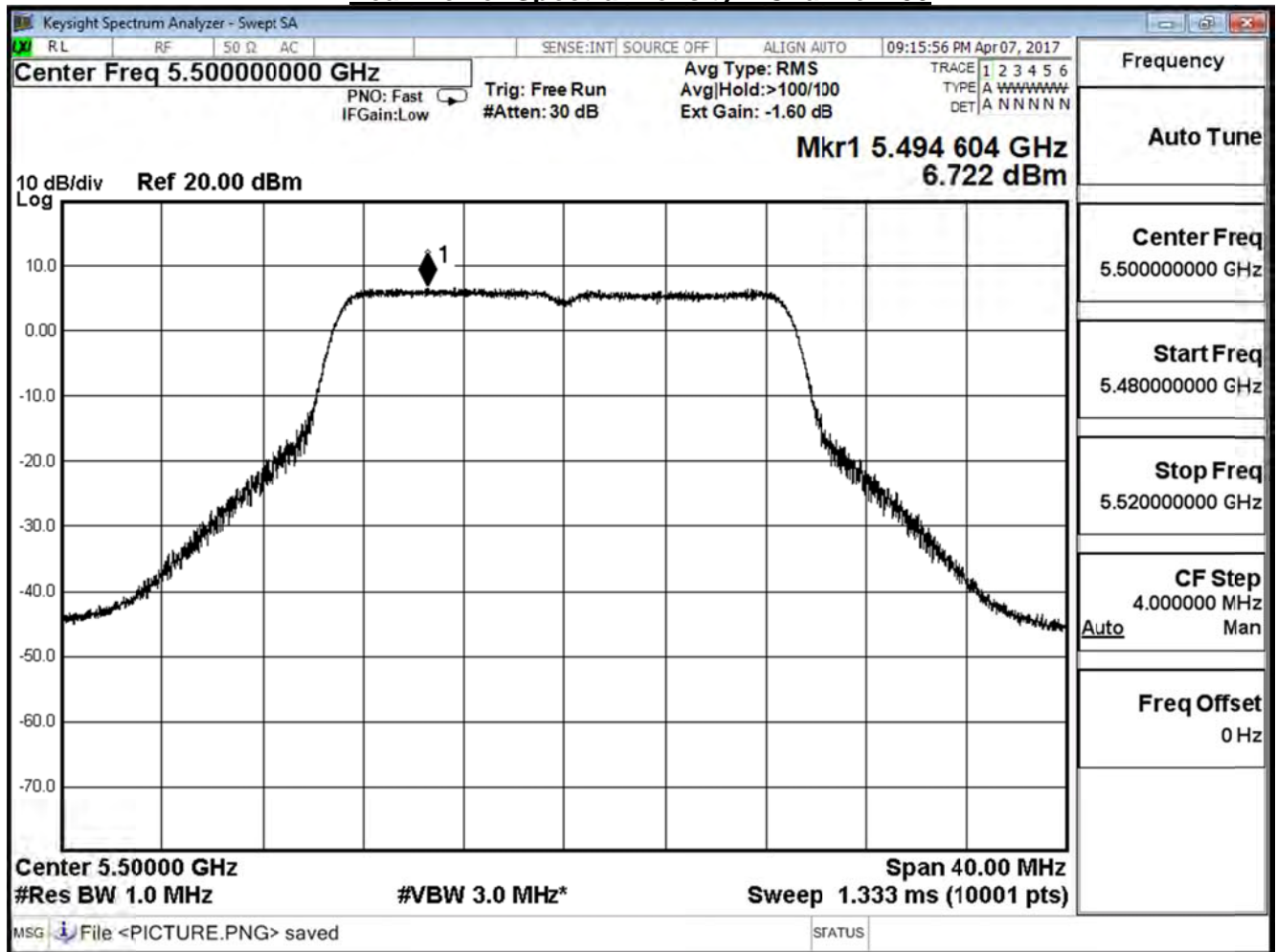
Peak Power Spectral Density – Channel 140



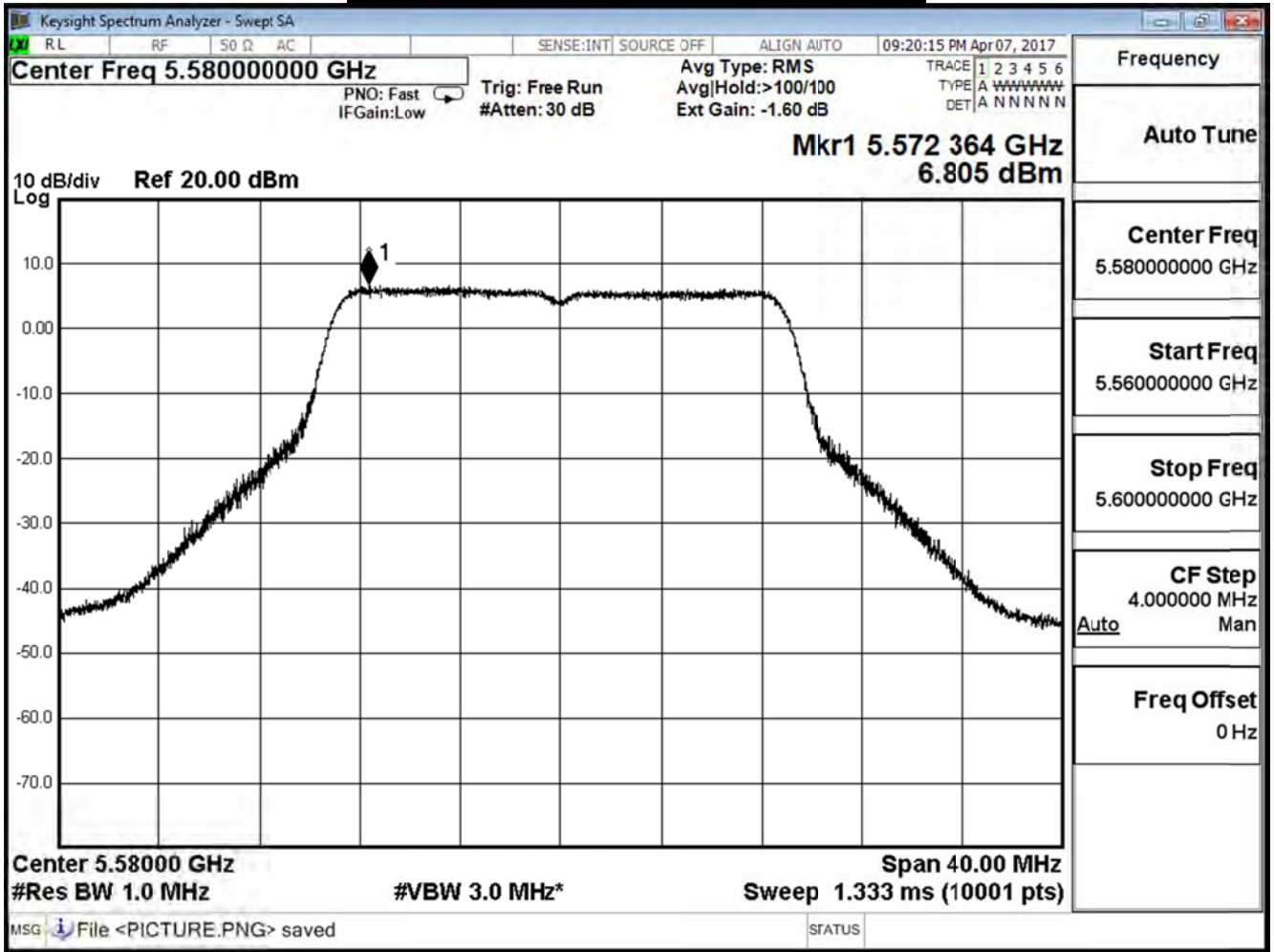
Product	Mimosa C5c		
Test Item	Peak Power Spectral Density		
Test Mode	Mode 2: Tx-Dipole ANT		
Date of Test	2017/04/07	Test Site	SR10-H

IEEE 802.11n_20M (ANT 1)				
Channel No.	Frequency (MHz)	Measure Level (dBm)	Limit (dBm)	Result
100	5500	6.722	≤ 11	Pass
116	5580	6.805	≤ 11	Pass
140	5700	6.795	≤ 11	Pass

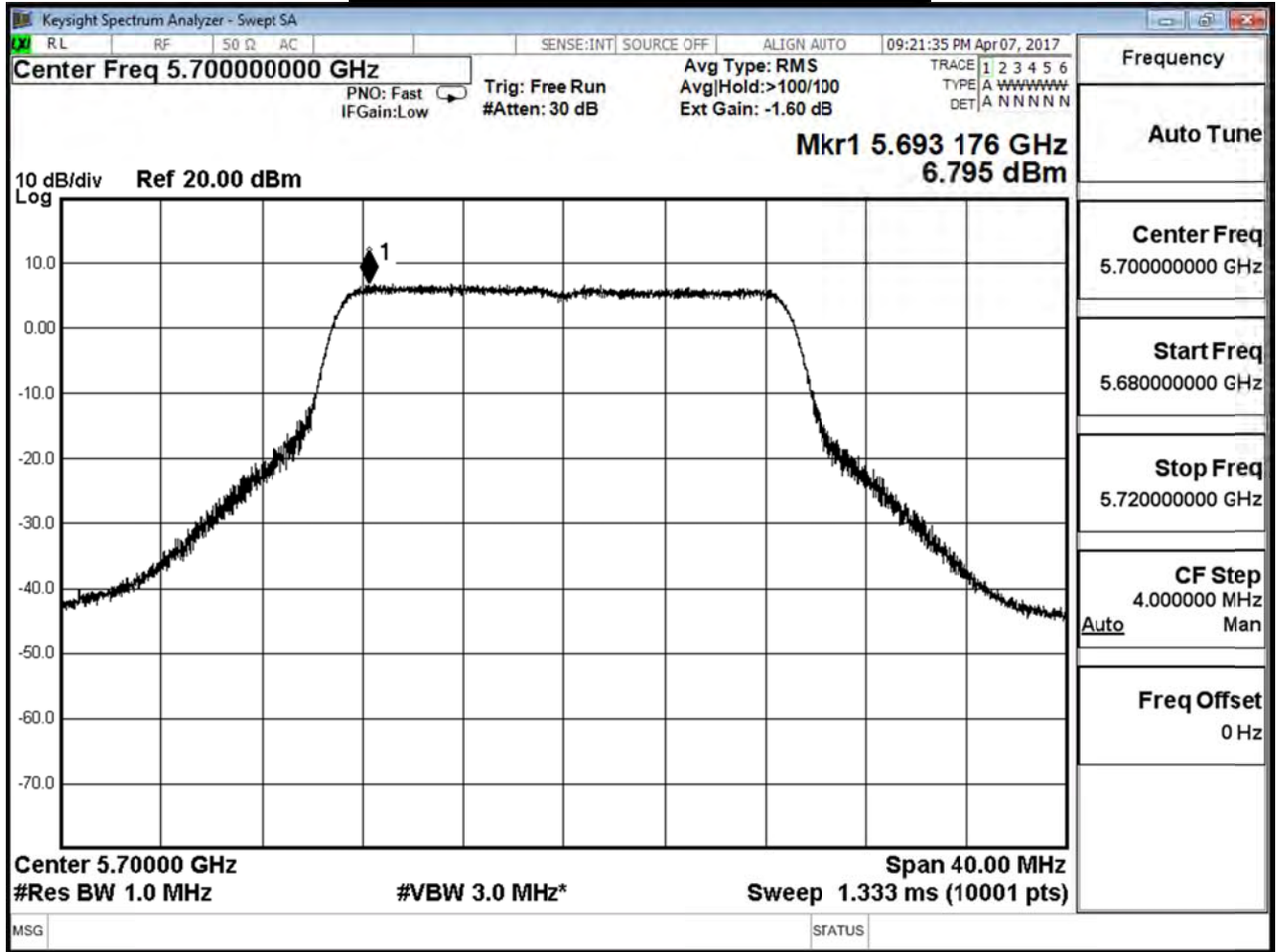
Peak Power Spectral Density – Channel 100



Peak Power Spectral Density – Channel 116



Peak Power Spectral Density – Channel 140



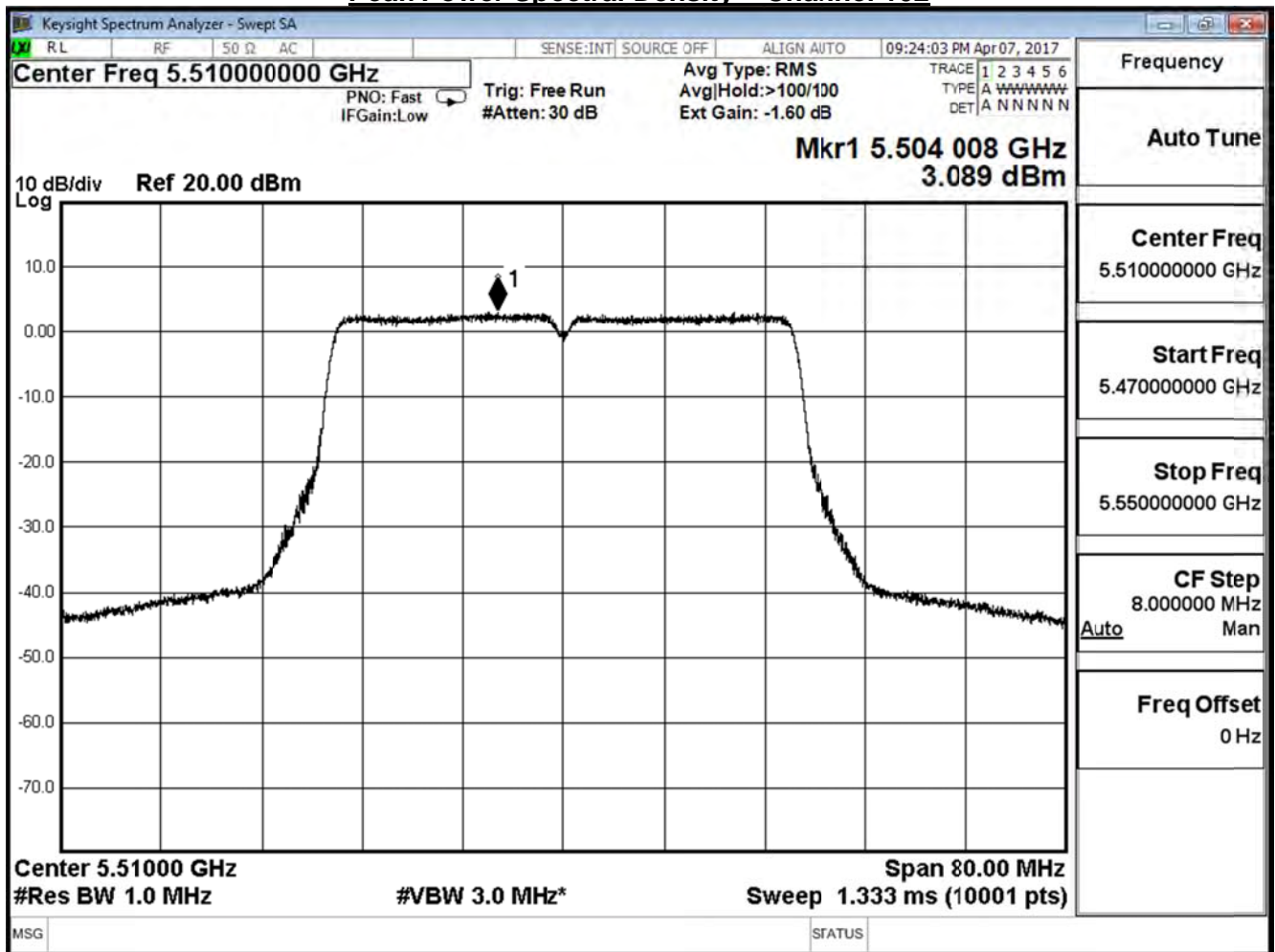
Product	Mimosa C5c		
Test Item	Peak Power Spectral Density		
Test Mode	Mode 2: Tx-Dipole ANT		
Date of Test	2017/04/07	Test Site	SR10-H

IEEE 802.11n_20M (ANT 0+1)				
Channel No.	Frequency (MHz)	Measure Level (dBm)	Limit (dBm)	Result
100	5500	9.808	≤ 11	Pass
116	5580	9.813	≤ 11	Pass
140	5700	9.936	≤ 11	Pass

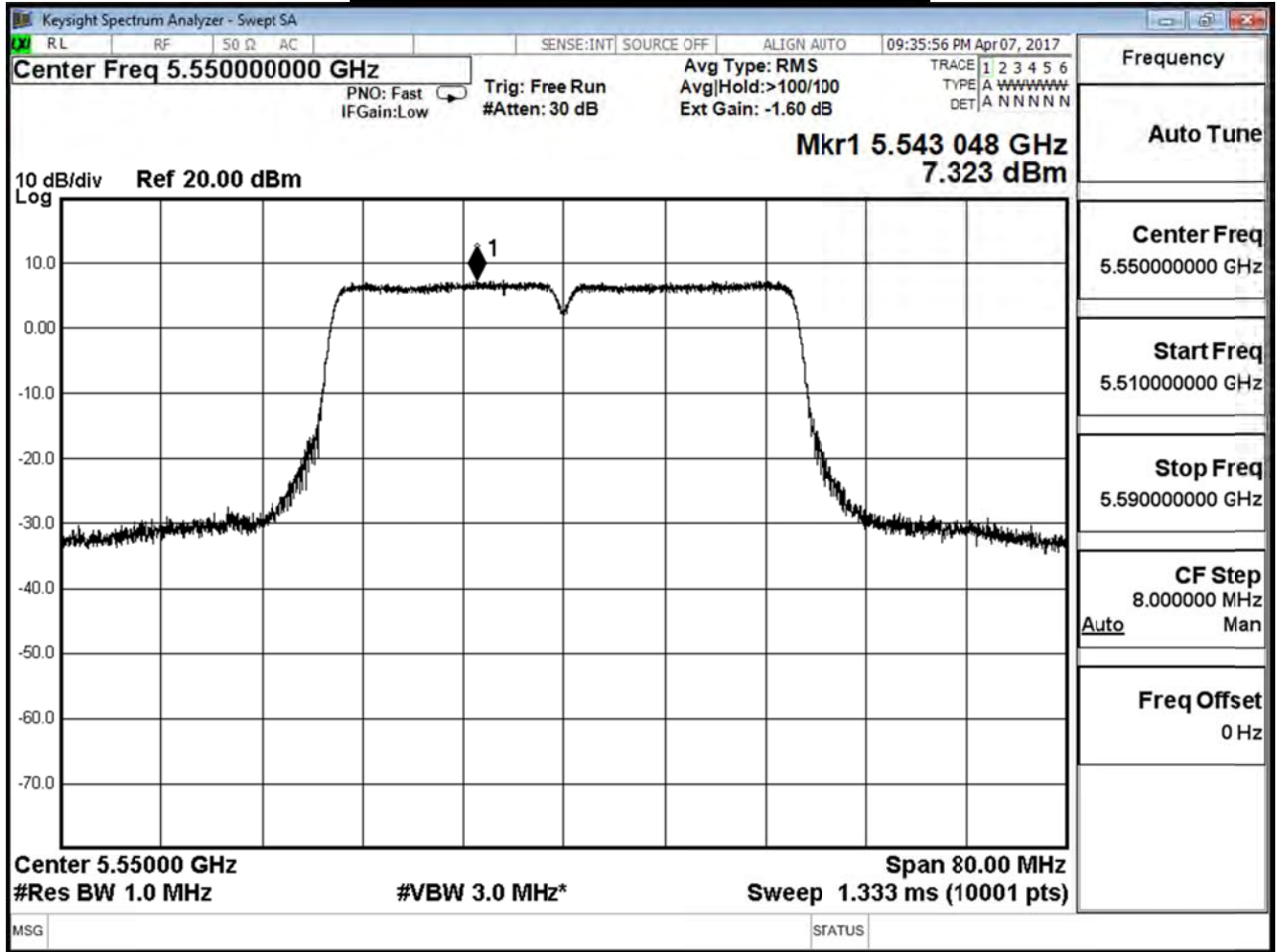
Product	Mimosa C5c		
Test Item	Peak Power Spectral Density		
Test Mode	Mode 2: Tx-Dipole ANT		
Date of Test	2017/04/07	Test Site	SR10-H

IEEE 802.11n_40M (ANT 0)				
Channel No.	Frequency (MHz)	Measure Level (dBm)	Limit (dBm)	Result
102	5510	3.089	≤ 11	Pass
110	5550	7.323	≤ 11	Pass
134	5670	4.454	≤ 11	Pass

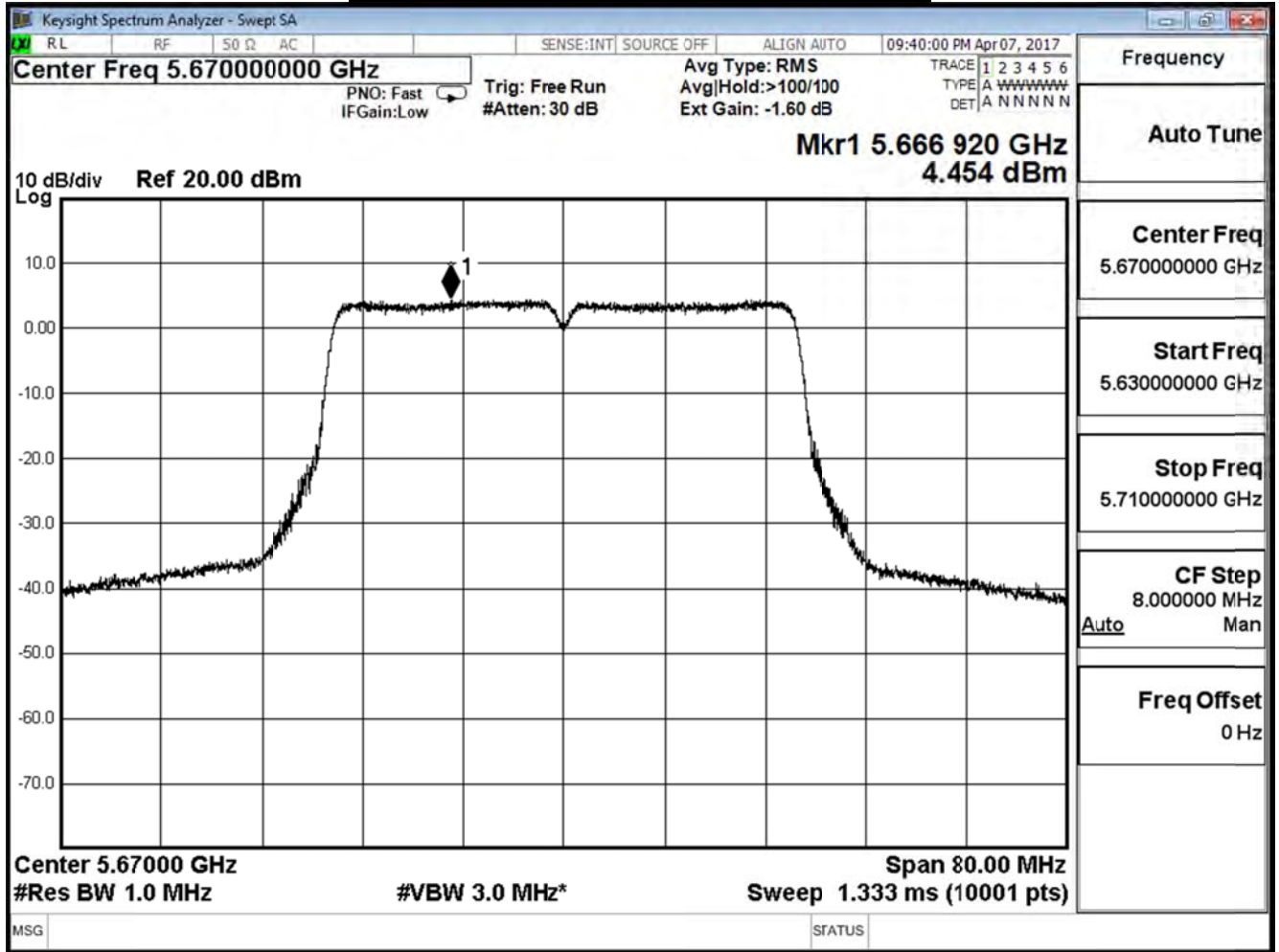
Peak Power Spectral Density – Channel 102



Peak Power Spectral Density – Channel 110



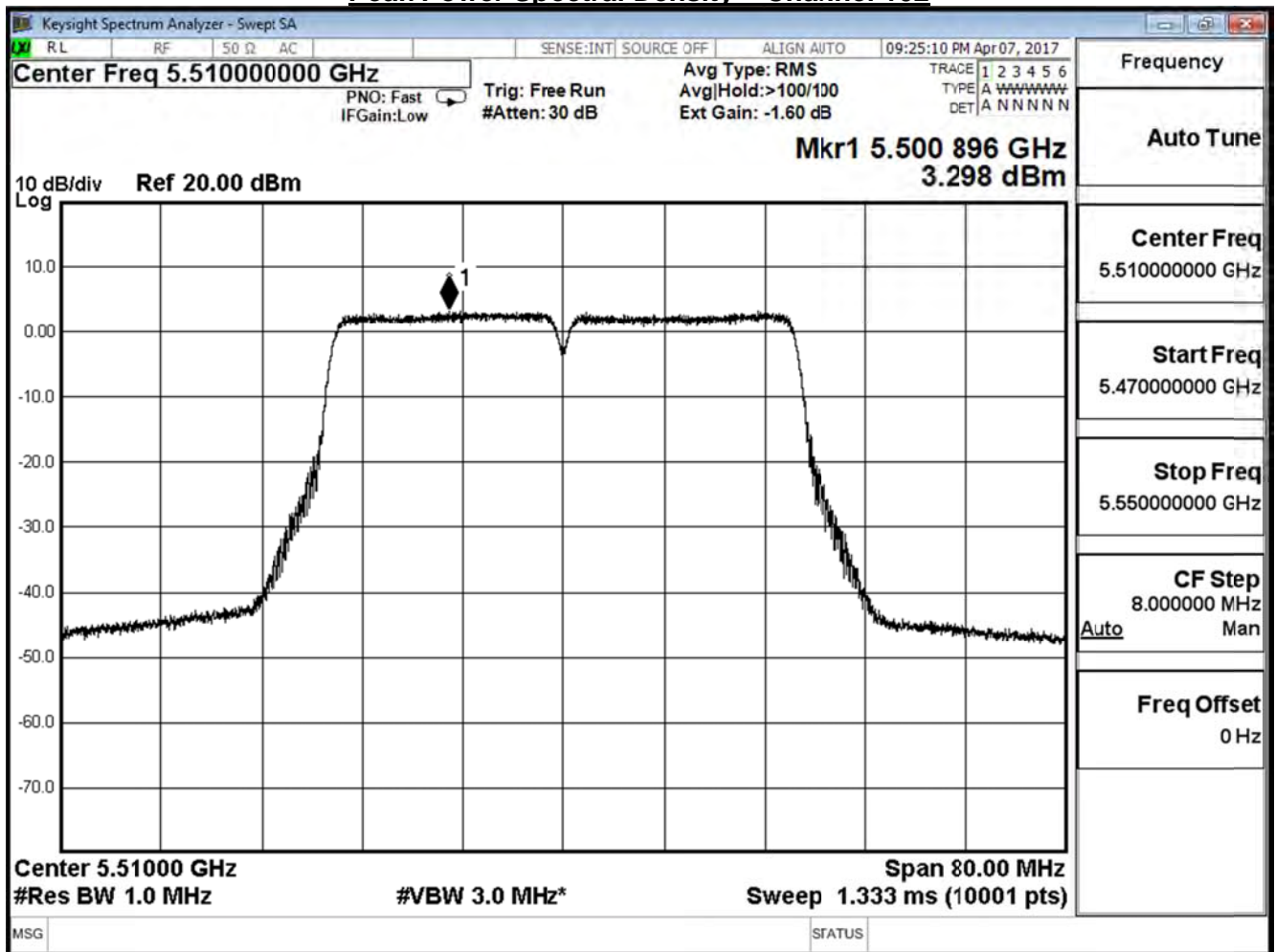
Peak Power Spectral Density – Channel 134



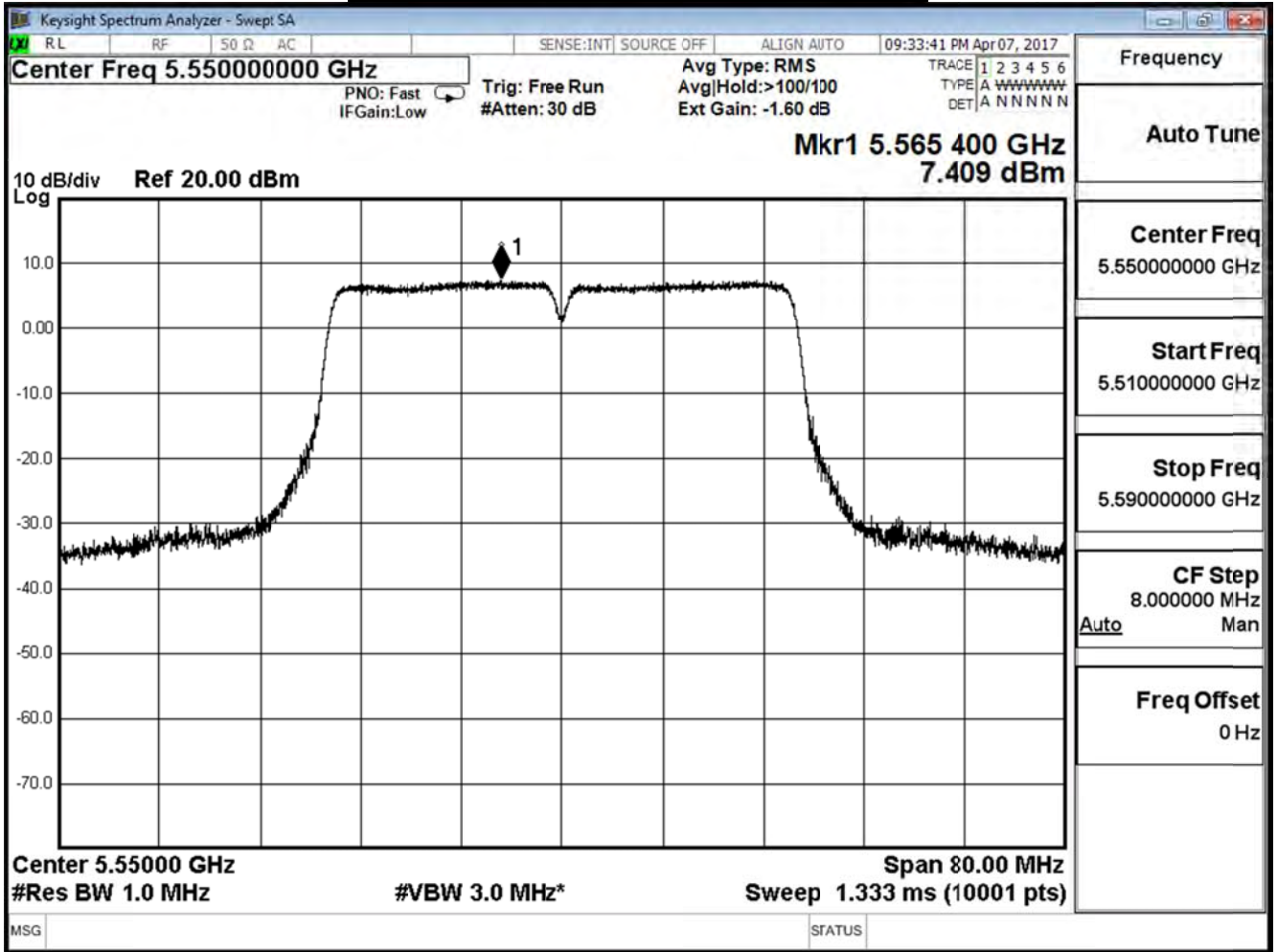
Product	Mimosa C5c		
Test Item	Peak Power Spectral Density		
Test Mode	Mode 2: Tx-Dipole ANT		
Date of Test	2017/04/07	Test Site	SR10-H

IEEE 802.11n_40M (ANT 1)				
Channel No.	Frequency (MHz)	Measure Level (dBm)	Limit (dBm)	Result
102	5510	3.298	≤ 11	Pass
110	5550	7.409	≤ 11	Pass
134	5670	4.267	≤ 11	Pass

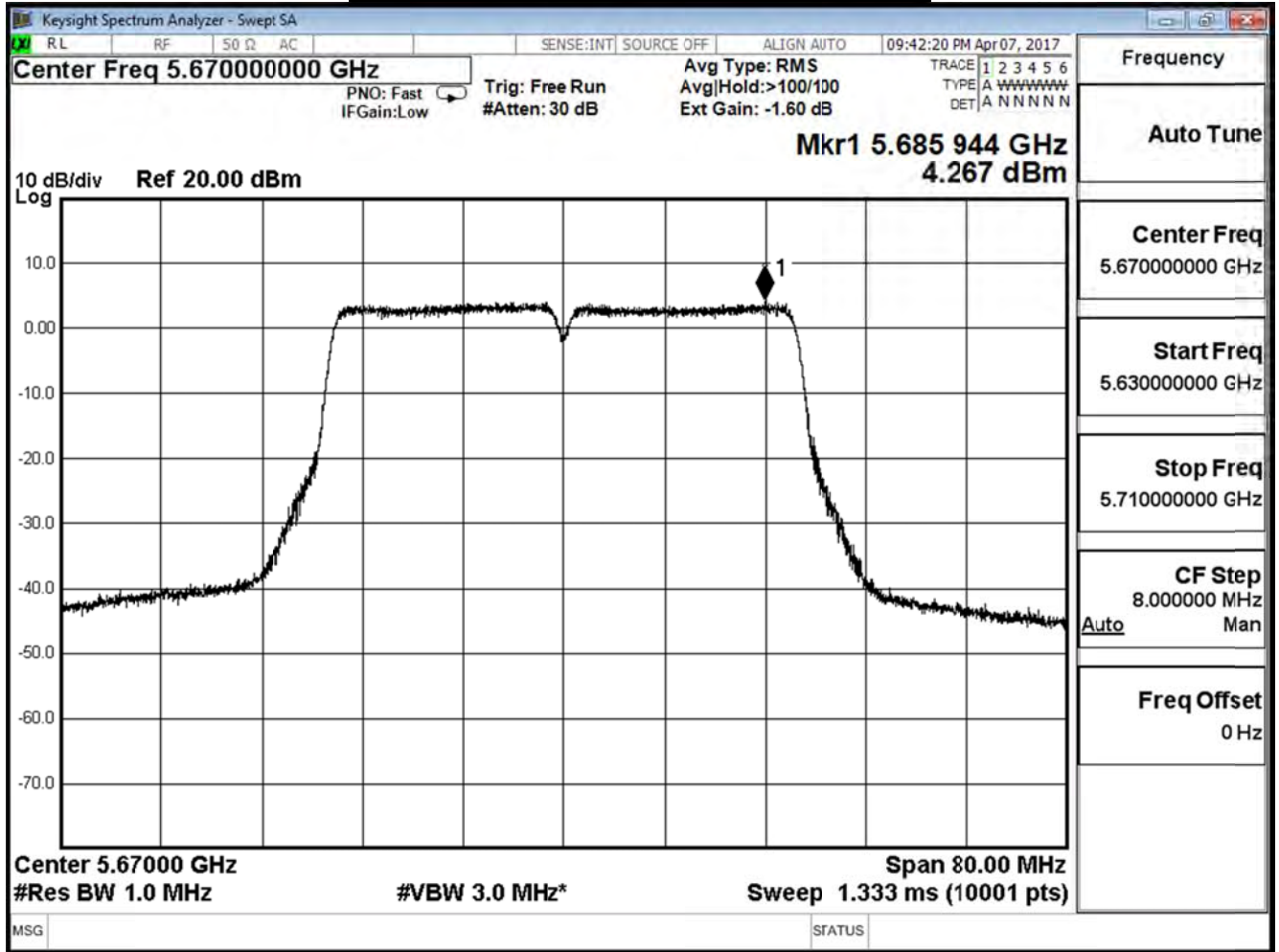
Peak Power Spectral Density – Channel 102



Peak Power Spectral Density – Channel 110



Peak Power Spectral Density – Channel 134



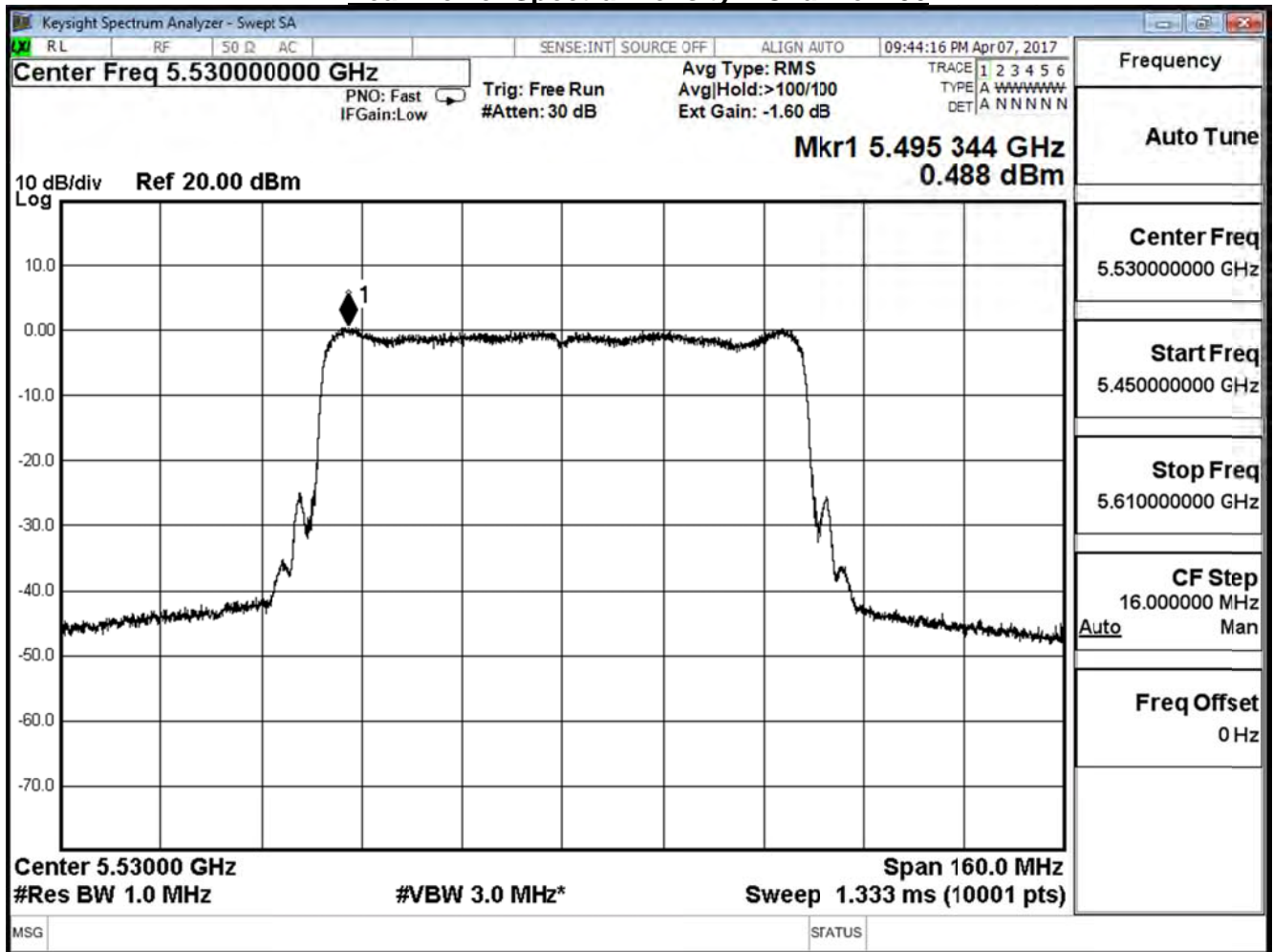
Product	Mimosa C5c		
Test Item	Peak Power Spectral Density		
Test Mode	Mode 2: Tx-Dipole ANT		
Date of Test	2017/04/07	Test Site	SR10-H

IEEE 802.11n_40M (ANT 0+1)				
Channel No.	Frequency (MHz)	Measure Level (dBm)	Limit (dBm)	Result
102	5510	6.205	≤ 11	Pass
110	5550	10.377	≤ 11	Pass
134	5670	7.372	≤ 11	Pass

Product	Mimosa C5c		
Test Item	Peak Power Spectral Density		
Test Mode	Mode 2: Tx-Dipole ANT		
Date of Test	2017/04/07	Test Site	SR10-H

IEEE 802.11 ac_80M (ANT 0)				
Channel No.	Frequency (MHz)	Measure Level (dBm)	Limit (dBm)	Result
106	5530	0.488	≤ 11	Pass

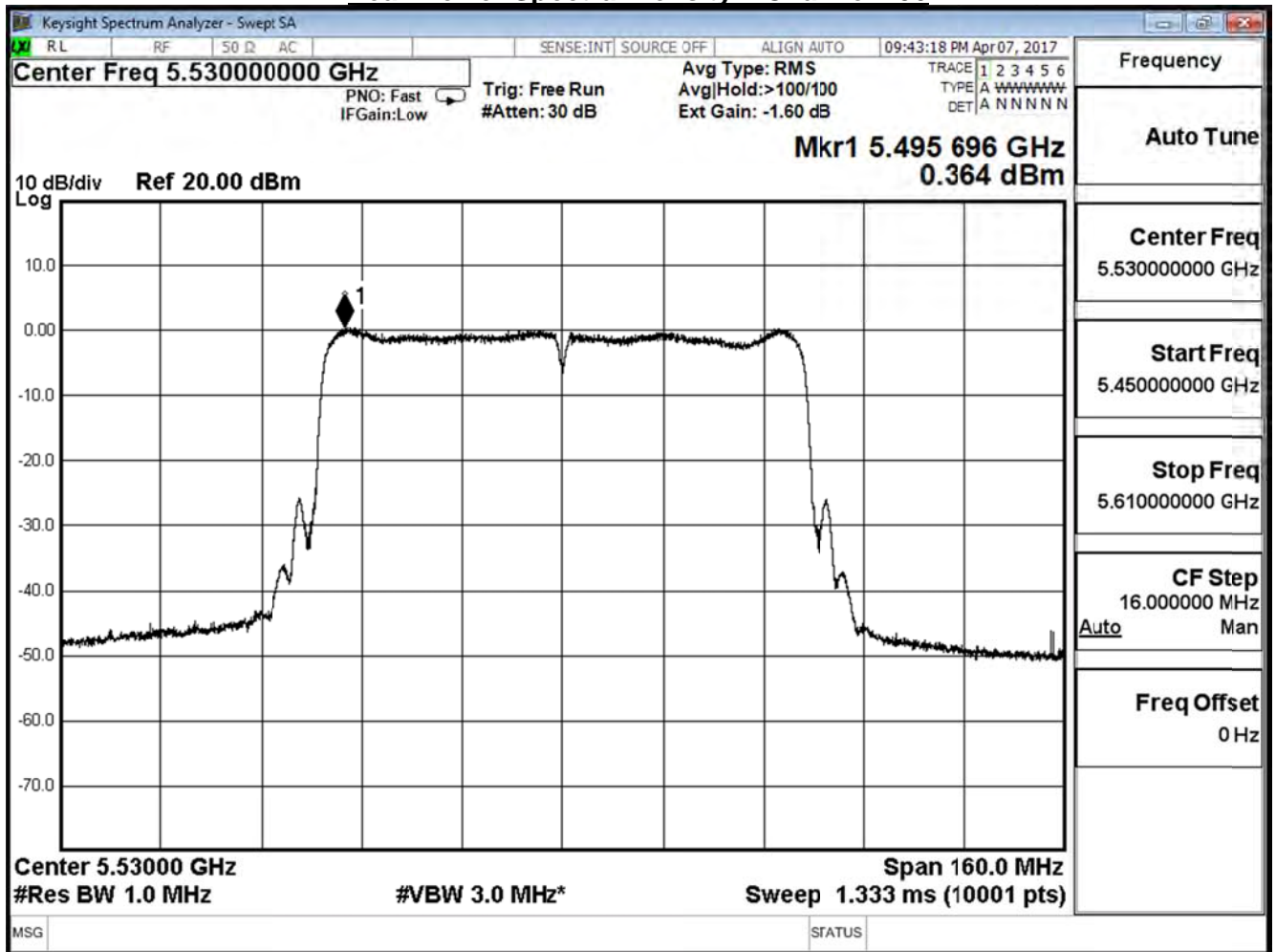
Peak Power Spectral Density – Channel 106



Product	Mimosa C5c		
Test Item	Peak Power Spectral Density		
Test Mode	Mode 2: Tx-Dipole ANT		
Date of Test	2017/04/07	Test Site	SR10-H

IEEE 802.11 ac_80M (ANT 1)				
Channel No.	Frequency (MHz)	Measure Level (dBm)	Limit (dBm)	Result
106	5530	0.364	≤ 11	Pass

Peak Power Spectral Density – Channel 106



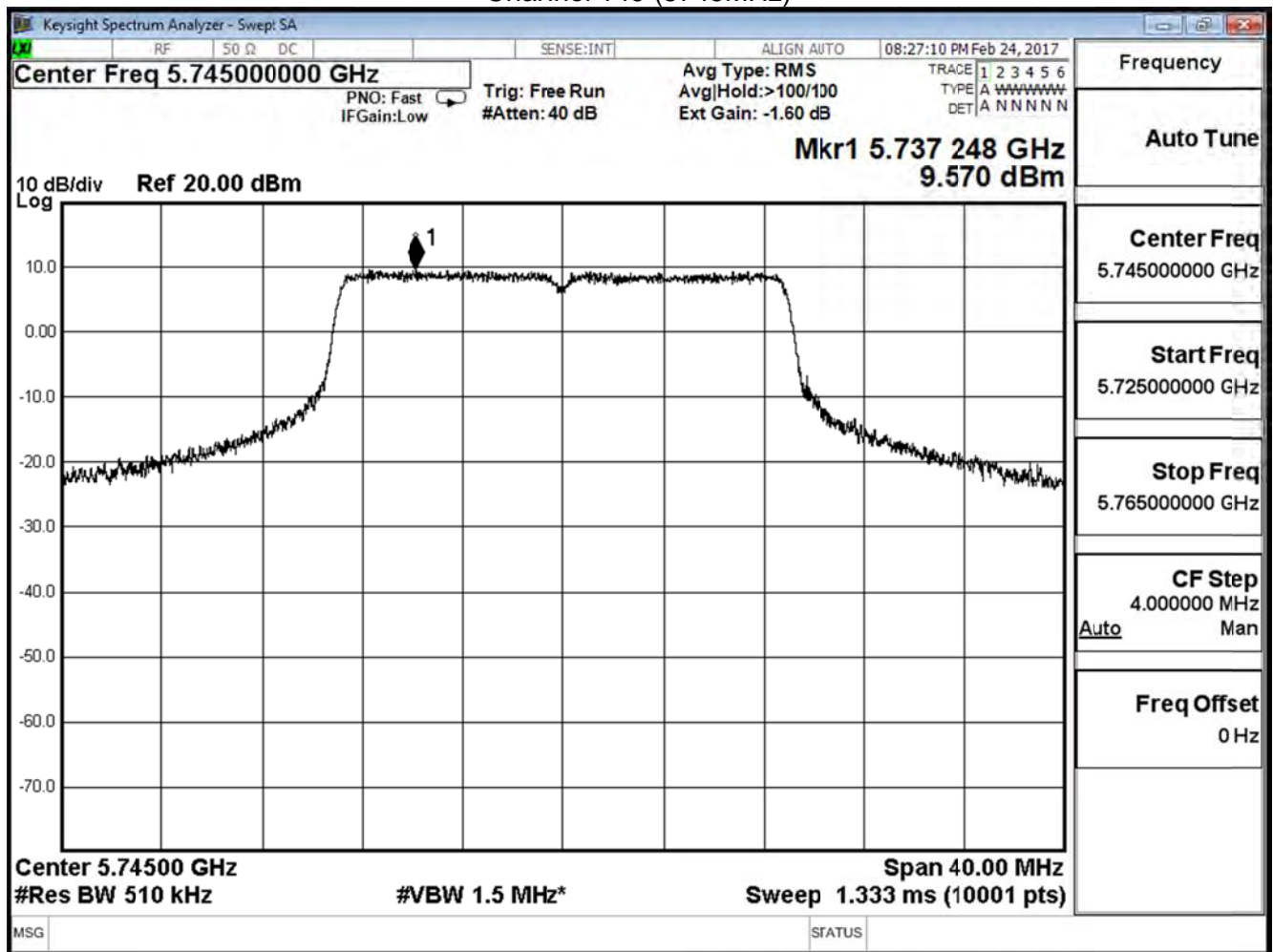
Product	Mimosa C5c		
Test Item	Peak Power Spectral Density		
Test Mode	Mode 2: Tx-Dipole ANT		
Date of Test	2017/04/07	Test Site	SR10-H

IEEE 802.11 ac_80M (ANT 0+1)				
Channel No.	Frequency (MHz)	Measure Level (dBm)	Limit (dBm)	Result
106	5530	3.44	≤ 11	Pass

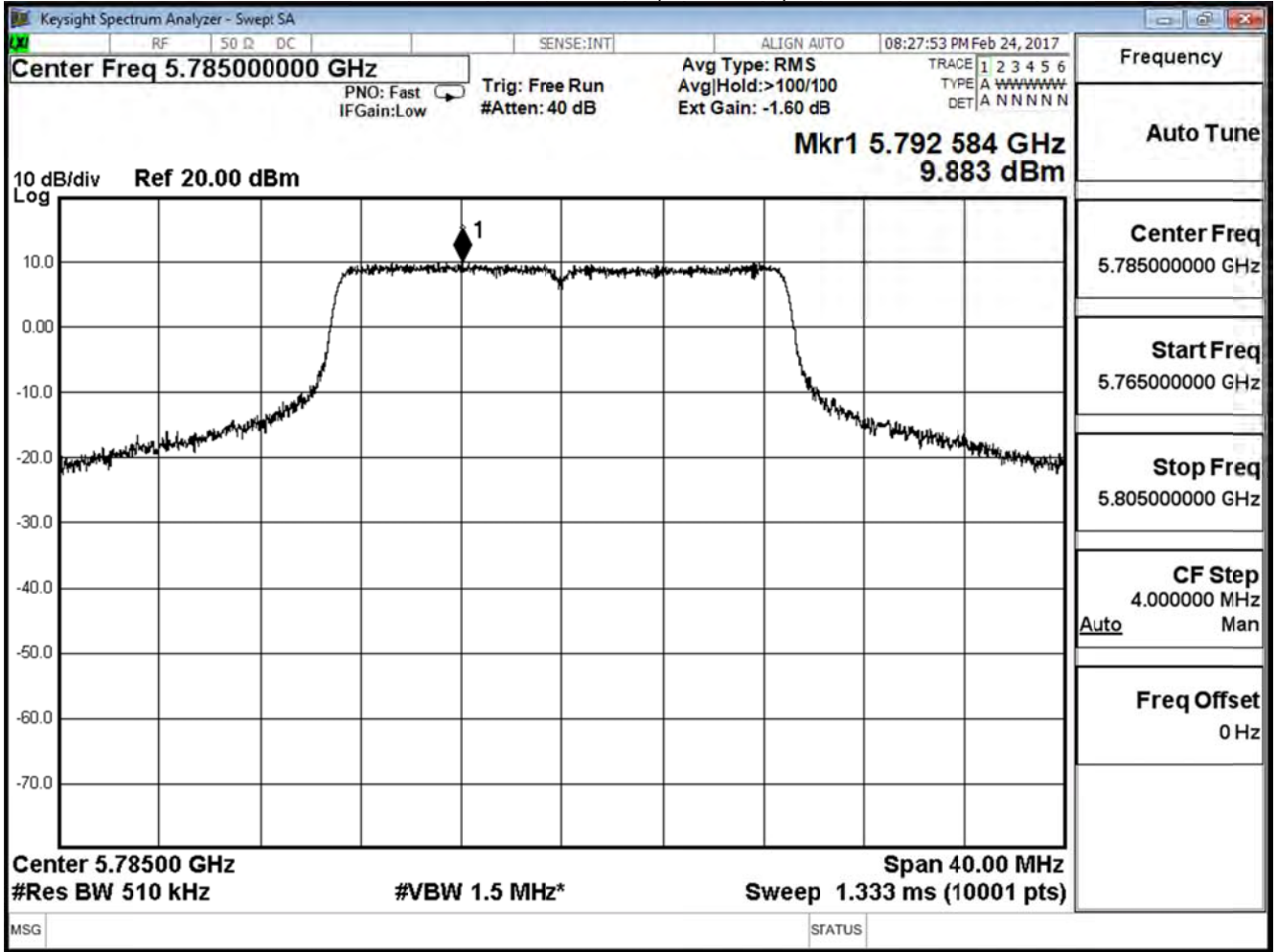
Product	Mimosa C5c		
Test Item	Peak Power Spectral Density		
Test Mode	Mode 2: Tx-Dipole ANT		
Date of Test	2017/02/24	Test Site	SR10-H

IEEE 802.11n(20MHz)(ANT 0)				
Channel No.	Frequency (MHz)	Measure Level (dBm)	Limit (dBm)	Result
155	5745	9.570	≤ 30	Pass
157	5785	9.883	≤ 30	Pass
165	5825	9.972	≤ 30	Pass

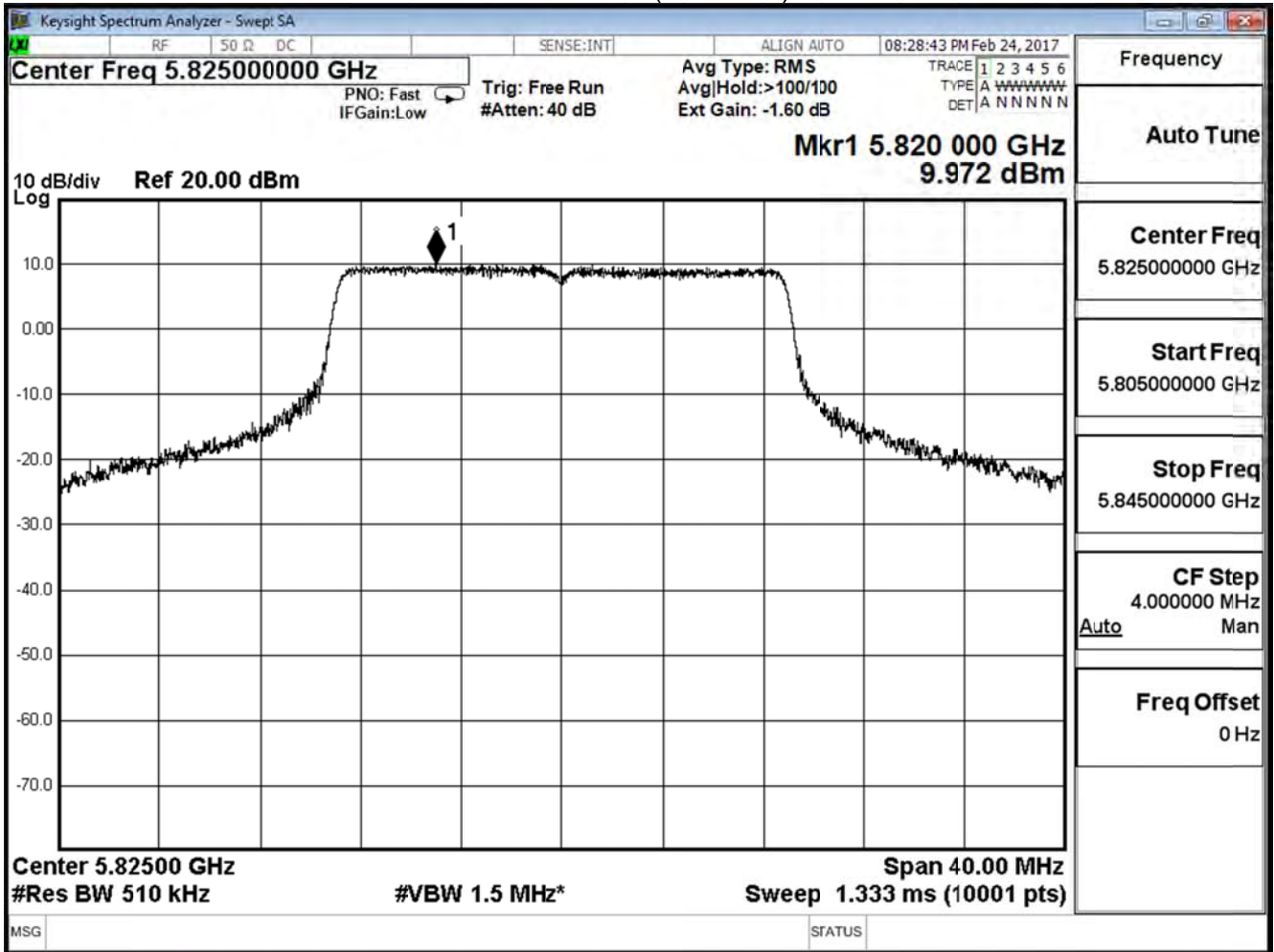
Channel 149 (5745MHz)



Channel 157 (5785MHz)



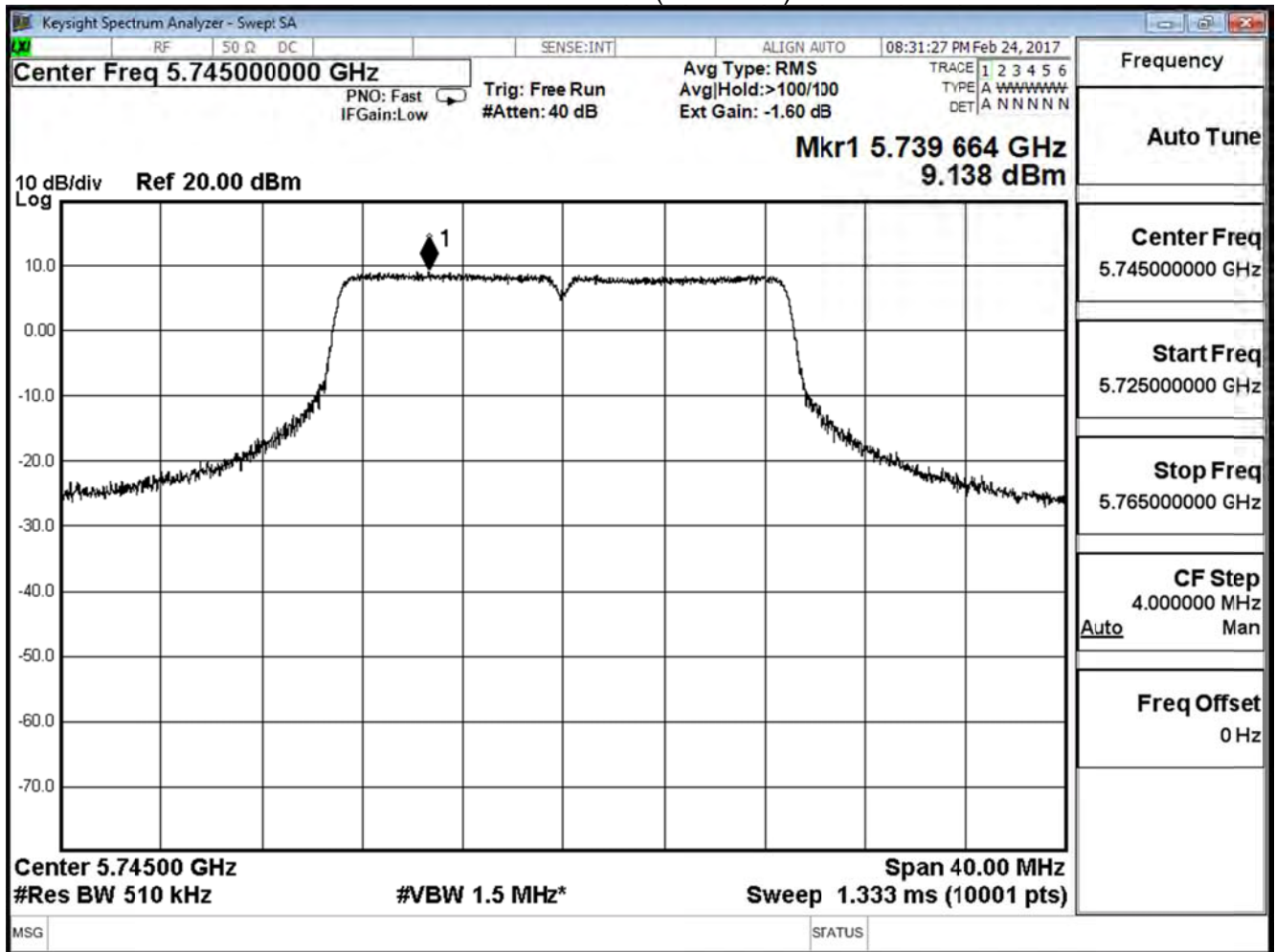
Channel 165 (5825MHz)



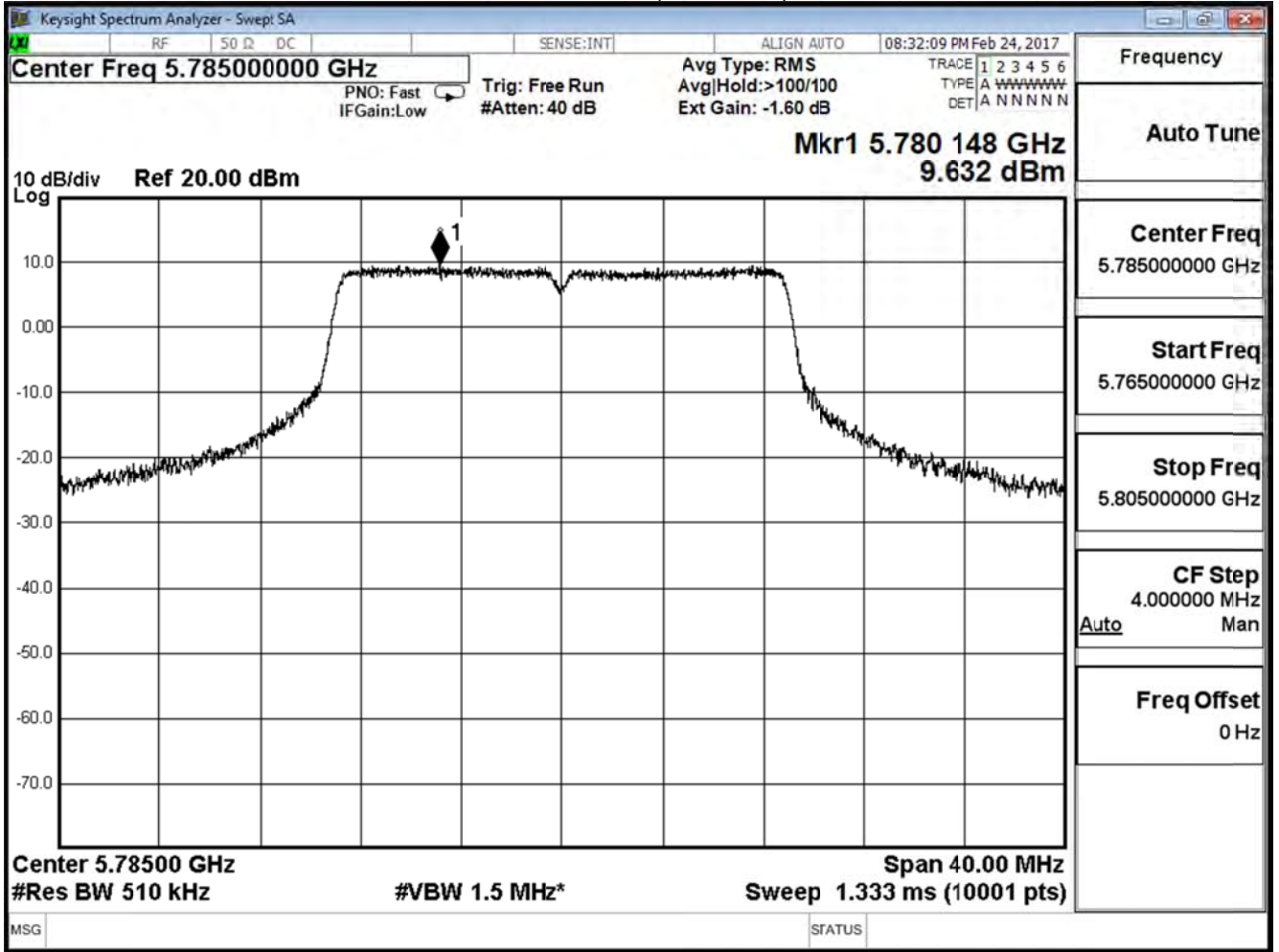
Product	Mimosa C5c		
Test Item	Peak Power Spectral Density		
Test Mode	Mode 2: Tx-Dipole ANT		
Date of Test	2017/02/24	Test Site	SR10-H

IEEE 802.11n(20MHz) (ANT 1)				
Channel No.	Frequency (MHz)	Measurement (dBm)	Limit (dBm)	Result
155	5745	9.138	≤ 30	Pass
157	5785	9.632	≤ 30	Pass
165	5825	9.972	≤ 30	Pass

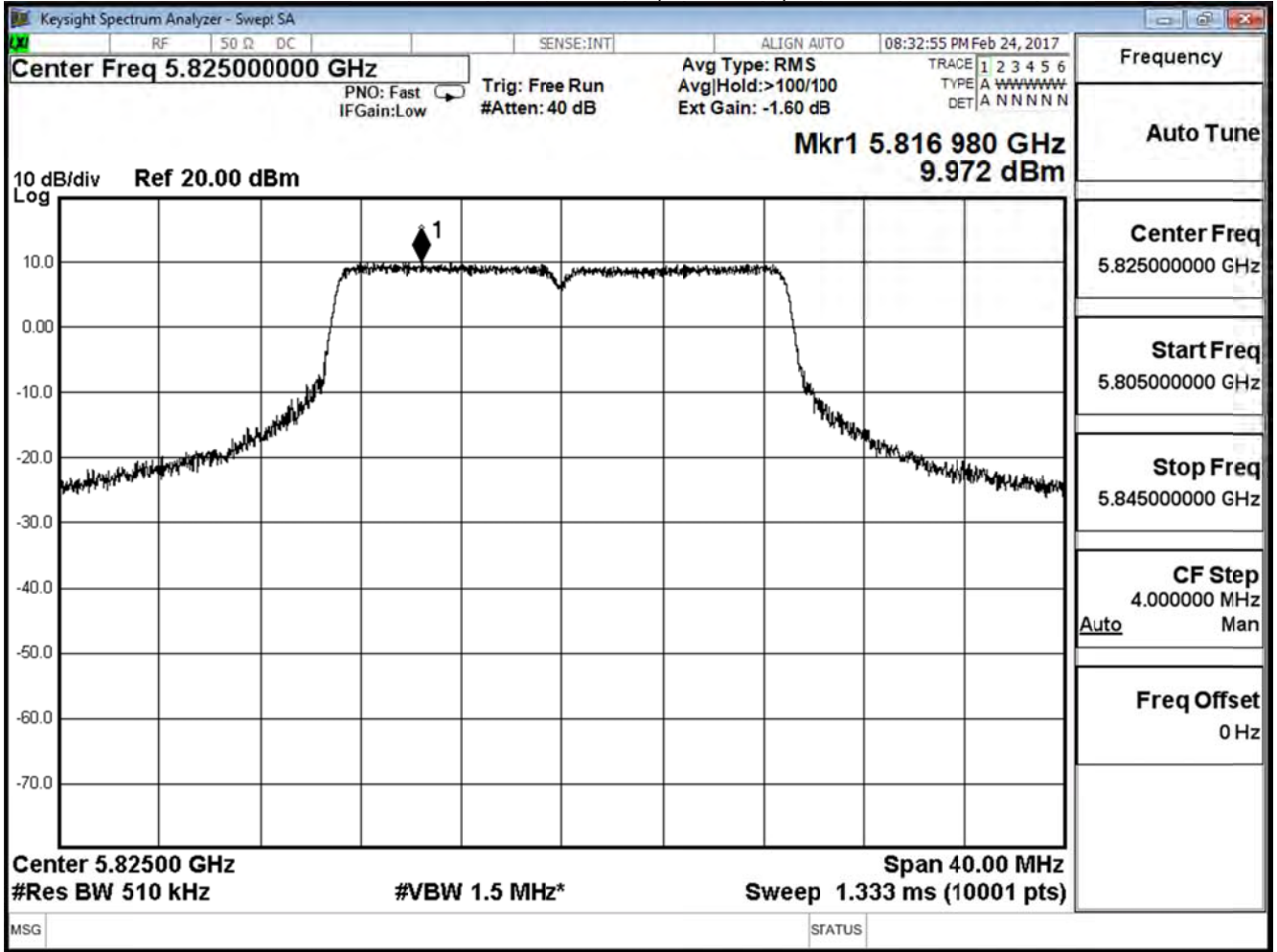
Channel 149 (5745MHz)



Channel 157 (5785MHz)



Channel 165 (5825MHz)



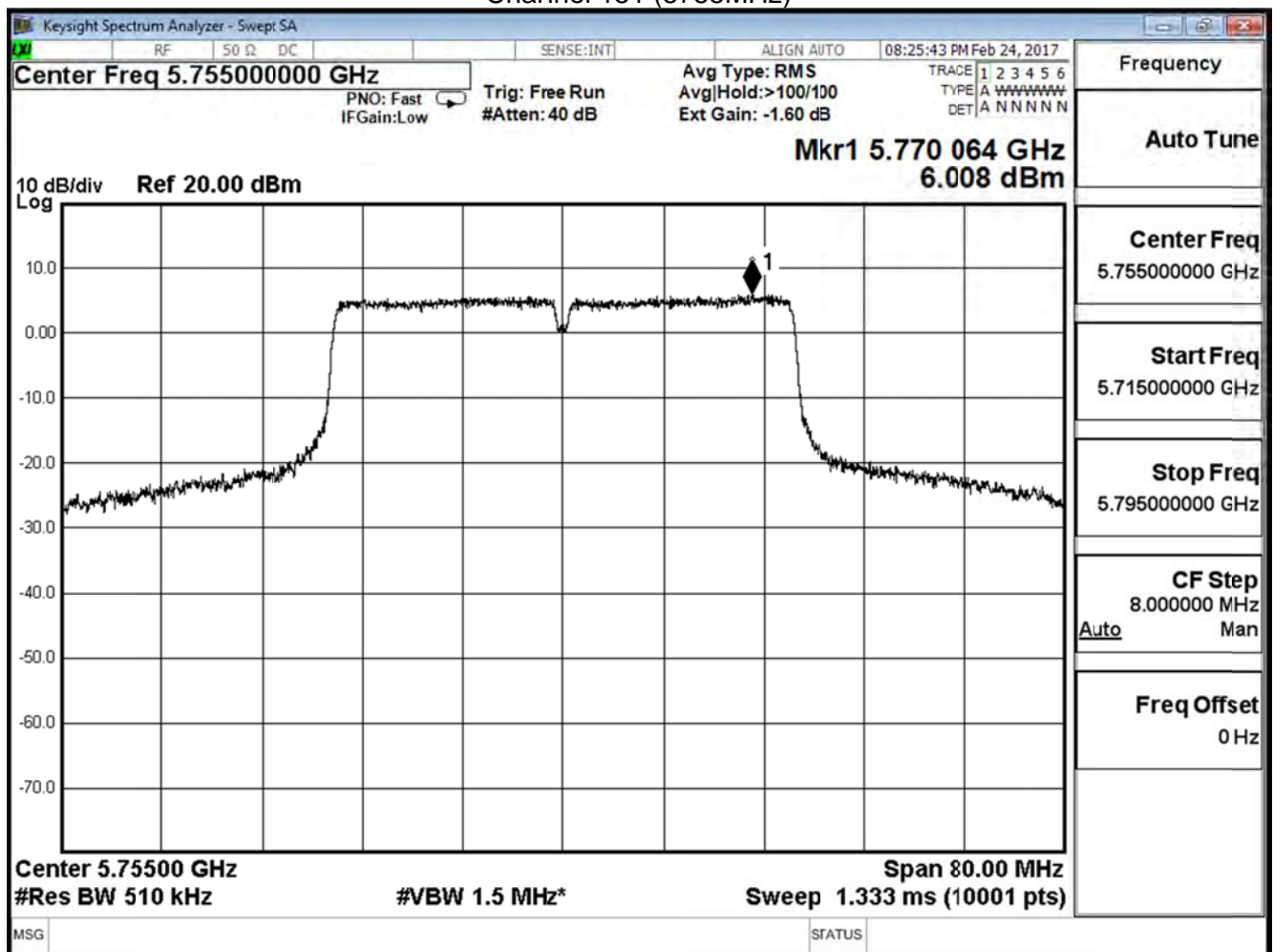
Product	Mimosa C5c		
Test Item	Peak Power Spectral Density		
Test Mode	Mode 2: Tx-Dipole ANT		
Date of Test	2017/02/24	Test Site	SR10-H

IEEE 802.11n(20MHz) (ANT 0+1)				
Channel No.	Frequency (MHz)	Measure Level (dBm)	Limit (dBm)	Result
155	5745	12.370	≤ 30	Pass
157	5785	12.770	≤ 30	Pass
165	5825	12.982	≤ 30	Pass

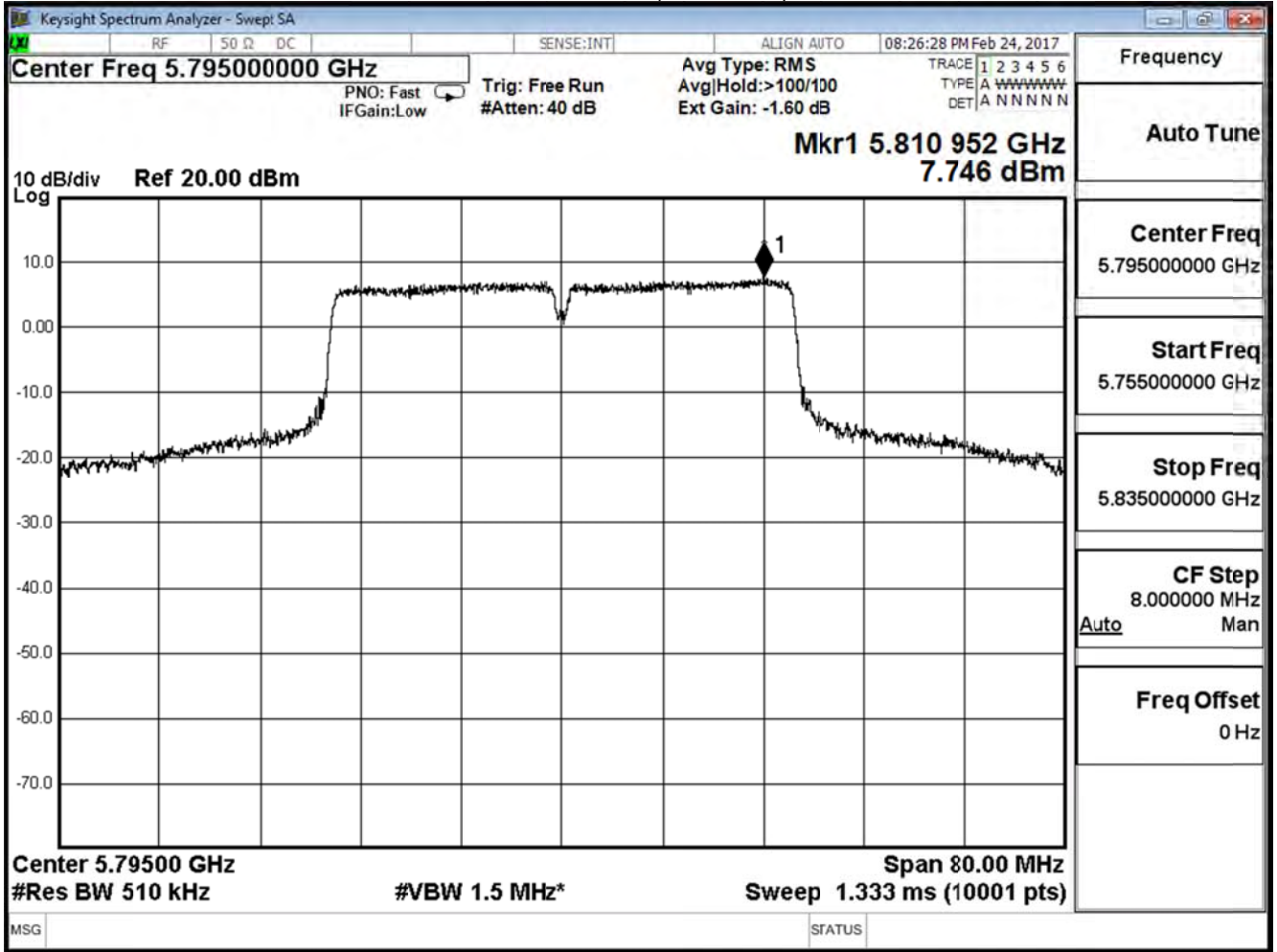
Product	Mimosa C5c		
Test Item	Peak Power Spectral Density		
Test Mode	Mode 2: Tx-Dipole ANT		
Date of Test	2017/02/24	Test Site	SR10-H

IEEE 802.11n(40MHz)(ANT 0)				
Channel No.	Frequency (MHz)	Measure Level (dBm)	Limit (dBm)	Result
151	5755	6.008	≤ 30	Pass
159	5795	7.746	≤ 30	Pass

Channel 151 (5755MHz)



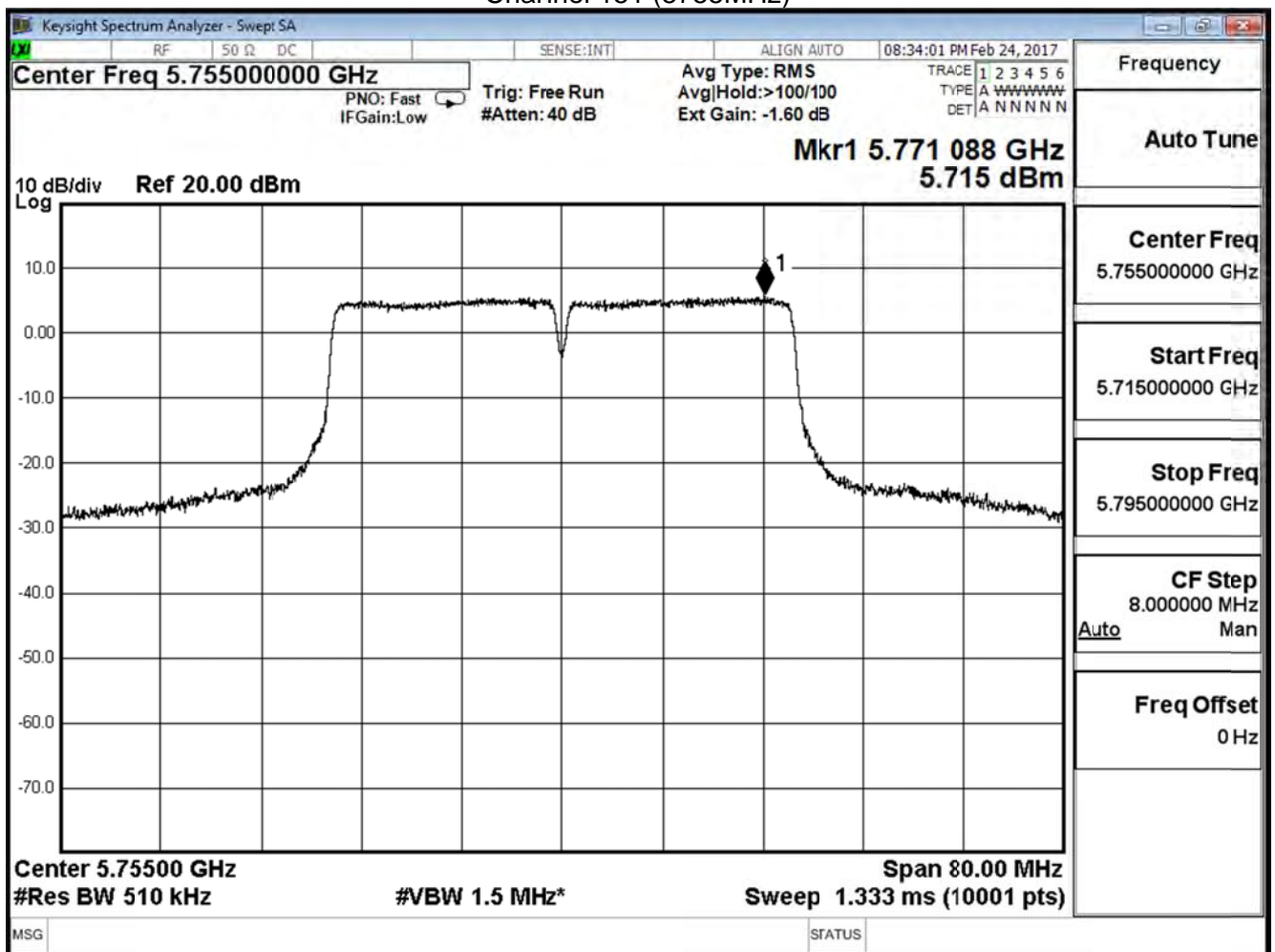
Channel 159 (5795MHz)



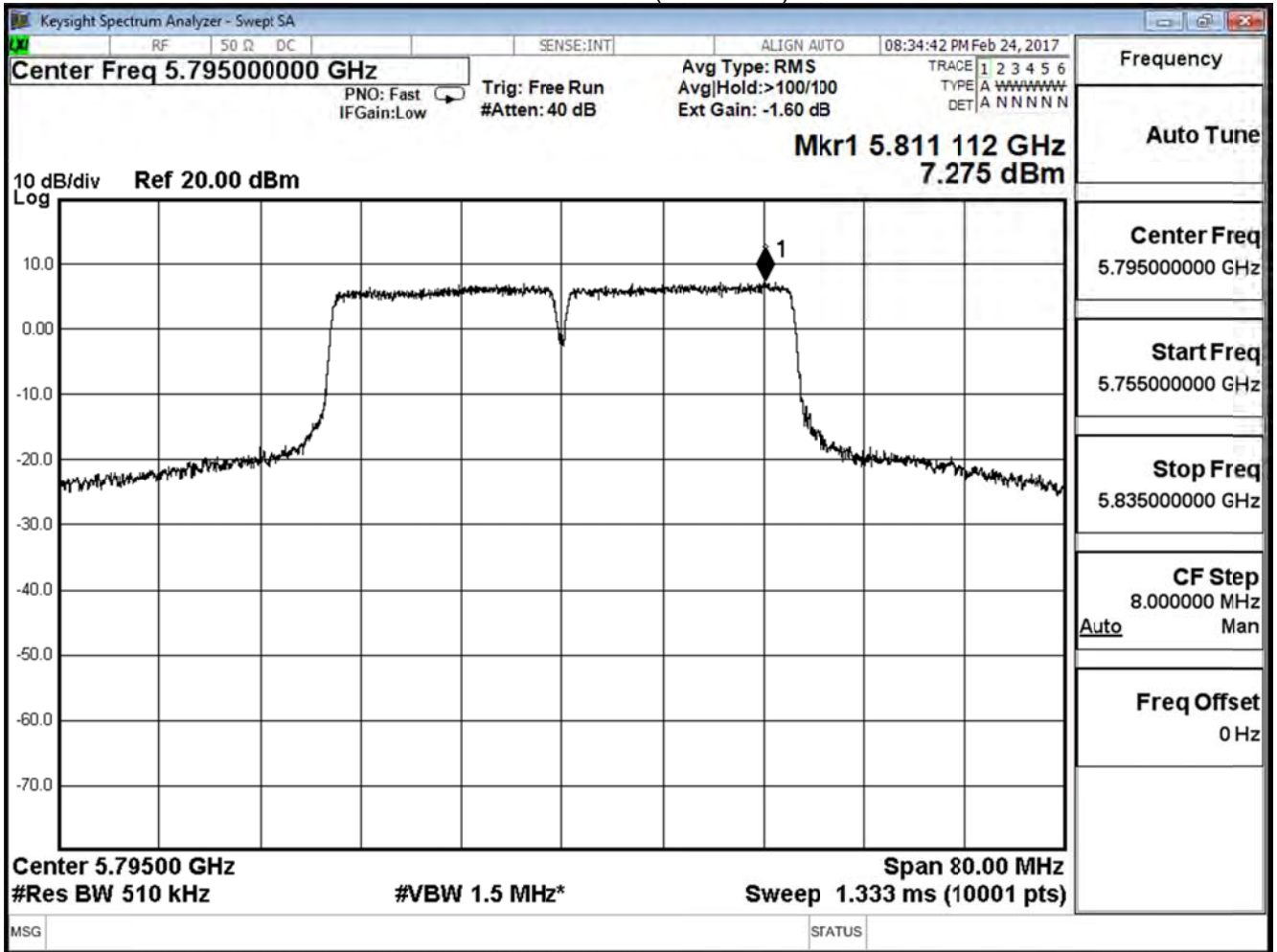
Product	Mimosa C5c		
Test Item	Peak Power Spectral Density		
Test Mode	Mode 2: Tx-Dipole ANT		
Date of Test	2017/02/24	Test Site	SR10-H

IEEE 802.11n(40MHz) (ANT 1)				
Channel No.	Frequency (MHz)	Measurement (dBm)	Limit (dBm)	Result
151	5755	5.715	≤ 30	Pass
159	5795	7.275	≤ 30	Pass

Channel 151 (5755MHz)



Channel 159 (5795MHz)



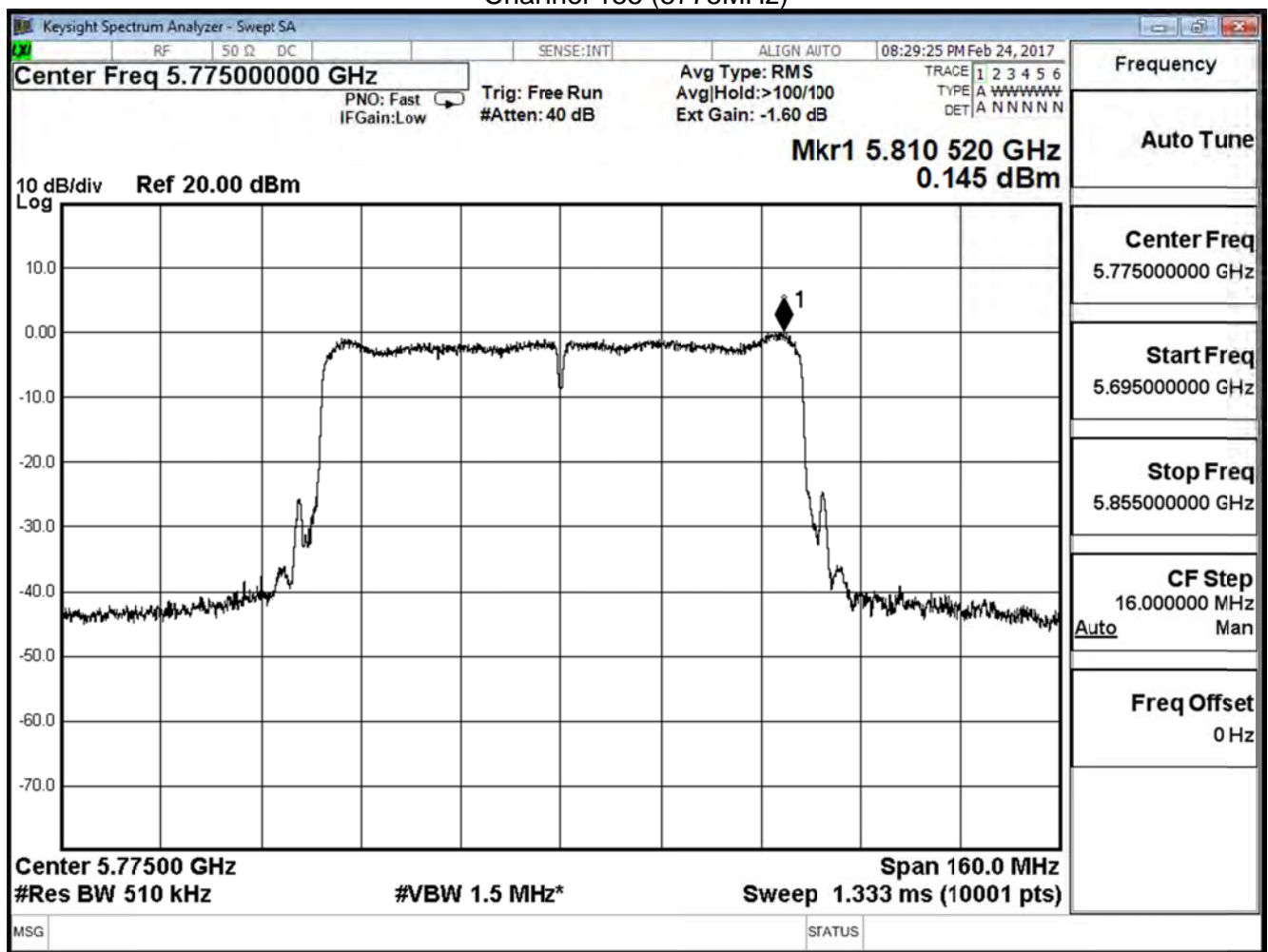
Product	Mimosa C5c		
Test Item	Peak Power Spectral Density		
Test Mode	Mode 2: Tx-Dipole ANT		
Date of Test	2017/02/24	Test Site	SR10-H

IEEE 802.11n(40MHz) (ANT 0+1)				
Channel No.	Frequency (MHz)	Measure Level (dBm)	Limit (dBm)	Result
151	5755	8.874	≤ 30	Pass
159	5795	10.527	≤ 30	Pass

Product	Mimosa C5c		
Test Item	Peak Power Spectral Density		
Test Mode	Mode 2: Tx-Dipole ANT		
Date of Test	2017/02/24	Test Site	SR10-H

IEEE 802.11ac(80MHz)(ANT 0)				
Channel No.	Frequency (MHz)	Measure Level (dBm)	Limit (dBm)	Result
155	5775	0.145	≤30	Pass

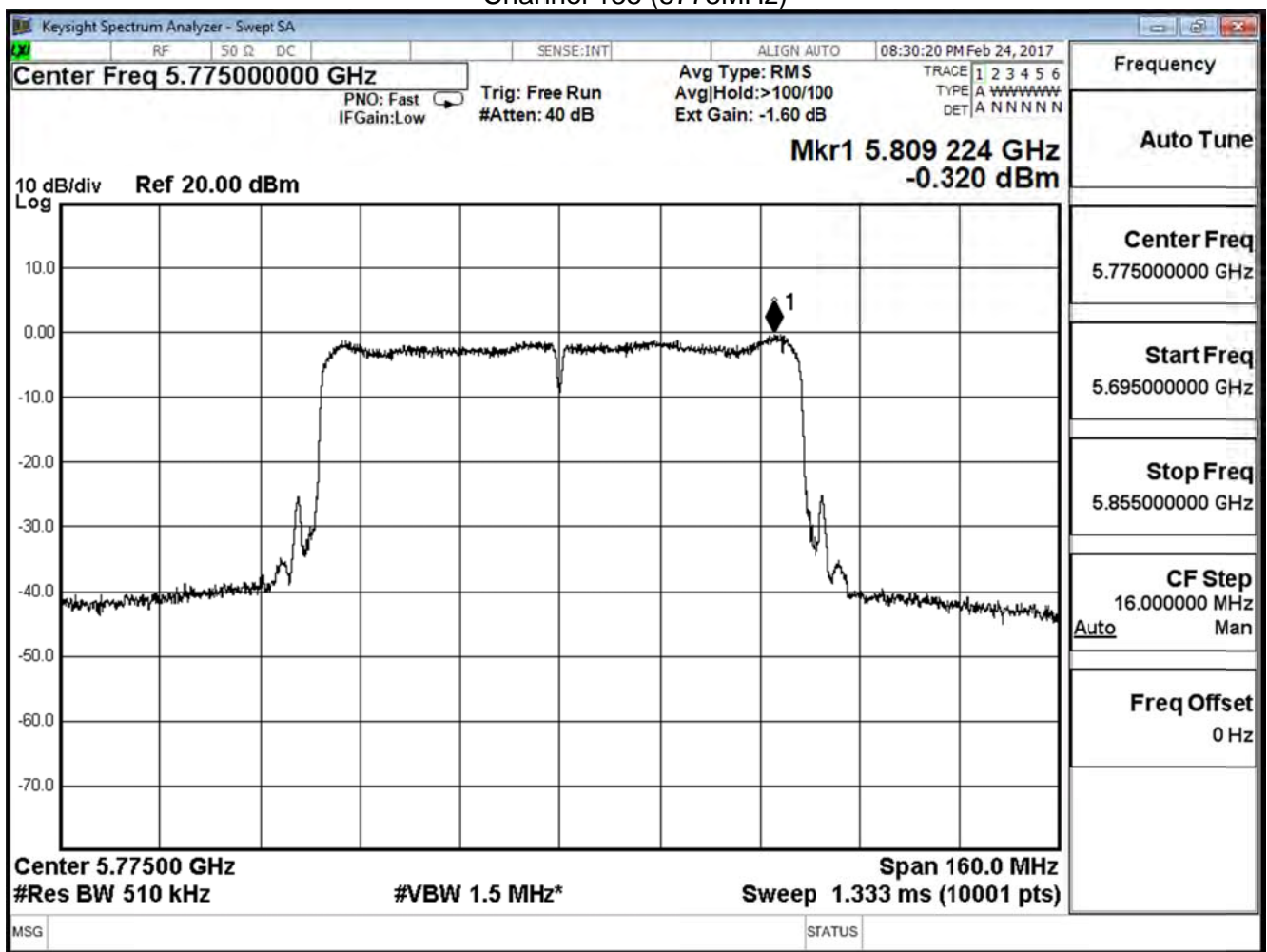
Channel 155 (5775MHz)



Product	Mimosa C5c		
Test Item	Peak Power Spectral Density		
Test Mode	Mode 2: Tx-Dipole ANT		
Date of Test	2017/02/24	Test Site	SR10-H

IEEE 802.11ac(80MHz) (ANT 1)				
Channel No.	Frequency (MHz)	Measurement (dBm)	Limit (dBm)	Result
155	5775	-0.320	≤ 30	Pass

Channel 155 (5775MHz)



Product	Mimosa C5c		
Test Item	Peak Power Spectral Density		
Test Mode	Mode 2: Tx-Dipole ANT		
Date of Test	2017/02/24	Test Site	SR10-H

IEEE 802.11ac(80MHz)(ANT 0+1)				
Channel No.	Frequency (MHz)	Measure Level (dBm)	Limit (dBm)	Result
155	5775	2.929	≤ 30	Pass

6. Radiated Emission

6.1. Test Equipment

The following test equipments are used during the radiated emission test:

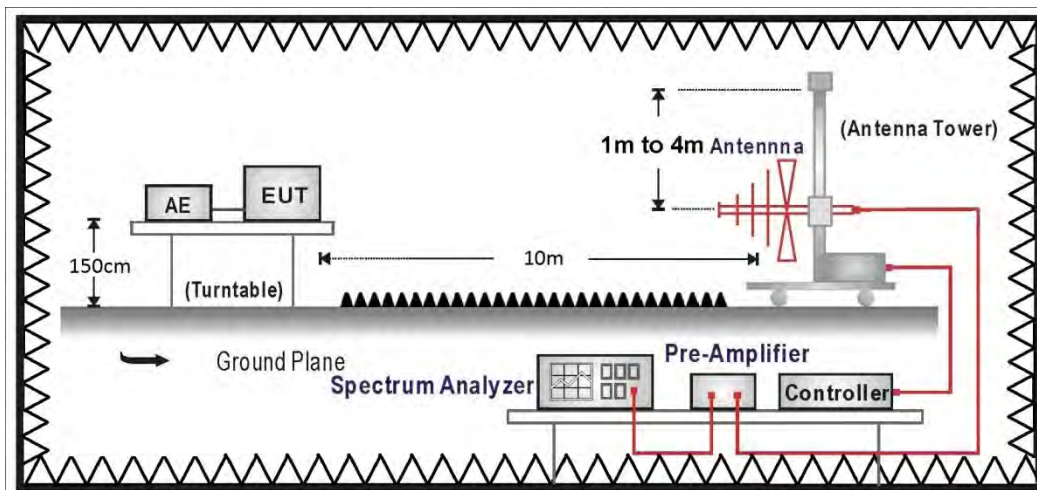
Radiated Emission / CB4-H

Instrument	Manufacturer	Model No.	Serial No	Next Cal. Date
Bilog Antenna	Schaffner	CBL6112B	2891	2017/08/14
Horn Antenna	Schwarzbeck	BBHA 9120	D312	2017/10/25
Pre-Amplifier	EMCI	EMC0031835	980233	2018/02/02
Pre-Amplifier	Schwarzbeck	DBL-1840N506	013	2017/09/29
Pre-Amplifier	Miteq	JS41-001040000-58-5P	1573954	2017/10/04
Horn Antenna	Schwarzbeck	BBHA 9170	203	2017/08/28
Signal & Spectrum Analyzer	R&S	FSV40	101049	2018/01/22

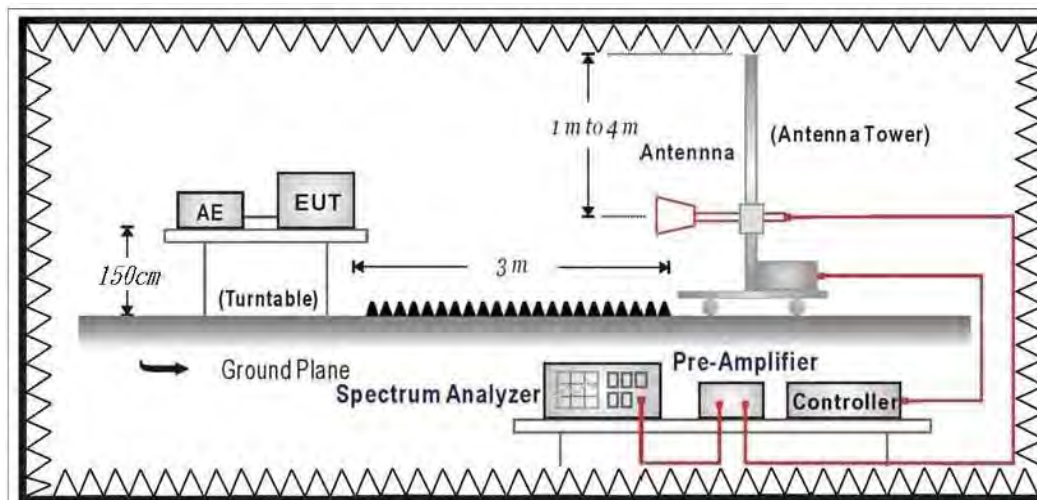
Note: All equipments that need to calibrate are with calibration period of 1 year.

6.2. Test Setup

Under 1GHz Test Setup:



Above 1GHz Test Setup:



6.3. Limits

➤ General Radiated Emission Limits

The provisions of Section 15.205 of this part apply to intentional radiators operating under this section. Radiated emissions which fall in the restricted bands, as defined in Section 15.205, must also comply with the radiated emission limits specified in Section 15.209:

FCC Part 15 Subpart C Paragraph 15.209 Limits		
Frequency MHz	uV/m @3m	dBuV/m@3m
30 - 88	100	40
88 - 216	150	43.5
216 - 960	200	46
Above 960	500	54

Remark:

1. RF Voltage (dBuV) = 20 log RF Voltage (uV)
2. In the Above Table, the tighter limit applies at the band edges.
3. Distance refers to the distance in meters between the measuring instrument antenna and the closed point of any part of the device or system.

➤ Unwanted Emission out of the restricted bands Limits

FCC Part 15 Subpart E Paragraph 15.407(b) Limits		
Frequency (MHz)	EIRP Limit (dBm)	Equivalent Field Strength (dBuV/m@3m)
5150~5250	-27	68.3
5250~5350	-27	68.3
5470~5725	-27	68.3

Remark:

1. For frequencies more than 10 MHz above or below the band edges.
2. For frequency range from the band edges to 10 MHz above or below the band edges.
3. $uV/m = \frac{1000000\sqrt{30 \times EIRP}}{3}$, RF Voltage (dBuV/m) = 20 log RF Voltage (uV/m)

6.4. Test Procedure

The EUT and its simulators are placed on a turn table which is 1.5 meter above ground. The turn table can rotate 360 degrees to determine the position of the maximum emission level. The EUT was positioned such that the distance from antenna to the EUT was 3 meters.

The antenna can move up and down between 1 meter and 4 meters to find out the maximum emission level.

Both horizontal and vertical polarization of the antenna are set on measurement. In order to find the maximum emission, all of the interface cables must be manipulated according to ANSI C63.10: 2013 on radiated measurement.

The additional latch filter below 1GHz was used to measure the level of harmonics radiated emission during field strength of harmonics measurement.

The bandwidth below 1GHz setting on the field strength meter is 120 KHz, above 1GHz are 1 MHz.

The frequency range from 30MHz to 10th harmonics is checked.

6.5. Uncertainty

The measurement uncertainty

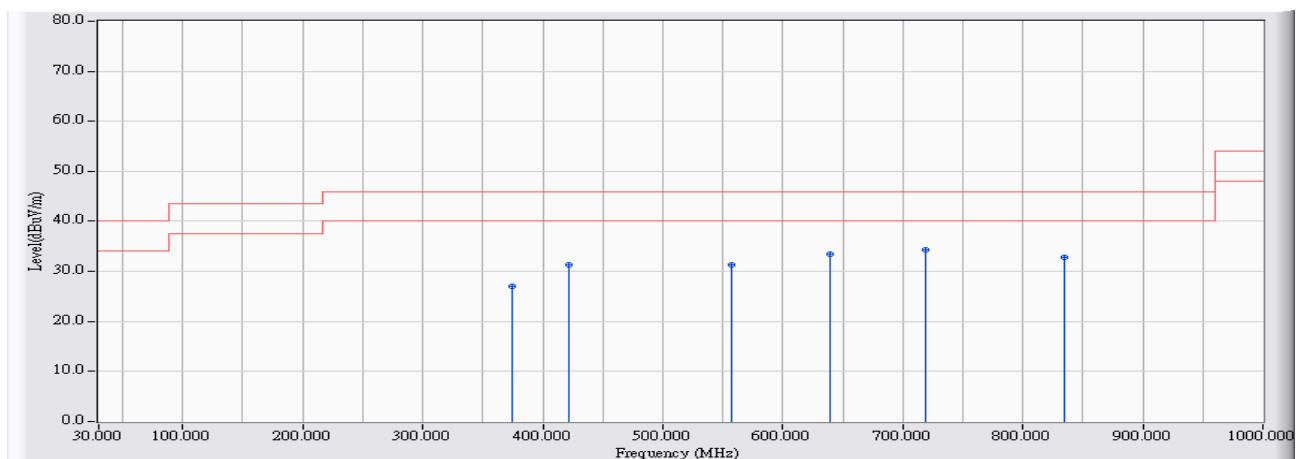
30MHz~1GHz as $\pm 3.43\text{dB}$

1GHz~26.5Ghz as $\pm 3.65\text{dB}$

6.6. Test Result

30MHz-1GHz Spurious

Site : CB4-H	Time : 2017/02/14
Limit : FCC_CLASS_B_03M_QP	Margin : 6
Probe : CB4-H_CE_Sub_30-1GHz_3M_0117 - HORIZONTAL	Power : AC 120V / 60Hz
EUT : Mimosa C5c	Note : 802.11ac(20M)_5220MHz Mode 1: Tx-Dish ANT

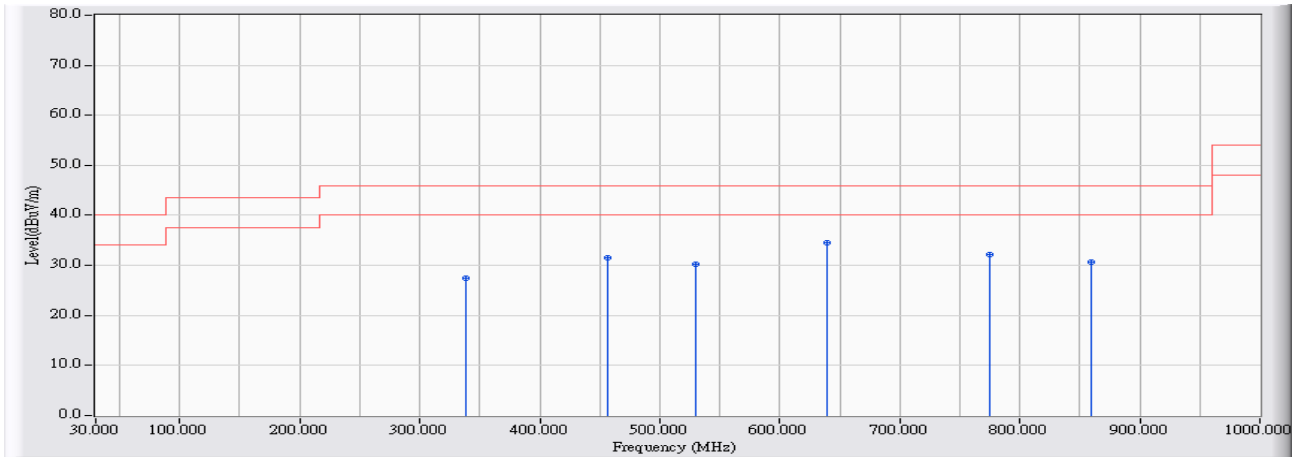


	Frequency (MHz)	Correct Factor (dB)	Reading Level (dBuV)	Measure Level (dBuV/m)	Margin (dB)	Limit (dBuV/m)	Detector Type
1	374.995	18.665	8.252	26.917	-19.083	46.000	QUASPEAK
2	422.035	21.770	9.442	31.212	-14.788	46.000	QUASPEAK
3	557.821	23.279	7.979	31.258	-14.742	46.000	QUASPEAK
4	639.972	23.290	10.191	33.481	-12.519	46.000	QUASPEAK
5	* 718.340	23.780	10.540	34.320	-11.680	46.000	QUASPEAK
6	834.729	25.284	7.473	32.757	-13.243	46.000	QUASPEAK

Note:

1. All Reading Levels are Quasi-Peak value.
2. “ * ”, means this data is the worst emission level.
3. Measurement Level = Reading Level + Correct Factor.

Site : CB4-H	Time : 2017/02/14
Limit : FCC_CLASS_B_03M_QP	Margin : 6
Probe : CB4-H_CE_Sub_30-1GHz_3M_0117 - VERTICAL	Power : AC 120V / 60Hz
EUT : Mimosa C5c	Note : 802.11ac(20M)_5220MHz Mode 1: Tx-Dish ANT

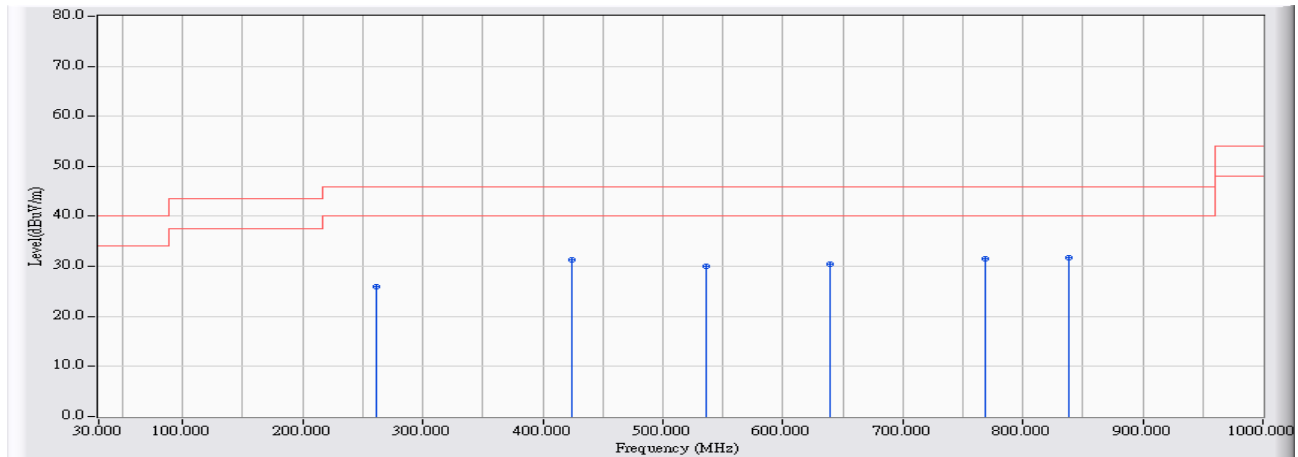


	Frequency (MHz)	Correct Factor (dB)	Reading Level (dBuV)	Measure Level (dBuV/m)	Margin (dB)	Limit (dBuV/m)	Detector Type
1	338.235	19.053	8.348	27.401	-18.599	46.000	QUASIPeAK
2	455.981	22.071	9.448	31.519	-14.481	46.000	QUASIPeAK
3	529.306	23.863	6.429	30.292	-15.708	46.000	QUASIPeAK
4	* 639.875	24.840	9.784	34.624	-11.376	46.000	QUASIPeAK
5	775.079	25.215	6.979	32.195	-13.805	46.000	QUASIPeAK
6	859.073	25.891	4.827	30.718	-15.282	46.000	QUASIPeAK

Note:

1. All Reading Levels are Quasi-Peak value.
2. “ * ”, means this data is the worst emission level.
3. Measurement Level = Reading Level + Correct Factor.

Site : CB4-H	Time : 2017/02/14
Limit : FCC_CLASS_B_03M_QP	Margin : 6
Probe : CB4-H_CE_Sub_30-1GHz_3M_0117 - HORIZONTAL	Power : AC 120V / 60Hz
EUT : Mimosa C5c	Note : 802.11ac(40M)_5190MHz Mode 1: Tx-Dish ANT

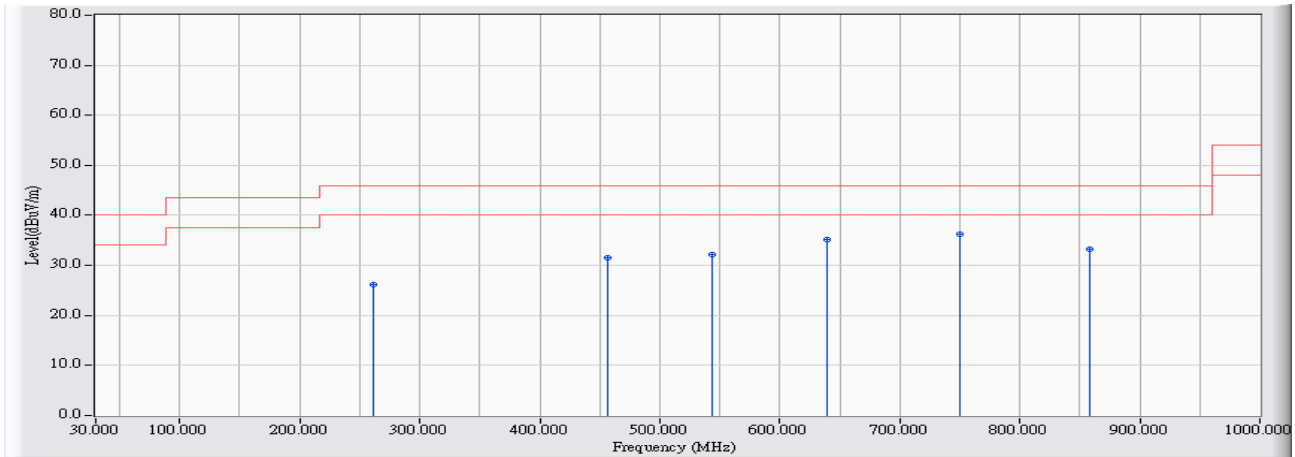


	Frequency (MHz)	Correct Factor (dB)	Reading Level (dBuV)	Measure Level (dBuV/m)	Margin (dB)	Limit (dBuV/m)	Detector Type
1	261.031	18.710	7.252	25.962	-20.038	46.000	QUASPEAK
2	423.878	21.624	9.781	31.404	-14.596	46.000	QUASPEAK
3	535.901	22.715	7.264	29.979	-16.021	46.000	QUASPEAK
4	638.905	23.320	7.125	30.445	-15.555	46.000	QUASPEAK
5	769.066	24.676	6.833	31.508	-14.492	46.000	QUASPEAK
6	* 837.735	25.243	6.534	31.776	-14.224	46.000	QUASPEAK

Note:

1. All Reading Levels are Quasi-Peak value.
2. “ * ”, means this data is the worst emission level.
3. Measurement Level = Reading Level + Correct Factor.

Site : CB4-H	Time : 2017/02/14
Limit : FCC_CLASS_B_03M_QP	Margin : 6
Probe : CB4-H_CE_Sub_30-1GHz_3M_0117 - VERTICAL	Power : AC 120V / 60Hz
EUT : Mimosa C5c	Note : 802.11ac(40M)_5190MHz Mode 1: Tx-Dish ANT

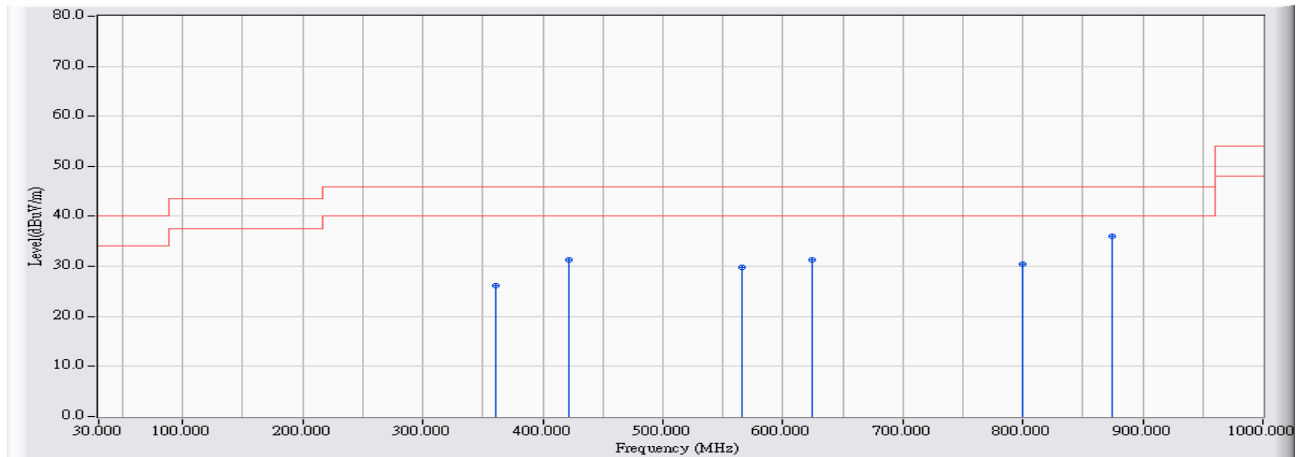


	Frequency (MHz)	Correct Factor (dB)	Reading Level (dBuV)	Measure Level (dBuV/m)	Margin (dB)	Limit (dBuV/m)	Detector Type
1	261.031	18.992	7.252	26.244	-19.756	46.000	QUASIPeAK
2	455.981	22.071	9.448	31.519	-14.481	46.000	QUASIPeAK
3	542.982	24.870	7.335	32.205	-13.795	46.000	QUASIPeAK
4	639.972	24.842	10.283	35.125	-10.875	46.000	QUASIPeAK
5	* 750.056	25.588	10.634	36.222	-9.778	46.000	QUASIPeAK
6	858.588	25.882	7.422	33.304	-12.696	46.000	QUASIPeAK

Note:

1. All Reading Levels are Quasi-Peak value.
2. “ * ”, means this data is the worst emission level.
3. Measurement Level = Reading Level + Correct Factor.

Site : CB4-H	Time : 2017/02/14
Limit : FCC_CLASS_B_03M_QP	Margin : 6
Probe : CB4-H_CE_Sub_30-1GHz_3M_0117 - HORIZONTAL	Power : AC 120V / 60Hz
EUT : Mimosa C5c	Note : 802.11ac(80M)_5210MHz Mode 1: Tx-Dish ANT

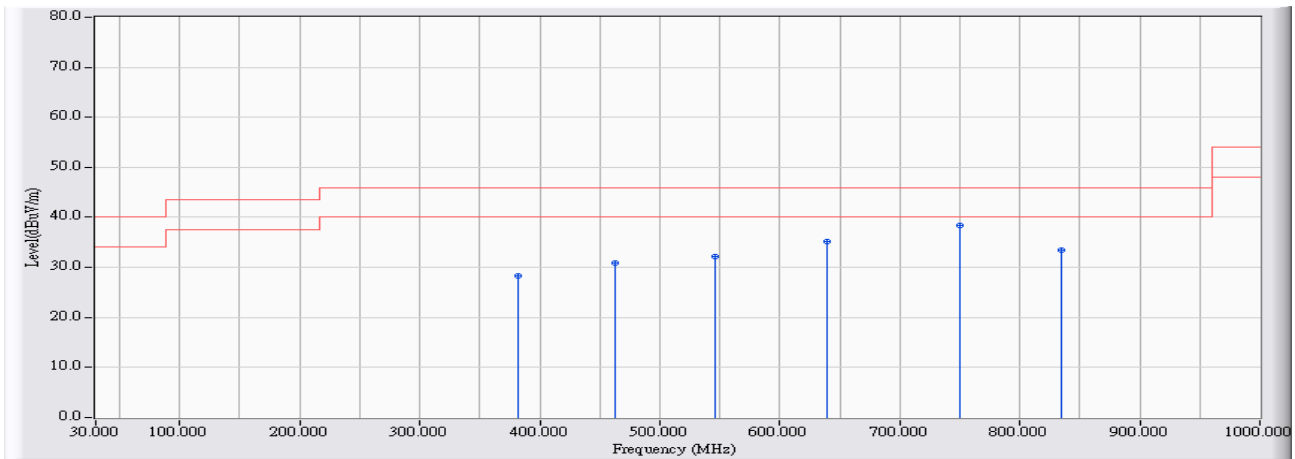


		Frequency (MHz)	Correct Factor (dB)	Reading Level (dBuV)	Measure Level (dBuV/m)	Margin (dB)	Limit (dBuV/m)	Detector Type
1		361.125	18.689	7.528	26.217	-19.783	46.000	QUASPEAK
2		422.035	21.770	9.442	31.212	-14.788	46.000	QUASPEAK
3		565.386	23.433	6.440	29.873	-16.127	46.000	QUASPEAK
4		624.939	23.556	7.765	31.321	-14.679	46.000	QUASPEAK
5		800.394	23.856	6.691	30.548	-15.452	46.000	QUASPEAK
6	*	874.980	25.306	10.648	35.954	-10.046	46.000	QUASPEAK

Note:

1. All Reading Levels are Quasi-Peak value.
2. “ * ”, means this data is the worst emission level.
3. Measurement Level = Reading Level + Correct Factor.

Site : CB4-H	Time : 2017/02/14
Limit : FCC_CLASS_B_03M_QP	Margin : 6
Probe : CB4-H_CE_Sub_30-1GHz_3M_0117 - VERTICAL	Power : AC 120V / 60Hz
EUT : Mimosa C5c	Note : 802.11ac(80M)_5210MHz Mode 1: Tx-Dish ANT

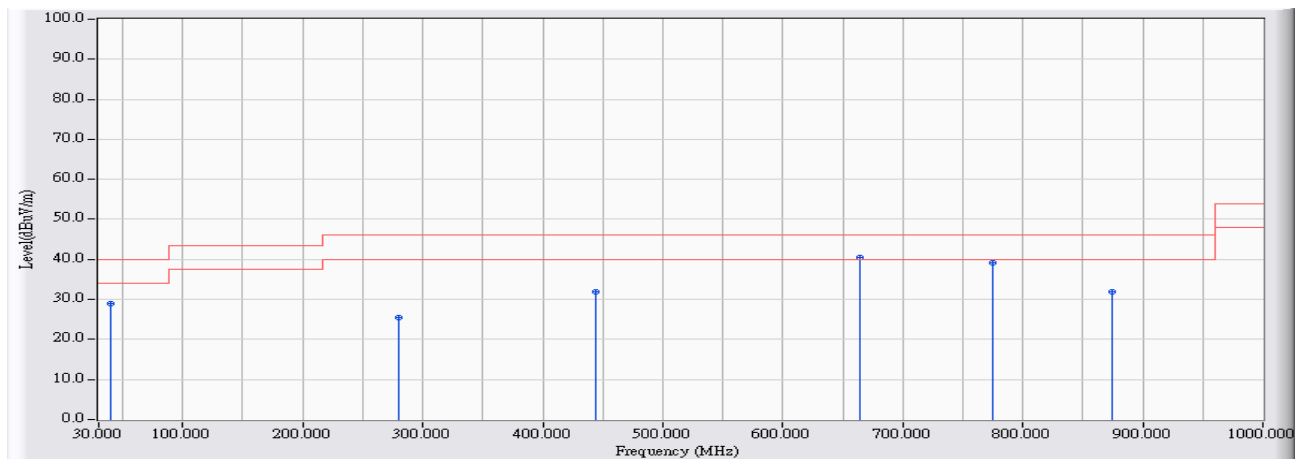


	Frequency (MHz)	Correct Factor (dB)	Reading Level (dBuV)	Measure Level (dBuV/m)	Margin (dB)	Limit (dBuV/m)	Detector Type
1	382.269	20.240	8.048	28.288	-17.712	46.000	QUASPEAK
2	462.674	22.242	8.612	30.854	-15.146	46.000	QUASPEAK
3	546.473	24.634	7.570	32.204	-13.796	46.000	QUASPEAK
4	639.972	24.842	10.283	35.125	-10.875	46.000	QUASPEAK
5	* 749.862	25.588	12.757	38.345	-7.655	46.000	QUASPEAK
6	834.729	25.885	7.473	33.358	-12.642	46.000	QUASPEAK

Note:

1. All Reading Levels are Quasi-Peak value.
2. “ * ”, means this data is the worst emission level.
3. Measurement Level = Reading Level + Correct Factor.

Site : CB2-H	Time : 2017/03/11
Limit : FCC_CLASS_B_03M_QP	Margin : 6
Probe : CB2_FCC_EFS_S2_30M-1GHz_1116 - HORIZONTAL	Power : AC 120V / 60Hz
EUT : Mimosa C5c	Note : 802.11ac(20M)_5300MHz Mode 1: Tx-Dish ANT

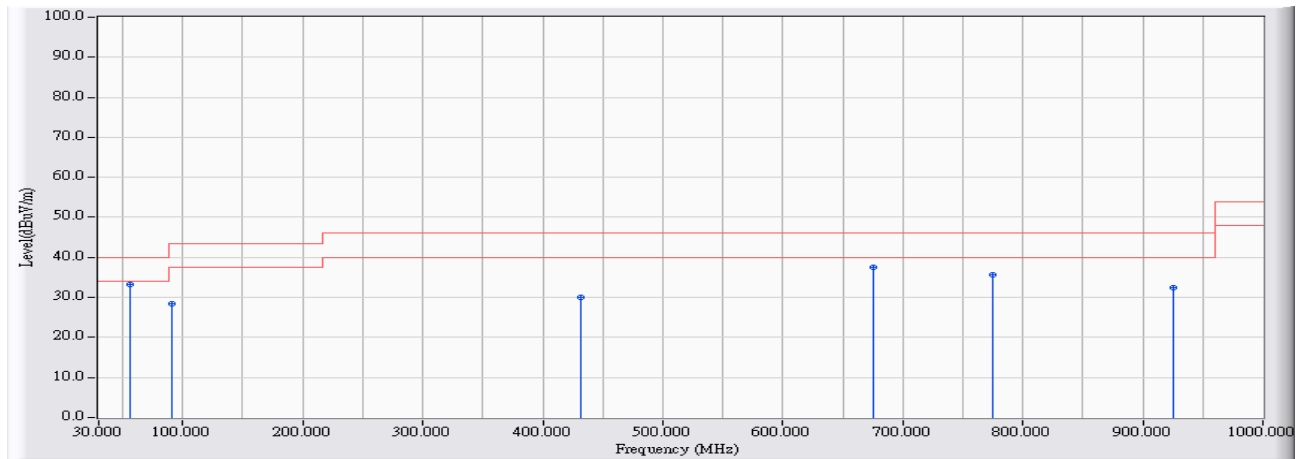


	Frequency (MHz)	Correct Factor (dB)	Reading Level (dBuV)	Measure Level (dBuV/m)	Margin (dB)	Limit (dBuV/m)	Detector Type
1	39.505	-16.164	45.075	28.911	-11.089	40.000	QUASPEAK
2	279.944	-19.546	45.125	25.579	-20.421	46.000	QUASPEAK
3	444.537	-15.286	47.108	31.821	-14.179	46.000	QUASPEAK
4	* 663.929	-12.399	53.009	40.610	-5.390	46.000	QUASPEAK
5	774.983	-10.568	49.834	39.266	-6.734	46.000	QUASPEAK
6	874.980	-9.721	41.692	31.971	-14.029	46.000	QUASPEAK

Note:

1. All Reading Levels are Quasi-Peak value.
2. “ * ”, means this data is the worst emission level.
3. Measurement Level = Reading Level + Correct Factor.

Site : CB2-H	Time : 2017/03/11
Limit : FCC_CLASS_B_03M_QP	Margin : 6
Probe : CB2_FCC_EFS_S2_30M-1GHz_1116 - VERTICAL	Power : AC 120V / 60Hz
EUT : Mimosa C5c	Note : 802.11ac(20M)_5300MHz Mode 1: Tx-Dish ANT

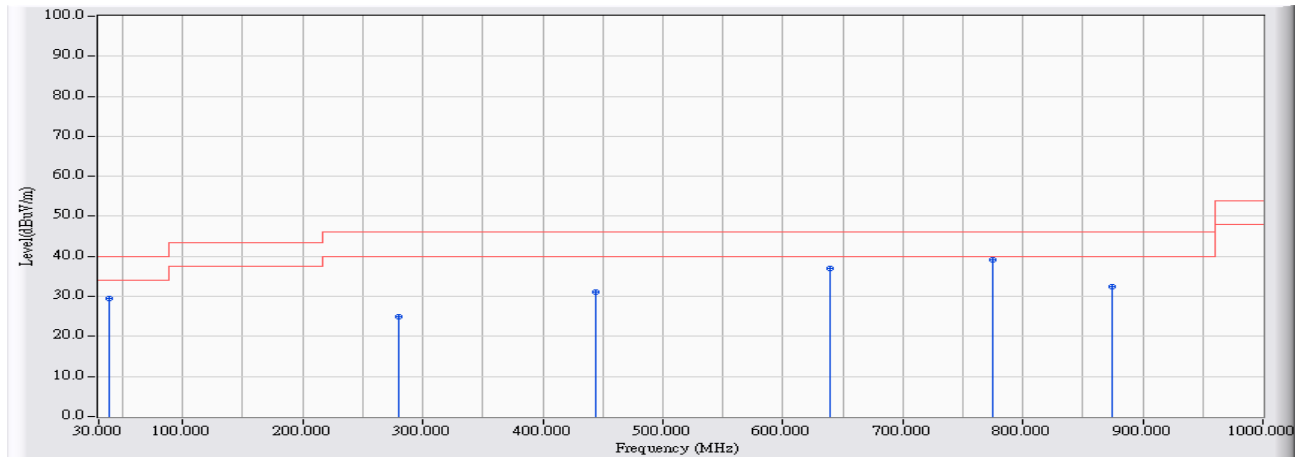


		Frequency (MHz)	Correct Factor (dB)	Reading Level (dBuV)	Measure Level (dBuV/m)	Margin (dB)	Limit (dBuV/m)	Detector Type
1	*	55.896	-27.050	60.183	33.133	-6.867	40.000	QUASPEAK
2		90.328	-25.415	53.857	28.442	-15.058	43.500	QUASPEAK
3		431.443	-15.765	45.690	29.925	-16.075	46.000	QUASPEAK
4		674.986	-11.877	49.461	37.584	-8.416	46.000	QUASPEAK
5		774.983	-10.568	46.341	35.773	-10.227	46.000	QUASPEAK
6		925.026	-9.345	41.839	32.494	-13.506	46.000	QUASPEAK

Note:

1. All Reading Levels are Quasi-Peak value.
2. “ * ”, means this data is the worst emission level.
3. Measurement Level = Reading Level + Correct Factor.

Site : CB2-H	Time : 2017/03/11
Limit : FCC_CLASS_B_03M_QP	Margin : 6
Probe : CB2_FCC_EFS_S2_30M-1GHz_1116 - HORIZONTAL	Power : AC 120V / 60Hz
EUT : Mimosa C5c	Note : 802.11ac(40M)_5270MHz Mode 1: Tx-Dish ANT

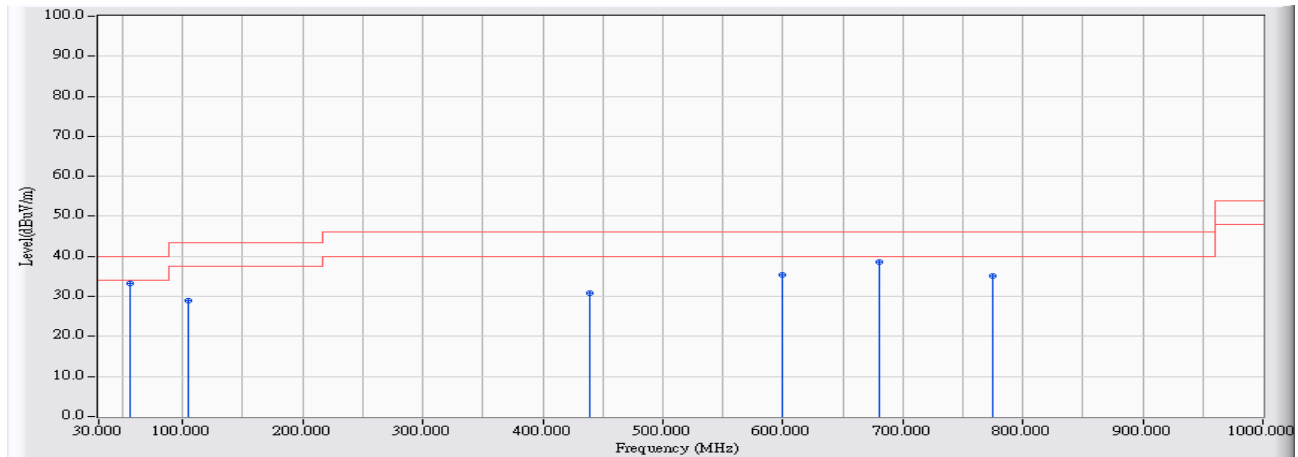


	Frequency (MHz)	Correct Factor (dB)	Reading Level (dBuV)	Measure Level (dBuV/m)	Margin (dB)	Limit (dBuV/m)	Detector Type
1	38.923	-16.217	45.793	29.577	-10.423	40.000	QUASPEAK
2	279.944	-19.546	44.472	24.926	-21.074	46.000	QUASPEAK
3	444.440	-15.292	46.494	31.202	-14.798	46.000	QUASPEAK
4	639.972	-13.151	50.149	36.998	-9.002	46.000	QUASPEAK
5	* 774.983	-10.568	49.682	39.114	-6.886	46.000	QUASPEAK
6	874.980	-9.721	42.029	32.308	-13.692	46.000	QUASPEAK

Note:

1. All Reading Levels are Quasi-Peak value.
2. “ * ”, means this data is the worst emission level.
3. Measurement Level = Reading Level + Correct Factor.

Site : CB2-H	Time : 2017/03/11
Limit : FCC_CLASS_B_03M_QP	Margin : 6
Probe : CB2_FCC_EFS_S2_30M-1GHz_1116 - VERTICAL	Power : AC 120V / 60Hz
EUT : Mimosa C5c	Note : 802.11ac(40M)_5270MHz Mode 1: Tx-Dish ANT

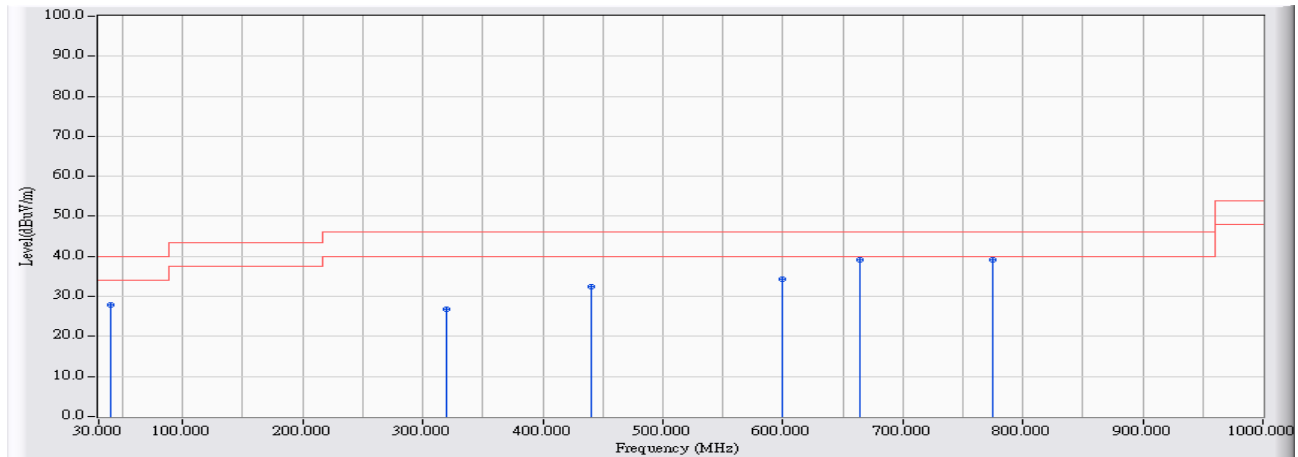


		Frequency (MHz)	Correct Factor (dB)	Reading Level (dBuV)	Measure Level (dBuV/m)	Margin (dB)	Limit (dBuV/m)	Detector Type
1	*	55.799	-27.023	60.390	33.368	-6.632	40.000	QUASPEAK
2		104.683	-22.854	51.906	29.051	-14.449	43.500	QUASPEAK
3		439.396	-15.540	46.270	30.730	-15.270	46.000	QUASPEAK
4		599.915	-13.136	48.595	35.458	-10.542	46.000	QUASPEAK
5		679.932	-11.799	50.443	38.643	-7.357	46.000	QUASPEAK
6		774.983	-10.568	45.822	35.254	-10.746	46.000	QUASPEAK

Note:

1. All Reading Levels are Quasi-Peak value.
2. “ * ”, means this data is the worst emission level.
3. Measurement Level = Reading Level + Correct Factor.

Site : CB2-H	Time : 2017/03/11
Limit : FCC_CLASS_B_03M_QP	Margin : 6
Probe : CB2_FCC_EFS_S2_30M-1GHz_1116 - HORIZONTAL	Power : AC 120V / 60Hz
EUT : Mimosa C5c	Note : 802.11ac(80M)_5290MHz Mode 1: Tx-Dish ANT

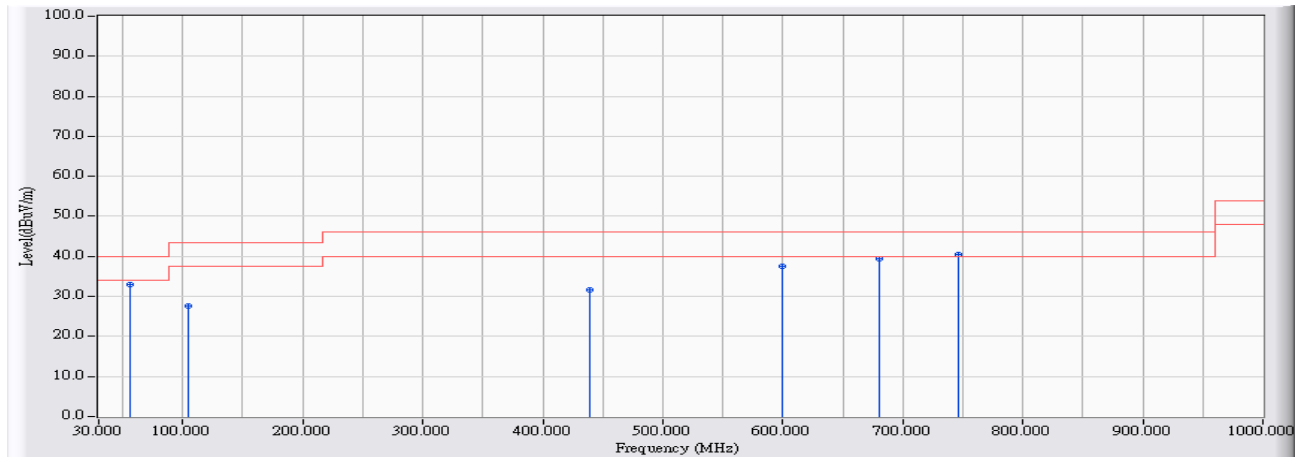


	Frequency (MHz)	Correct Factor (dB)	Reading Level (dBuV)	Measure Level (dBuV/m)	Margin (dB)	Limit (dBuV/m)	Detector Type
1	39.408	-16.172	44.159	27.986	-12.014	40.000	QUASPEAK
2	320.001	-19.126	46.030	26.904	-19.096	46.000	QUASPEAK
3	439.978	-15.520	47.853	32.333	-13.667	46.000	QUASPEAK
4	599.915	-13.136	47.515	34.378	-11.622	46.000	QUASPEAK
5	663.929	-12.399	51.533	39.134	-6.866	46.000	QUASPEAK
6	* 774.983	-10.568	49.737	39.169	-6.831	46.000	QUASPEAK

Note:

1. All Reading Levels are Quasi-Peak value.
2. “ * ”, means this data is the worst emission level.
3. Measurement Level = Reading Level + Correct Factor.

Site : CB2-H	Time : 2017/03/11
Limit : FCC_CLASS_B_03M_QP	Margin : 6
Probe : CB2_FCC_EFS_S2_30M-1GHz_1116 - VERTICAL	Power : AC 120V / 60Hz
EUT : Mimosa C5c	Note : 802.11ac(80M)_5290MHz Mode 1: Tx-Dish ANT

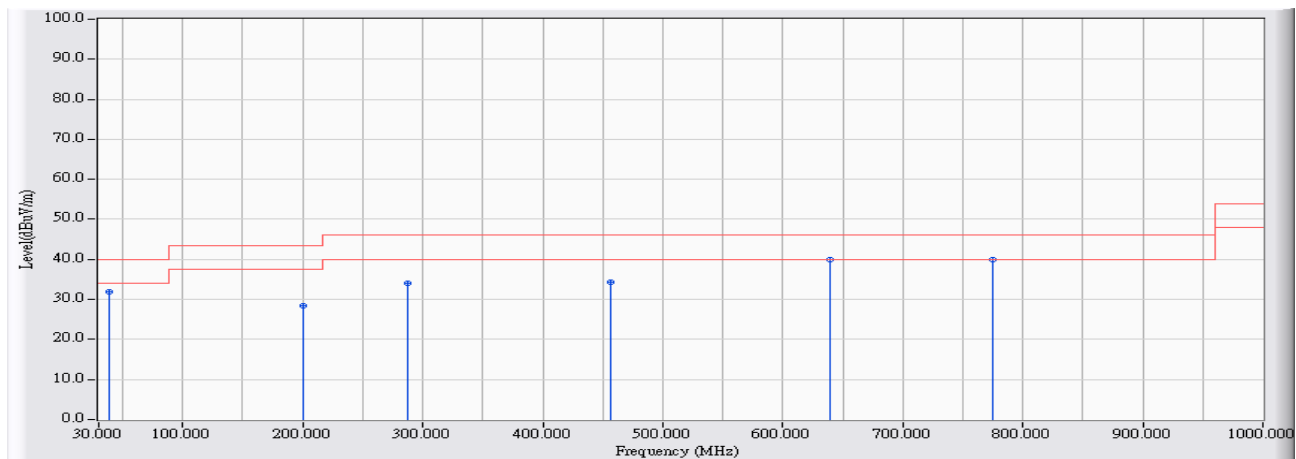


	Frequency (MHz)	Correct Factor (dB)	Reading Level (dBuV)	Measure Level (dBuV/m)	Margin (dB)	Limit (dBuV/m)	Detector Type
1	55.896	-27.050	59.991	32.941	-7.059	40.000	QUASPEAK
2	104.780	-22.844	50.546	27.702	-15.798	43.500	QUASPEAK
3	439.299	-15.544	47.230	31.687	-14.313	46.000	QUASPEAK
4	599.915	-13.136	50.791	37.654	-8.346	46.000	QUASPEAK
5	679.932	-11.799	51.316	39.516	-6.484	46.000	QUASPEAK
6	* 746.273	-11.630	51.987	40.358	-5.642	46.000	QUASPEAK

Note:

1. All Reading Levels are Quasi-Peak value.
2. “ * ”, means this data is the worst emission level.
3. Measurement Level = Reading Level + Correct Factor.

Site : CB2-H	Time : 2017/03/06
Limit : FCC_CLASS_B_03M_QP	Margin : 6
Probe : CB2_FCC_EFS_S2_30M-1GHz_1116 - HORIZONTAL	Power : AC 120V / 60Hz
EUT : Mimosa C5c	Note : 802.11ac(20M)_5580MHz Mode 1: Tx-Dish ANT

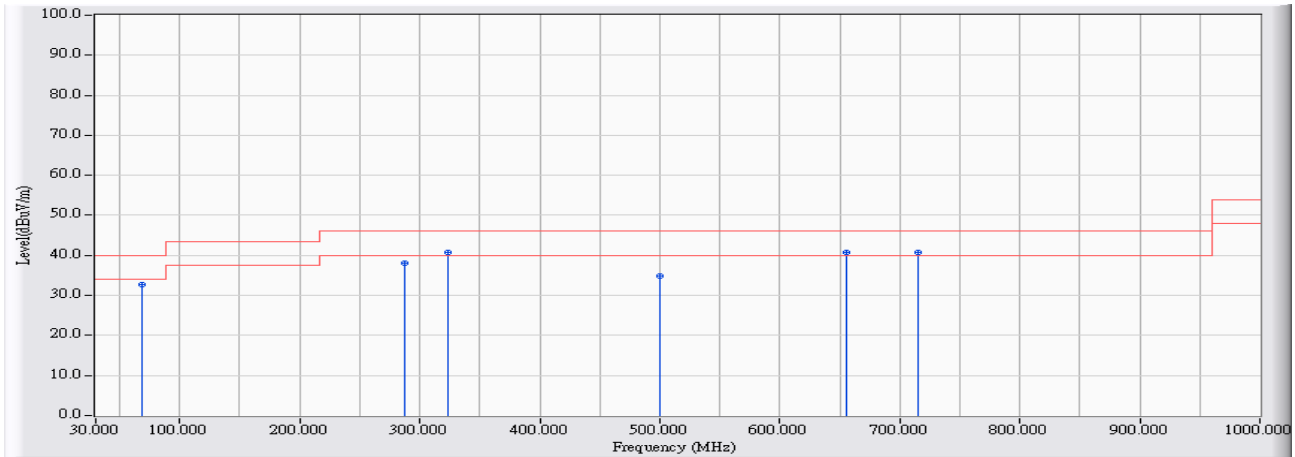


		Frequency (MHz)	Correct Factor (dB)	Reading Level (dBuV)	Measure Level (dBuV/m)	Margin (dB)	Limit (dBuV/m)	Detector Type
1		38.244	-16.276	48.223	31.946	-8.054	40.000	QUASPEAK
2		200.024	-23.331	51.623	28.292	-15.208	43.500	QUASPEAK
3		287.994	-19.503	53.669	34.166	-11.834	46.000	QUASPEAK
4		456.563	-14.890	49.142	34.252	-11.748	46.000	QUASPEAK
5		639.972	-13.151	53.051	39.900	-6.100	46.000	QUASPEAK
6	*	774.886	-10.578	50.536	39.958	-6.042	46.000	QUASPEAK

Note:

1. All Reading Levels are Quasi-Peak value.
2. “ * ”, means this data is the worst emission level.
3. Measurement Level = Reading Level + Correct Factor.

Site : CB2-H	Time : 2017/03/06
Limit : FCC_CLASS_B_03M_QP	Margin : 6
Probe : CB2_FCC_EFS_S2_30M-1GHz_1116 - VERTICAL	Power : AC 120V / 60Hz
EUT : Mimosa C5c	Note : 802.11ac(20M)_5580MHz Mode 1: Tx-Dish ANT

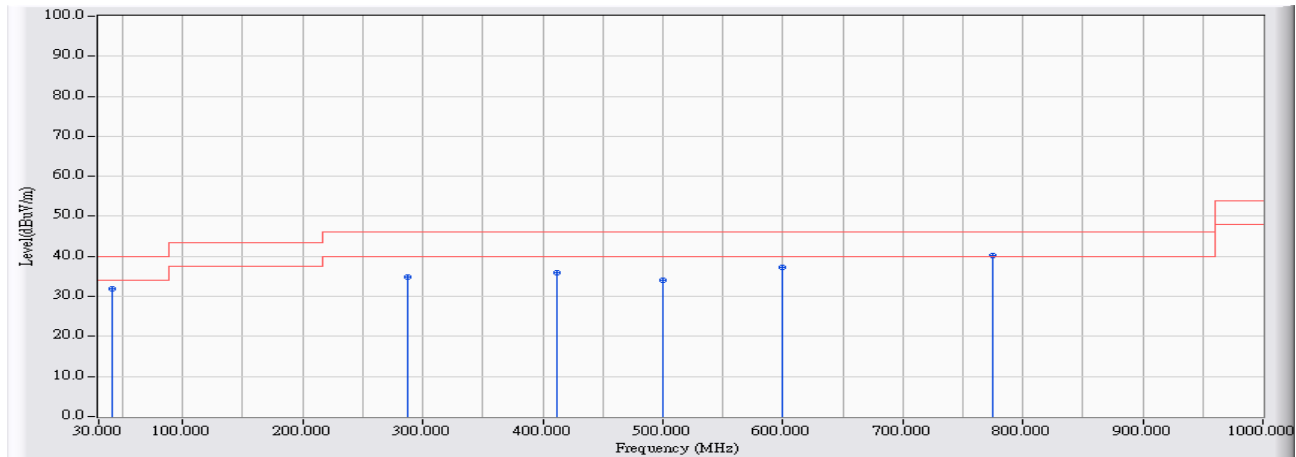


	Frequency (MHz)	Correct Factor (dB)	Reading Level (dBuV)	Measure Level (dBuV/m)	Margin (dB)	Limit (dBuV/m)	Detector Type
1	68.990	-27.890	60.694	32.804	-7.196	40.000	QUASPEAK
2	287.994	-19.503	57.449	37.946	-8.054	46.000	QUASPEAK
3	323.978	-18.890	59.617	40.727	-5.273	46.000	QUASPEAK
4	500.015	-14.418	49.289	34.870	-11.130	46.000	QUASPEAK
5	* 655.587	-13.011	53.835	40.824	-5.176	46.000	QUASPEAK
6	715.430	-11.896	52.602	40.706	-5.294	46.000	QUASPEAK

Note:

1. All Reading Levels are Quasi-Peak value.
2. “ * ”, means this data is the worst emission level.
3. Measurement Level = Reading Level + Correct Factor.

Site : CB2-H	Time : 2017/03/06
Limit : FCC_CLASS_B_03M_QP	Margin : 6
Probe : CB2_FCC_EFS_S2_30M-1GHz_1116 - HORIZONTAL	Power : AC 120V / 60Hz
EUT : Mimosa C5c	Note : 802.11ac(40M)_5550MHz Mode 1: Tx-Dish ANT

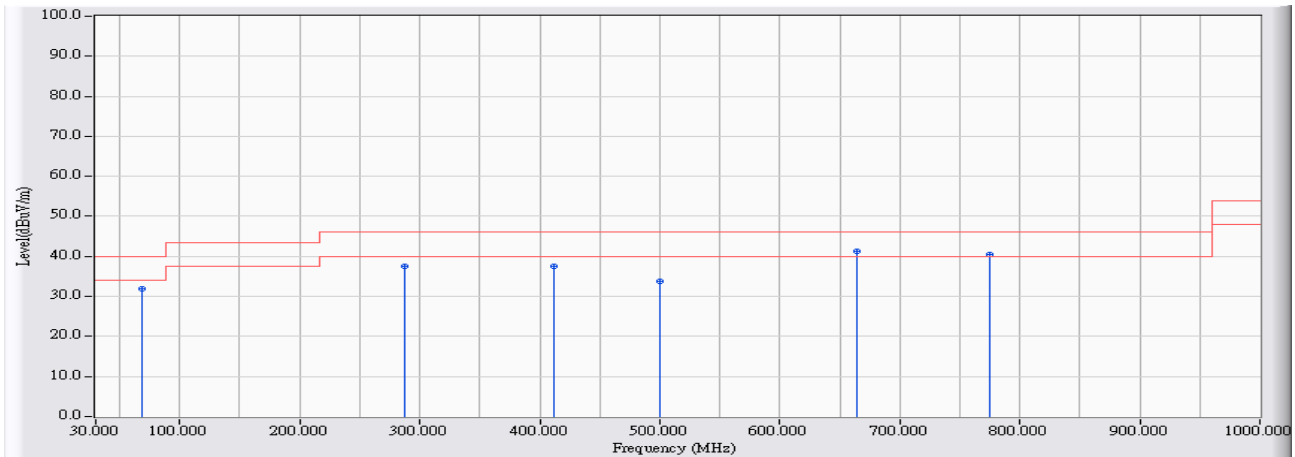


		Frequency (MHz)	Correct Factor (dB)	Reading Level (dBuV)	Measure Level (dBuV/m)	Margin (dB)	Limit (dBuV/m)	Detector Type
1		40.669	-16.955	48.912	31.957	-8.043	40.000	QUASPEAK
2		287.994	-19.503	54.388	34.885	-11.115	46.000	QUASPEAK
3		412.142	-15.890	51.859	35.969	-10.031	46.000	QUASPEAK
4		499.918	-14.422	48.408	33.986	-12.014	46.000	QUASPEAK
5		599.915	-13.136	50.348	37.211	-8.789	46.000	QUASPEAK
6	*	774.983	-10.568	50.795	40.227	-5.773	46.000	QUASPEAK

Note:

1. All Reading Levels are Quasi-Peak value.
2. “ * ”, means this data is the worst emission level.
3. Measurement Level = Reading Level + Correct Factor.

Site : CB2-H	Time : 2017/03/06
Limit : FCC_CLASS_B_03M_QP	Margin : 6
Probe : CB2_FCC_EFS_S2_30M-1GHz_1116 - VERTICAL	Power : AC 120V / 60Hz
EUT : Mimosa C5c	Note : 802.11ac(40M)_5550MHz Mode 1: Tx-Dish ANT

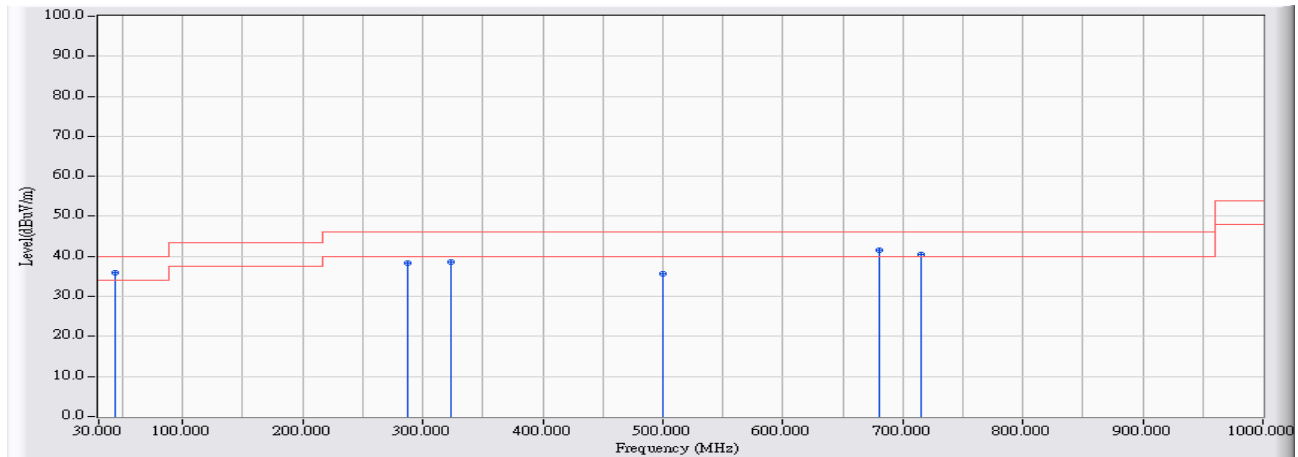


	Frequency (MHz)	Correct Factor (dB)	Reading Level (dBuV)	Measure Level (dBuV/m)	Margin (dB)	Limit (dBuV/m)	Detector Type
1	68.311	-27.914	59.754	31.840	-8.160	40.000	QUASPEAK
2	287.994	-19.503	56.921	37.418	-8.582	46.000	QUASPEAK
3	411.172	-15.856	53.275	37.419	-8.581	46.000	QUASPEAK
4	500.015	-14.418	48.112	33.693	-12.307	46.000	QUASPEAK
5	* 663.929	-12.399	53.583	41.184	-4.816	46.000	QUASPEAK
6	774.983	-10.568	51.165	40.597	-5.403	46.000	QUASPEAK

Note:

1. All Reading Levels are Quasi-Peak value.
2. “ * ”, means this data is the worst emission level.
3. Measurement Level = Reading Level + Correct Factor.

Site : CB2-H	Time : 2017/03/06
Limit : FCC_CLASS_B_03M_QP	Margin : 6
Probe : CB2_FCC_EFS_S2_30M-1GHz_1116 - HORIZONTAL	Power : AC 120V / 60Hz
EUT : Mimosa C5c	Note : 802.11ac(80M)_5530MHz Mode 1: Tx-Dish ANT

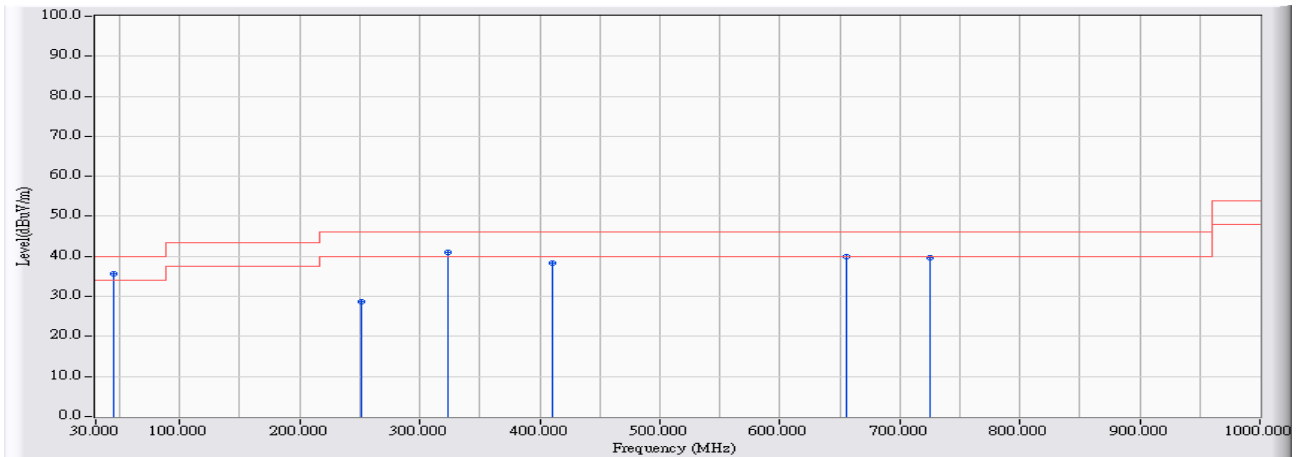


		Frequency (MHz)	Correct Factor (dB)	Reading Level (dBuV)	Measure Level (dBuV/m)	Margin (dB)	Limit (dBuV/m)	Detector Type
1	*	43.773	-20.825	56.711	35.886	-4.114	40.000	QUASPEAK
2		287.994	-19.503	57.837	38.334	-7.666	46.000	QUASPEAK
3		323.978	-18.890	57.588	38.698	-7.302	46.000	QUASPEAK
4		500.015	-14.418	50.061	35.642	-10.358	46.000	QUASPEAK
5		679.932	-11.799	53.430	41.630	-4.370	46.000	QUASPEAK
6		714.655	-11.954	52.480	40.526	-5.474	46.000	QUASPEAK

Note:

1. All Reading Levels are Quasi-Peak value.
2. “ * ”, means this data is the worst emission level.
3. Measurement Level = Reading Level + Correct Factor.

Site : CB2-H	Time : 2017/03/06
Limit : FCC_CLASS_B_03M_QP	Margin : 6
Probe : CB2_FCC_EFS_S2_30M-1GHz_1116 - VERTICAL	Power : AC 120V / 60Hz
EUT : Mimosa C5c	Note : 802.11ac(80M)_5530MHz Mode 1: Tx-Dish ANT

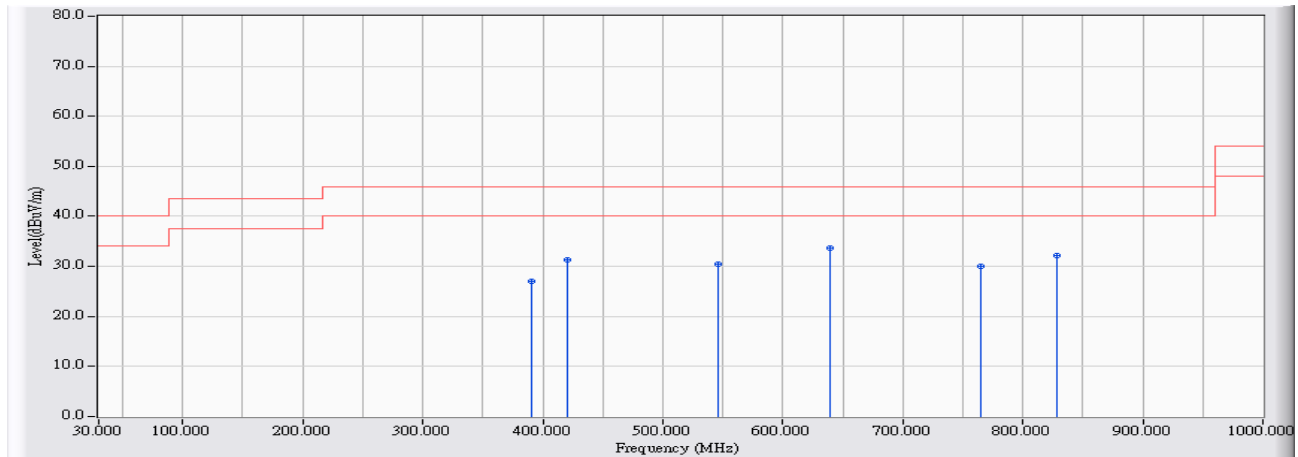


		Frequency (MHz)	Correct Factor (dB)	Reading Level (dBuV)	Measure Level (dBuV/m)	Margin (dB)	Limit (dBuV/m)	Detector Type
1	*	44.549	-21.792	57.497	35.705	-4.295	40.000	QUASPEAK
2		251.914	-20.307	48.983	28.676	-17.324	46.000	QUASPEAK
3		323.978	-18.890	59.980	41.090	-4.910	46.000	QUASPEAK
4		410.008	-15.826	54.034	38.208	-7.792	46.000	QUASPEAK
5		656.072	-12.976	53.047	40.072	-5.928	46.000	QUASPEAK
6		725.032	-11.319	50.886	39.567	-6.433	46.000	QUASPEAK

Note:

1. All Reading Levels are Quasi-Peak value.
2. “ * ”, means this data is the worst emission level.
3. Measurement Level = Reading Level + Correct Factor.

Site : CB4-H	Time : 2017/02/14
Limit : FCC_CLASS_B_03M_QP	Margin : 6
Probe : CB4-H_CE_Sub_30-1GHz_3M_0117 - HORIZONTAL	Power : AC 120V / 60Hz
EUT : Mimosa C5c	Note : 802.11ac(20M)_5785MHz Mode 1: Tx-Dish ANT

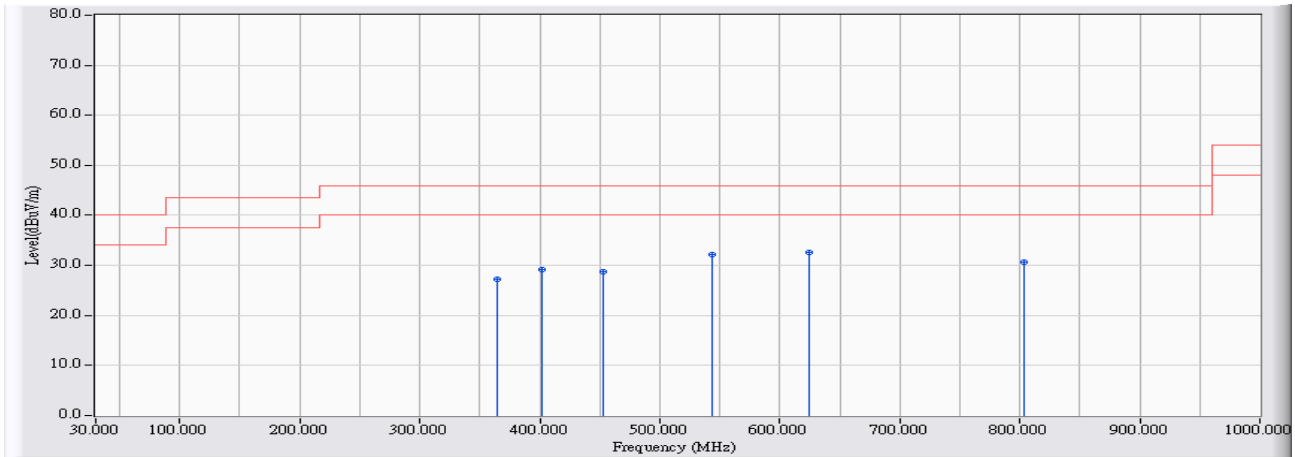


	Frequency (MHz)	Correct Factor (dB)	Reading Level (dBuV)	Measure Level (dBuV/m)	Margin (dB)	Limit (dBuV/m)	Detector Type
1	390.125	19.317	7.632	26.949	-19.051	46.000	QUASPEAK
2	419.998	21.932	9.355	31.287	-14.713	46.000	QUASPEAK
3	546.473	22.804	7.570	30.375	-15.625	46.000	QUASPEAK
4	* 639.972	23.290	10.282	33.572	-12.428	46.000	QUASPEAK
5	764.411	24.439	5.647	30.086	-15.914	46.000	QUASPEAK
6	828.036	25.098	7.094	32.192	-13.808	46.000	QUASPEAK

Note:

1. All Reading Levels are Quasi-Peak value.
2. “ * ”, means this data is the worst emission level.
3. Measurement Level = Reading Level + Correct Factor.

Site : CB4-H	Time : 2017/02/14
Limit : FCC_CLASS_B_03M_QP	Margin : 6
Probe : CB4-H_CE_Sub_30-1GHz_3M_0117 - VERTICAL	Power : AC 120V / 60Hz
EUT : Mimosa C5c	Note : 802.11ac(20M)_5785MHz Mode 1: Tx-Dish ANT

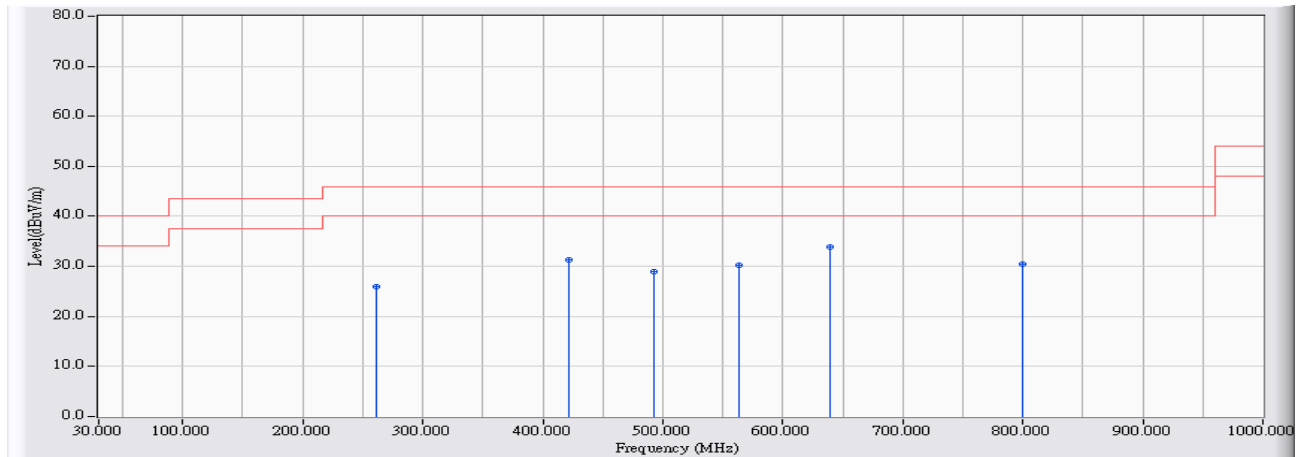


	Frequency (MHz)	Correct Factor (dB)	Reading Level (dBuV)	Measure Level (dBuV/m)	Margin (dB)	Limit (dBuV/m)	Detector Type
1	364.326	19.700	7.603	27.303	-18.697	46.000	QUASIPeAK
2	402.249	20.779	8.445	29.225	-16.775	46.000	QUASIPeAK
3	452.199	21.933	6.885	28.819	-17.181	46.000	QUASIPeAK
4	542.982	24.870	7.335	32.205	-13.795	46.000	QUASIPeAK
5	* 624.939	24.863	7.765	32.629	-13.371	46.000	QUASIPeAK
6	802.916	24.949	5.662	30.611	-15.389	46.000	QUASIPeAK

Note:

1. All Reading Levels are Quasi-Peak value.
2. “ * ”, means this data is the worst emission level.
3. Measurement Level = Reading Level + Correct Factor.

Site : CB4-H	Time : 2017/02/14
Limit : FCC_CLASS_B_03M_QP	Margin : 6
Probe : CB4-H_CE_Sub_30-1GHz_3M_0117 - HORIZONTAL	Power : AC 120V / 60Hz
EUT : Mimosa C5c	Note : 802.11ac(40M)_5795MHz Mode 1: Tx-Dish ANT

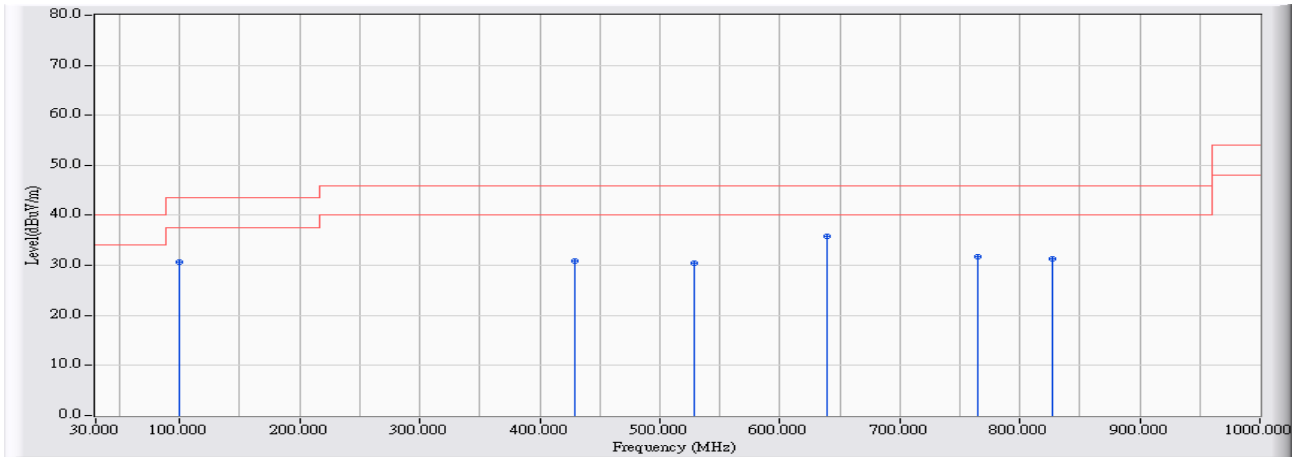


	Frequency (MHz)	Correct Factor (dB)	Reading Level (dBuV)	Measure Level (dBuV/m)	Margin (dB)	Limit (dBuV/m)	Detector Type
1	261.031	18.710	7.252	25.962	-20.038	46.000	QUASPEAK
2	422.035	21.770	9.442	31.212	-14.788	46.000	QUASPEAK
3	492.450	21.173	7.715	28.889	-17.111	46.000	QUASPEAK
4	563.738	23.420	6.764	30.184	-15.816	46.000	QUASPEAK
5	* 639.972	23.290	10.629	33.919	-12.081	46.000	QUASPEAK
6	800.394	23.856	6.691	30.548	-15.452	46.000	QUASPEAK

Note:

1. All Reading Levels are Quasi-Peak value.
2. “ * ”, means this data is the worst emission level.
3. Measurement Level = Reading Level + Correct Factor.

Site : CB4-H	Time : 2017/02/14
Limit : FCC_CLASS_B_03M_QP	Margin : 6
Probe : CB4-H_CE_Sub_30-1GHz_3M_0117 - VERTICAL	Power : AC 120V / 60Hz
EUT : Mimosa C5c	Note : 802.11ac(40M)_5795MHz Mode 1: Tx-Dish ANT

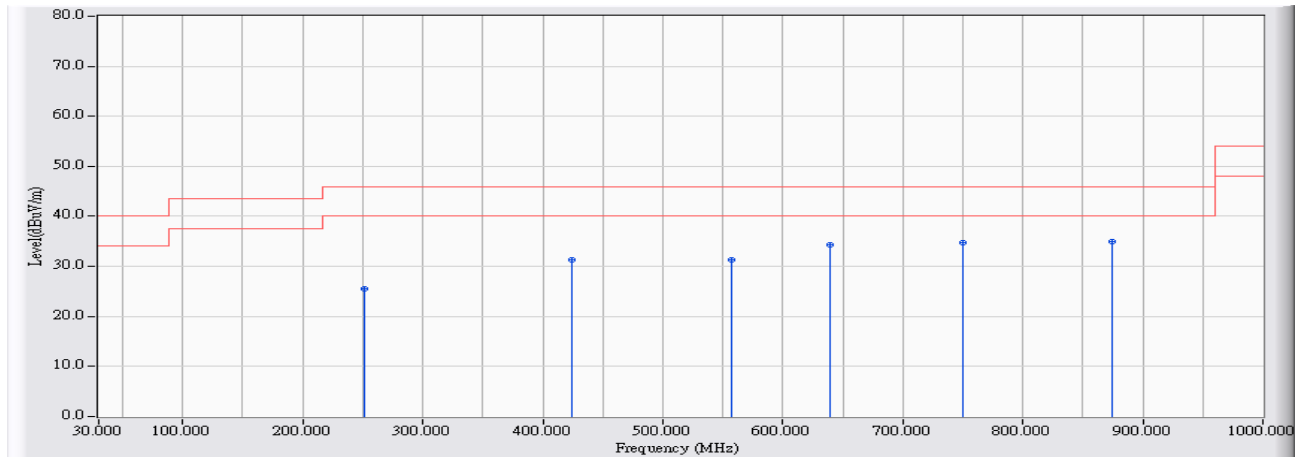


	Frequency (MHz)	Correct Factor (dB)	Reading Level (dBuV)	Measure Level (dBuV/m)	Margin (dB)	Limit (dBuV/m)	Detector Type
1	99.930	21.049	9.515	30.564	-12.936	43.500	QUASPEAK
2	429.309	21.161	9.642	30.802	-15.198	46.000	QUASPEAK
3	528.142	23.776	6.616	30.392	-15.608	46.000	QUASPEAK
4	* 639.972	24.842	11.077	35.919	-10.081	46.000	QUASPEAK
5	765.089	25.382	6.460	31.842	-14.158	46.000	QUASPEAK
6	827.551	25.872	5.491	31.363	-14.637	46.000	QUASPEAK

Note:

1. All Reading Levels are Quasi-Peak value.
2. “ * ”, means this data is the worst emission level.
3. Measurement Level = Reading Level + Correct Factor.

Site : CB4-H	Time : 2017/02/14
Limit : FCC_CLASS_B_03M_QP	Margin : 6
Probe : CB4-H_CE_Sub_30-1GHz_3M_0117 - HORIZONTAL	Power : AC 120V / 60Hz
EUT : Mimosa C5c	Note : 802.11ac(80M)_5775MHz Mode 1: Tx-Dish ANT

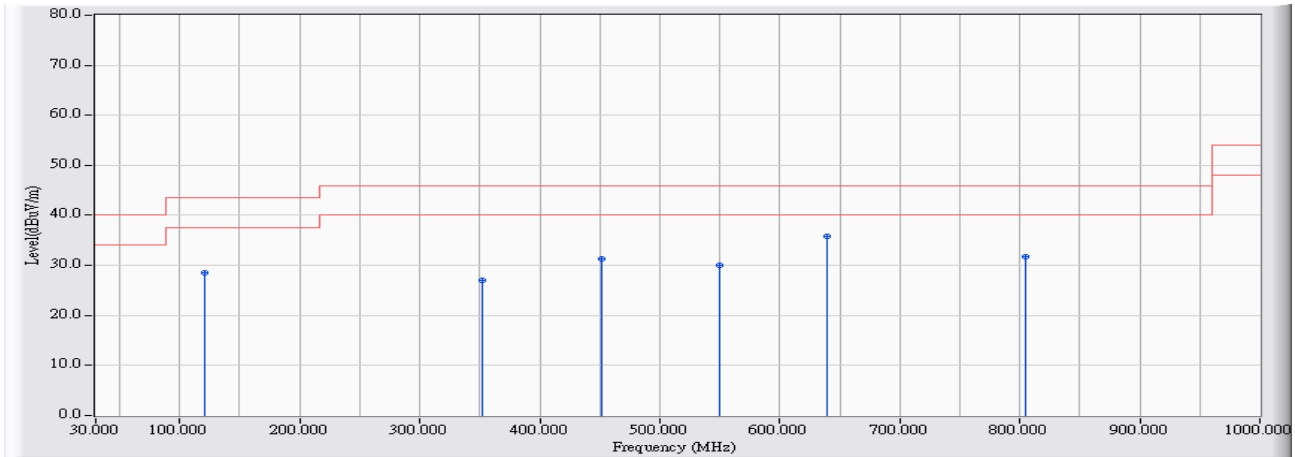


	Frequency (MHz)	Correct Factor (dB)	Reading Level (dBuV)	Measure Level (dBuV/m)	Margin (dB)	Limit (dBuV/m)	Detector Type
1	251.138	17.514	7.987	25.501	-20.499	46.000	QUASPEAK
2	423.878	21.624	9.781	31.404	-14.596	46.000	QUASPEAK
3	557.821	23.279	7.979	31.258	-14.742	46.000	QUASPEAK
4	639.972	23.290	11.077	34.367	-11.633	46.000	QUASPEAK
5	750.056	24.187	10.663	34.850	-11.150	46.000	QUASPEAK
6	* 874.883	25.315	9.597	34.912	-11.088	46.000	QUASPEAK

Note:

1. All Reading Levels are Quasi-Peak value.
2. “ * ”, means this data is the worst emission level.
3. Measurement Level = Reading Level + Correct Factor.

Site : CB4-H	Time : 2017/02/14
Limit : FCC_CLASS_B_03M_QP	Margin : 6
Probe : CB4-H_CE_Sub_30-1GHz_3M_0117 - VERTICAL	Power : AC 120V / 60Hz
EUT : Mimosa C5c	Note : 802.11ac(80M)_5775MHz Mode 1: Tx-Dish ANT

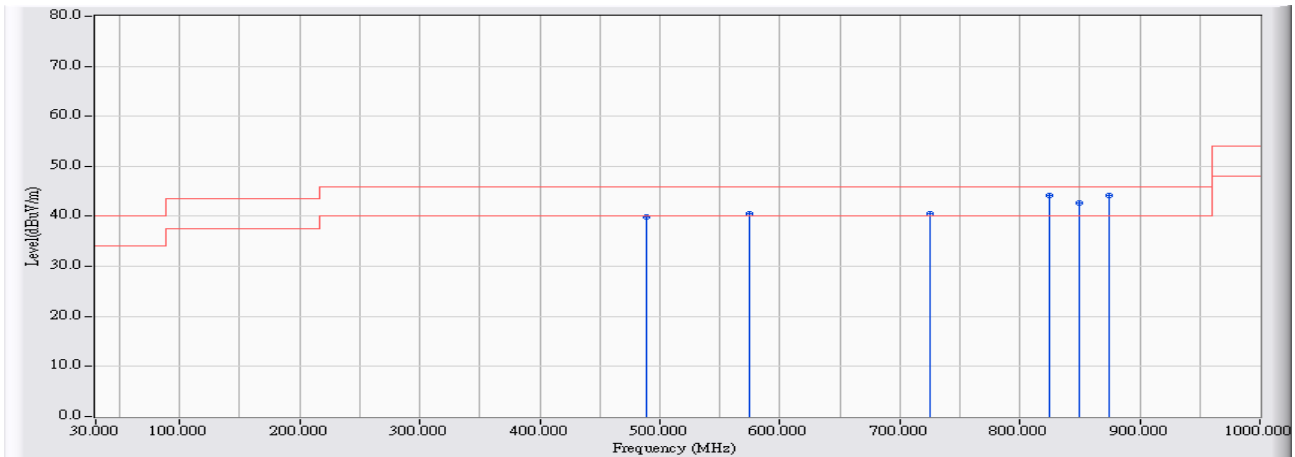


	Frequency (MHz)	Correct Factor (dB)	Reading Level (dBuV)	Measure Level (dBuV/m)	Margin (dB)	Limit (dBuV/m)	Detector Type
1	120.201	20.901	7.680	28.581	-14.919	43.500	QUASIPeAK
2	351.523	19.403	7.661	27.064	-18.936	46.000	QUASIPeAK
3	451.908	21.923	9.393	31.316	-14.684	46.000	QUASIPeAK
4	549.286	24.443	5.657	30.101	-15.899	46.000	QUASIPeAK
5	* 639.972	24.842	11.077	35.919	-10.081	46.000	QUASIPeAK
6	804.565	24.917	6.851	31.768	-14.232	46.000	QUASIPeAK

Note:

1. All Reading Levels are Quasi-Peak value.
2. “ * ”, means this data is the worst emission level.
3. Measurement Level = Reading Level + Correct Factor.

Site : CB4-H	Time : 2017/01/20
Limit : FCC_CLASS_B_03M_QP	Margin : 6
Probe : CB4-H_FCC_EFS_S2_30M-1GHz_1116 - HORIZONTAL	Power : AC 120 V / 60Hz
EUT : Mimosa C5c	Note : 802.11ac(20M)_5220MHz Mode 2: Tx-Dipole ANT

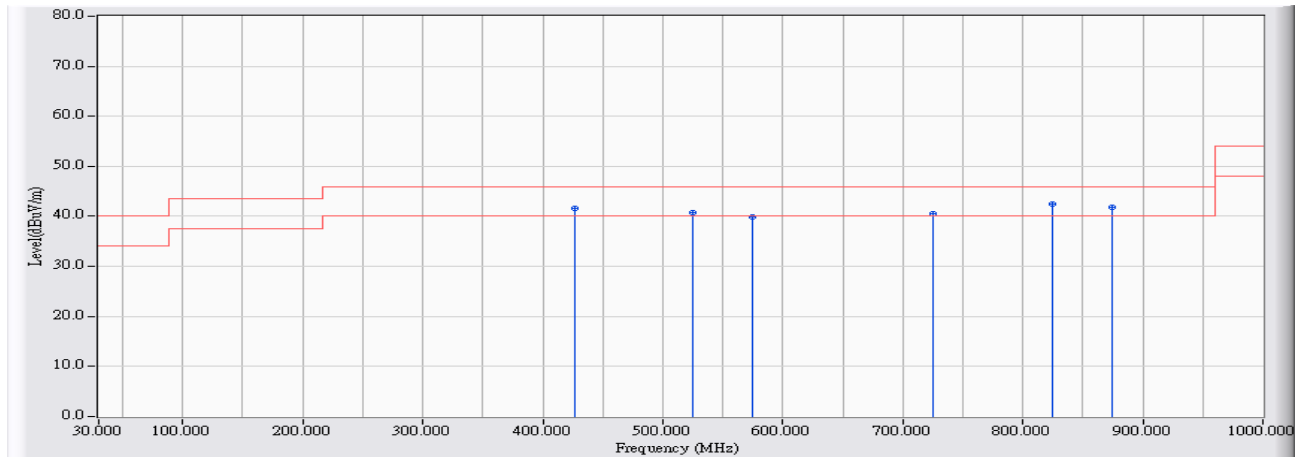


	Frequency (MHz)	Correct Factor (dB)	Reading Level (dBuV)	Measure Level (dBuV/m)	Margin (dB)	Limit (dBuV/m)	Detector Type
1	488.764	27.202	12.660	39.862	-6.138	46.000	QUASPEAK
2	574.989	28.301	12.340	40.641	-5.359	46.000	QUASPEAK
3	724.935	29.814	10.792	40.606	-5.394	46.000	QUASPEAK
4	* 824.932	30.983	13.191	44.175	-1.825	46.000	QUASPEAK
5	850.053	31.273	11.392	42.665	-3.335	46.000	QUASPEAK
6	874.979	31.558	12.539	44.097	-1.903	46.000	QUASPEAK

Note:

1. All Reading Levels are Quasi-Peak value.
2. “ * ”, means this data is the worst emission level.
3. Measurement Level = Reading Level + Correct Factor.

Site : CB4-H	Time : 2017/01/20
Limit : FCC_CLASS_B_03M_QP	Margin : 6
Probe : CB4-H_FCC_EFS_S2_30M-1GHz_1116 - VERTICAL	Power : AC 120 V / 60Hz
EUT : Mimosa C5c	Note : 802.11ac(20M)_5220MHz Mode 2: Tx-Dipole ANT

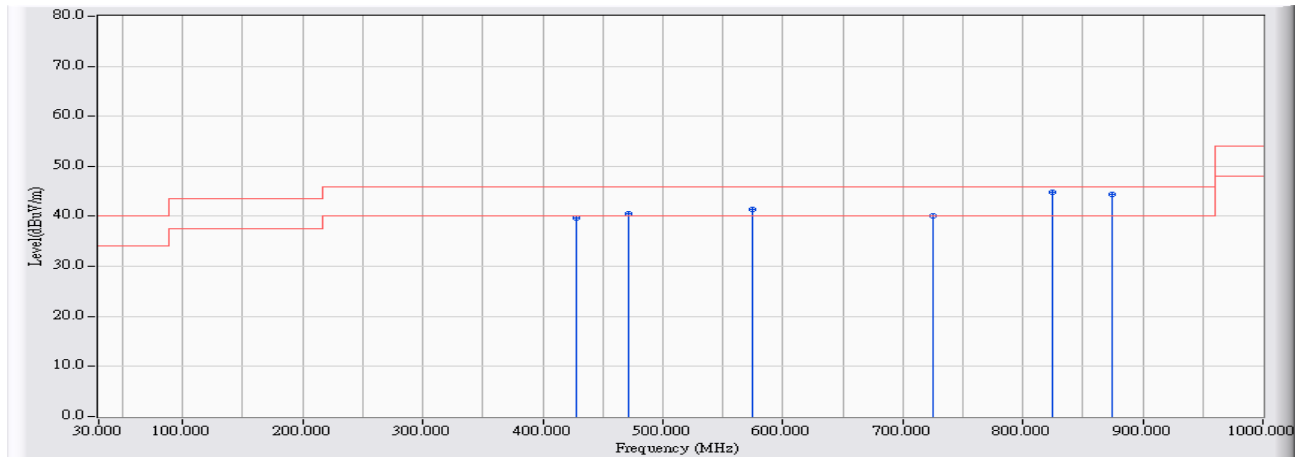


	Frequency (MHz)	Correct Factor (dB)	Reading Level (dBuV)	Measure Level (dBuV/m)	Margin (dB)	Limit (dBuV/m)	Detector Type
1	426.302	26.104	15.423	41.527	-4.473	46.000	QUASPEAK
2	524.942	27.697	12.963	40.660	-5.340	46.000	QUASPEAK
3	574.989	28.301	11.567	39.868	-6.132	46.000	QUASPEAK
4	724.935	29.814	10.799	40.613	-5.387	46.000	QUASPEAK
5	* 825.029	30.985	11.540	42.525	-3.475	46.000	QUASPEAK
6	874.883	31.557	10.225	41.782	-4.218	46.000	QUASPEAK

Note:

1. All Reading Levels are Quasi-Peak value.
2. “ * ”, means this data is the worst emission level.
3. Measurement Level = Reading Level + Correct Factor.

Site : CB4-H	Time : 2017/01/20
Limit : FCC_CLASS_B_03M_QP	Margin : 6
Probe : CB4-H_FCC_EFS_S2_30M-1GHz_1116 - HORIZONTAL	Power : AC 120 V / 60Hz
EUT : Mimosa C5c	Note : 802.11ac(40M)_5190MHz Mode 2: Tx-Dipole ANT

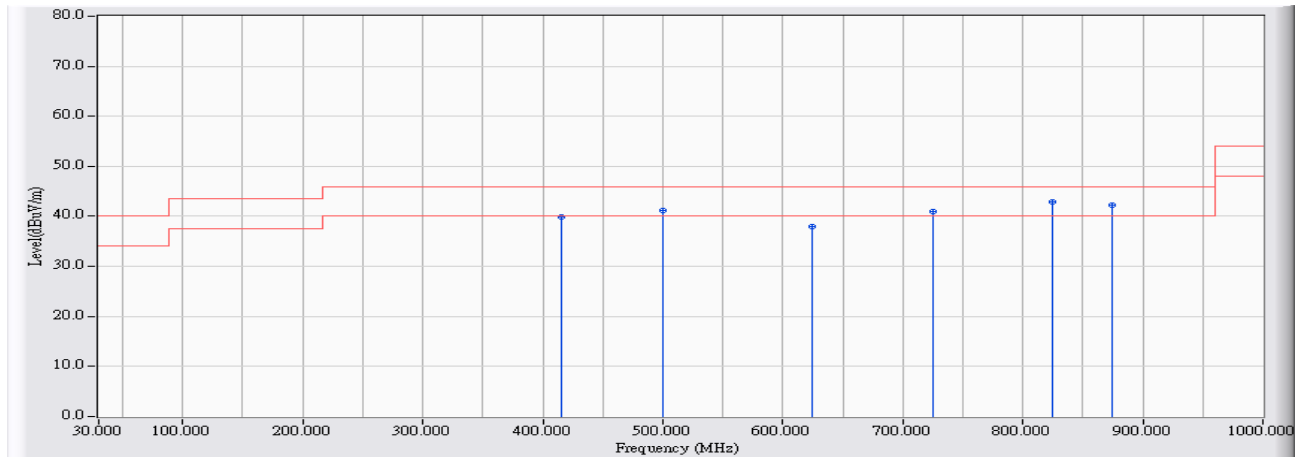


	Frequency (MHz)	Correct Factor (dB)	Reading Level (dBuV)	Measure Level (dBuV/m)	Margin (dB)	Limit (dBuV/m)	Detector Type
1	428.436	26.143	13.457	39.600	-6.400	46.000	QUASPEAK
2	472.082	26.914	13.673	40.588	-5.412	46.000	QUASPEAK
3	574.989	28.301	13.092	41.393	-4.607	46.000	QUASPEAK
4	724.936	29.814	10.306	40.120	-5.880	46.000	QUASPEAK
5	* 825.029	30.985	13.787	44.772	-1.228	46.000	QUASPEAK
6	874.980	31.558	12.827	44.385	-1.615	46.000	QUASPEAK

Note:

1. All Reading Levels are Quasi-Peak value.
2. “ * ”, means this data is the worst emission level.
3. Measurement Level = Reading Level + Correct Factor.

Site : CB4-H	Time : 2017/01/20
Limit : FCC_CLASS_B_03M_QP	Margin : 6
Probe : CB4-H_FCC_EFS_S2_30M-1GHz_1116 - VERTICAL	Power : AC 120 V / 60Hz
EUT : Mimosa C5c	Note : 802.11ac(40M)_5190MHz Mode 2: Tx-Dipole ANT

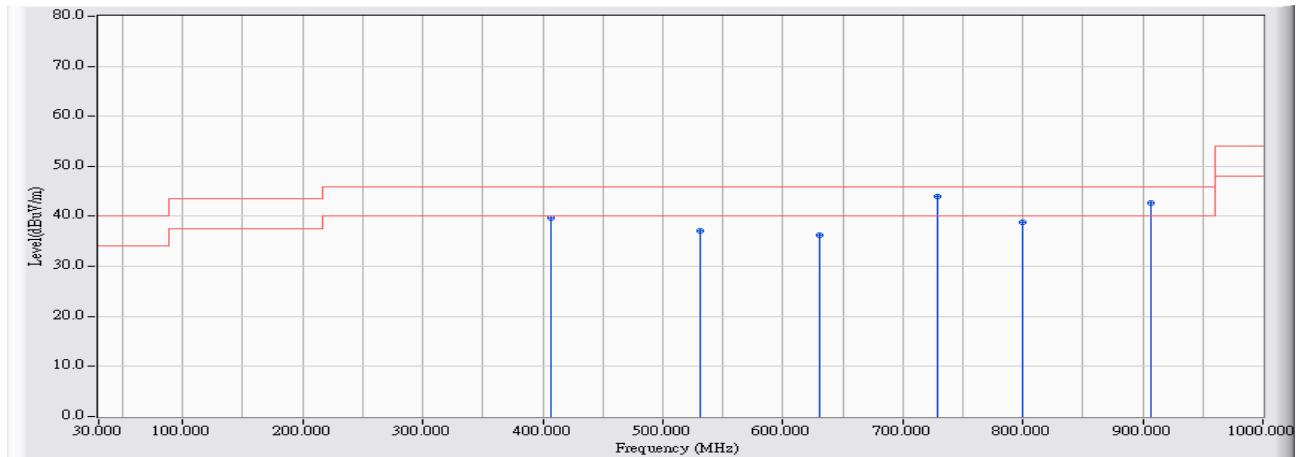


	Frequency (MHz)	Correct Factor (dB)	Reading Level (dBuV)	Measure Level (dBuV/m)	Margin (dB)	Limit (dBuV/m)	Detector Type
1	415.439	25.906	13.983	39.889	-6.111	46.000	QUASPEAK
2	500.015	27.394	13.807	41.201	-4.799	46.000	QUASPEAK
3	624.939	28.833	9.082	37.915	-8.085	46.000	QUASPEAK
4	724.936	29.814	11.244	41.058	-4.942	46.000	QUASPEAK
5	* 824.933	30.983	11.876	42.860	-3.140	46.000	QUASPEAK
6	874.980	31.558	10.776	42.334	-3.666	46.000	QUASPEAK

Note:

1. All Reading Levels are Quasi-Peak value.
2. “ * ”, means this data is the worst emission level.
3. Measurement Level = Reading Level + Correct Factor.

Site : CB4-H	Time : 2017/01/20
Limit : FCC_CLASS_B_03M_QP	Margin : 6
Probe : CB4-H_FCC_EFS_S2_30M-1GHz_1116 - HORIZONTAL	Power : AC 120 V / 60Hz
EUT : Mimosa C5c	Note : 802.11ac(80M)_5210MHz Mode 2: Tx-Dipole ANT

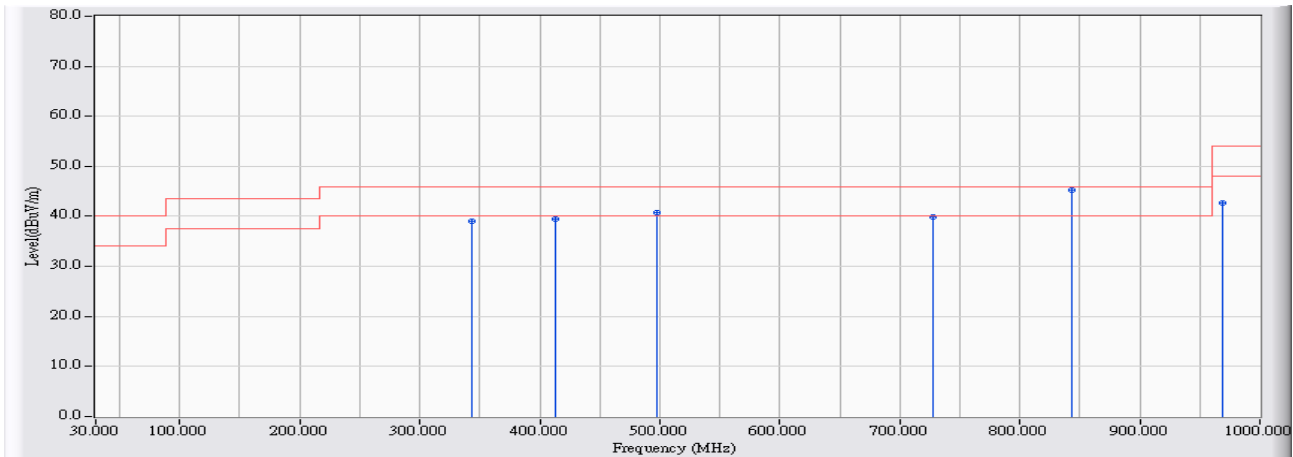


	Frequency (MHz)	Correct Factor (dB)	Reading Level (dBuV)	Measure Level (dBuV/m)	Margin (dB)	Limit (dBuV/m)	Detector Type
1	406.322	25.740	13.907	39.647	-6.353	46.000	QUASPEAK
2	530.858	27.769	9.313	37.082	-8.918	46.000	QUASPEAK
3	631.243	28.891	7.277	36.169	-9.831	46.000	QUASPEAK
4	* 729.397	29.865	14.035	43.899	-2.101	46.000	QUASPEAK
5	800.103	30.699	8.017	38.716	-7.284	46.000	QUASPEAK
6	906.501	31.937	10.841	42.778	-3.222	46.000	QUASPEAK

Note:

1. All Reading Levels are Quasi-Peak value.
2. “ * ”, means this data is the worst emission level.
3. Measurement Level = Reading Level + Correct Factor.

Site : CB4-H	Time : 2017/01/20
Limit : FCC_CLASS_B_03M_QP	Margin : 6
Probe : CB4-H_FCC_EFS_S2_30M-1GHz_1116 - VERTICAL	Power : AC 120 V / 60Hz
EUT : Mimosa C5c	Note : 802.11ac(80M)_5210MHz Mode 2: Tx-Dipole ANT

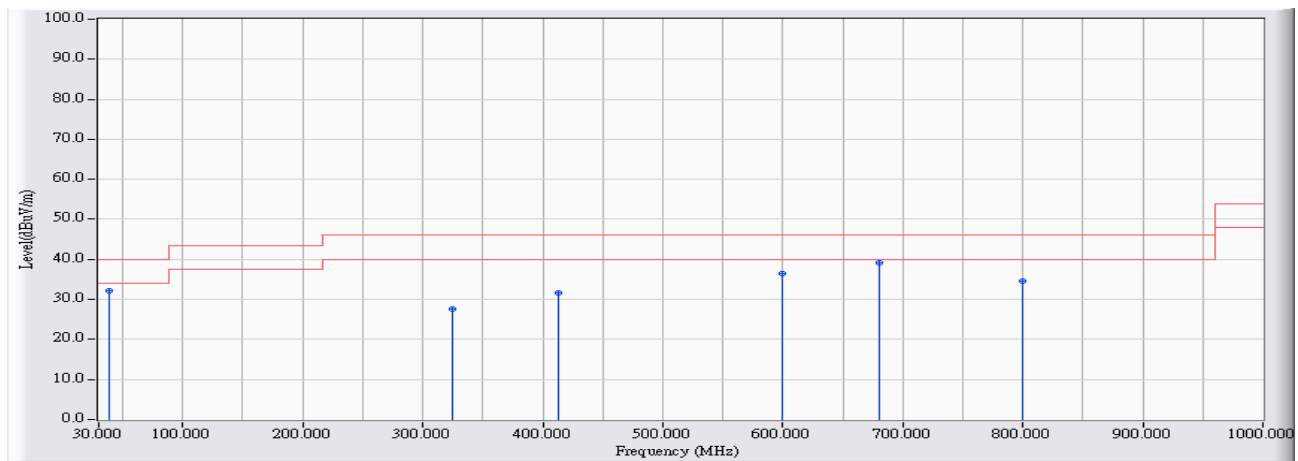


	Frequency (MHz)	Correct Factor (dB)	Reading Level (dBuV)	Measure Level (dBuV/m)	Margin (dB)	Limit (dBuV/m)	Detector Type
1	343.570	23.824	15.259	39.083	-6.917	46.000	QUASPEAK
2	413.500	25.871	13.633	39.504	-6.496	46.000	QUASPEAK
3	497.784	27.357	13.477	40.834	-5.166	46.000	QUASPEAK
4	727.942	29.847	10.017	39.865	-6.135	46.000	QUASPEAK
5	* 843.555	31.198	14.022	45.220	-0.780	46.000	QUASPEAK
6	969.060	32.841	9.802	42.642	-11.358	54.000	QUASPEAK

Note:

1. All Reading Levels are Quasi-Peak value.
2. “ * ”, means this data is the worst emission level.
3. Measurement Level = Reading Level + Correct Factor.

Site : CB2-H	Time : 2017/03/11
Limit : FCC_CLASS_B_03M_QP	Margin : 6
Probe : CB2_FCC_EFS_S2_30M-1GHz_1116 - HORIZONTAL	Power : AC 120V / 60Hz
EUT : Mimosa C5c	Note : 802.11ac(20M)_5300MHz Mode 2: Tx-Dipole ANT

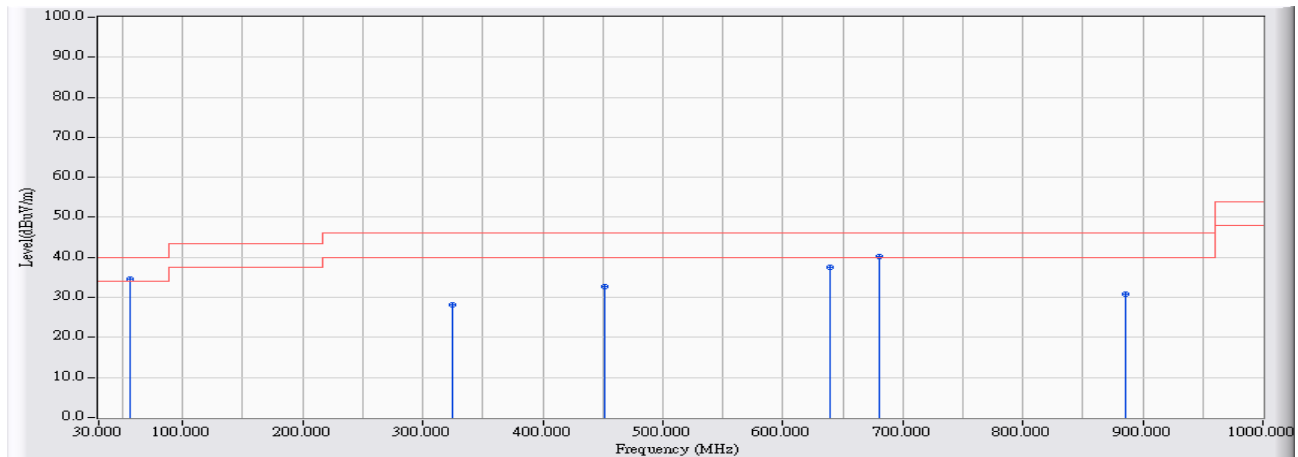


	Frequency (MHz)	Correct Factor (dB)	Reading Level (dBuV)	Measure Level (dBuV/m)	Margin (dB)	Limit (dBuV/m)	Detector Type
1	38.923	-16.217	48.304	32.088	-7.912	40.000	QUASPEAK
2	324.948	-18.832	46.356	27.523	-18.477	46.000	QUASPEAK
3	413.500	-15.938	47.676	31.738	-14.262	46.000	QUASPEAK
4	599.915	-13.136	49.672	36.535	-9.465	46.000	QUASPEAK
5	* 680.029	-11.804	50.895	39.091	-6.909	46.000	QUASPEAK
6	800.006	-10.974	45.604	34.630	-11.370	46.000	QUASPEAK

Note:

1. All Reading Levels are Quasi-Peak value.
2. “ * ”, means this data is the worst emission level.
3. Measurement Level = Reading Level + Correct Factor.

Site : CB2-H	Time : 2017/03/11
Limit : FCC_CLASS_B_03M_QP	Margin : 6
Probe : CB2_FCC_EFS_S2_30M-1GHz_1116 - VERTICAL	Power : AC 120V / 60Hz
EUT : Mimosa C5c	Note : 802.11ac(20M)_5300MHz Mode 2: Tx-Dipole ANT

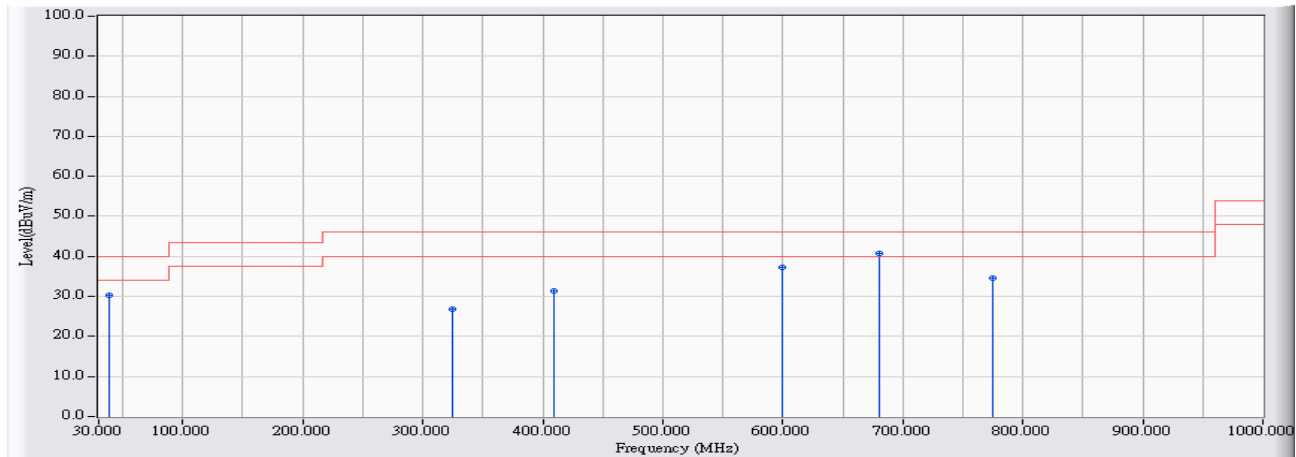


		Frequency (MHz)	Correct Factor (dB)	Reading Level (dBuV)	Measure Level (dBuV/m)	Margin (dB)	Limit (dBuV/m)	Detector Type
1	*	55.896	-27.050	61.541	34.491	-5.509	40.000	QUASPEAK
2		324.948	-18.832	46.975	28.142	-17.858	46.000	QUASPEAK
3		451.326	-14.977	47.761	32.784	-13.216	46.000	QUASPEAK
4		639.972	-13.151	50.691	37.540	-8.460	46.000	QUASPEAK
5		679.932	-11.799	52.094	40.294	-5.706	46.000	QUASPEAK
6		885.648	-8.995	39.794	30.799	-15.201	46.000	QUASPEAK

Note:

1. All Reading Levels are Quasi-Peak value.
2. “ * ”, means this data is the worst emission level.
3. Measurement Level = Reading Level + Correct Factor.

Site : CB2-H	Time : 2017/03/11
Limit : FCC_CLASS_B_03M_QP	Margin : 6
Probe : CB2_FCC_EFS_S2_30M-1GHz_1116 - HORIZONTAL	Power : AC 120V / 60Hz
EUT : Mimosa C5c	Note : 802.11ac(40M)_5270MHz Mode 2: Tx-Dipole ANT

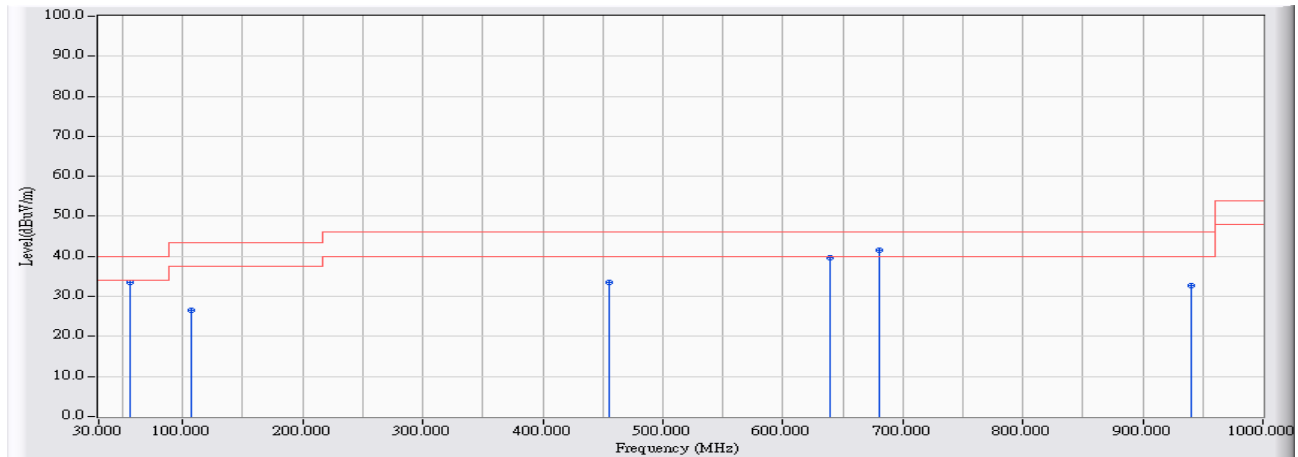


	Frequency (MHz)	Correct Factor (dB)	Reading Level (dBuV)	Measure Level (dBuV/m)	Margin (dB)	Limit (dBuV/m)	Detector Type
1	38.923	-16.217	46.620	30.404	-9.596	40.000	QUASPEAK
2	324.948	-18.832	45.738	26.905	-19.095	46.000	QUASPEAK
3	409.426	-15.834	47.325	31.492	-14.508	46.000	QUASPEAK
4	599.915	-13.136	50.380	37.243	-8.757	46.000	QUASPEAK
5	* 679.932	-11.799	52.603	40.803	-5.197	46.000	QUASPEAK
6	774.886	-10.578	45.173	34.595	-11.405	46.000	QUASPEAK

Note:

1. All Reading Levels are Quasi-Peak value.
2. “ * ”, means this data is the worst emission level.
3. Measurement Level = Reading Level + Correct Factor.

Site : CB2-H	Time : 2017/03/11
Limit : FCC_CLASS_B_03M_QP	Margin : 6
Probe : CB2_FCC_EFS_S2_30M-1GHz_1116 - VERTICAL	Power : AC 120V / 60Hz
EUT : Mimosa C5c	Note : 802.11ac(40M)_5270MHz Mode 2: Tx-Dipole ANT

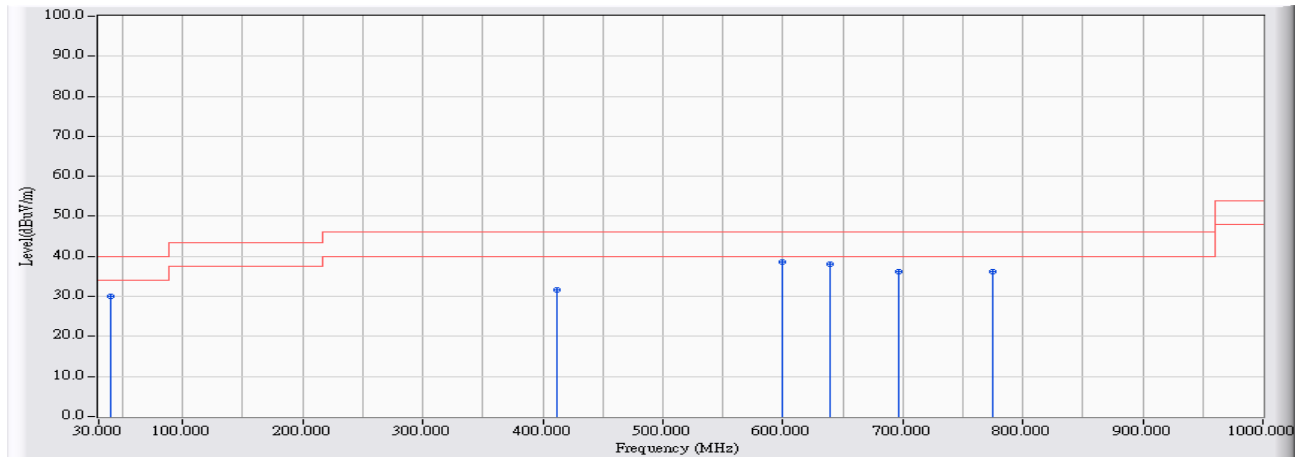


	Frequency (MHz)	Correct Factor (dB)	Reading Level (dBuV)	Measure Level (dBuV/m)	Margin (dB)	Limit (dBuV/m)	Detector Type
1	55.896	-27.050	60.495	33.445	-6.555	40.000	QUASPEAK
2	106.622	-22.633	49.097	26.464	-17.036	43.500	QUASPEAK
3	455.302	-14.911	48.536	33.625	-12.375	46.000	QUASPEAK
4	639.972	-13.151	52.701	39.550	-6.450	46.000	QUASPEAK
5	* 679.932	-11.799	53.249	41.449	-4.551	46.000	QUASPEAK
6	940.642	-7.552	40.206	32.653	-13.347	46.000	QUASPEAK

Note:

1. All Reading Levels are Quasi-Peak value.
2. “ * ”, means this data is the worst emission level.
3. Measurement Level = Reading Level + Correct Factor.

Site : CB2-H	Time : 2017/03/11
Limit : FCC_CLASS_B_03M_QP	Margin : 6
Probe : CB2_FCC_EFS_S2_30M-1GHz_1116 - HORIZONTAL	Power : AC 120V / 60Hz
EUT : Mimosa C5c	Note : 802.11ac(80M)_5290MHz Mode 2: Tx-Dipole ANT

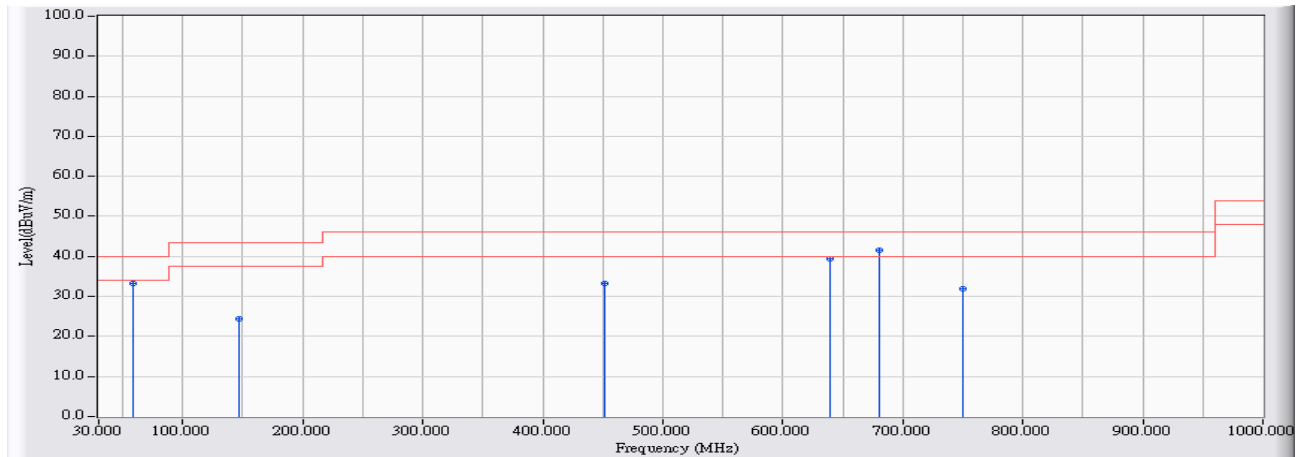


	Frequency (MHz)	Correct Factor (dB)	Reading Level (dBuV)	Measure Level (dBuV/m)	Margin (dB)	Limit (dBuV/m)	Detector Type
1	39.408	-16.172	46.181	30.008	-9.992	40.000	QUASPEAK
2	411.269	-15.859	47.471	31.611	-14.389	46.000	QUASPEAK
3	* 599.915	-13.136	51.838	38.701	-7.299	46.000	QUASPEAK
4	639.972	-13.151	51.285	38.134	-7.866	46.000	QUASPEAK
5	696.808	-12.499	48.682	36.184	-9.816	46.000	QUASPEAK
6	774.983	-10.568	46.721	36.153	-9.847	46.000	QUASPEAK

Note:

1. All Reading Levels are Quasi-Peak value.
2. “ * ”, means this data is the worst emission level.
3. Measurement Level = Reading Level + Correct Factor.

Site : CB2-H	Time : 2017/03/11
Limit : FCC_CLASS_B_03M_QP	Margin : 6
Probe : CB2_FCC_EFS_S2_30M-1GHz_1116 - VERTICAL	Power : AC 120V / 60Hz
EUT : Mimosa C5c	Note : 802.11ac(80M)_5290MHz Mode 2: Tx-Dipole ANT

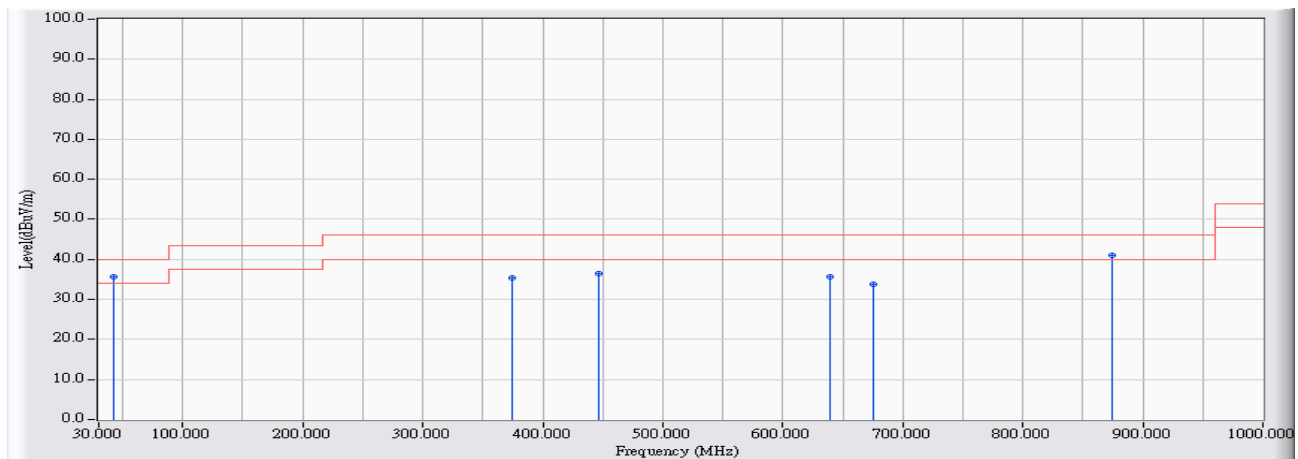


	Frequency (MHz)	Correct Factor (dB)	Reading Level (dBuV)	Measure Level (dBuV/m)	Margin (dB)	Limit (dBuV/m)	Detector Type
1	58.709	-27.841	61.098	33.256	-6.744	40.000	QUASPEAK
2	147.455	-22.087	46.500	24.413	-19.087	43.500	QUASPEAK
3	451.035	-14.983	48.198	33.216	-12.784	46.000	QUASPEAK
4	639.972	-13.151	52.439	39.288	-6.712	46.000	QUASPEAK
5	* 679.932	-11.799	53.408	41.608	-4.392	46.000	QUASPEAK
6	749.959	-11.873	43.645	31.772	-14.228	46.000	QUASPEAK

Note:

1. All Reading Levels are Quasi-Peak value.
2. “ * ”, means this data is the worst emission level.
3. Measurement Level = Reading Level + Correct Factor.

Site : CB2-H	Time : 2017/03/07
Limit : FCC_CLASS_B_03M_QP	Margin : 6
Probe : CB2_FCC_EFS_S2_30M-1GHz_1116 - HORIZONTAL	Power : AC 120V / 60Hz
EUT : Mimosa C5c	Note : 802.11ac(20M)_5580MHz Mode 2: Tx-Dipole ANT

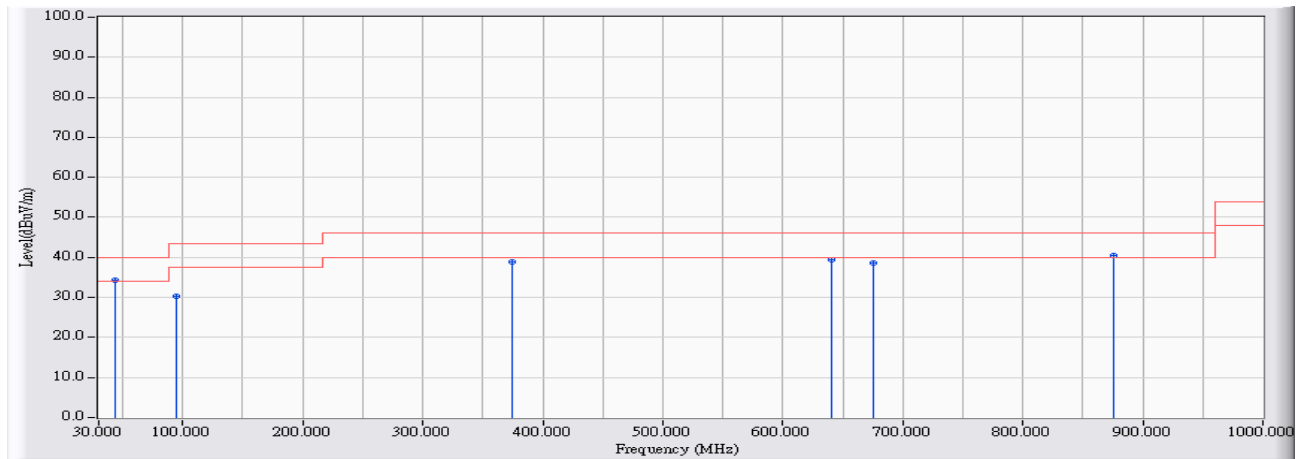


		Frequency (MHz)	Correct Factor (dB)	Reading Level (dBuV)	Measure Level (dBuV/m)	Margin (dB)	Limit (dBuV/m)	Detector Type
1	*	42.900	-19.736	55.371	35.635	-4.365	40.000	QUASPEAK
2		374.995	-17.236	52.630	35.394	-10.606	46.000	QUASPEAK
3		446.282	-15.195	51.705	36.510	-9.490	46.000	QUASPEAK
4		639.972	-13.151	48.902	35.751	-10.249	46.000	QUASPEAK
5		674.986	-11.877	45.542	33.665	-12.335	46.000	QUASPEAK
6		874.980	-9.721	50.759	41.038	-4.962	46.000	QUASPEAK

Note:

1. All Reading Levels are Quasi-Peak value.
2. “ * ”, means this data is the worst emission level.
3. Measurement Level = Reading Level + Correct Factor.

Site : CB2-H	Time : 2017/03/07
Limit : FCC_CLASS_B_03M_QP	Margin : 6
Probe : CB2_FCC_EFS_S2_30M-1GHz_1116 - VERTICAL	Power : AC 120V / 60Hz
EUT : Mimosa C5c	Note : 802.11ac(20M)_5580MHz Mode 2: Tx-Dipole ANT

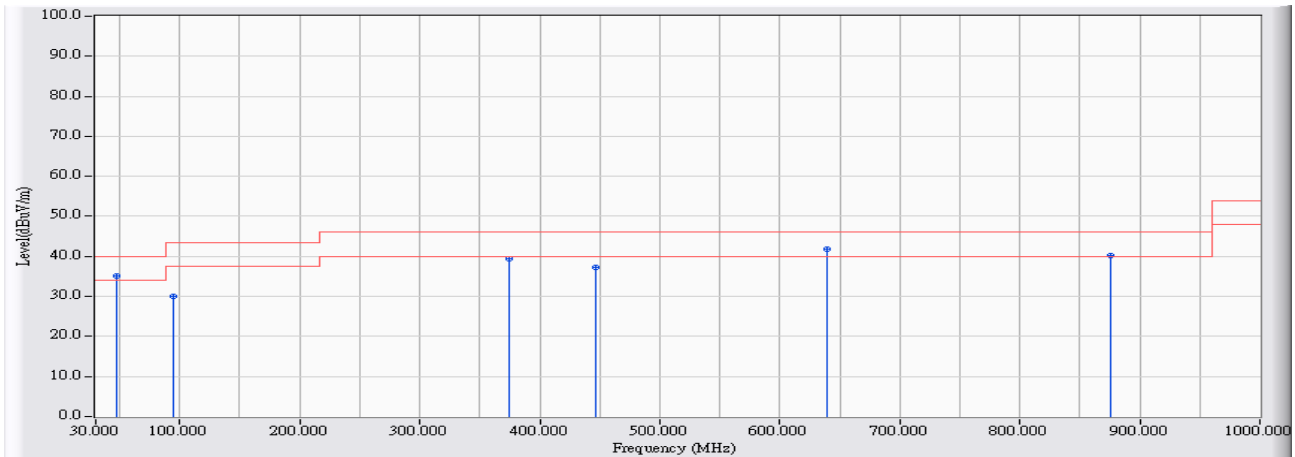


	Frequency (MHz)	Correct Factor (dB)	Reading Level (dBuV)	Measure Level (dBuV/m)	Margin (dB)	Limit (dBuV/m)	Detector Type
1	43.870	-20.946	55.381	34.435	-5.565	40.000	QUASPEAK
2	94.499	-24.542	54.953	30.411	-13.089	43.500	QUASPEAK
3	374.995	-17.236	56.092	38.856	-7.144	46.000	QUASPEAK
4	640.069	-13.156	52.587	39.431	-6.569	46.000	QUASPEAK
5	674.986	-11.877	50.383	38.506	-7.494	46.000	QUASPEAK
6	* 875.076	-9.713	50.216	40.503	-5.497	46.000	QUASPEAK

Note:

1. All Reading Levels are Quasi-Peak value.
2. “ * ”, means this data is the worst emission level.
3. Measurement Level = Reading Level + Correct Factor.

Site : CB2-H	Time : 2017/03/07
Limit : FCC_CLASS_B_03M_QP	Margin : 6
Probe : CB2_FCC_EFS_S2_30M-1GHz_1116 - HORIZONTAL	Power : AC 120V / 60Hz
EUT : Mimosa C5c	Note : 802.11ac(40M)_5550MHz Mode 2: Tx-Dipole ANT

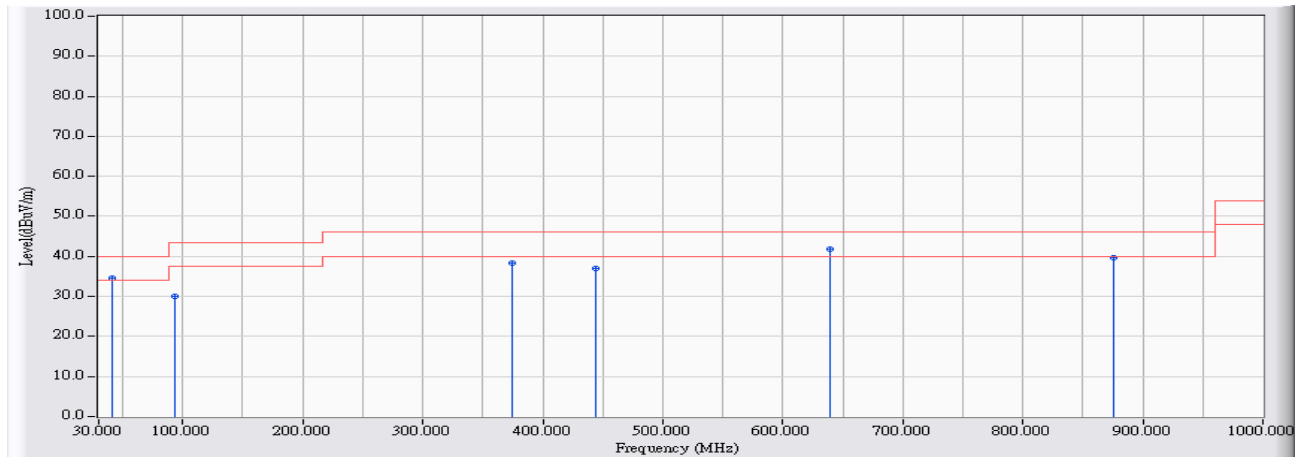


	Frequency (MHz)	Correct Factor (dB)	Reading Level (dBuV)	Measure Level (dBuV/m)	Margin (dB)	Limit (dBuV/m)	Detector Type
1	47.167	-23.669	58.749	35.079	-4.921	40.000	QUASPEAK
2	94.111	-24.624	54.566	29.942	-13.558	43.500	QUASPEAK
3	374.995	-17.236	56.548	39.312	-6.688	46.000	QUASPEAK
4	446.282	-15.195	52.388	37.193	-8.807	46.000	QUASPEAK
5	* 639.972	-13.151	55.080	41.929	-4.071	46.000	QUASPEAK
6	875.076	-9.713	50.033	40.320	-5.680	46.000	QUASPEAK

Note:

1. All Reading Levels are Quasi-Peak value.
2. “ * ”, means this data is the worst emission level.
3. Measurement Level = Reading Level + Correct Factor.

Site : CB2-H	Time : 2017/03/07
Limit : FCC_CLASS_B_03M_QP	Margin : 6
Probe : CB2_FCC_EFS_S2_30M-1GHz_1116 - VERTICAL	Power : AC 120V / 60Hz
EUT : Mimosa C5c	Note : 802.11ac(40M)_5550MHz Mode 2: Tx-Dipole ANT

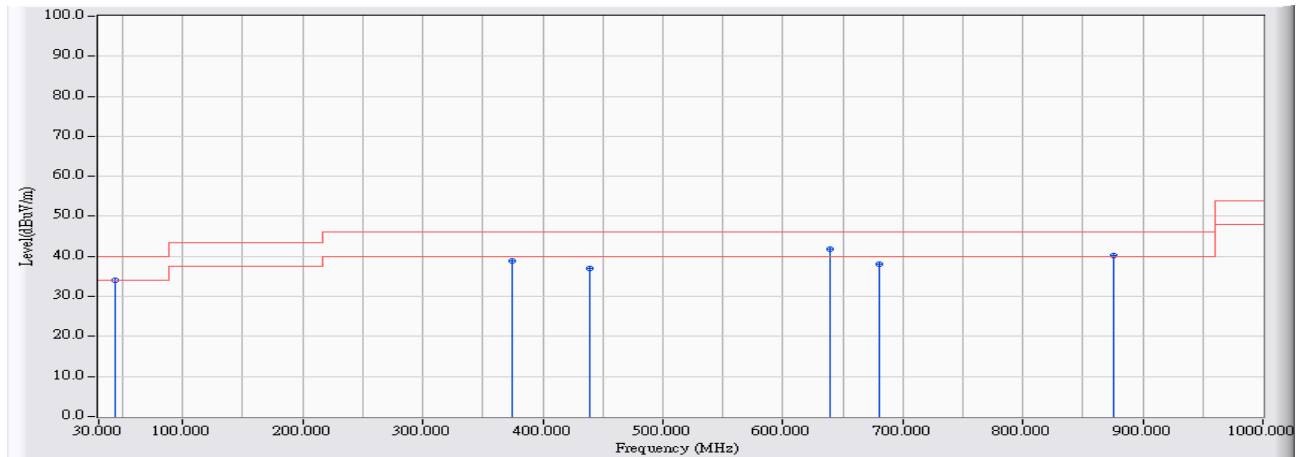


	Frequency (MHz)	Correct Factor (dB)	Reading Level (dBuV)	Measure Level (dBuV/m)	Margin (dB)	Limit (dBuV/m)	Detector Type
1	41.639	-18.164	52.876	34.712	-5.288	40.000	QUASPEAK
2	92.947	-24.867	54.943	30.076	-13.424	43.500	QUASPEAK
3	374.995	-17.236	55.530	38.294	-7.706	46.000	QUASPEAK
4	444.246	-15.303	52.326	37.024	-8.976	46.000	QUASPEAK
5	* 639.972	-13.151	55.030	41.879	-4.121	46.000	QUASPEAK
6	875.076	-9.713	49.452	39.739	-6.261	46.000	QUASPEAK

Note:

1. All Reading Levels are Quasi-Peak value.
2. “ * ”, means this data is the worst emission level.
3. Measurement Level = Reading Level + Correct Factor.

Site : CB2-H	Time : 2017/03/07
Limit : FCC_CLASS_B_03M_QP	Margin : 6
Probe : CB2_FCC_EFS_S2_30M-1GHz_1116 - HORIZONTAL	Power : AC 120V / 60Hz
EUT : Mimosa C5c	Note : 802.11ac(80M)_5530MHz Mode 2: Tx-Dipole ANT

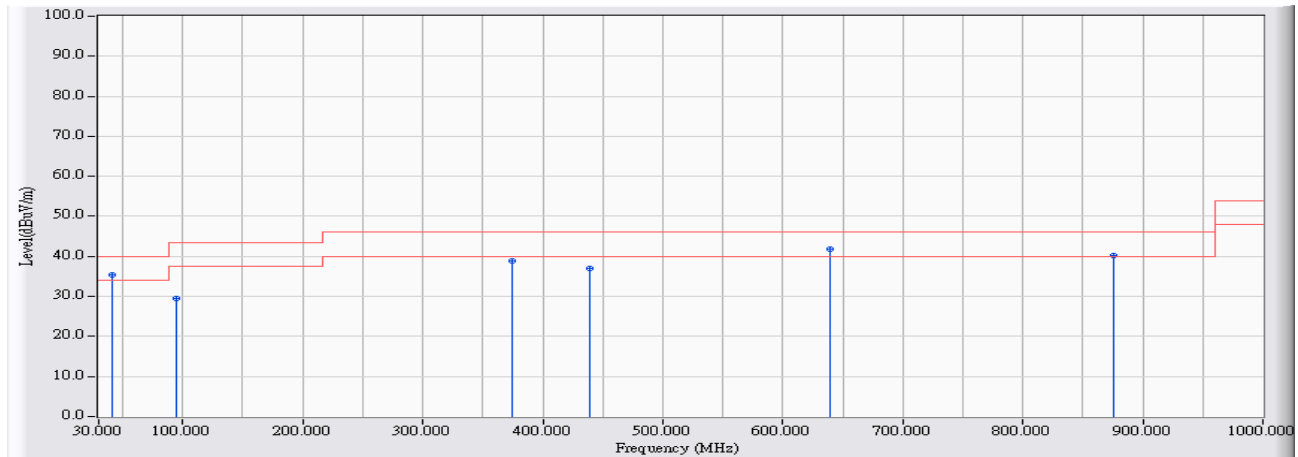


	Frequency (MHz)	Correct Factor (dB)	Reading Level (dBuV)	Measure Level (dBuV/m)	Margin (dB)	Limit (dBuV/m)	Detector Type
1	43.191	-20.100	54.231	34.132	-5.868	40.000	QUASPEAK
2	374.995	-17.236	56.184	38.948	-7.052	46.000	QUASPEAK
3	439.396	-15.540	52.562	37.022	-8.978	46.000	QUASPEAK
4	* 639.972	-13.151	54.907	41.756	-4.244	46.000	QUASPEAK
5	679.932	-11.799	49.812	38.012	-7.988	46.000	QUASPEAK
6	875.076	-9.713	50.041	40.328	-5.672	46.000	QUASPEAK

Note:

1. All Reading Levels are Quasi-Peak value.
2. “ * ”, means this data is the worst emission level.
3. Measurement Level = Reading Level + Correct Factor.

Site : CB2-H	Time : 2017/03/07
Limit : FCC_CLASS_B_03M_QP	Margin : 6
Probe : CB2_FCC_EFS_S2_30M-1GHz_1116 - VERTICAL	Power : AC 120V / 60Hz
EUT : Mimosa C5c	Note : 802.11ac(80M)_5530MHz Mode 2: Tx-Dipole ANT

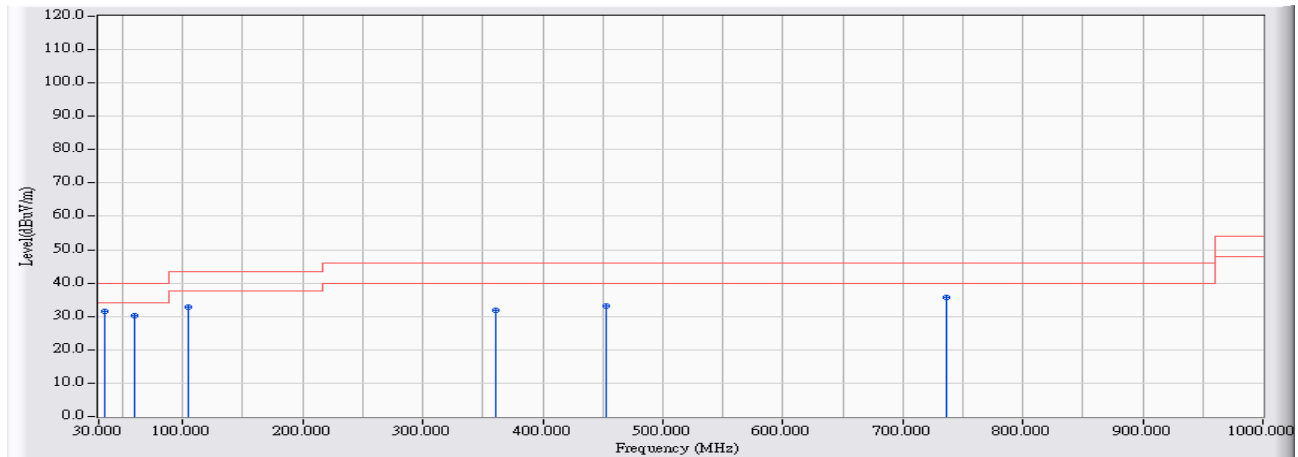


	Frequency (MHz)	Correct Factor (dB)	Reading Level (dBuV)	Measure Level (dBuV/m)	Margin (dB)	Limit (dBuV/m)	Detector Type
1	41.542	-18.043	53.304	35.261	-4.739	40.000	QUASPEAK
2	94.402	-24.564	53.965	29.402	-14.098	43.500	QUASPEAK
3	374.995	-17.236	56.184	38.948	-7.052	46.000	QUASPEAK
4	439.396	-15.540	52.562	37.022	-8.978	46.000	QUASPEAK
5	* 639.972	-13.151	54.907	41.756	-4.244	46.000	QUASPEAK
6	875.076	-9.713	50.041	40.328	-5.672	46.000	QUASPEAK

Note:

1. All Reading Levels are Quasi-Peak value.
2. “ * ”, means this data is the worst emission level.
3. Measurement Level = Reading Level + Correct Factor.

Site : CB4-H	Time : 2017/01/25
Limit : FCC_CLASS_B_03M_QP	Margin : 6
Probe : CB4-H_FCC_EFS_S2_30M-1GHz_1116 - HORIZONTAL	Power : AC 120 V / 60Hz
EUT : Mimosa C5c	Note : 802.11ac(20M)_5785MHz Mode 2: Tx-Dipole ANT

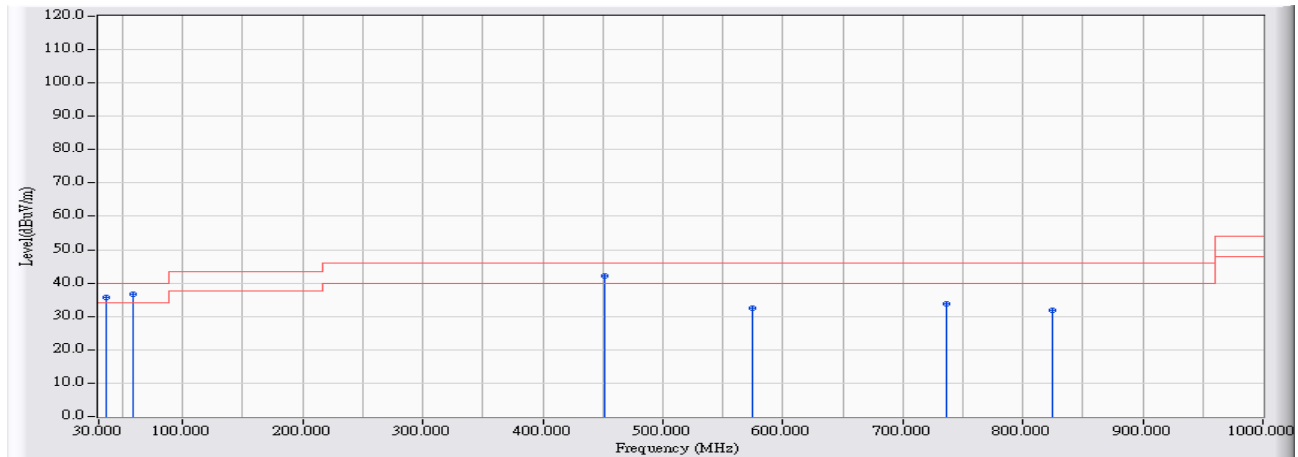


		Frequency (MHz)	Correct Factor (dB)	Reading Level (dBuV)	Measure Level (dBuV/m)	Margin (dB)	Limit (dBuV/m)	Detector Type
1	*	34.850	-12.735	44.190	31.455	-8.545	40.000	QUASPEAK
2		60.070	-24.899	55.183	30.283	-9.717	40.000	QUASPEAK
3		104.690	-20.634	53.582	32.948	-10.552	43.500	QUASPEAK
4		360.285	-17.045	49.046	32.000	-14.000	46.000	QUASPEAK
5		452.920	-14.917	48.165	33.248	-12.752	46.000	QUASPEAK
6		736.160	-11.712	47.451	35.739	-10.261	46.000	QUASPEAK

Note:

1. All Reading Levels are Quasi-Peak value.
2. “ * ”, means this data is the worst emission level.
3. Measurement Level = Reading Level + Correct Factor.

Site : CB4-H	Time : 2017/01/25
Limit : FCC_CLASS_B_03M_QP	Margin : 6
Probe : CB4-H_FCC_EFS_S2_30M-1GHz_1116 - VERTICAL	Power : AC 120 V / 60Hz
EUT : Mimosa C5c	Note : 802.11ac(20M)_5785MHz Mode 2: Tx-Dipole ANT

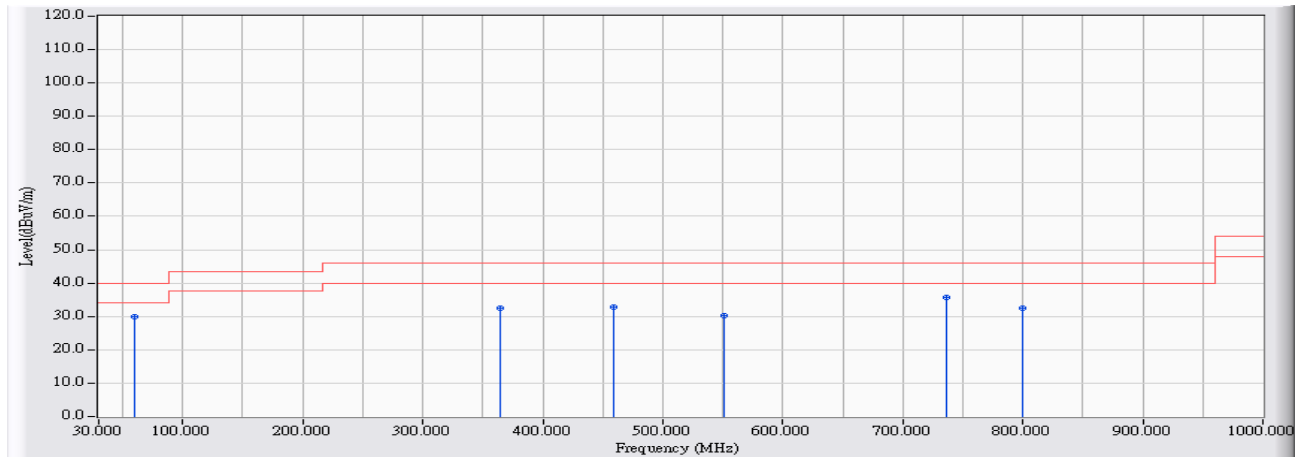


	Frequency (MHz)	Correct Factor (dB)	Reading Level (dBuV)	Measure Level (dBuV/m)	Margin (dB)	Limit (dBuV/m)	Detector Type
1	36.790	-12.656	48.283	35.627	-4.373	40.000	QUASPEAK
2	* 59.100	-24.636	61.172	36.535	-3.465	40.000	QUASPEAK
3	450.980	-14.949	57.205	42.256	-3.744	46.000	QUASPEAK
4	575.140	-13.267	45.634	32.367	-13.633	46.000	QUASPEAK
5	736.160	-11.712	45.578	33.866	-12.134	46.000	QUASPEAK
6	824.915	-10.687	42.481	31.795	-14.205	46.000	QUASPEAK

Note:

1. All Reading Levels are Quasi-Peak value.
2. “ * ”, means this data is the worst emission level.
3. Measurement Level = Reading Level + Correct Factor.

Site : CB4-H	Time : 2017/01/25
Limit : FCC_CLASS_B_03M_QP	Margin : 6
Probe : CB4-H_FCC_EFS_S2_30M-1GHz_1116 - HORIZONTAL	Power : AC 120 V / 60Hz
EUT : Mimosa C5c	Note : 802.11ac(40M)_5795MHz Mode 2: Tx-Dipole ANT

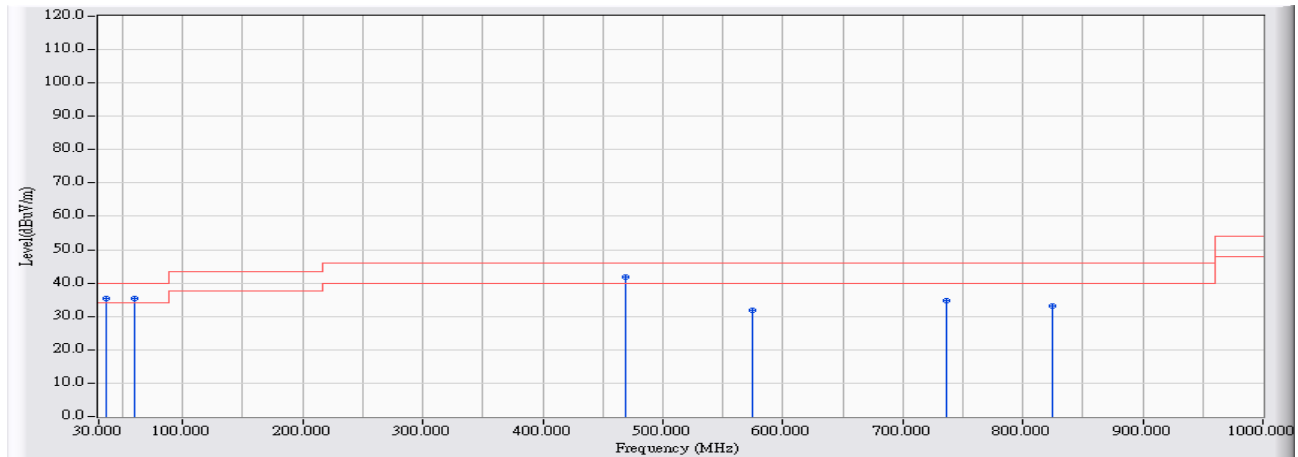


		Frequency (MHz)	Correct Factor (dB)	Reading Level (dBuV)	Measure Level (dBuV/m)	Margin (dB)	Limit (dBuV/m)	Detector Type
1	*	60.070	-24.899	54.893	29.993	-10.007	40.000	QUASPEAK
2		364.165	-16.927	49.404	32.477	-13.523	46.000	QUASPEAK
3		459.225	-14.812	47.716	32.904	-13.096	46.000	QUASPEAK
4		550.890	-13.548	43.892	30.343	-15.657	46.000	QUASPEAK
5		736.160	-11.712	47.387	35.675	-10.325	46.000	QUASPEAK
6		800.180	-10.970	43.418	32.447	-13.553	46.000	QUASPEAK

Note:

1. All Reading Levels are Quasi-Peak value.
2. “ * ”, means this data is the worst emission level.
3. Measurement Level = Reading Level + Correct Factor.

Site : CB4-H	Time : 2017/01/25
Limit : FCC_CLASS_B_03M_QP	Margin : 6
Probe : CB4-H_FCC_EFS_S2_30M-1GHz_1116 - VERTICAL	Power : AC 120 V / 60Hz
EUT : Mimosa C5c	Note : 802.11ac(40M)_5795MHz Mode 2: Tx-Dipole ANT

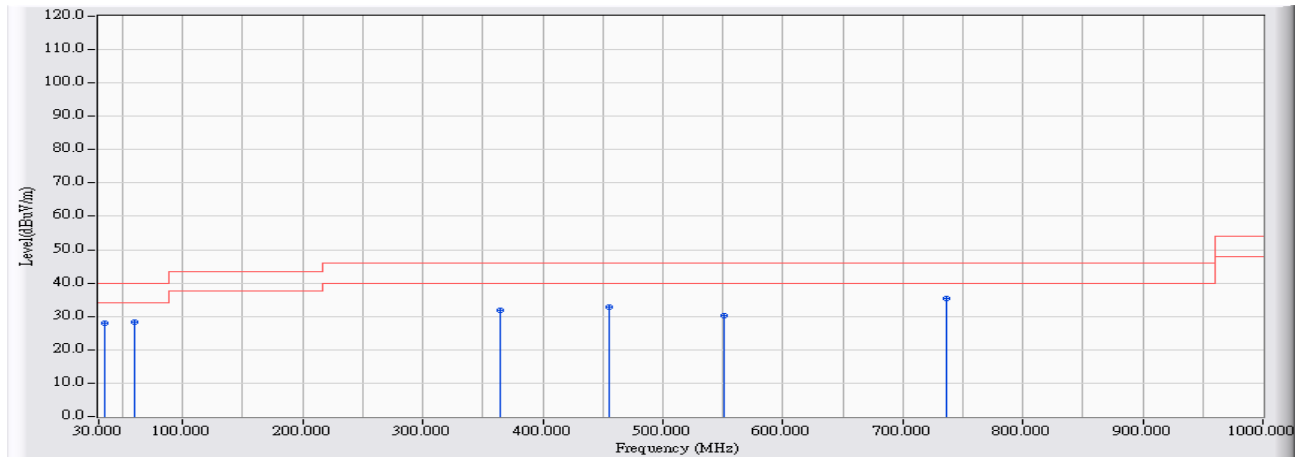


	Frequency (MHz)	Correct Factor (dB)	Reading Level (dBuV)	Measure Level (dBuV/m)	Margin (dB)	Limit (dBuV/m)	Detector Type
1	36.790	-12.656	48.112	35.456	-4.544	40.000	QUASPEAK
2	59.585	-24.767	60.065	35.297	-4.703	40.000	QUASPEAK
3	* 468.440	-14.659	56.431	41.772	-4.228	46.000	QUASPEAK
4	575.140	-13.267	45.057	31.790	-14.210	46.000	QUASPEAK
5	736.160	-11.712	46.459	34.747	-11.253	46.000	QUASPEAK
6	824.915	-10.687	43.764	33.078	-12.922	46.000	QUASPEAK

Note:

1. All Reading Levels are Quasi-Peak value.
2. “ * ”, means this data is the worst emission level.
3. Measurement Level = Reading Level + Correct Factor.

Site : CB4-H	Time : 2017/01/25
Limit : FCC_CLASS_B_03M_QP	Margin : 6
Probe : CB4-H_FCC_EFS_S2_30M-1GHz_1116 - HORIZONTAL	Power : AC 120 V / 60Hz
EUT : Mimosa C5c	Note : 802.11ac(80M)_5775MHz Mode 2: Tx-Dipole ANT

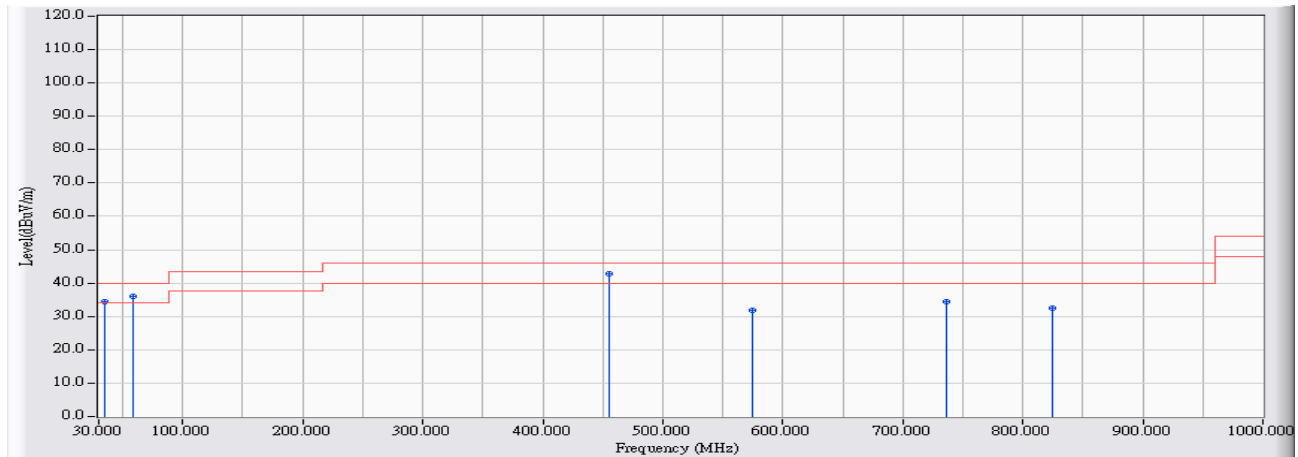


	Frequency (MHz)	Correct Factor (dB)	Reading Level (dBuV)	Measure Level (dBuV/m)	Margin (dB)	Limit (dBuV/m)	Detector Type
1	34.365	-12.701	40.768	28.067	-11.933	40.000	QUASPEAK
2	60.070	-24.899	53.066	28.166	-11.834	40.000	QUASPEAK
3	364.165	-16.927	48.804	31.877	-14.123	46.000	QUASPEAK
4	454.860	-14.885	47.660	32.775	-13.225	46.000	QUASPEAK
5	550.890	-13.548	43.675	30.126	-15.874	46.000	QUASPEAK
6	* 736.160	-11.712	47.133	35.421	-10.579	46.000	QUASPEAK

Note:

1. All Reading Levels are Quasi-Peak value.
2. “ * ”, means this data is the worst emission level.
3. Measurement Level = Reading Level + Correct Factor.

Site : CB4-H	Time : 2017/01/25
Limit : FCC_CLASS_B_03M_QP	Margin : 6
Probe : CB4-H_FCC_EFS_S2_30M-1GHz_1116 - VERTICAL	Power : AC 120 V / 60Hz
EUT : Mimosa C5c	Note : 802.11ac(80M)_5775MHz Mode 2: Tx-Dipole ANT



	Frequency (MHz)	Correct Factor (dB)	Reading Level (dBuV)	Measure Level (dBuV/m)	Margin (dB)	Limit (dBuV/m)	Detector Type
1	34.850	-12.735	47.253	34.518	-5.482	40.000	QUASPEAK
2	59.100	-24.636	60.592	35.955	-4.045	40.000	QUASPEAK
3	* 455.830	-14.869	57.706	42.837	-3.163	46.000	QUASPEAK
4	575.140	-13.267	45.186	31.919	-14.081	46.000	QUASPEAK
5	736.160	-11.712	46.151	34.439	-11.561	46.000	QUASPEAK
6	824.915	-10.687	43.275	32.589	-13.411	46.000	QUASPEAK

Note:

1. All Reading Levels are Quasi-Peak value.
2. “ * ”, means this data is the worst emission level.
3. Measurement Level = Reading Level + Correct Factor.