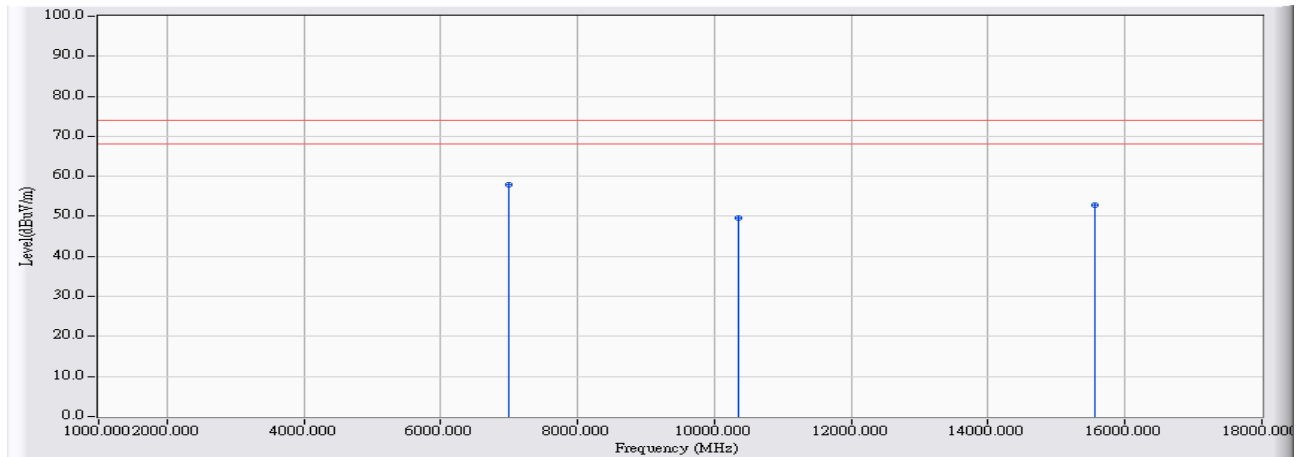


**Harmonic & Spurious:**

Site : CB4-H	Time : 2017/01/16
Limit : FCC_SpartC_15.209_03M_PK	Margin : 6
Probe : CB4-H_FCC_EFS_B432_1-18GHz_3M_1116 - HORIZONTAL	Power : AC 120 V / 60Hz
EUT : Mimosa C5c	Note : 802.11ac(20M)_5180MHz Mode 1: Tx-Dish ANT

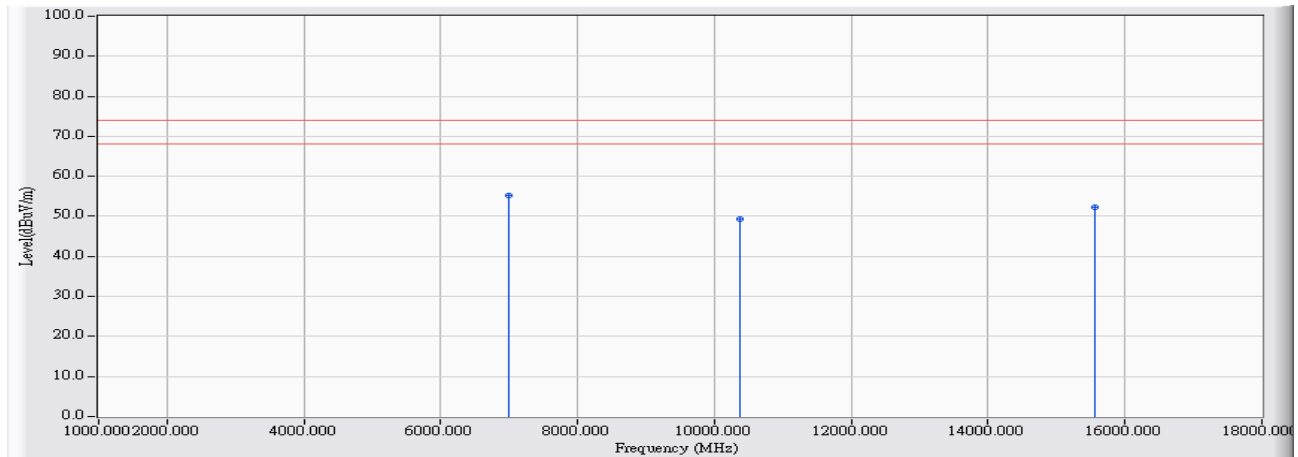


		Frequency (MHz)	Correct Factor (dB)	Reading Level (dBuV)	Measure Level (dBuV/m)	Margin (dB)	Limit (dBuV/m)	Detector Type
1	*	6984.000	5.942	52.080	58.022	-15.978	74.000	PEAK
2		10351.000	13.774	35.750	49.525	-24.475	74.000	PEAK
3		15558.000	17.649	35.280	52.929	-21.071	74.000	PEAK

**Note:**

1. All Readings below 1GHz are Quasi-Peak, above 1GHz are performed with peak and/or average measurements as necessary.
2. Peak measurements: RBW = 1MHz, VBW = 1MHz, Sweep: Auto.
3. Average measurements: RBW = 1MHz, VBW = 10 Hz, Sweep: Auto.
4. “ \* ”, means this data is the worst emission level.
5. “ # ”, means the frequency is out of the restricted band.
6. Measurement Level = Reading Level + Correct Factor.
7. The average measurement was not performed when the peak measured data under the limit of average detection.

<b>Site : CB4-H</b>	<b>Time : 2017/01/16</b>
<b>Limit : FCC_SpartC_15.209_03M_PK</b>	<b>Margin : 6</b>
<b>Probe : CB4-H_FCC_EFS_B432_1-18GHz_3M_1116 - VERTICAL</b>	<b>Power : AC 120 V / 60Hz</b>
<b>EUT : Mimosa C5c</b>	<b>Note : 802.11ac(20M)_5180MHz</b> <b>Mode 1: Tx-Dish ANT</b>

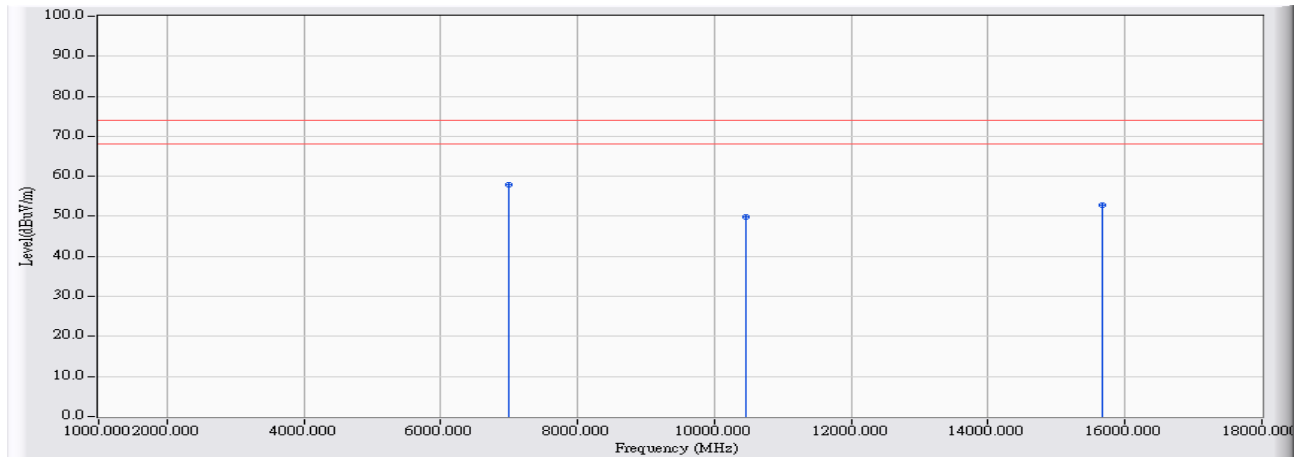


		<b>Frequency (MHz)</b>	<b>Correct Factor (dB)</b>	<b>Reading Level (dBuV)</b>	<b>Measure Level (dBuV/m)</b>	<b>Margin (dB)</b>	<b>Limit (dBuV/m)</b>	<b>Detector Type</b>
1	*	6984.000	5.942	49.240	55.182	-18.818	74.000	PEAK
2		10364.000	13.816	35.550	49.366	-24.634	74.000	PEAK
3		15552.000	17.663	34.710	52.373	-21.627	74.000	PEAK

**Note:**

1. All Readings below 1GHz are Quasi-Peak, above 1GHz are performed with peak and/or average measurements as necessary.
2. Peak measurements: RBW = 1MHz, VBW = 1MHz, Sweep: Auto.
3. Average measurements: RBW = 1MHz, VBW = 10 Hz, Sweep: Auto.
4. “ \* ”, means this data is the worst emission level.
5. “ # ”, means the frequency is out of the restricted band.
6. Measurement Level = Reading Level + Correct Factor.
7. The average measurement was not performed when the peak measured data under the limit of average detection.

Site : CB4-H	Time : 2017/01/16
Limit : FCC_SpartC_15.209_03M_PK	Margin : 6
Probe : CB4-H_FCC_EFS_B432_1-18GHz_3M_1116 - HORIZONTAL	Power : AC 120 V / 60Hz
EUT : Mimosa C5c	Note : 802.11ac(20M)_5220MHz Mode 1: Tx-Dish ANT

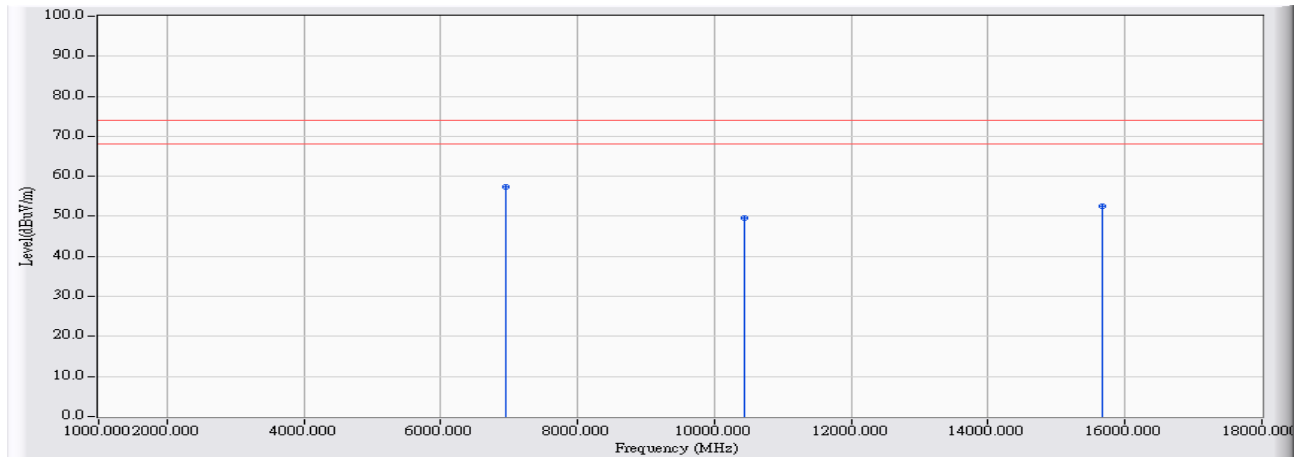


		Frequency (MHz)	Correct Factor (dB)	Reading Level (dBuV)	Measure Level (dBuV/m)	Margin (dB)	Limit (dBuV/m)	Detector Type
1	*	6984.000	5.942	52.010	57.952	-16.048	74.000	PEAK
2		10450.000	14.094	35.830	49.924	-24.076	74.000	PEAK
3		15667.000	17.409	35.390	52.799	-21.201	74.000	PEAK

Note:

1. All Readings below 1GHz are Quasi-Peak, above 1GHz are performed with peak and/or average measurements as necessary.
2. Peak measurements: RBW = 1MHz, VBW = 1MHz, Sweep: Auto.
3. Average measurements: RBW = 1MHz, VBW = 10 Hz, Sweep: Auto.
4. “ \* ”, means this data is the worst emission level.
5. “ # ”, means the frequency is out of the restricted band.
6. Measurement Level = Reading Level + Correct Factor.
7. The average measurement was not performed when the peak measured data under the limit of average detection.

Site : CB4-H	Time : 2017/01/16
Limit : FCC_SpartC_15.209_03M_PK	Margin : 6
Probe : CB4-H_FCC_EFS_B432_1-18GHz_3M_1116 - VERTICAL	Power : AC 120 V / 60Hz
EUT : Mimosa C5c	Note : 802.11ac(20M)_5220MHz Mode 1: Tx-Dish ANT

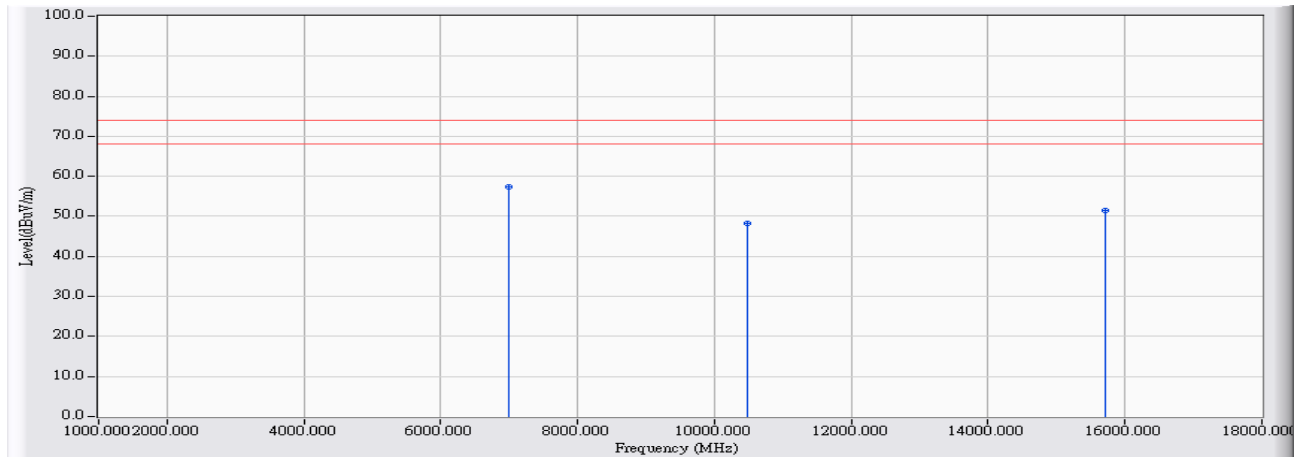


		Frequency (MHz)	Correct Factor (dB)	Reading Level (dBuV)	Measure Level (dBuV/m)	Margin (dB)	Limit (dBuV/m)	Detector Type
1	*	6958.000	5.880	51.460	57.340	-16.660	74.000	PEAK
2		10441.000	14.063	35.540	49.604	-24.396	74.000	PEAK
3		15659.000	17.427	35.180	52.607	-21.393	74.000	PEAK

Note:

1. All Readings below 1GHz are Quasi-Peak, above 1GHz are performed with peak and/or average measurements as necessary.
2. Peak measurements: RBW = 1MHz, VBW = 1MHz, Sweep: Auto.
3. Average measurements: RBW = 1MHz, VBW = 10 Hz, Sweep: Auto.
4. “ \* ”, means this data is the worst emission level.
5. “ # ”, means the frequency is out of the restricted band.
6. Measurement Level = Reading Level + Correct Factor.
7. The average measurement was not performed when the peak measured data under the limit of average detection.

<b>Site : CB4-H</b>	<b>Time : 2017/01/16</b>
<b>Limit : FCC_SpartC_15.209_03M_PK</b>	<b>Margin : 6</b>
<b>Probe : CB4-H_FCC_EFS_B432_1-18GHz_3M_1116 - HORIZONTAL</b>	<b>Power : AC 120 V / 60Hz</b>
<b>EUT : Mimosa C5c</b>	<b>Note : 802.11ac(20M)_5240MHz</b> <b>Mode 1: Tx-Dish ANT</b>

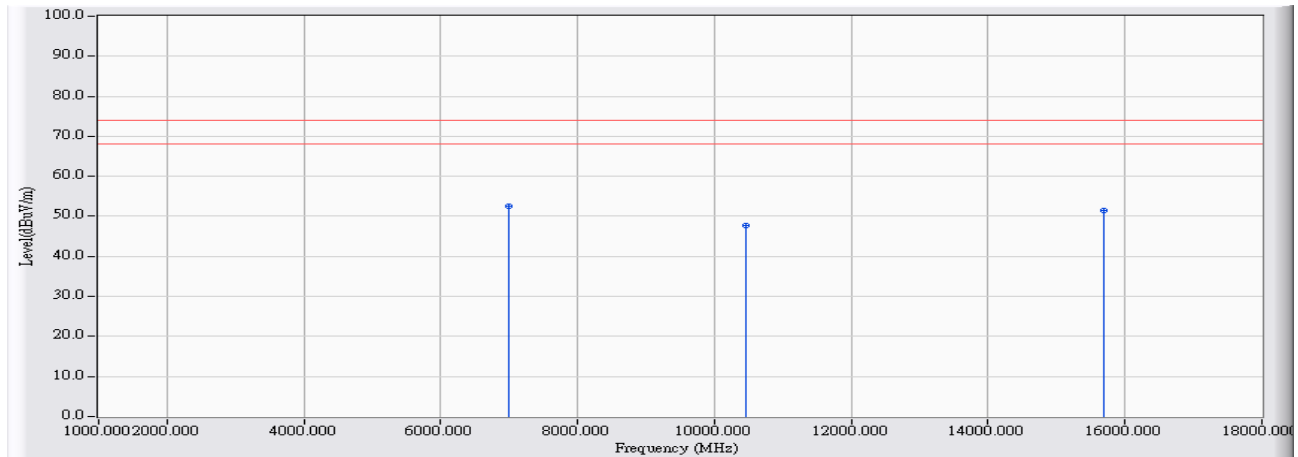


		<b>Frequency (MHz)</b>	<b>Correct Factor (dB)</b>	<b>Reading Level (dBuV)</b>	<b>Measure Level (dBuV/m)</b>	<b>Margin (dB)</b>	<b>Limit (dBuV/m)</b>	<b>Detector Type</b>
1	*	6984.000	5.942	51.320	57.262	-16.738	74.000	PEAK
2		10475.000	14.178	34.040	48.217	-25.783	74.000	PEAK
3		15701.000	17.336	34.240	51.576	-22.424	74.000	PEAK

**Note:**

1. All Readings below 1GHz are Quasi-Peak, above 1GHz are performed with peak and/or average measurements as necessary.
2. Peak measurements: RBW = 1MHz, VBW = 1MHz, Sweep: Auto.
3. Average measurements: RBW = 1MHz, VBW = 10 Hz, Sweep: Auto.
4. “ \* ”, means this data is the worst emission level.
5. “ # ”, means the frequency is out of the restricted band.
6. Measurement Level = Reading Level + Correct Factor.
7. The average measurement was not performed when the peak measured data under the limit of average detection.

Site : CB4-H	Time : 2017/01/16
Limit : FCC_SpartC_15.209_03M_PK	Margin : 6
Probe : CB4-H_FCC_EFS_B432_1-18GHz_3M_1116 - VERTICAL	Power : AC 120 V / 60Hz
EUT : Mimosa C5c	Note : 802.11ac(20M)_5240MHz Mode 1: Tx-Dish ANT

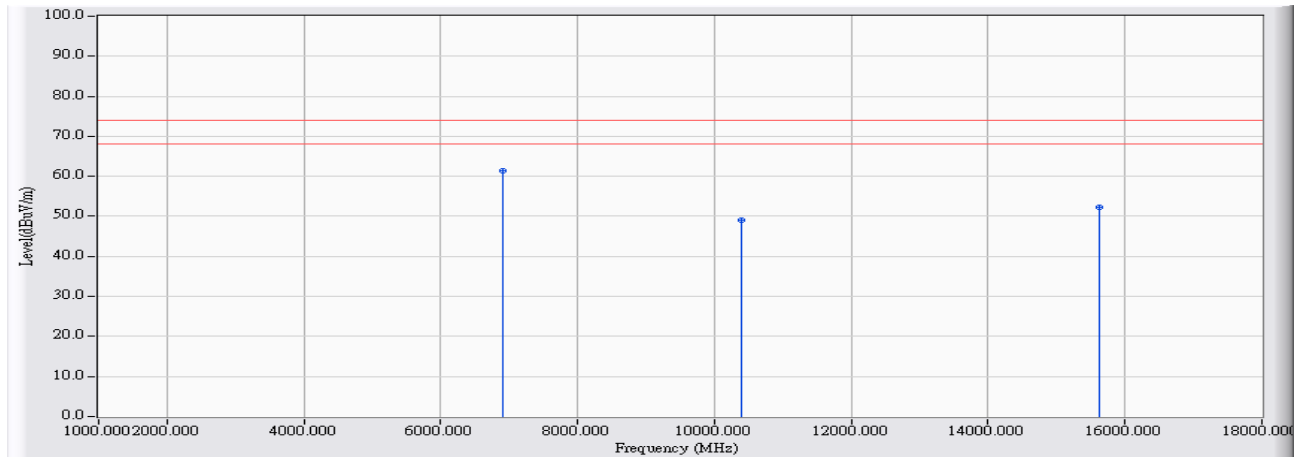


		Frequency (MHz)	Correct Factor (dB)	Reading Level (dBuV)	Measure Level (dBuV/m)	Margin (dB)	Limit (dBuV/m)	Detector Type
1	*	6984.000	5.942	46.500	52.442	-21.558	74.000	PEAK
2		10461.000	14.131	33.650	47.781	-26.219	74.000	PEAK
3		15700.000	17.338	34.110	51.448	-22.552	74.000	PEAK

Note:

1. All Readings below 1GHz are Quasi-Peak, above 1GHz are performed with peak and/or average measurements as necessary.
2. Peak measurements: RBW = 1MHz, VBW = 1MHz, Sweep: Auto.
3. Average measurements: RBW = 1MHz, VBW = 10 Hz, Sweep: Auto.
4. “ \* ”, means this data is the worst emission level.
5. “ # ”, means the frequency is out of the restricted band.
6. Measurement Level = Reading Level + Correct Factor.
7. The average measurement was not performed when the peak measured data under the limit of average detection.

Site : CB4-H	Time : 2017/01/16
Limit : FCC_SpartC_15.209_03M_PK	Margin : 6
Probe : CB4-H_FCC_EFS_B432_1-18GHz_3M_1116 - HORIZONTAL	Power : AC 120 V / 60Hz
EUT : Mimosa C5c	Note : 802.11ac(40M)_5190MHz Mode 1: Tx-Dish ANT

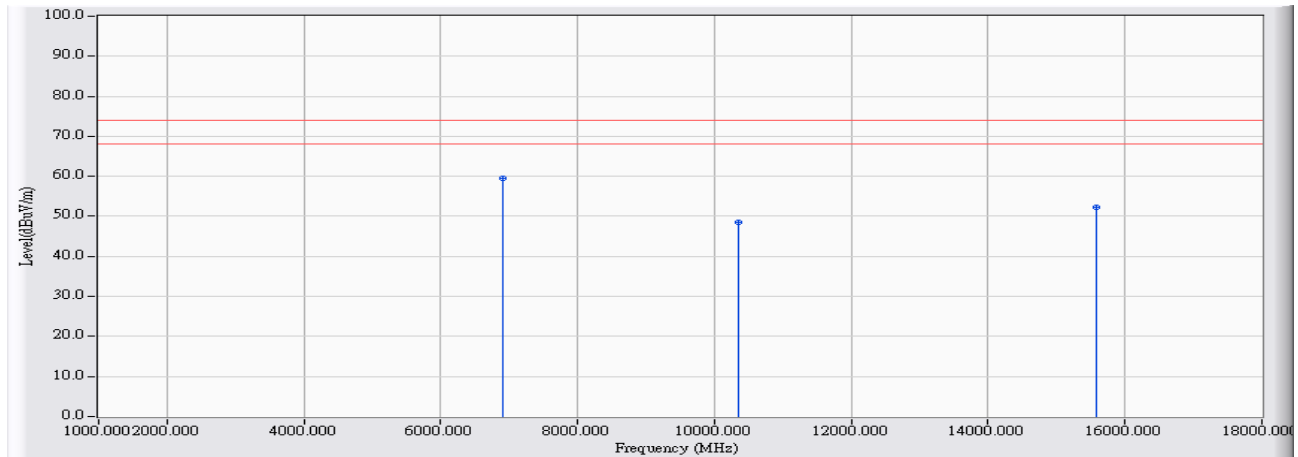


		Frequency (MHz)	Correct Factor (dB)	Reading Level (dBuV)	Measure Level (dBuV/m)	Margin (dB)	Limit (dBuV/m)	Detector Type
1	*	6916.000	5.780	55.650	61.430	-12.570	74.000	PEAK
2		10395.000	13.913	35.220	49.133	-24.867	74.000	PEAK
3		15614.000	17.524	34.680	52.204	-21.796	74.000	PEAK

Note:

1. All Readings below 1GHz are Quasi-Peak, above 1GHz are performed with peak and/or average measurements as necessary.
2. Peak measurements: RBW = 1MHz, VBW = 1MHz, Sweep: Auto.
3. Average measurements: RBW = 1MHz, VBW = 10 Hz, Sweep: Auto.
4. “ \* ”, means this data is the worst emission level.
5. “ # ”, means the frequency is out of the restricted band.
6. Measurement Level = Reading Level + Correct Factor.
7. The average measurement was not performed when the peak measured data under the limit of average detection.

Site : CB4-H	Time : 2017/01/16
Limit : FCC_SpartC_15.209_03M_PK	Margin : 6
Probe : CB4-H_FCC_EFS_B432_1-18GHz_3M_1116 - VERTICAL	Power : AC 120 V / 60Hz
EUT : Mimosa C5c	Note : 802.11ac(40M)_5190MHz Mode 1: Tx-Dish ANT



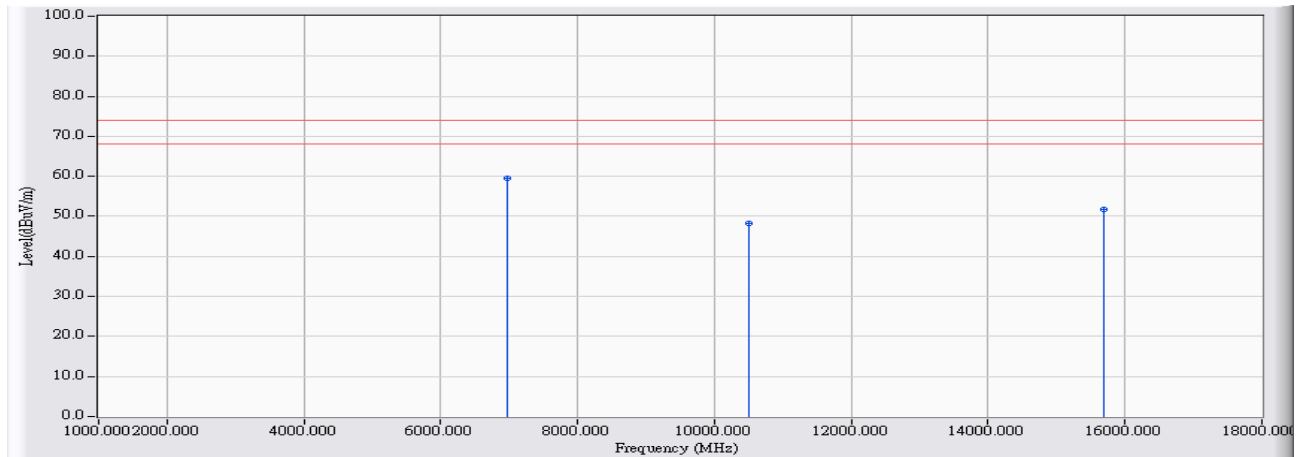
		Frequency (MHz)	Correct Factor (dB)	Reading Level (dBuV)	Measure Level (dBuV/m)	Margin (dB)	Limit (dBuV/m)	Detector Type
1	*	6916.000	5.780	53.620	59.400	-14.600	74.000	PEAK
2		10353.000	13.781	34.850	48.631	-25.369	74.000	PEAK
3		15573.000	17.615	34.630	52.245	-21.755	74.000	PEAK

Note:

1. All Readings below 1GHz are Quasi-Peak, above 1GHz are performed with peak and/or average measurements as necessary.
2. Peak measurements: RBW = 1MHz, VBW = 1MHz, Sweep: Auto.
3. Average measurements: RBW = 1MHz, VBW = 10 Hz, Sweep: Auto.
4. “ \* ”, means this data is the worst emission level.
5. “ # ”, means the frequency is out of the restricted band.
6. Measurement Level = Reading Level + Correct Factor.
7. The average measurement was not performed when the peak measured data under the limit of average detection.



Site : CB4-H	Time : 2017/01/16
Limit : FCC_SpartC_15.209_03M_PK	Margin : 6
Probe : CB4-H_FCC_EFS_B432_1-18GHz_3M_1116 - HORIZONTAL	Power : AC 120 V / 60Hz
EUT : Mimosa C5c	Note : 802.11ac(40M)_5230MHz Mode 1: Tx-Dish ANT

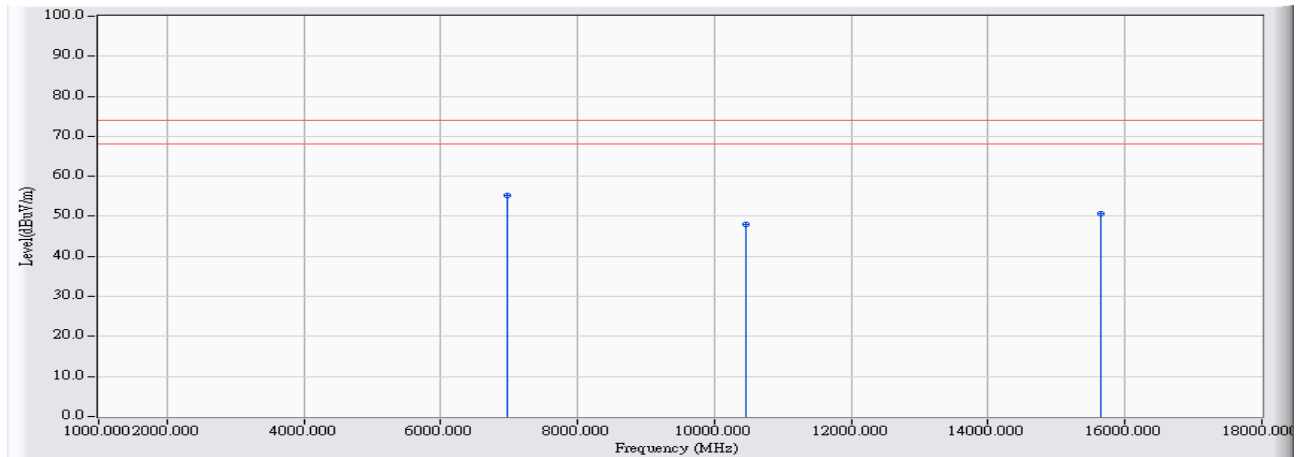


		Frequency (MHz)	Correct Factor (dB)	Reading Level (dBuV)	Measure Level (dBuV/m)	Margin (dB)	Limit (dBuV/m)	Detector Type
1	*	6975.000	5.921	53.510	59.431	-14.569	74.000	PEAK
2		10497.000	14.249	33.910	48.159	-25.841	74.000	PEAK
3		15679.000	17.384	34.390	51.773	-22.227	74.000	PEAK

Note:

1. All Readings below 1GHz are Quasi-Peak, above 1GHz are performed with peak and/or average measurements as necessary.
2. Peak measurements: RBW = 1MHz, VBW = 1MHz, Sweep: Auto.
3. Average measurements: RBW = 1MHz, VBW = 10 Hz, Sweep: Auto.
4. “ \* ”, means this data is the worst emission level.
5. “ # ”, means the frequency is out of the restricted band.
6. Measurement Level = Reading Level + Correct Factor.
7. The average measurement was not performed when the peak measured data under the limit of average detection.

Site : CB4-H	Time : 2017/01/16
Limit : FCC_SpartC_15.209_03M_PK	Margin : 6
Probe : CB4-H_FCC_EFS_B432_1-18GHz_3M_1116 - VERTICAL	Power : AC 120 V / 60Hz
EUT : Mimosa C5c	Note : 802.11ac(40M)_5230MHz Mode 1: Tx-Dish ANT

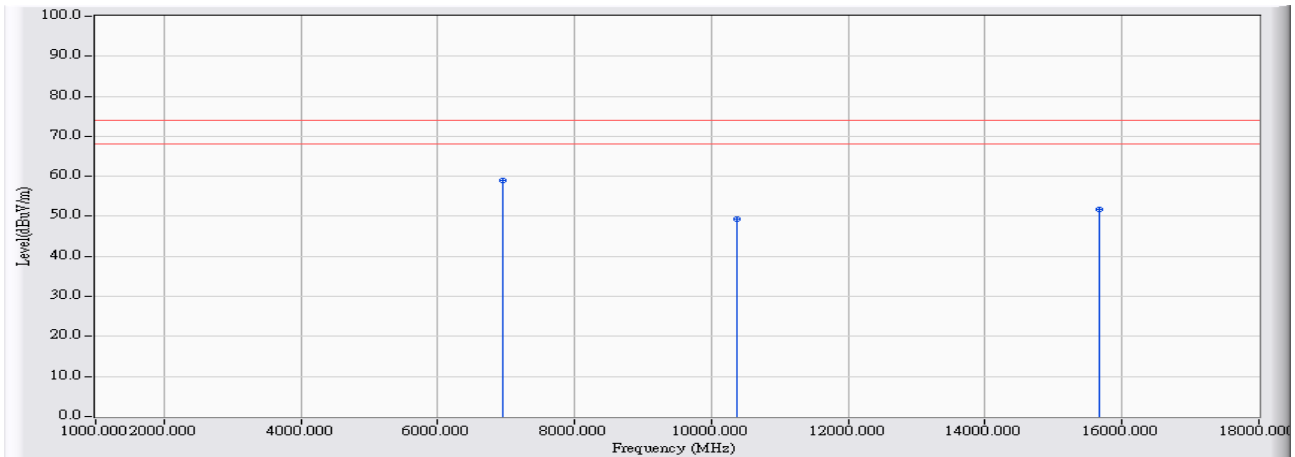


		Frequency (MHz)	Correct Factor (dB)	Reading Level (dBuV)	Measure Level (dBuV/m)	Margin (dB)	Limit (dBuV/m)	Detector Type
1	*	6975.000	5.921	49.320	55.241	-18.759	74.000	PEAK
2		10455.000	14.110	33.990	48.101	-25.899	74.000	PEAK
3		15641.000	17.465	33.260	50.725	-23.275	74.000	PEAK

Note:

1. All Readings below 1GHz are Quasi-Peak, above 1GHz are performed with peak and/or average measurements as necessary.
2. Peak measurements: RBW = 1MHz, VBW = 1MHz, Sweep: Auto.
3. Average measurements: RBW = 1MHz, VBW = 10 Hz, Sweep: Auto.
4. “ \* ”, means this data is the worst emission level.
5. “ # ”, means the frequency is out of the restricted band.
6. Measurement Level = Reading Level + Correct Factor.
7. The average measurement was not performed when the peak measured data under the limit of average detection.

<b>Site : CB4-H</b>	<b>Time : 2017/01/16</b>
<b>Limit : FCC_SpartC_15.209_03M_PK</b>	<b>Margin : 6</b>
<b>Probe : CB4-H_FCC_EFS_B432_1-18GHz_3M_1116 - HORIZONTAL</b>	<b>Power : AC 120 V / 60Hz</b>
<b>EUT : Mimosa C5c</b>	<b>Note : 802.11ac(80M)_5210MHz</b> <b>Mode 1: Tx-Dish ANT</b>

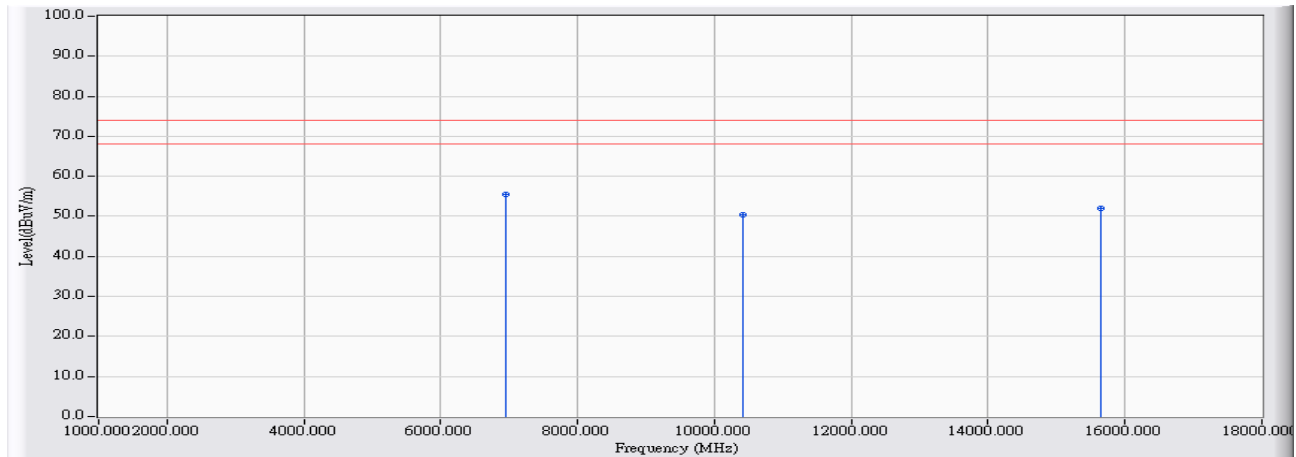


		<b>Frequency (MHz)</b>	<b>Correct Factor (dB)</b>	<b>Reading Level (dBuV)</b>	<b>Measure Level (dBuV/m)</b>	<b>Margin (dB)</b>	<b>Limit (dBuV/m)</b>	<b>Detector Type</b>
1	*	6950.000	5.861	53.030	58.891	-15.109	74.000	PEAK
2		10373.000	13.844	35.440	49.284	-24.716	74.000	PEAK
3		15668.000	17.407	34.300	51.707	-22.293	74.000	PEAK

**Note:**

1. All Readings below 1GHz are Quasi-Peak, above 1GHz are performed with peak and/or average measurements as necessary.
2. Peak measurements: RBW = 1MHz, VBW = 1MHz, Sweep: Auto.
3. Average measurements: RBW = 1MHz, VBW = 10 Hz, Sweep: Auto.
4. “ \* ”, means this data is the worst emission level.
5. “ # ”, means the frequency is out of the restricted band.
6. Measurement Level = Reading Level + Correct Factor.
7. The average measurement was not performed when the peak measured data under the limit of average detection.

<b>Site : CB4-H</b>	<b>Time : 2017/01/16</b>
<b>Limit : FCC_SpartC_15.209_03M_PK</b>	<b>Margin : 6</b>
<b>Probe : CB4-H_FCC_EFS_B432_1-18GHz_3M_1116 - VERTICAL</b>	<b>Power : AC 120 V / 60Hz</b>
<b>EUT : Mimosa C5c</b>	<b>Note : 802.11ac(80M)_5210MHz</b> <b>Mode 1: Tx-Dish ANT</b>

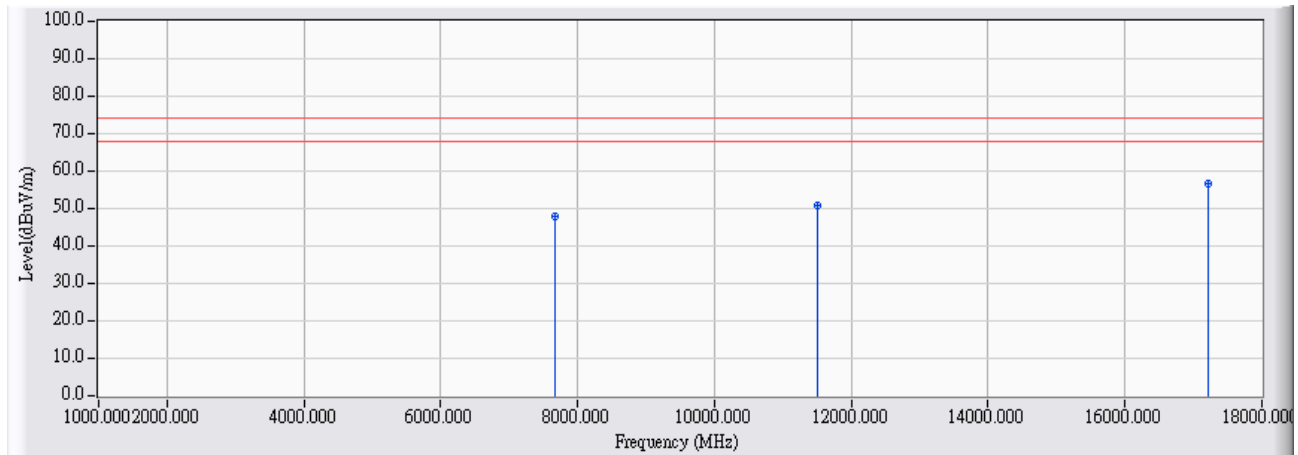


		<b>Frequency (MHz)</b>	<b>Correct Factor (dB)</b>	<b>Reading Level (dBuV)</b>	<b>Measure Level (dBuV/m)</b>	<b>Margin (dB)</b>	<b>Limit (dBuV/m)</b>	<b>Detector Type</b>
1	*	6950.000	5.861	49.520	55.381	-18.619	74.000	PEAK
2		10420.000	13.994	36.530	50.524	-23.476	74.000	PEAK
3		15652.000	17.442	34.550	51.992	-22.008	74.000	PEAK

**Note:**

1. All Readings below 1GHz are Quasi-Peak, above 1GHz are performed with peak and/or average measurements as necessary.
2. Peak measurements: RBW = 1MHz, VBW = 1MHz, Sweep: Auto.
3. Average measurements: RBW = 1MHz, VBW = 10 Hz, Sweep: Auto.
4. “ \* ”, means this data is the worst emission level.
5. “ # ”, means the frequency is out of the restricted band.
6. Measurement Level = Reading Level + Correct Factor.
7. The average measurement was not performed when the peak measured data under the limit of average detection.

Site : CB4-H	Time : 2017/01/16
Limit : FCC_SpartC_15.209_03M_PK	Margin : 6
Probe : CB4-H_FCC_EFS_B432_1-18GHz_3M_1116 - HORIZONTAL	Power : AC 120 V / 60Hz
EUT : Mimosa C5c	Note : 802.11ac(20M)_5745MHz Mode 1: Tx-Dish ANT

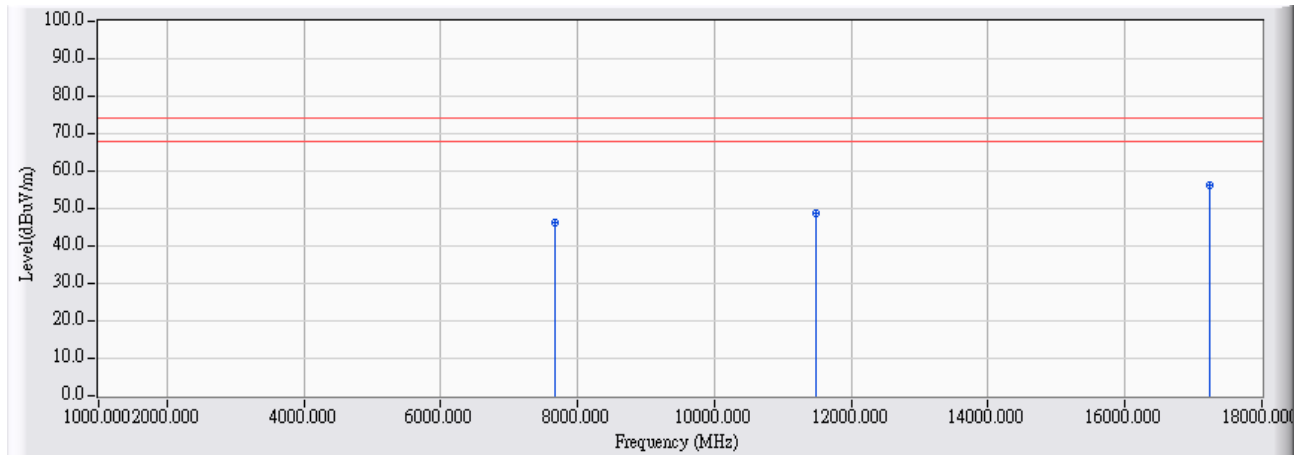


	Frequency (MHz)	Correct Factor (dB)	Reading Level (dBuV)	Measure Level (dBuV/m)	Margin (dB)	Limit (dBuV/m)	Detector Type
1	7664.000	8.267	39.640	47.907	-26.093	74.000	PEAK
2	11495.000	16.796	34.050	50.846	-23.154	74.000	PEAK
3	* 17222.000	22.234	34.240	56.474	-17.526	74.000	PEAK

Note:

1. All Readings below 1GHz are Quasi-Peak, above 1GHz are performed with peak and/or average measurements as necessary.
2. Peak measurements: RBW = 1MHz, VBW = 1MHz, Sweep: Auto.
3. Average measurements: RBW = 1MHz, VBW = 10 Hz, Sweep: Auto.
4. “ \* ”, means this data is the worst emission level.
5. “ # ”, means the frequency is out of the restricted band.
6. Measurement Level = Reading Level + Correct Factor.
7. The average measurement was not performed when the peak measured data under the limit of average detection.

Site : CB4-H	Time : 2017/01/16
Limit : FCC_SpartC_15.209_03M_PK	Margin : 6
Probe : CB4-H_FCC_EFS_B432_1-18GHz_3M_1116 - VERTICAL	Power : AC 120 V / 60Hz
EUT : Mimosa C5c	Note : 802.11ac(20M)_5745MHz Mode 1: Tx-Dish ANT

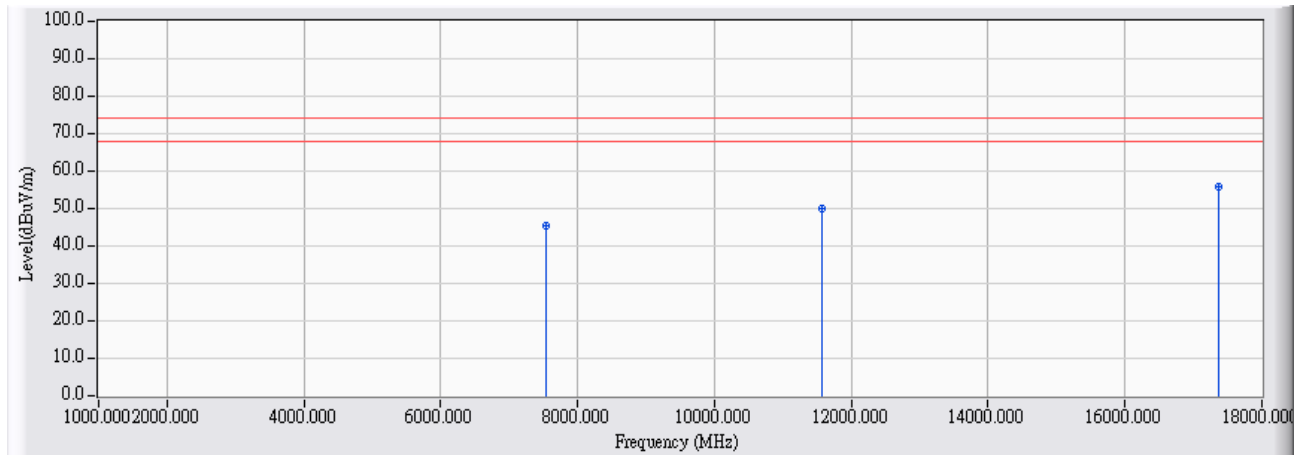


	Frequency (MHz)	Correct Factor (dB)	Reading Level (dBuV)	Measure Level (dBuV/m)	Margin (dB)	Limit (dBuV/m)	Detector Type
1	7664.000	8.267	37.980	46.247	-27.753	74.000	PEAK
2	11485.000	16.778	32.170	48.948	-25.052	74.000	PEAK
3	* 17232.000	22.217	34.060	56.276	-17.724	74.000	PEAK

Note:

1. All Readings below 1GHz are Quasi-Peak, above 1GHz are performed with peak and/or average measurements as necessary.
2. Peak measurements: RBW = 1MHz, VBW = 1MHz, Sweep: Auto.
3. Average measurements: RBW = 1MHz, VBW = 10 Hz, Sweep: Auto.
4. “ \* ”, means this data is the worst emission level.
5. “ # ”, means the frequency is out of the restricted band.
6. Measurement Level = Reading Level + Correct Factor.
7. The average measurement was not performed when the peak measured data under the limit of average detection.

Site : CB4-H	Time : 2017/01/16
Limit : FCC_SpartC_15.209_03M_PK	Margin : 6
Probe : CB4-H_FCC_EFS_B432_1-18GHz_3M_1116 - HORIZONTAL	Power : AC 120 V / 60Hz
EUT : Mimosa C5c	Note : 802.11ac(20M)_5785MHz Mode 1: Tx-Dish ANT

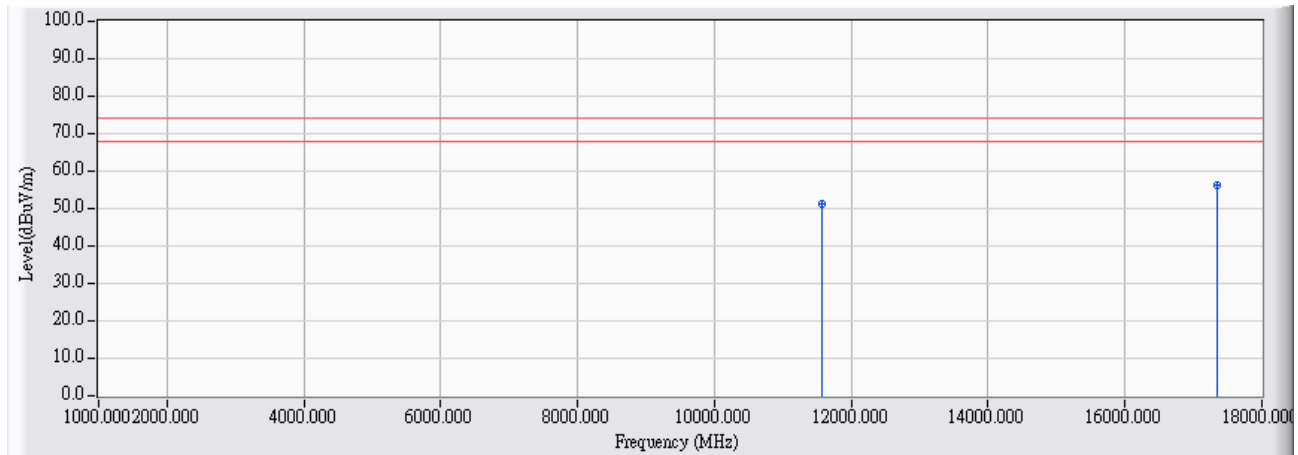


	Frequency (MHz)	Correct Factor (dB)	Reading Level (dBuV)	Measure Level (dBuV/m)	Margin (dB)	Limit (dBuV/m)	Detector Type
1	7528.000	8.470	37.150	45.620	-28.380	74.000	PEAK
2	11569.000	16.854	33.260	50.114	-23.886	74.000	PEAK
3	* 17364.000	21.986	33.800	55.787	-18.213	74.000	PEAK

Note:

1. All Readings below 1GHz are Quasi-Peak, above 1GHz are performed with peak and/or average measurements as necessary.
2. Peak measurements: RBW = 1MHz, VBW = 1MHz, Sweep: Auto.
3. Average measurements: RBW = 1MHz, VBW = 10 Hz, Sweep: Auto.
4. “ \* ”, means this data is the worst emission level.
5. “ # ”, means the frequency is out of the restricted band.
6. Measurement Level = Reading Level + Correct Factor.
7. The average measurement was not performed when the peak measured data under the limit of average detection.

Site : CB4-H	Time : 2017/01/16
Limit : FCC_SpartC_15.209_03M_PK	Margin : 6
Probe : CB4-H_FCC_EFS_B432_1-18GHz_3M_1116 - VERTICAL	Power : AC 120 V / 60Hz
EUT : Mimosa C5c	Note : 802.11ac(20M)_5785MHz Mode 1: Tx-Dish ANT



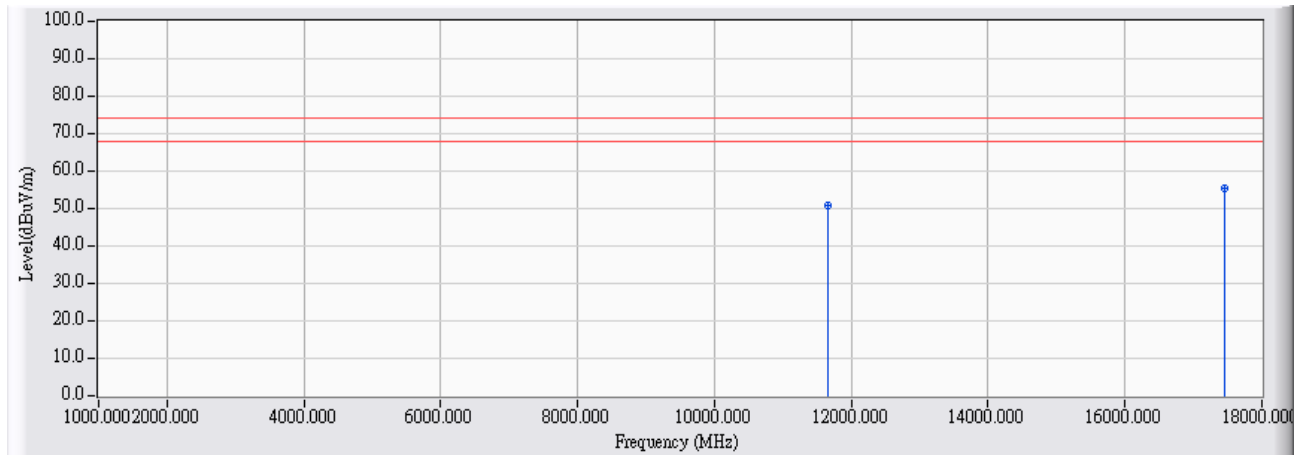
	Frequency (MHz)	Correct Factor (dB)	Reading Level (dBuV)	Measure Level (dBuV/m)	Margin (dB)	Limit (dBuV/m)	Detector Type
1	11561.000	16.849	34.540	51.389	-22.611	74.000	PEAK
2	* 17338.000	22.031	34.090	56.122	-17.878	74.000	PEAK

Note:

1. All Readings below 1GHz are Quasi-Peak, above 1GHz are performed with peak and/or average measurements as necessary.
2. Peak measurements: RBW = 1MHz, VBW = 1MHz, Sweep: Auto.
3. Average measurements: RBW = 1MHz, VBW = 10 Hz, Sweep: Auto.
4. “ \* ”, means this data is the worst emission level.
5. “ # ”, means the frequency is out of the restricted band.
6. Measurement Level = Reading Level + Correct Factor.
7. The average measurement was not performed when the peak measured data under the limit of average detection.



Site : CB4-H	Time : 2017/01/16
Limit : FCC_SpartC_15.209_03M_PK	Margin : 6
Probe : CB4-H_FCC_EFS_B432_1-18GHz_3M_1116 - HORIZONTAL	Power : AC 120 V / 60Hz
EUT : Mimosa C5c	Note : 802.11ac(20M)_5825MHz Mode 1: Tx-Dish ANT

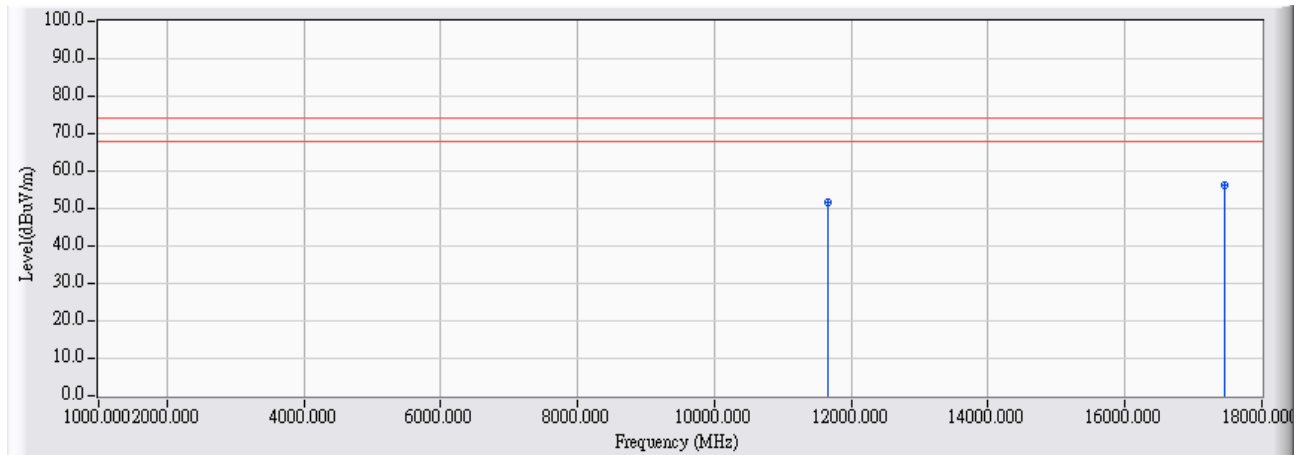


	Frequency (MHz)	Correct Factor (dB)	Reading Level (dBuV)	Measure Level (dBuV/m)	Margin (dB)	Limit (dBuV/m)	Detector Type
1	11664.000	16.927	33.940	50.868	-23.132	74.000	PEAK
2	* 17460.000	21.826	33.750	55.576	-18.424	74.000	PEAK

Note:

1. All Readings below 1GHz are Quasi-Peak, above 1GHz are performed with peak and/or average measurements as necessary.
2. Peak measurements: RBW = 1MHz, VBW = 1MHz, Sweep: Auto.
3. Average measurements: RBW = 1MHz, VBW = 10 Hz, Sweep: Auto.
4. “ \* ”, means this data is the worst emission level.
5. “ # ”, means the frequency is out of the restricted band.
6. Measurement Level = Reading Level + Correct Factor.
7. The average measurement was not performed when the peak measured data under the limit of average detection.

Site : CB4-H	Time : 2017/01/16
Limit : FCC_SpartC_15.209_03M_PK	Margin : 6
Probe : CB4-H_FCC_EFS_B432_1-18GHz_3M_1116 - VERTICAL	Power : AC 120 V / 60Hz
EUT : Mimosa C5c	Note : 802.11ac(20M)_5825MHz Mode 1: Tx-Dish ANT

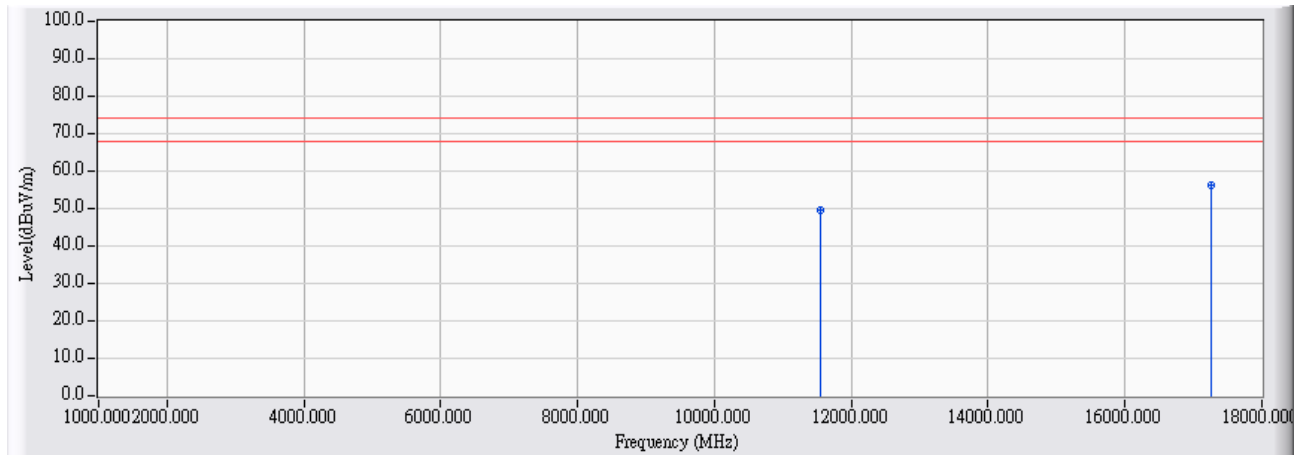


	Frequency (MHz)	Correct Factor (dB)	Reading Level (dBuV)	Measure Level (dBuV/m)	Margin (dB)	Limit (dBuV/m)	Detector Type
1	11649.000	16.915	34.910	51.825	-22.175	74.000	PEAK
2	* 17462.000	21.823	34.370	56.192	-17.808	74.000	PEAK

Note:

1. All Readings below 1GHz are Quasi-Peak, above 1GHz are performed with peak and/or average measurements as necessary.
2. Peak measurements: RBW = 1MHz, VBW = 1MHz, Sweep: Auto.
3. Average measurements: RBW = 1MHz, VBW = 10 Hz, Sweep: Auto.
4. “ \* ”, means this data is the worst emission level.
5. “ # ”, means the frequency is out of the restricted band.
6. Measurement Level = Reading Level + Correct Factor.
7. The average measurement was not performed when the peak measured data under the limit of average detection.

Site : CB4-H	Time : 2017/01/16
Limit : FCC_SpartC_15.209_03M_PK	Margin : 6
Probe : CB4-H_FCC_EFS_B432_1-18GHz_3M_1116 - HORIZONTAL	Power : AC 120 V / 60Hz
EUT : Mimosa C5c	Note : 802.11ac(40M)_5755MHz Mode 1: Tx-Dish ANT

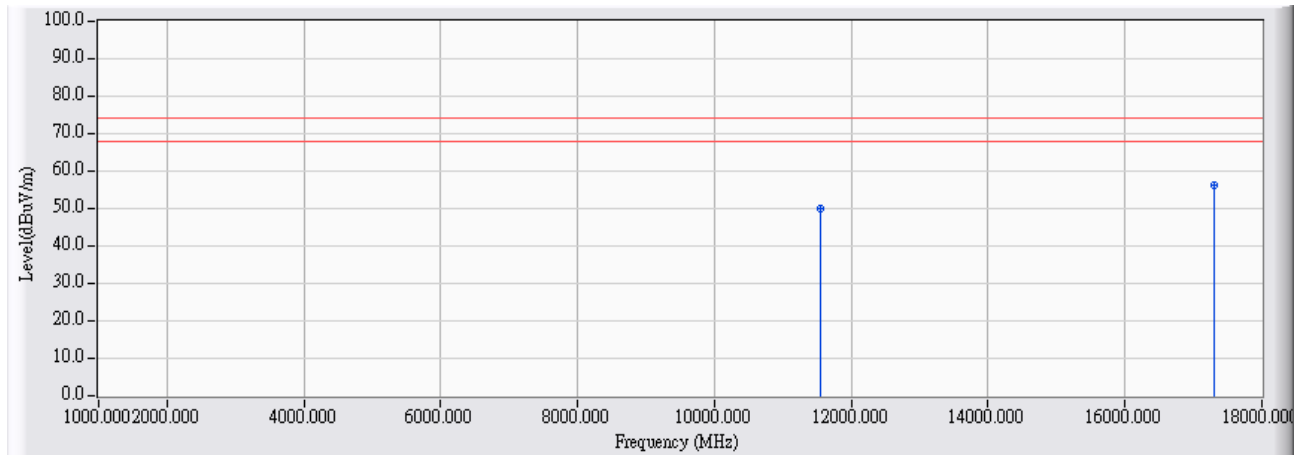


	Frequency (MHz)	Correct Factor (dB)	Reading Level (dBuV)	Measure Level (dBuV/m)	Margin (dB)	Limit (dBuV/m)	Detector Type
1	11541.000	16.836	32.720	49.556	-24.444	74.000	PEAK
2	* 17264.000	22.160	33.900	56.061	-17.939	74.000	PEAK

Note:

1. All Readings below 1GHz are Quasi-Peak, above 1GHz are performed with peak and/or average measurements as necessary.
2. Peak measurements: RBW = 1MHz, VBW = 1MHz, Sweep: Auto.
3. Average measurements: RBW = 1MHz, VBW = 10 Hz, Sweep: Auto.
4. “ \* ”, means this data is the worst emission level.
5. “ # ”, means the frequency is out of the restricted band.
6. Measurement Level = Reading Level + Correct Factor.
7. The average measurement was not performed when the peak measured data under the limit of average detection.

Site : CB4-H	Time : 2017/01/16
Limit : FCC_SpartC_15.209_03M_PK	Margin : 6
Probe : CB4-H_FCC_EFS_B432_1-18GHz_3M_1116 - VERTICAL	Power : AC 120 V / 60Hz
EUT : Mimosa C5c	Note : 802.11ac(40M)_5755MHz Mode 1: Tx-Dish ANT

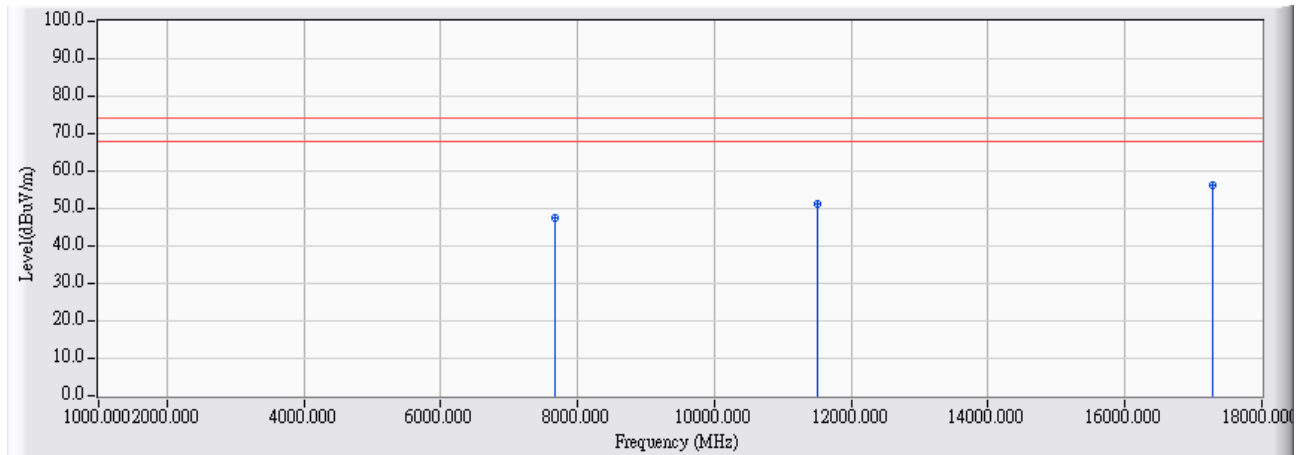


	Frequency (MHz)	Correct Factor (dB)	Reading Level (dBuV)	Measure Level (dBuV/m)	Margin (dB)	Limit (dBuV/m)	Detector Type
1	11539.000	16.835	33.020	49.855	-24.145	74.000	PEAK
2	* 17301.000	22.096	34.000	56.096	-17.904	74.000	PEAK

Note:

1. All Readings below 1GHz are Quasi-Peak, above 1GHz are performed with peak and/or average measurements as necessary.
2. Peak measurements: RBW = 1MHz, VBW = 1MHz, Sweep: Auto.
3. Average measurements: RBW = 1MHz, VBW = 10 Hz, Sweep: Auto.
4. “ \* ”, means this data is the worst emission level.
5. “ # ”, means the frequency is out of the restricted band.
6. Measurement Level = Reading Level + Correct Factor.
7. The average measurement was not performed when the peak measured data under the limit of average detection.

Site : CB4-H	Time : 2017/01/16
Limit : FCC_SpartC_15.209_03M_PK	Margin : 6
Probe : CB4-H_FCC_EFS_B432_1-18GHz_3M_1116 - HORIZONTAL	Power : AC 120 V / 60Hz
EUT : Mimosa C5c	Note : 802.11ac(40M)_5795MHz Mode 1: Tx-Dish ANT

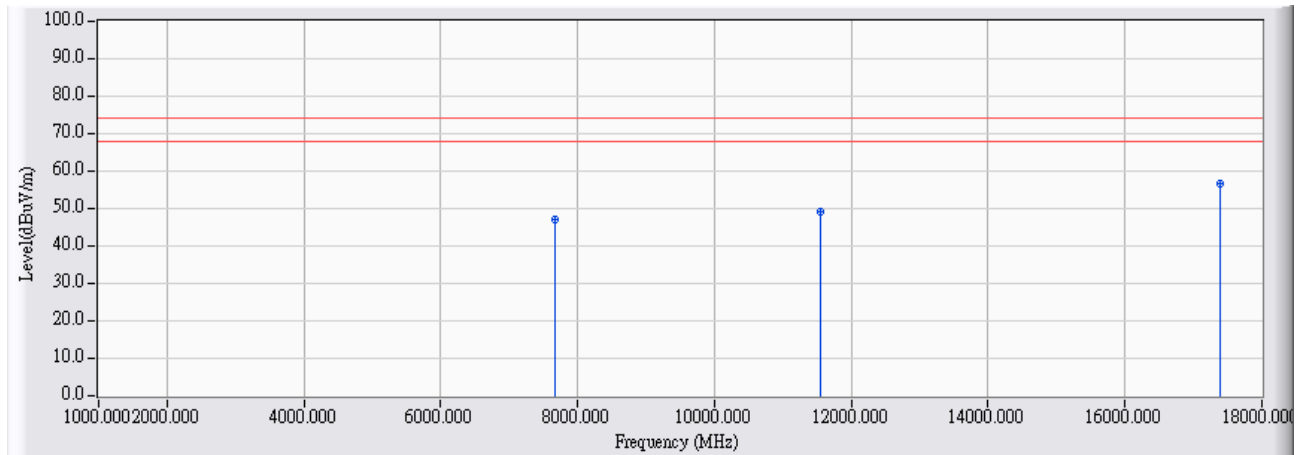


	Frequency (MHz)	Correct Factor (dB)	Reading Level (dBuV)	Measure Level (dBuV/m)	Margin (dB)	Limit (dBuV/m)	Detector Type
1	7672.000	8.255	39.230	47.485	-26.515	74.000	PEAK
2	11510.000	16.816	34.490	51.306	-22.694	74.000	PEAK
3	* 17279.000	22.135	34.290	56.425	-17.575	74.000	PEAK

Note:

1. All Readings below 1GHz are Quasi-Peak, above 1GHz are performed with peak and/or average measurements as necessary.
2. Peak measurements: RBW = 1MHz, VBW = 1MHz, Sweep: Auto.
3. Average measurements: RBW = 1MHz, VBW = 10 Hz, Sweep: Auto.
4. “ \* ”, means this data is the worst emission level.
5. “ # ”, means the frequency is out of the restricted band.
6. Measurement Level = Reading Level + Correct Factor.
7. The average measurement was not performed when the peak measured data under the limit of average detection.

Site : CB4-H	Time : 2017/01/16
Limit : FCC_SpartC_15.209_03M_PK	Margin : 6
Probe : CB4-H_FCC_EFS_B432_1-18GHz_3M_1116 - VERTICAL	Power : AC 120 V / 60Hz
EUT : Mimosa C5c	Note : 802.11ac(40M)_5795MHz Mode 1: Tx-Dish ANT

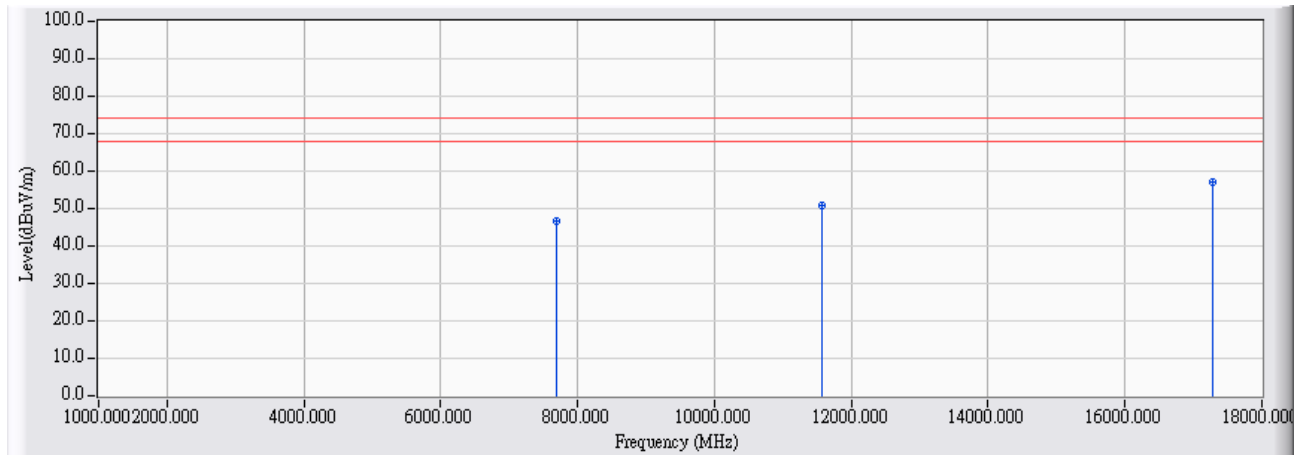


	Frequency (MHz)	Correct Factor (dB)	Reading Level (dBuV)	Measure Level (dBuV/m)	Margin (dB)	Limit (dBuV/m)	Detector Type
1	7672.000	8.255	38.920	47.175	-26.825	74.000	PEAK
2	11554.000	16.845	32.300	49.145	-24.855	74.000	PEAK
3	* 17384.000	21.952	34.910	56.862	-17.138	74.000	PEAK

Note:

1. All Readings below 1GHz are Quasi-Peak, above 1GHz are performed with peak and/or average measurements as necessary.
2. Peak measurements: RBW = 1MHz, VBW = 1MHz, Sweep: Auto.
3. Average measurements: RBW = 1MHz, VBW = 10 Hz, Sweep: Auto.
4. “ \* ”, means this data is the worst emission level.
5. “ # ”, means the frequency is out of the restricted band.
6. Measurement Level = Reading Level + Correct Factor.
7. The average measurement was not performed when the peak measured data under the limit of average detection.

Site : CB4-H	Time : 2017/01/16
Limit : FCC_SpartC_15.209_03M_PK	Margin : 6
Probe : CB4-H_FCC_EFS_B432_1-18GHz_3M_1116 - HORIZONTAL	Power : AC 120 V / 60Hz
EUT : Mimosa C5c	Note : 802.11ac(80M)_5775MHz Mode 1: Tx-Dish ANT

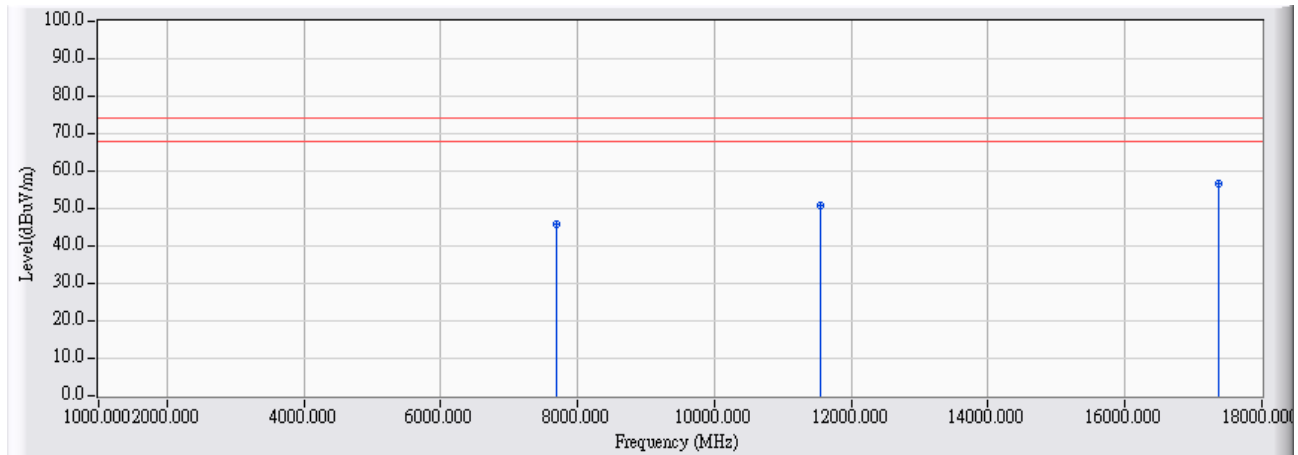


	Frequency (MHz)	Correct Factor (dB)	Reading Level (dBuV)	Measure Level (dBuV/m)	Margin (dB)	Limit (dBuV/m)	Detector Type
1	7698.000	8.216	38.340	46.555	-27.445	74.000	PEAK
2	11574.000	16.858	33.830	50.687	-23.313	74.000	PEAK
3	* 17289.000	22.117	35.090	57.207	-16.793	74.000	PEAK

Note:

1. All Readings below 1GHz are Quasi-Peak, above 1GHz are performed with peak and/or average measurements as necessary.
2. Peak measurements: RBW = 1MHz, VBW = 1MHz, Sweep: Auto.
3. Average measurements: RBW = 1MHz, VBW = 10 Hz, Sweep: Auto.
4. “ \* ”, means this data is the worst emission level.
5. “ # ”, means the frequency is out of the restricted band.
6. Measurement Level = Reading Level + Correct Factor.
7. The average measurement was not performed when the peak measured data under the limit of average detection.

Site : CB4-H	Time : 2017/01/16
Limit : FCC_SpartC_15.209_03M_PK	Margin : 6
Probe : CB4-H_FCC_EFS_B432_1-18GHz_3M_1116 - VERTICAL	Power : AC 120 V / 60Hz
EUT : Mimosa C5c	Note : 802.11ac(80M)_5775MHz Mode 1: Tx-Dish ANT



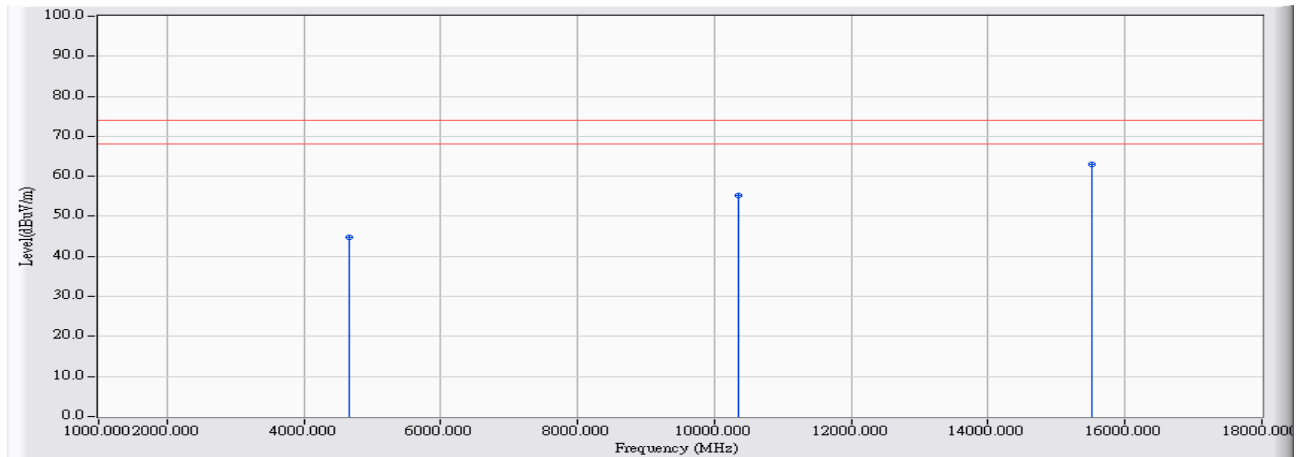
	Frequency (MHz)	Correct Factor (dB)	Reading Level (dBuV)	Measure Level (dBuV/m)	Margin (dB)	Limit (dBuV/m)	Detector Type
1	7698.000	8.216	37.620	45.835	-28.165	74.000	PEAK
2	11550.000	16.842	33.940	50.782	-23.218	74.000	PEAK
3	* 17363.000	21.988	34.680	56.668	-17.332	74.000	PEAK

Note:

1. All Readings below 1GHz are Quasi-Peak, above 1GHz are performed with peak and/or average measurements as necessary.
2. Peak measurements: RBW = 1MHz, VBW = 1MHz, Sweep: Auto.
3. Average measurements: RBW = 1MHz, VBW = 10 Hz, Sweep: Auto.
4. “ \* ”, means this data is the worst emission level.
5. “ # ”, means the frequency is out of the restricted band.
6. Measurement Level = Reading Level + Correct Factor.
7. The average measurement was not performed when the peak measured data under the limit of average detection.



Site : CB4-H	Time : 2017/02/10
Limit : FCC_SpartC_15.209_03M_PK	Margin : 6
Probe : CB4-H_FCC_EFS_B432_1-18GHz_3M_1116 - HORIZONTAL	Power : AC 120 V / 60Hz
EUT : Mimosa C5c	Note : 802.11ac(20M)_5180MHz Mode 2: Tx-Dipole ANT

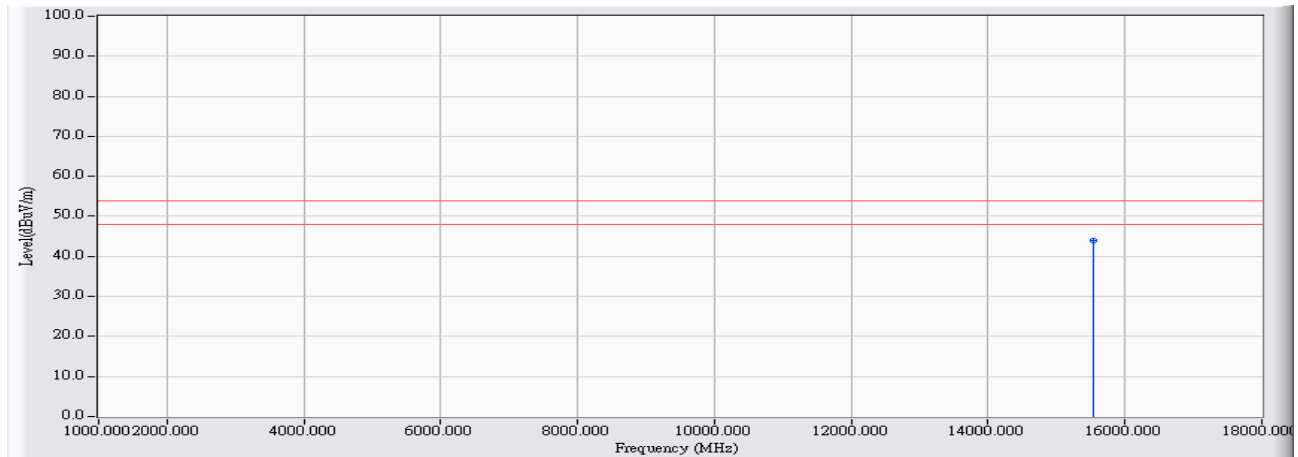


	Frequency (MHz)	Correct Factor (dB)	Reading Level (dBuV)	Measure Level (dBuV/m)	Margin (dB)	Limit (dBuV/m)	Detector Type
1	4669.000	-0.684	45.550	44.865	-29.135	74.000	PEAK
2	10360.000	13.803	41.350	55.153	-18.847	74.000	PEAK
3	* 15522.000	17.731	45.170	62.900	-11.100	74.000	PEAK

Note:

1. All Readings below 1GHz are Quasi-Peak, above 1GHz are performed with peak and/or average measurements as necessary.
2. Peak measurements: RBW = 1MHz, VBW = 1MHz, Sweep: Auto.
3. Average measurements: RBW = 1MHz, VBW = 10 Hz, Sweep: Auto.
4. " \* ", means this data is the worst emission level.
5. " # ", means the frequency is out of the restricted band.
6. Measurement Level = Reading Level + Correct Factor.
7. The average measurement was not performed when the peak measured data under the limit of average detection.

Site : CB4-H	Time : 2017/02/10
Limit : FCC_SpartC_15.209_03M_AV	Margin : 6
Probe : CB4-H_FCC_EFS_B432_1-18GHz_3M_1116 - HORIZONTAL	Power : AC 120 V / 60Hz
EUT : Mimosa C5c	Note : 802.11ac(20M)_5180MHz Mode 2: Tx-Dipole ANT

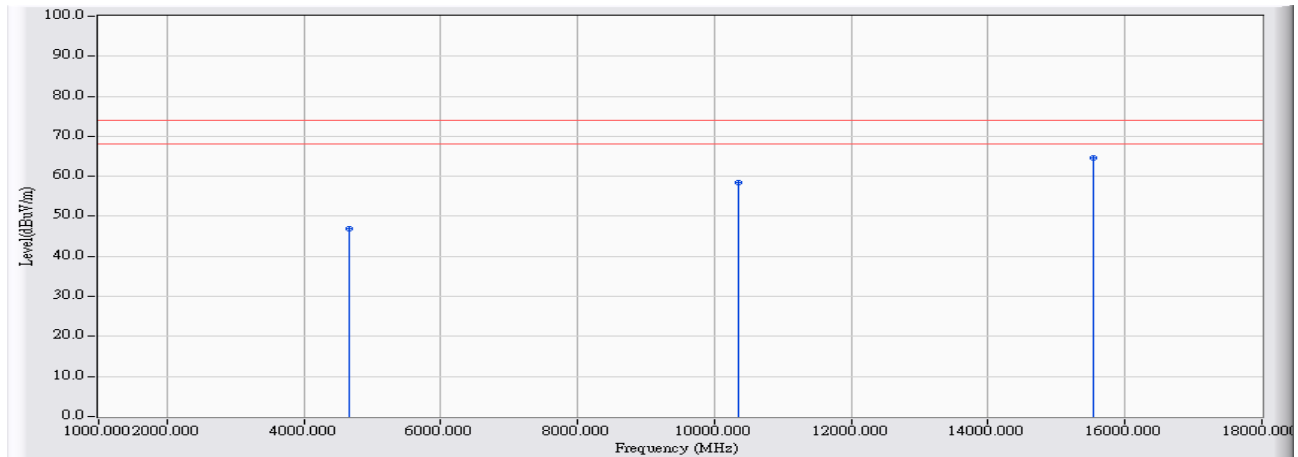


		Frequency (MHz)	Correct Factor (dB)	Reading Level (dBuV)	Measure Level (dBuV/m)	Margin (dB)	Limit (dBuV/m)	Detector Type
1	*	15543.000	17.683	26.340	44.023	-9.977	54.000	AVERAGE

Note:

1. All Readings below 1GHz are Quasi-Peak, above 1GHz are performed with peak and/or average measurements as necessary.
2. Peak measurements: RBW = 1MHz, VBW = 1MHz, Sweep: Auto.
3. Average measurements: RBW = 1MHz, VBW = 10 Hz, Sweep: Auto.
4. “ \* ”, means this data is the worst emission level.
5. “ # ”, means the frequency is out of the restricted band.
6. Measurement Level = Reading Level + Correct Factor.
7. The average measurement was not performed when the peak measured data under the limit of average detection.

Site : CB4-H	Time : 2017/02/10
Limit : FCC_SpartC_15.209_03M_PK	Margin : 6
Probe : CB4-H_FCC_EFS_B432_1-18GHz_3M_1116 - VERTICAL	Power : AC 120 V / 60Hz
EUT : Mimosa C5c	Note : 802.11ac(20M)_5180MHz Mode 2: Tx-Dipole ANT

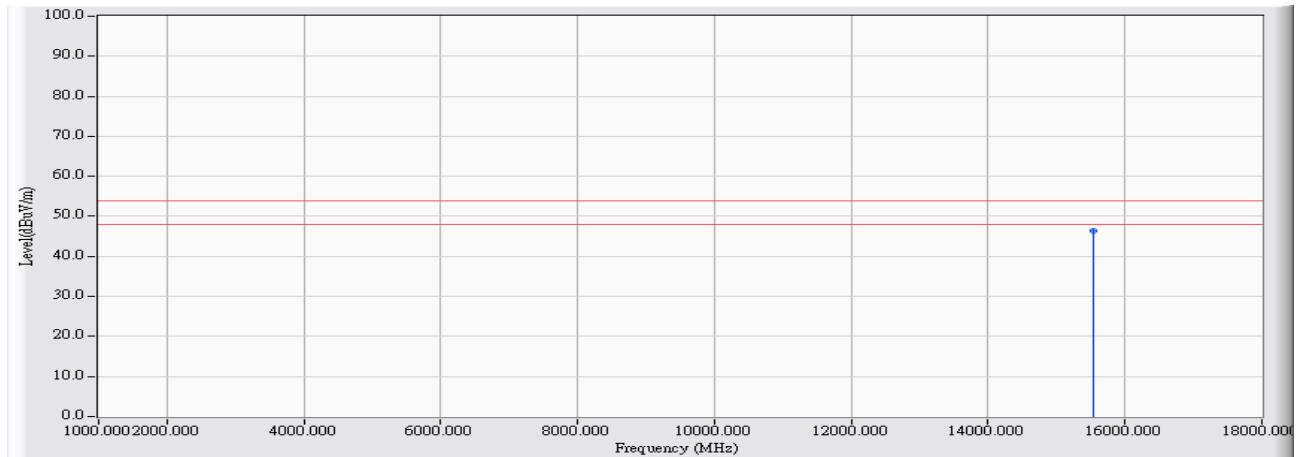


	Frequency (MHz)	Correct Factor (dB)	Reading Level (dBuV)	Measure Level (dBuV/m)	Margin (dB)	Limit (dBuV/m)	Detector Type
1	4666.000	-0.692	47.520	46.829	-27.171	74.000	PEAK
2	10357.000	13.794	44.590	58.384	-15.616	74.000	PEAK
3	* 15539.000	17.692	47.050	64.742	-9.258	74.000	PEAK

Note:

1. All Readings below 1GHz are Quasi-Peak, above 1GHz are performed with peak and/or average measurements as necessary.
2. Peak measurements: RBW = 1MHz, VBW = 1MHz, Sweep: Auto.
3. Average measurements: RBW = 1MHz, VBW = 10 Hz, Sweep: Auto.
4. " \* ", means this data is the worst emission level.
5. " # ", means the frequency is out of the restricted band.
6. Measurement Level = Reading Level + Correct Factor.
7. The average measurement was not performed when the peak measured data under the limit of average detection.

Site : CB4-H	Time : 2017/02/10
Limit : FCC_SpartC_15.209_03M_AV	Margin : 6
Probe : CB4-H_FCC_EFS_B432_1-18GHz_3M_1116 - VERTICAL	Power : AC 120 V / 60Hz
EUT : Mimosa C5c	Note : 802.11ac(20M)_5180MHz Mode 2: Tx-Dipole ANT

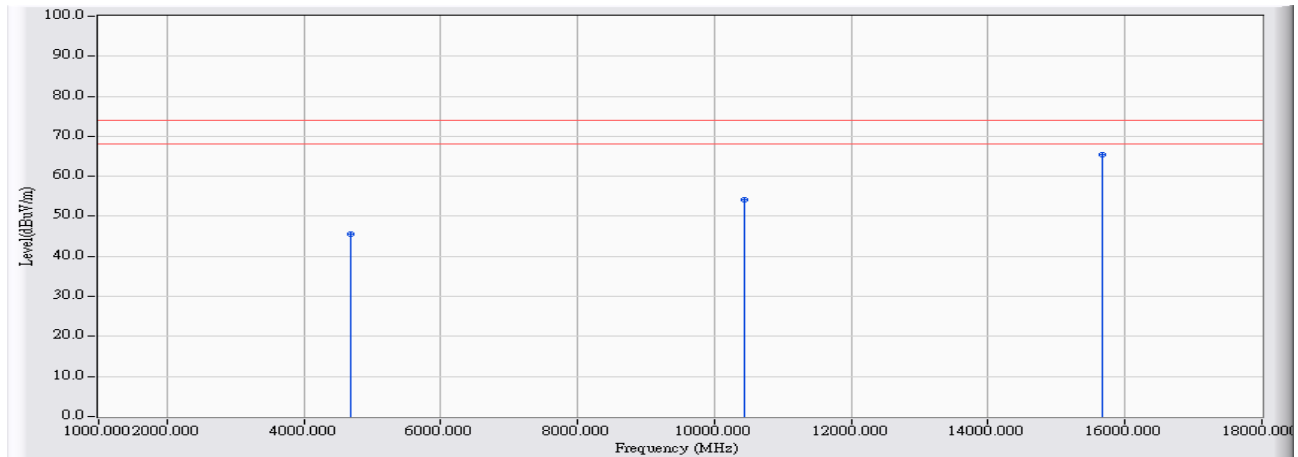


		Frequency (MHz)	Correct Factor (dB)	Reading Level (dBuV)	Measure Level (dBuV/m)	Margin (dB)	Limit (dBuV/m)	Detector Type
1	*	15539.000	17.692	28.590	46.282	-7.718	54.000	AVERAGE

Note:

1. All Readings below 1GHz are Quasi-Peak, above 1GHz are performed with peak and/or average measurements as necessary.
2. Peak measurements: RBW = 1MHz, VBW = 1MHz, Sweep: Auto.
3. Average measurements: RBW = 1MHz, VBW = 10 Hz, Sweep: Auto.
4. “ \* ”, means this data is the worst emission level.
5. “ # ”, means the frequency is out of the restricted band.
6. Measurement Level = Reading Level + Correct Factor.
7. The average measurement was not performed when the peak measured data under the limit of average detection.

Site : CB4-H	Time : 2017/02/10
Limit : FCC_SpartC_15.209_03M_PK	Margin : 6
Probe : CB4-H_FCC_EFS_B432_1-18GHz_3M_1116 - HORIZONTAL	Power : AC 120 V / 60Hz
EUT : Mimosa C5c	Note : 802.11ac(20M)_5220MHz Mode 2: Tx-Dipole ANT

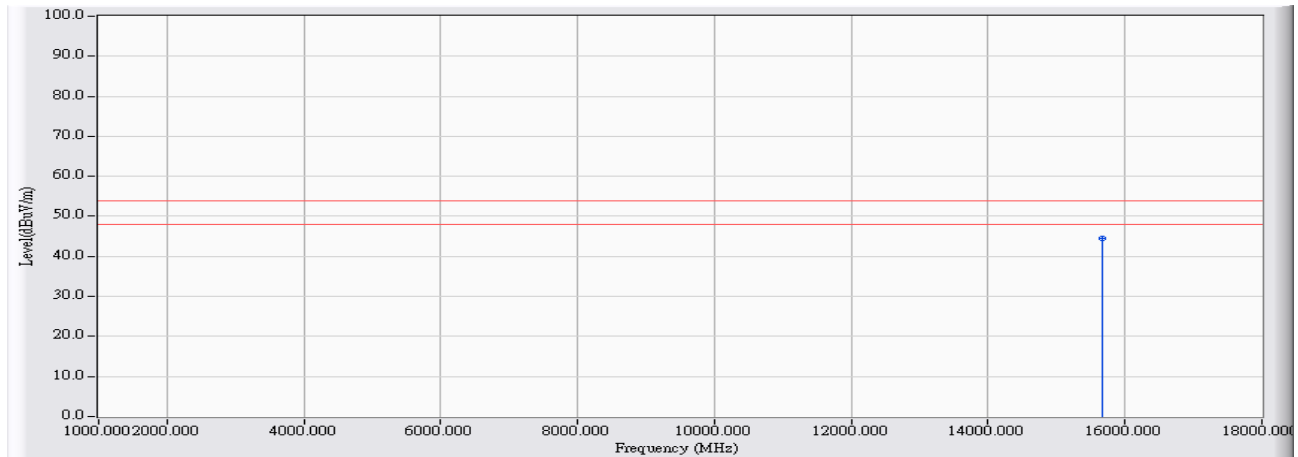


	Frequency (MHz)	Correct Factor (dB)	Reading Level (dBuV)	Measure Level (dBuV/m)	Margin (dB)	Limit (dBuV/m)	Detector Type
1	4673.000	-0.675	46.260	45.584	-28.416	74.000	PEAK
2	10431.000	14.030	40.120	54.151	-19.849	74.000	PEAK
3	* 15659.000	17.427	48.090	65.517	-8.483	74.000	PEAK

Note:

1. All Readings below 1GHz are Quasi-Peak, above 1GHz are performed with peak and/or average measurements as necessary.
2. Peak measurements: RBW = 1MHz, VBW = 1MHz, Sweep: Auto.
3. Average measurements: RBW = 1MHz, VBW = 10 Hz, Sweep: Auto.
4. " \* ", means this data is the worst emission level.
5. " # ", means the frequency is out of the restricted band.
6. Measurement Level = Reading Level + Correct Factor.
7. The average measurement was not performed when the peak measured data under the limit of average detection.

Site : CB4-H	Time : 2017/02/10
Limit : FCC_SpartC_15.209_03M_AV	Margin : 6
Probe : CB4-H_FCC_EFS_B432_1-18GHz_3M_1116 - HORIZONTAL	Power : AC 120 V / 60Hz
EUT : Mimosa C5c	Note : 802.11ac(20M)_5220MHz Mode 2: Tx-Dipole ANT

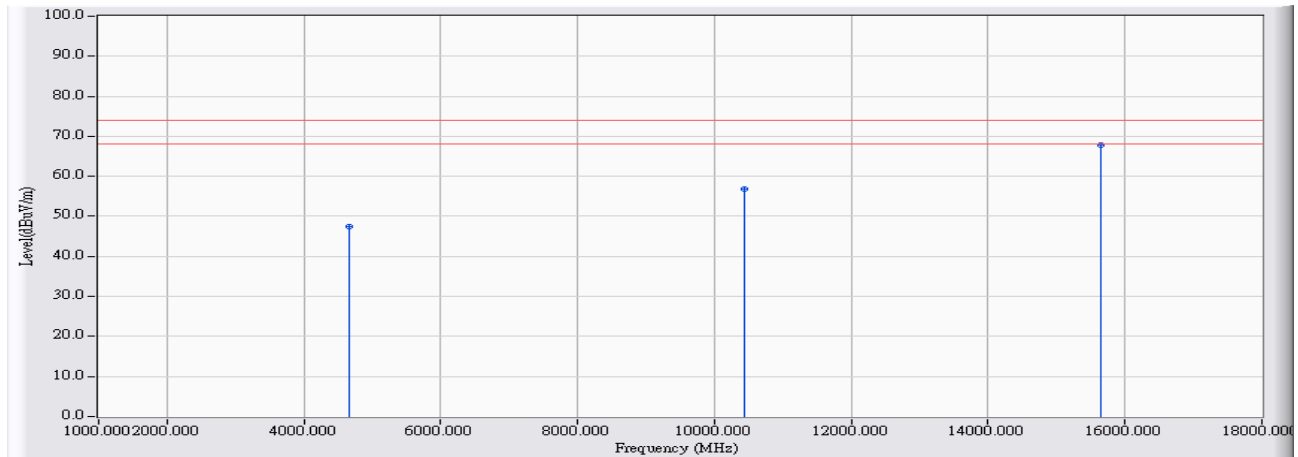


		Frequency (MHz)	Correct Factor (dB)	Reading Level (dBuV)	Measure Level (dBuV/m)	Margin (dB)	Limit (dBuV/m)	Detector Type
1	*	15659.000	17.427	27.150	44.577	-9.423	54.000	AVERAGE

Note:

1. All Readings below 1GHz are Quasi-Peak, above 1GHz are performed with peak and/or average measurements as necessary.
2. Peak measurements: RBW = 1MHz, VBW = 1MHz, Sweep: Auto.
3. Average measurements: RBW = 1MHz, VBW = 10 Hz, Sweep: Auto.
4. “ \* ”, means this data is the worst emission level.
5. “ # ”, means the frequency is out of the restricted band.
6. Measurement Level = Reading Level + Correct Factor.
7. The average measurement was not performed when the peak measured data under the limit of average detection.

Site : CB4-H	Time : 2017/02/10
Limit : FCC_SpartC_15.209_03M_PK	Margin : 6
Probe : CB4-H_FCC_EFS_B432_1-18GHz_3M_1116 - VERTICAL	Power : AC 120 V / 60Hz
EUT : Mimosa C5c	Note : 802.11ac(20M)_5220MHz Mode 2: Tx-Dipole ANT

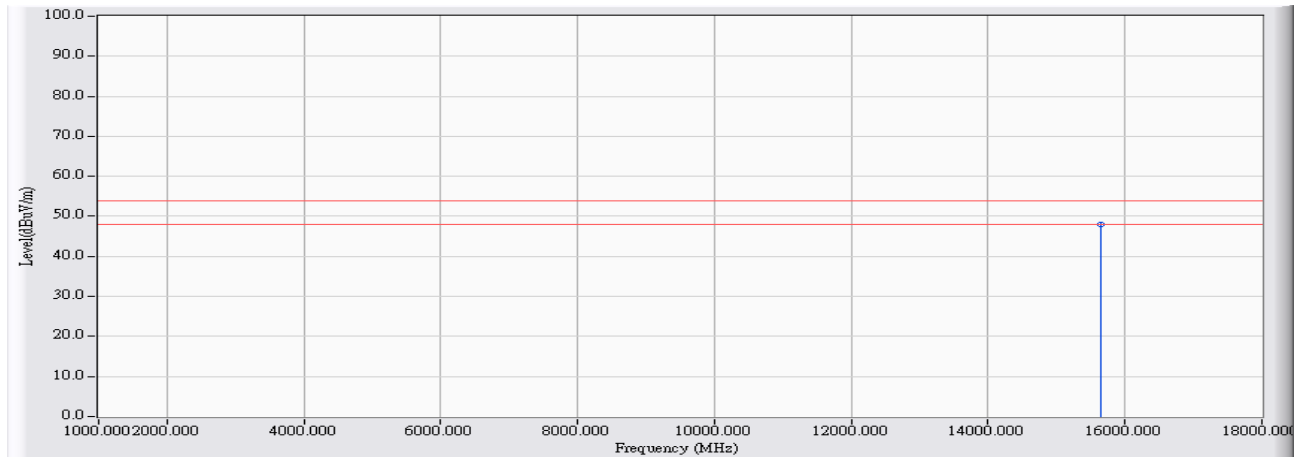


	Frequency (MHz)	Correct Factor (dB)	Reading Level (dBuV)	Measure Level (dBuV/m)	Margin (dB)	Limit (dBuV/m)	Detector Type
1	4670.000	-0.682	48.230	47.548	-26.452	74.000	PEAK
2	10432.000	14.034	42.900	56.934	-17.066	74.000	PEAK
3	* 15657.000	17.431	50.300	67.731	-6.269	74.000	PEAK

Note:

1. All Readings below 1GHz are Quasi-Peak, above 1GHz are performed with peak and/or average measurements as necessary.
2. Peak measurements: RBW = 1MHz, VBW = 1MHz, Sweep: Auto.
3. Average measurements: RBW = 1MHz, VBW = 10 Hz, Sweep: Auto.
4. " \* ", means this data is the worst emission level.
5. " # ", means the frequency is out of the restricted band.
6. Measurement Level = Reading Level + Correct Factor.
7. The average measurement was not performed when the peak measured data under the limit of average detection.

Site : CB4-H	Time : 2017/02/10
Limit : FCC_SpartC_15.209_03M_AV	Margin : 6
Probe : CB4-H_FCC_EFS_B432_1-18GHz_3M_1116 - VERTICAL	Power : AC 120 V / 60Hz
EUT : Mimosa C5c	Note : 802.11ac(20M)_5220MHz Mode 2: Tx-Dipole ANT



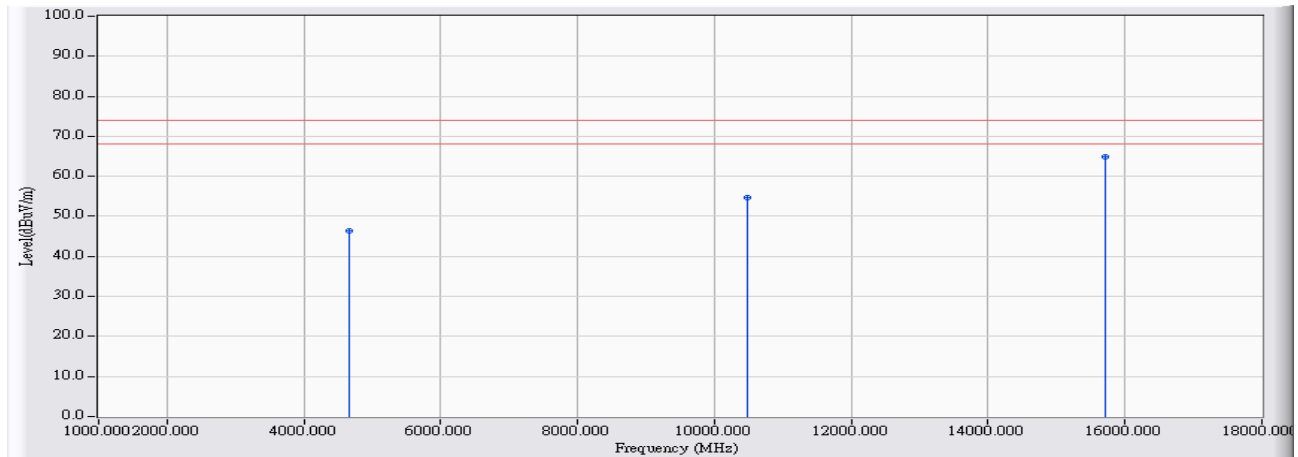
		Frequency (MHz)	Correct Factor (dB)	Reading Level (dBuV)	Measure Level (dBuV/m)	Margin (dB)	Limit (dBuV/m)	Detector Type
1	*	15657.000	17.431	30.580	48.011	-5.989	54.000	AVERAGE

Note:

1. All Readings below 1GHz are Quasi-Peak, above 1GHz are performed with peak and/or average measurements as necessary.
2. Peak measurements: RBW = 1MHz, VBW = 1MHz, Sweep: Auto.
3. Average measurements: RBW = 1MHz, VBW = 10 Hz, Sweep: Auto.
4. “ \* ”, means this data is the worst emission level.
5. “ # ”, means the frequency is out of the restricted band.
6. Measurement Level = Reading Level + Correct Factor.
7. The average measurement was not performed when the peak measured data under the limit of average detection.



Site : CB4-H	Time : 2017/02/10
Limit : FCC_SpartC_15.209_03M_PK	Margin : 6
Probe : CB4-H_FCC_EFS_B432_1-18GHz_3M_1116 - HORIZONTAL	Power : AC 120 V / 60Hz
EUT : Mimosa C5c	Note : 802.11ac(20M)_5240MHz Mode 2: Tx-Dipole ANT

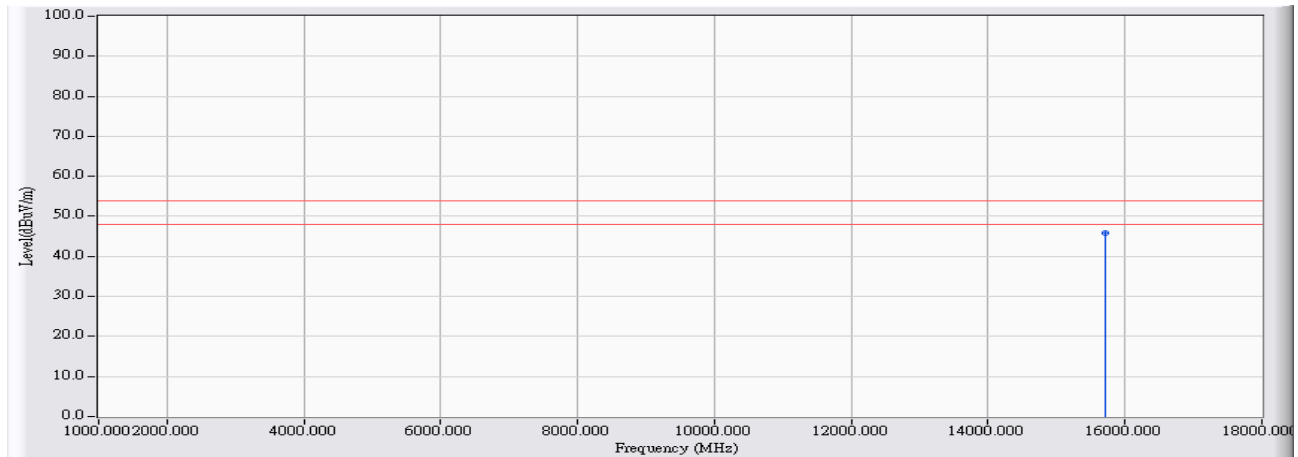


	Frequency (MHz)	Correct Factor (dB)	Reading Level (dBuV)	Measure Level (dBuV/m)	Margin (dB)	Limit (dBuV/m)	Detector Type
1	4655.000	-0.717	47.020	46.303	-27.697	74.000	PEAK
2	10473.000	14.171	40.580	54.750	-19.250	74.000	PEAK
3	* 15718.000	17.301	47.620	64.921	-9.079	74.000	PEAK

Note:

1. All Readings below 1GHz are Quasi-Peak, above 1GHz are performed with peak and/or average measurements as necessary.
2. Peak measurements: RBW = 1MHz, VBW = 1MHz, Sweep: Auto.
3. Average measurements: RBW = 1MHz, VBW = 10 Hz, Sweep: Auto.
4. " \* ", means this data is the worst emission level.
5. " # ", means the frequency is out of the restricted band.
6. Measurement Level = Reading Level + Correct Factor.
7. The average measurement was not performed when the peak measured data under the limit of average detection.

Site : CB4-H	Time : 2017/02/10
Limit : FCC_SpartC_15.209_03M_AV	Margin : 6
Probe : CB4-H_FCC_EFS_B432_1-18GHz_3M_1116 - HORIZONTAL	Power : AC 120 V / 60Hz
EUT : Mimosa C5c	Note : 802.11ac(20M)_5240MHz Mode 2: Tx-Dipole ANT

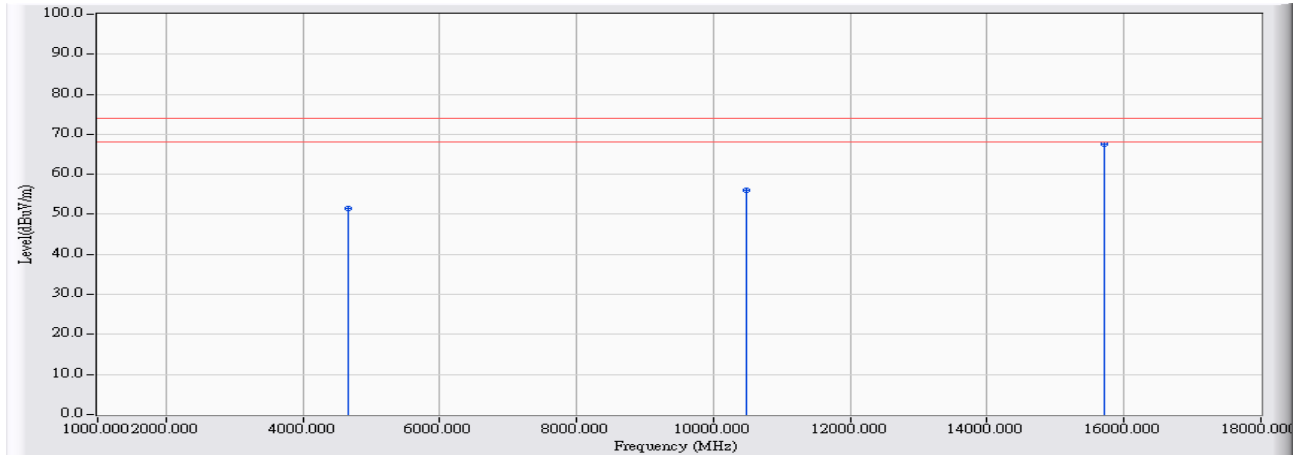


		Frequency (MHz)	Correct Factor (dB)	Reading Level (dBuV)	Measure Level (dBuV/m)	Margin (dB)	Limit (dBuV/m)	Detector Type
1	*	15721.000	17.294	28.660	45.955	-8.045	54.000	AVERAGE

Note:

1. All Readings below 1GHz are Quasi-Peak, above 1GHz are performed with peak and/or average measurements as necessary.
2. Peak measurements: RBW = 1MHz, VBW = 1MHz, Sweep: Auto.
3. Average measurements: RBW = 1MHz, VBW = 10 Hz, Sweep: Auto.
4. “ \* ”, means this data is the worst emission level.
5. “ # ”, means the frequency is out of the restricted band.
6. Measurement Level = Reading Level + Correct Factor.
7. The average measurement was not performed when the peak measured data under the limit of average detection.

Site : CB4-H	Time : 2017/02/10
Limit : FCC_SpartC_15.209_03M_PK	Margin : 6
Probe : CB4-H_FCC_EFS_B432_1-18GHz_3M_1116 - VERTICAL	Power : AC 120 V / 60Hz
EUT : Mimosa C5c	Note : 802.11ac(20M)_5240MHz Mode 2: Tx-Dipole ANT

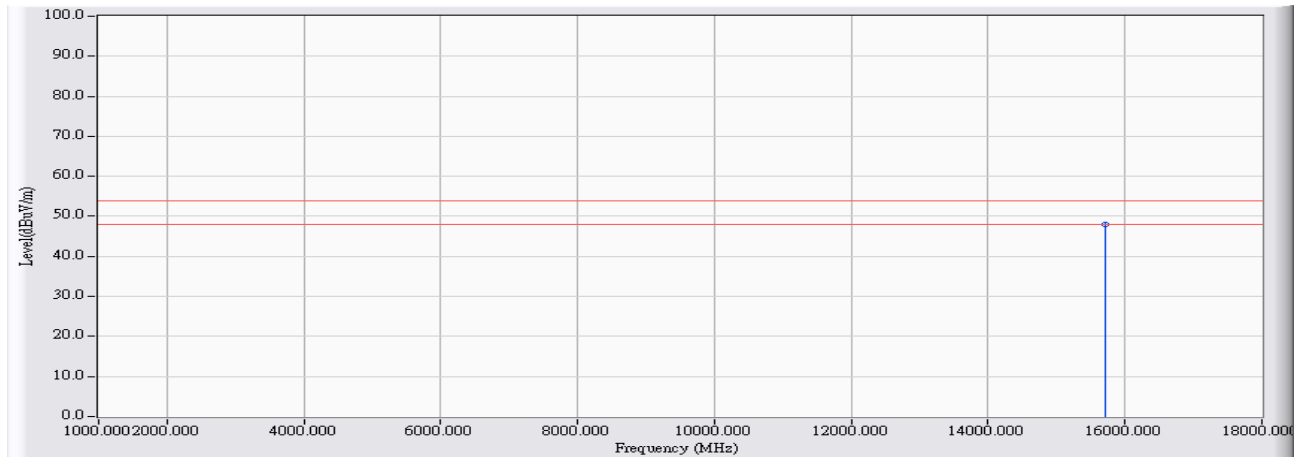


	Frequency (MHz)	Correct Factor (dB)	Reading Level (dBuV)	Measure Level (dBuV/m)	Margin (dB)	Limit (dBuV/m)	Detector Type
1	4672.000	-0.679	52.080	51.402	-22.598	74.000	PEAK
2	10473.000	14.171	41.880	56.050	-17.950	74.000	PEAK
3	* 15719.000	17.298	50.240	67.539	-6.461	74.000	PEAK

Note:

1. All Readings below 1GHz are Quasi-Peak, above 1GHz are performed with peak and/or average measurements as necessary.
2. Peak measurements: RBW = 1MHz, VBW = 1MHz, Sweep: Auto.
3. Average measurements: RBW = 1MHz, VBW = 10 Hz, Sweep: Auto.
4. “ \* ”, means this data is the worst emission level.
5. “ # ”, means the frequency is out of the restricted band.
6. Measurement Level = Reading Level + Correct Factor.
7. The average measurement was not performed when the peak measured data under the limit of average detection.

Site : CB4-H	Time : 2017/02/10
Limit : FCC_SpartC_15.209_03M_AV	Margin : 6
Probe : CB4-H_FCC_EFS_B432_1-18GHz_3M_1116 - VERTICAL	Power : AC 120 V / 60Hz
EUT : Mimosa C5c	Note : 802.11ac(20M)_5240MHz Mode 2: Tx-Dipole ANT

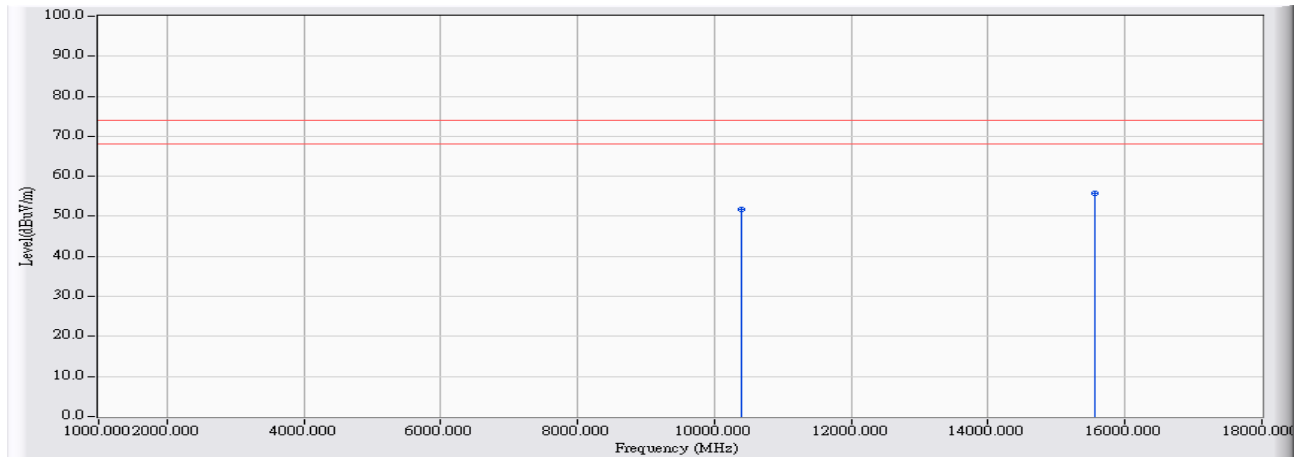


		Frequency (MHz)	Correct Factor (dB)	Reading Level (dBuV)	Measure Level (dBuV/m)	Margin (dB)	Limit (dBuV/m)	Detector Type
1	*	15719.000	17.298	30.660	47.959	-6.041	54.000	AVERAGE

Note:

1. All Readings below 1GHz are Quasi-Peak, above 1GHz are performed with peak and/or average measurements as necessary.
2. Peak measurements: RBW = 1MHz, VBW = 1MHz, Sweep: Auto.
3. Average measurements: RBW = 1MHz, VBW = 10 Hz, Sweep: Auto.
4. “ \* ”, means this data is the worst emission level.
5. “ # ”, means the frequency is out of the restricted band.
6. Measurement Level = Reading Level + Correct Factor.
7. The average measurement was not performed when the peak measured data under the limit of average detection.

Site : CB4-H	Time : 2017/02/10
Limit : FCC_SpartC_15.209_03M_PK	Margin : 6
Probe : CB4-H_FCC_EFS_B432_1-18GHz_3M_1116 - HORIZONTAL	Power : AC 120 V / 60Hz
EUT : Mimosa C5c	Note : 802.11ac(40M)_5190MHz Mode 2: Tx-Dipole ANT

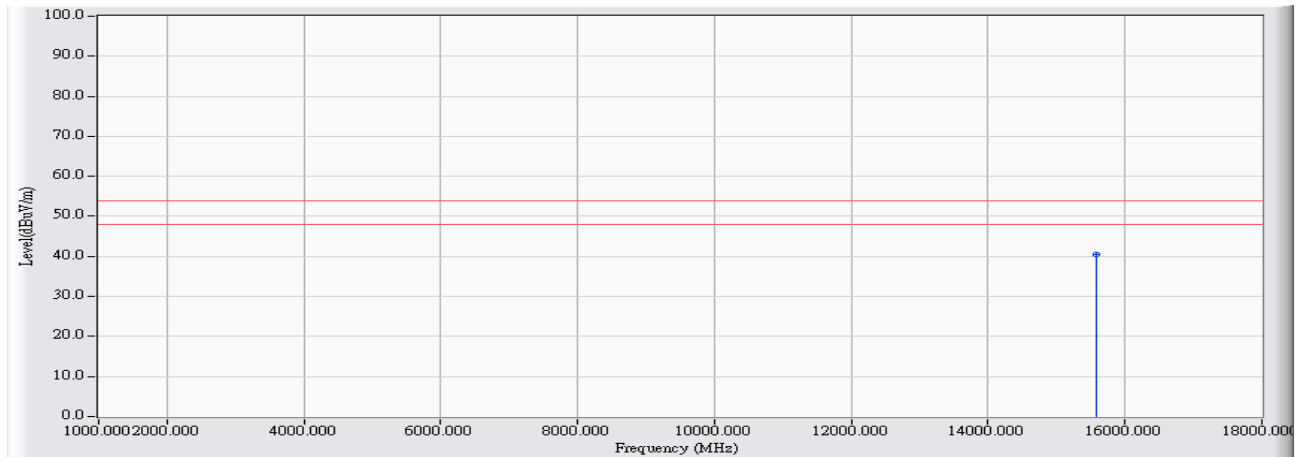


		Frequency (MHz)	Correct Factor (dB)	Reading Level (dBuV)	Measure Level (dBuV/m)	Margin (dB)	Limit (dBuV/m)	Detector Type
1		10384.000	13.878	37.970	51.848	-22.152	74.000	PEAK
2	*	15551.000	17.664	38.000	55.665	-18.335	74.000	PEAK

Note:

1. All Readings below 1GHz are Quasi-Peak, above 1GHz are performed with peak and/or average measurements as necessary.
2. Peak measurements: RBW = 1MHz, VBW = 1MHz, Sweep: Auto.
3. Average measurements: RBW = 1MHz, VBW = 10 Hz, Sweep: Auto.
4. “ \* ”, means this data is the worst emission level.
5. “ # ”, means the frequency is out of the restricted band.
6. Measurement Level = Reading Level + Correct Factor.
7. The average measurement was not performed when the peak measured data under the limit of average detection.

Site : CB4-H	Time : 2017/02/10
Limit : FCC_SpartC_15.209_03M_AV	Margin : 6
Probe : CB4-H_FCC_EFS_B432_1-18GHz_3M_1116 - HORIZONTAL	Power : AC 120 V / 60Hz
EUT : Mimosa C5c	Note : 802.11ac(40M)_5190MHz Mode 2: Tx-Dipole ANT

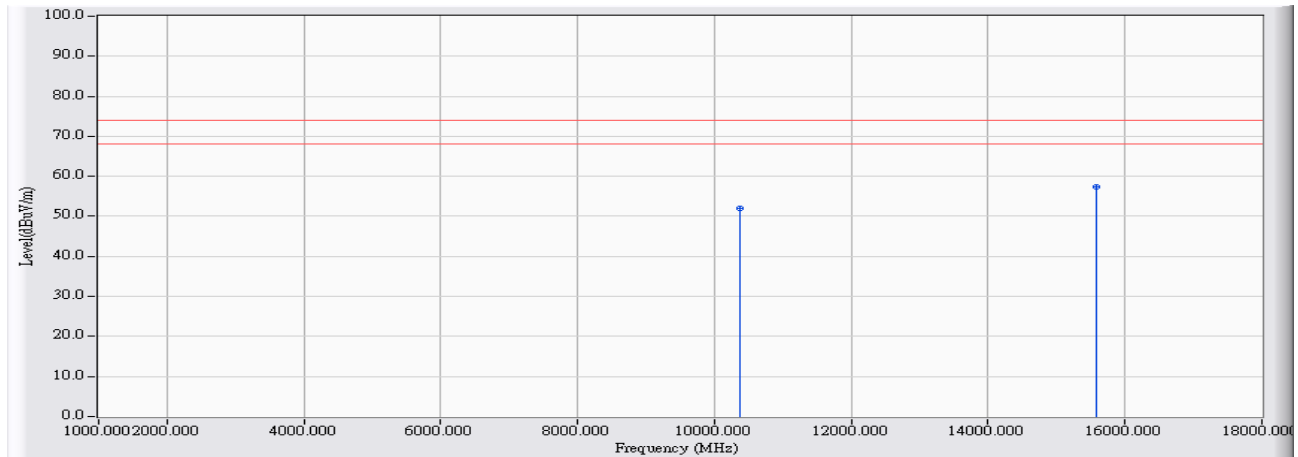


		Frequency (MHz)	Correct Factor (dB)	Reading Level (dBuV)	Measure Level (dBuV/m)	Margin (dB)	Limit (dBuV/m)	Detector Type
1	*	15570.000	17.622	22.860	40.482	-13.518	54.000	AVERAGE

Note:

1. All Readings below 1GHz are Quasi-Peak, above 1GHz are performed with peak and/or average measurements as necessary.
2. Peak measurements: RBW = 1MHz, VBW = 1MHz, Sweep: Auto.
3. Average measurements: RBW = 1MHz, VBW = 10 Hz, Sweep: Auto.
4. “ \* ”, means this data is the worst emission level.
5. “ # ”, means the frequency is out of the restricted band.
6. Measurement Level = Reading Level + Correct Factor.
7. The average measurement was not performed when the peak measured data under the limit of average detection.

Site : CB4-H	Time : 2017/02/10
Limit : FCC_SpartC_15.209_03M_PK	Margin : 6
Probe : CB4-H_FCC_EFS_B432_1-18GHz_3M_1116 - VERTICAL	Power : AC 120 V / 60Hz
EUT : Mimosa C5c	Note : 802.11ac(40M)_5190MHz Mode 2: Tx-Dipole ANT

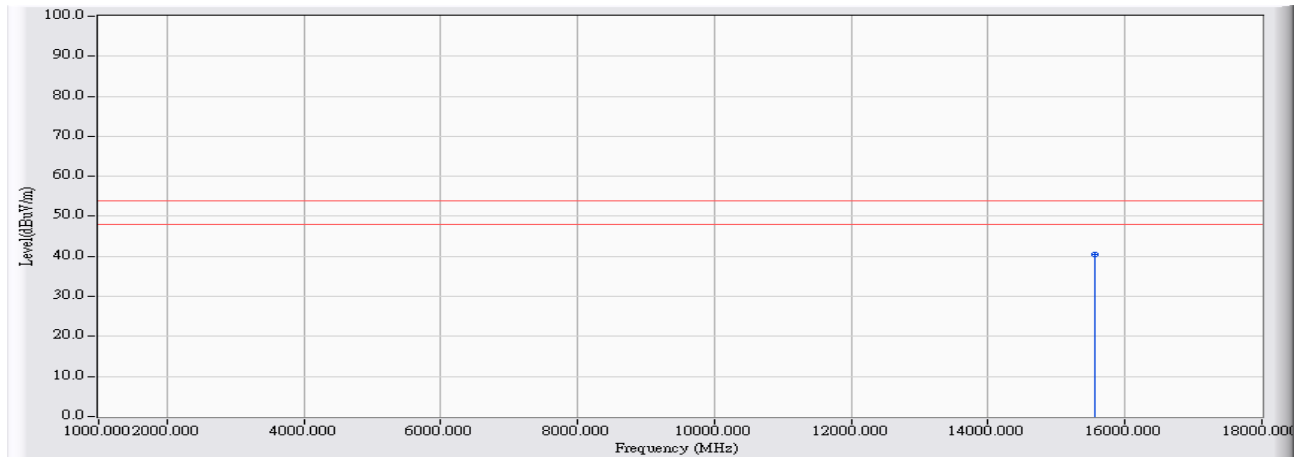


		Frequency (MHz)	Correct Factor (dB)	Reading Level (dBuV)	Measure Level (dBuV/m)	Margin (dB)	Limit (dBuV/m)	Detector Type
1		10381.000	13.868	38.020	51.889	-22.111	74.000	PEAK
2	*	15570.000	17.622	39.720	57.342	-16.658	74.000	PEAK

Note:

1. All Readings below 1GHz are Quasi-Peak, above 1GHz are performed with peak and/or average measurements as necessary.
2. Peak measurements: RBW = 1MHz, VBW = 1MHz, Sweep: Auto.
3. Average measurements: RBW = 1MHz, VBW = 10 Hz, Sweep: Auto.
4. " \* ", means this data is the worst emission level.
5. " # ", means the frequency is out of the restricted band.
6. Measurement Level = Reading Level + Correct Factor.
7. The average measurement was not performed when the peak measured data under the limit of average detection.

Site : CB4-H	Time : 2017/02/10
Limit : FCC_SpartC_15.209_03M_AV	Margin : 6
Probe : CB4-H_FCC_EFS_B432_1-18GHz_3M_1116 - VERTICAL	Power : AC 120 V / 60Hz
EUT : Mimosa C5c	Note : 802.11ac(40M)_5190MHz Mode 2: Tx-Dipole ANT



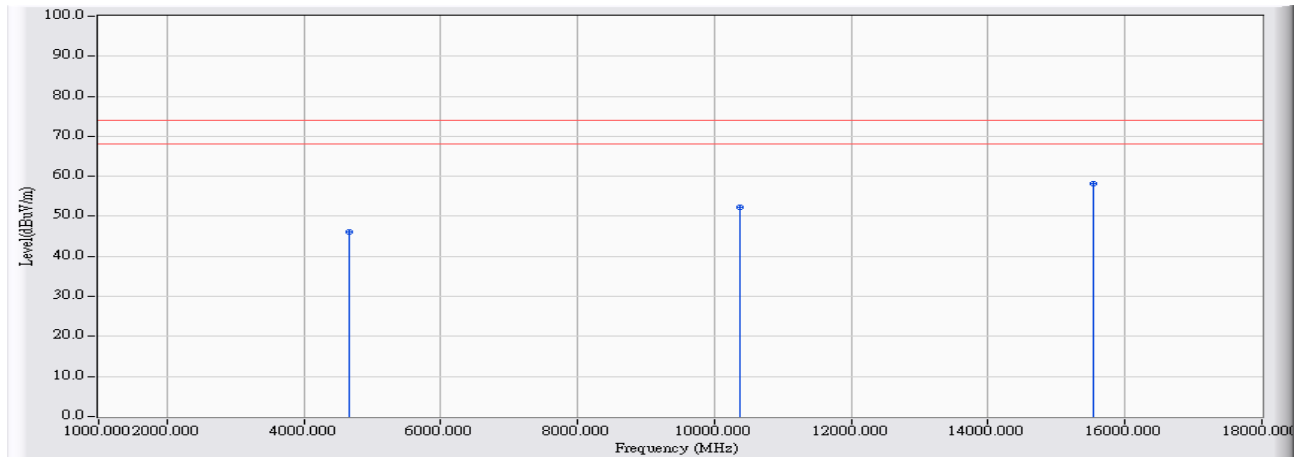
		Frequency (MHz)	Correct Factor (dB)	Reading Level (dBuV)	Measure Level (dBuV/m)	Margin (dB)	Limit (dBuV/m)	Detector Type
1	*	15569.000	17.624	22.880	40.504	-13.496	54.000	AVERAGE

Note:

1. All Readings below 1GHz are Quasi-Peak, above 1GHz are performed with peak and/or average measurements as necessary.
2. Peak measurements: RBW = 1MHz, VBW = 1MHz, Sweep: Auto.
3. Average measurements: RBW = 1MHz, VBW = 10 Hz, Sweep: Auto.
4. “ \* ”, means this data is the worst emission level.
5. “ # ”, means the frequency is out of the restricted band.
6. Measurement Level = Reading Level + Correct Factor.
7. The average measurement was not performed when the peak measured data under the limit of average detection.



Site : CB4-H	Time : 2017/02/10
Limit : FCC_SpartC_15.209_03M_PK	Margin : 6
Probe : CB4-H_FCC_EFS_B432_1-18GHz_3M_1116 - HORIZONTAL	Power : AC 120 V / 60Hz
EUT : Mimosa C5c	Note : 802.11ac(40M)_5230MHz Mode 2: Tx-Dipole ANT

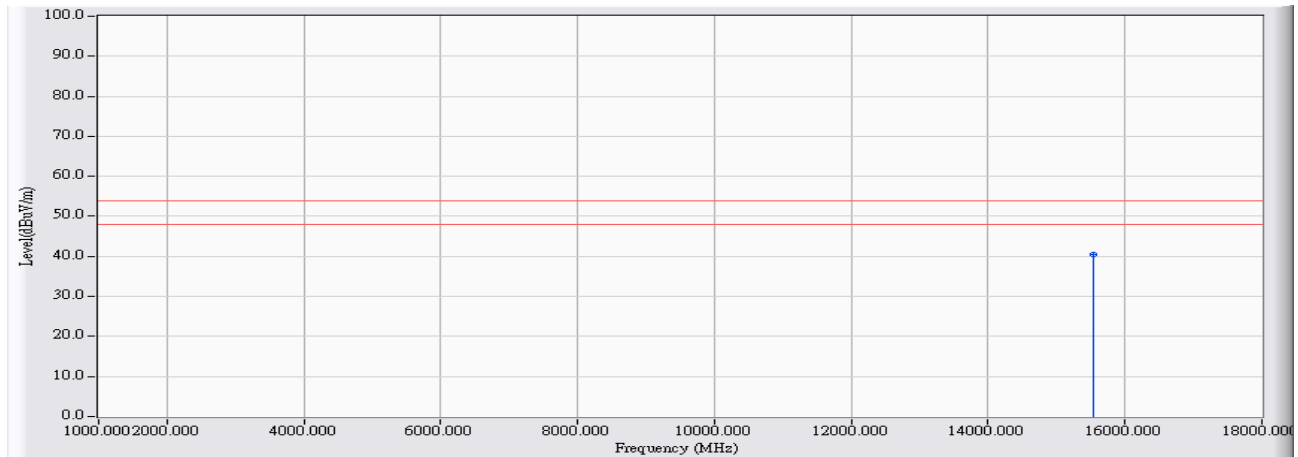


	Frequency (MHz)	Correct Factor (dB)	Reading Level (dBuV)	Measure Level (dBuV/m)	Margin (dB)	Limit (dBuV/m)	Detector Type
1	4666.000	-0.692	46.890	46.199	-27.801	74.000	PEAK
2	10380.000	13.866	38.360	52.226	-21.774	74.000	PEAK
3	* 15547.000	17.674	40.390	58.064	-15.936	74.000	PEAK

Note:

1. All Readings below 1GHz are Quasi-Peak, above 1GHz are performed with peak and/or average measurements as necessary.
2. Peak measurements: RBW = 1MHz, VBW = 1MHz, Sweep: Auto.
3. Average measurements: RBW = 1MHz, VBW = 10 Hz, Sweep: Auto.
4. " \* ", means this data is the worst emission level.
5. " # ", means the frequency is out of the restricted band.
6. Measurement Level = Reading Level + Correct Factor.
7. The average measurement was not performed when the peak measured data under the limit of average detection.

Site : CB4-H	Time : 2017/02/10
Limit : FCC_SpartC_15.209_03M_AV	Margin : 6
Probe : CB4-H_FCC_EFS_B432_1-18GHz_3M_1116 - HORIZONTAL	Power : AC 120 V / 60Hz
EUT : Mimosa C5c	Note : 802.11ac(40M)_5230MHz Mode 2: Tx-Dipole ANT

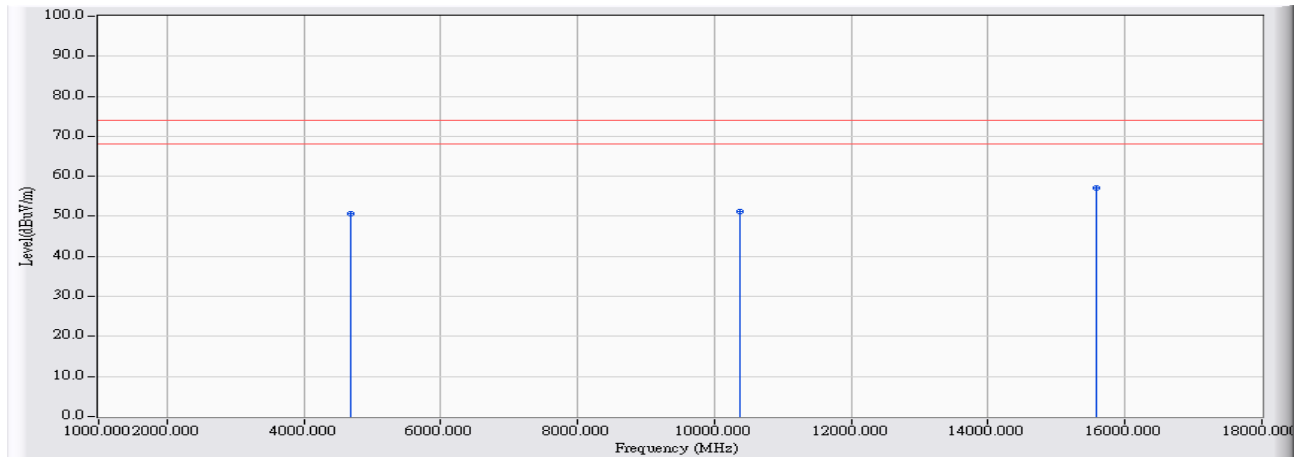


		Frequency (MHz)	Correct Factor (dB)	Reading Level (dBuV)	Measure Level (dBuV/m)	Margin (dB)	Limit (dBuV/m)	Detector Type
1	*	15547.000	17.674	22.830	40.504	-13.496	54.000	AVERAGE

Note:

1. All Readings below 1GHz are Quasi-Peak, above 1GHz are performed with peak and/or average measurements as necessary.
2. Peak measurements: RBW = 1MHz, VBW = 1MHz, Sweep: Auto.
3. Average measurements: RBW = 1MHz, VBW = 10 Hz, Sweep: Auto.
4. “ \* ”, means this data is the worst emission level.
5. “ # ”, means the frequency is out of the restricted band.
6. Measurement Level = Reading Level + Correct Factor.
7. The average measurement was not performed when the peak measured data under the limit of average detection.

Site : CB4-H	Time : 2017/02/10
Limit : FCC_SpartC_15.209_03M_PK	Margin : 6
Probe : CB4-H_FCC_EFS_B432_1-18GHz_3M_1116 - VERTICAL	Power : AC 120 V / 60Hz
EUT : Mimosa C5c	Note : 802.11ac(40M)_5230MHz Mode 2: Tx-Dipole ANT

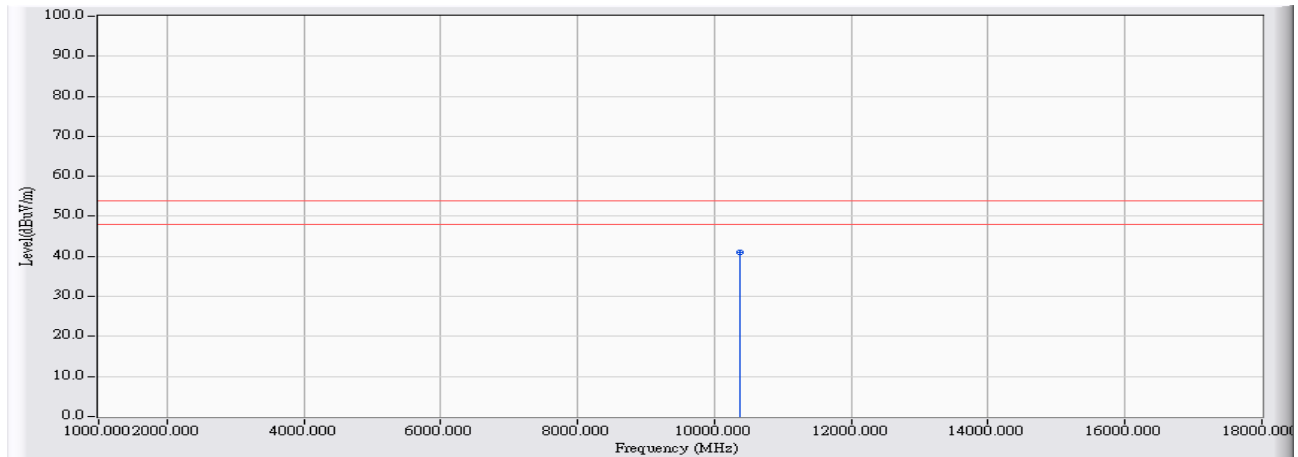


		Frequency (MHz)	Correct Factor (dB)	Reading Level (dBuV)	Measure Level (dBuV/m)	Margin (dB)	Limit (dBuV/m)	Detector Type
1	*	4677.000	-0.667	51.220	50.554	-23.446	74.000	PEAK
2		10369.000	13.832	37.460	51.291	-22.709	74.000	PEAK
3		15570.000	17.622	39.350	56.972	-17.028	74.000	PEAK

Note:

1. All Readings below 1GHz are Quasi-Peak, above 1GHz are performed with peak and/or average measurements as necessary.
2. Peak measurements: RBW = 1MHz, VBW = 1MHz, Sweep: Auto.
3. Average measurements: RBW = 1MHz, VBW = 10 Hz, Sweep: Auto.
4. “ \* ”, means this data is the worst emission level.
5. “ # ”, means the frequency is out of the restricted band.
6. Measurement Level = Reading Level + Correct Factor.
7. The average measurement was not performed when the peak measured data under the limit of average detection.

Site : CB4-H	Time : 2017/02/10
Limit : FCC_SpartC_15.209_03M_AV	Margin : 6
Probe : CB4-H_FCC_EFS_B432_1-18GHz_3M_1116 - VERTICAL	Power : AC 120 V / 60Hz
EUT : Mimosa C5c	Note : 802.11ac(40M)_5230MHz Mode 2: Tx-Dipole ANT

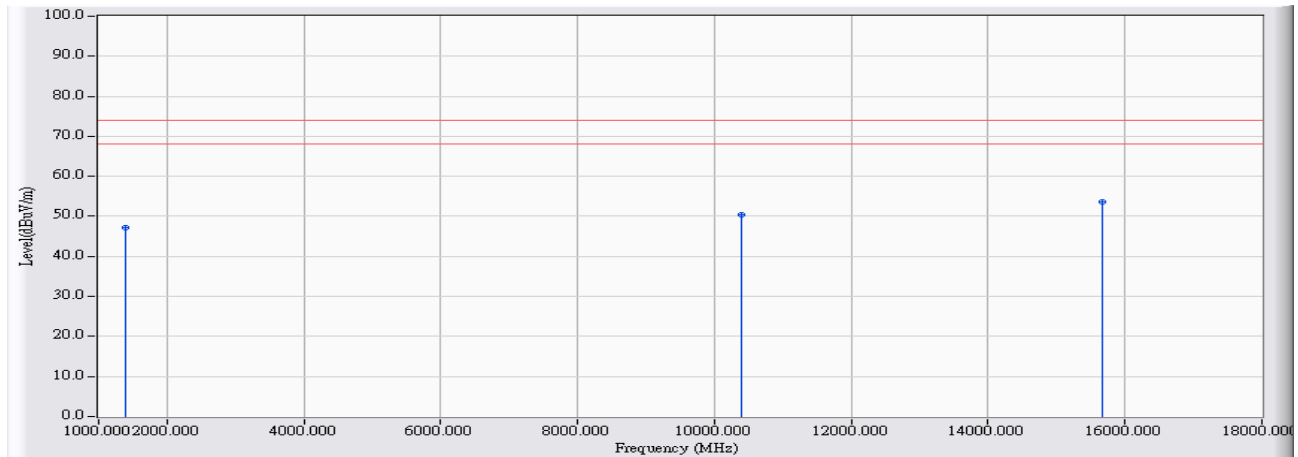


		Frequency (MHz)	Correct Factor (dB)	Reading Level (dBuV)	Measure Level (dBuV/m)	Margin (dB)	Limit (dBuV/m)	Detector Type
1	*	10379.000	13.863	27.130	40.992	-13.008	54.000	AVERAGE

Note:

1. All Readings below 1GHz are Quasi-Peak, above 1GHz are performed with peak and/or average measurements as necessary.
2. Peak measurements: RBW = 1MHz, VBW = 1MHz, Sweep: Auto.
3. Average measurements: RBW = 1MHz, VBW = 10 Hz, Sweep: Auto.
4. “ \* ”, means this data is the worst emission level.
5. “ # ”, means the frequency is out of the restricted band.
6. Measurement Level = Reading Level + Correct Factor.
7. The average measurement was not performed when the peak measured data under the limit of average detection.

Site : CB4-H	Time : 2017/02/10
Limit : FCC_SpartC_15.209_03M_PK	Margin : 6
Probe : CB4-H_FCC_EFS_B432_1-18GHz_3M_1116 - HORIZONTAL	Power : AC 120 V / 60Hz
EUT : Mimosa C5c	Note : 802.11ac(80M)_5210MHz Mode 2: Tx-Dipole ANT

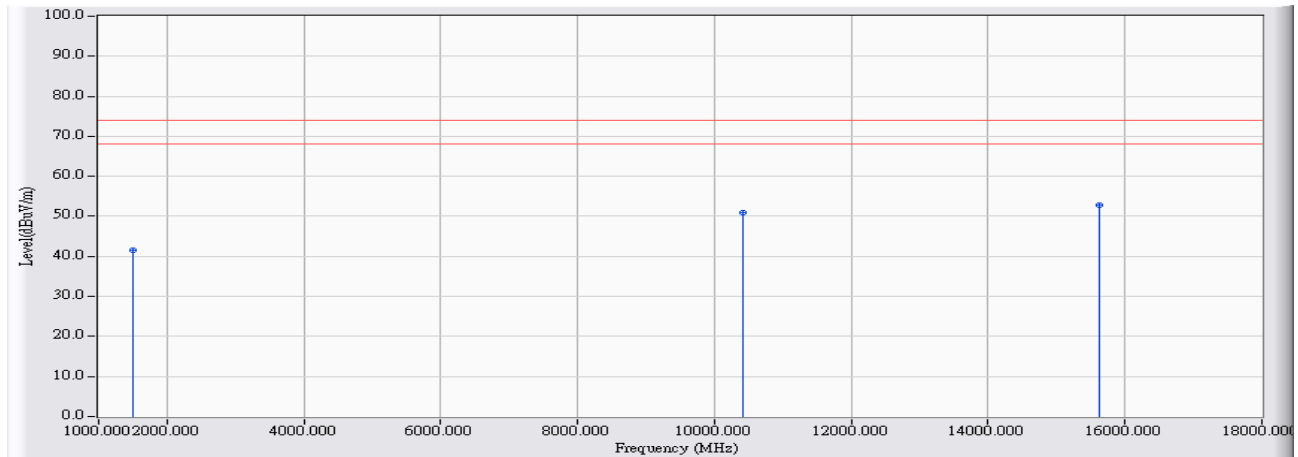


		Frequency (MHz)	Correct Factor (dB)	Reading Level (dBuV)	Measure Level (dBuV/m)	Margin (dB)	Limit (dBuV/m)	Detector Type
1	*	1399.000	-11.766	58.890	47.124	-26.876	74.000	PEAK
2		10393.000	13.906	36.440	50.346	-23.654	74.000	PEAK
3		15661.000	17.422	36.240	53.662	-20.338	74.000	PEAK

Note:

1. All Readings below 1GHz are Quasi-Peak, above 1GHz are performed with peak and/or average measurements as necessary.
2. Peak measurements: RBW = 1MHz, VBW = 1MHz, Sweep: Auto.
3. Average measurements: RBW = 1MHz, VBW = 10 Hz, Sweep: Auto.
4. “ \* ”, means this data is the worst emission level.
5. “ # ”, means the frequency is out of the restricted band.
6. Measurement Level = Reading Level + Correct Factor.
7. The average measurement was not performed when the peak measured data under the limit of average detection.

<b>Site : CB4-H</b>	<b>Time : 2017/02/10</b>
<b>Limit : FCC_SpartC_15.209_03M_PK</b>	<b>Margin : 6</b>
<b>Probe : CB4-H_FCC_EFS_B432_1-18GHz_3M_1116 - VERTICAL</b>	<b>Power : AC 120 V / 60Hz</b>
<b>EUT : Mimosa C5c</b>	<b>Note : 802.11ac(80M)_5210MHz</b> <b>Mode 2: Tx-Dipole ANT</b>

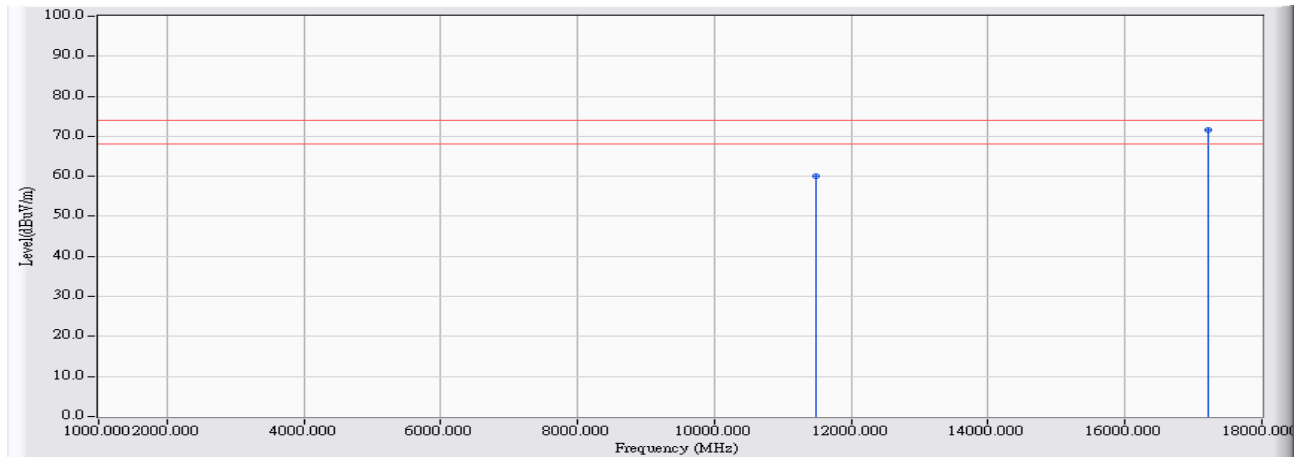


	Frequency (MHz)	Correct Factor (dB)	Reading Level (dBuV)	Measure Level (dBuV/m)	Margin (dB)	Limit (dBuV/m)	Detector Type
1	1501.000	-11.300	52.880	41.579	-32.421	74.000	PEAK
2	10419.000	13.992	36.890	50.881	-23.119	74.000	PEAK
3	* 15620.000	17.511	35.220	52.731	-21.269	74.000	PEAK

**Note:**

1. All Readings below 1GHz are Quasi-Peak, above 1GHz are performed with peak and/or average measurements as necessary.
2. Peak measurements: RBW = 1MHz, VBW = 1MHz, Sweep: Auto.
3. Average measurements: RBW = 1MHz, VBW = 10 Hz, Sweep: Auto.
4. “ \* ”, means this data is the worst emission level.
5. “ # ”, means the frequency is out of the restricted band.
6. Measurement Level = Reading Level + Correct Factor.
7. The average measurement was not performed when the peak measured data under the limit of average detection.

Site : CB4-H	Time : 2017/02/13
Limit : FCC_SpartC_15.209_03M_PK	Margin : 6
Probe : CB4-H_FCC_EFS_B432_1-18GHz_3M_1116 - HORIZONTAL	Power : AC 120 V / 60Hz
EUT : Mimosa C5c	Note : 802.11ac(20M)_5745MHz Mode 2: Tx-Dipole ANT

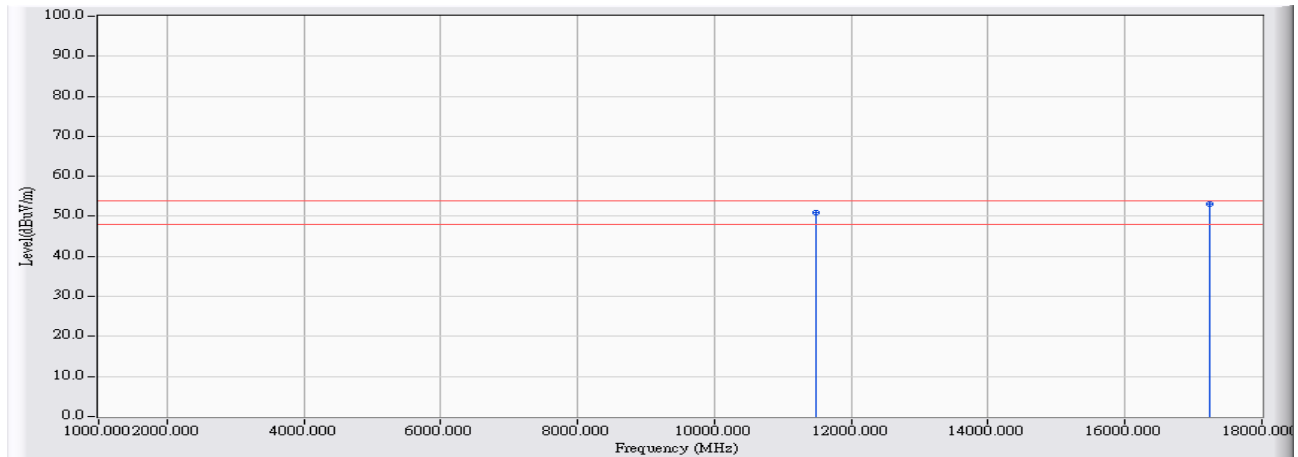


		Frequency (MHz)	Correct Factor (dB)	Reading Level (dBuV)	Measure Level (dBuV/m)	Margin (dB)	Limit (dBuV/m)	Detector Type
1		11490.000	21.501	38.480	59.980	-14.020	74.000	PEAK
2	*	17224.000	28.882	42.620	71.502	-2.498	74.000	PEAK

Note:

1. All Readings below 1GHz are Quasi-Peak, above 1GHz are performed with peak and/or average measurements as necessary.
2. Peak measurements: RBW = 1MHz, VBW = 1MHz, Sweep: Auto.
3. Average measurements: RBW = 1MHz, VBW = 10 Hz, Sweep: Auto.
4. “ \* ”, means this data is the worst emission level.
5. “ # ”, means the frequency is out of the restricted band.
6. Measurement Level = Reading Level + Correct Factor.
7. The average measurement was not performed when the peak measured data under the limit of average detection.

Site : CB4-H	Time : 2017/02/13
Limit : FCC_SpartC_15.209_03M_AV	Margin : 6
Probe : CB4-H_FCC_EFS_B432_1-18GHz_3M_1116 - HORIZONTAL	Power : AC 120 V / 60Hz
EUT : Mimosa C5c	Note : 802.11ac(20M)_5745MHz Mode 2: Tx-Dipole ANT



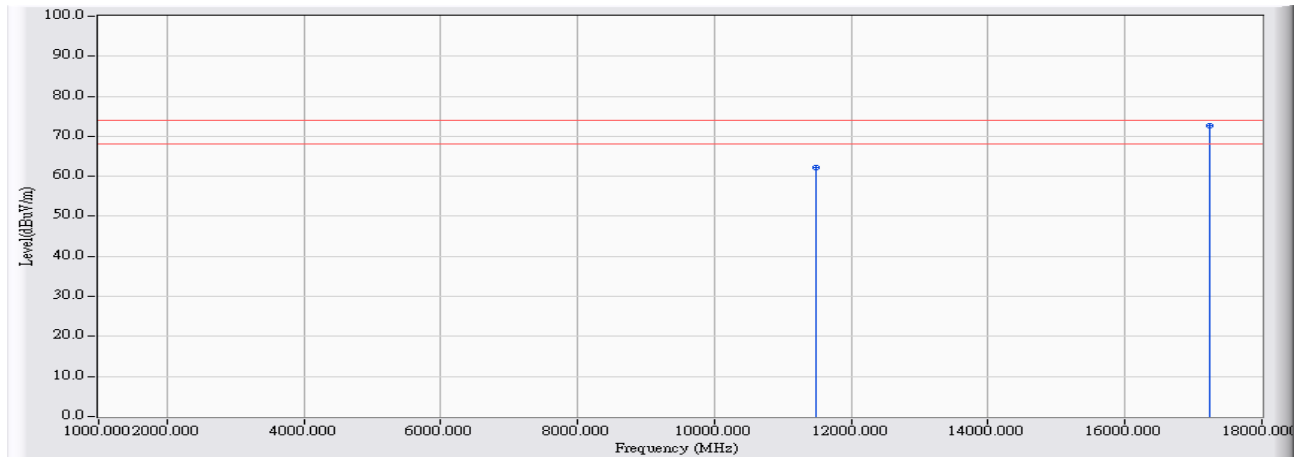
		Frequency (MHz)	Correct Factor (dB)	Reading Level (dBuV)	Measure Level (dBuV/m)	Margin (dB)	Limit (dBuV/m)	Detector Type
1		11490.000	21.501	29.450	50.950	-3.050	54.000	AVERAGE
2	*	17227.000	28.879	24.080	52.959	-1.041	54.000	AVERAGE

Note:

1. All Readings below 1GHz are Quasi-Peak, above 1GHz are performed with peak and/or average measurements as necessary.
2. Peak measurements: RBW = 1MHz, VBW = 1MHz, Sweep: Auto.
3. Average measurements: RBW = 1MHz, VBW = 10 Hz, Sweep: Auto.
4. " \* ", means this data is the worst emission level.
5. " # ", means the frequency is out of the restricted band.
6. Measurement Level = Reading Level + Correct Factor.
7. The average measurement was not performed when the peak measured data under the limit of average detection.



Site : CB4-H	Time : 2017/02/13
Limit : FCC_SpartC_15.209_03M_PK	Margin : 6
Probe : CB4-H_FCC_EFS_B432_1-18GHz_3M_1116 - VERTICAL	Power : AC 120 V / 60Hz
EUT : Mimosa C5c	Note : 802.11ac(20M)_5745MHz Mode 2: Tx-Dipole ANT

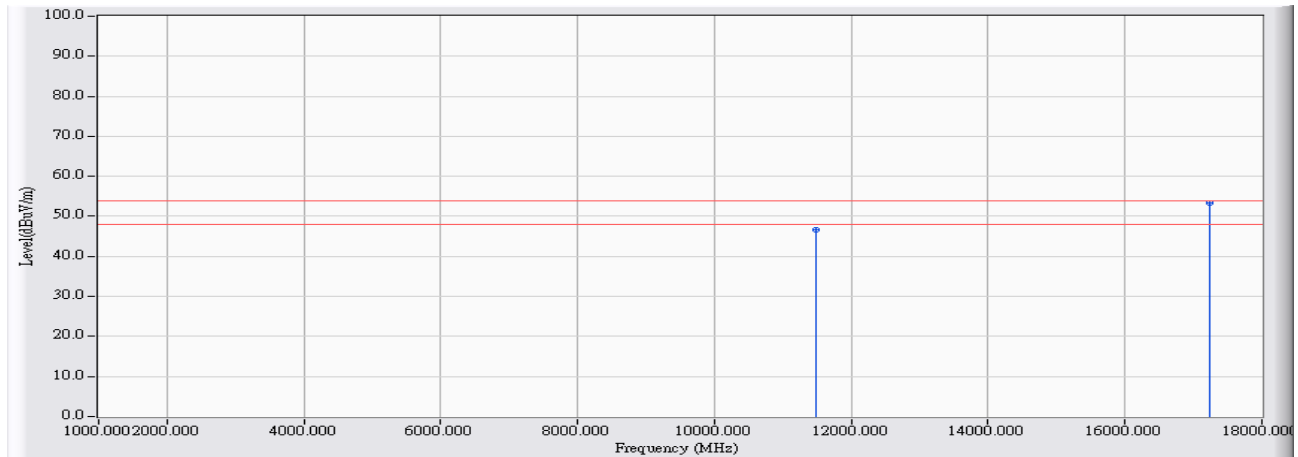


		Frequency (MHz)	Correct Factor (dB)	Reading Level (dBuV)	Measure Level (dBuV/m)	Margin (dB)	Limit (dBuV/m)	Detector Type
1		11492.000	21.503	40.750	62.253	-11.747	74.000	PEAK
2	*	17231.000	28.874	43.800	72.674	-1.326	74.000	PEAK

Note:

1. All Readings below 1GHz are Quasi-Peak, above 1GHz are performed with peak and/or average measurements as necessary.
2. Peak measurements: RBW = 1MHz, VBW = 1MHz, Sweep: Auto.
3. Average measurements: RBW = 1MHz, VBW = 10 Hz, Sweep: Auto.
4. " \* ", means this data is the worst emission level.
5. " # ", means the frequency is out of the restricted band.
6. Measurement Level = Reading Level + Correct Factor.
7. The average measurement was not performed when the peak measured data under the limit of average detection.

Site : CB4-H	Time : 2017/02/13 - 17:50
Limit : FCC_SpartC_15.209_03M_AV	Margin : 6
Probe : CB4-H_FCC_EFS_B432_1-18GHz_3M_1116 - VERTICAL	Power : AC 120 V / 60Hz
EUT : Mimosa C5c	Note : 802.11ac(20M)_5745MHz Mode 2: Tx-Dipole ANT

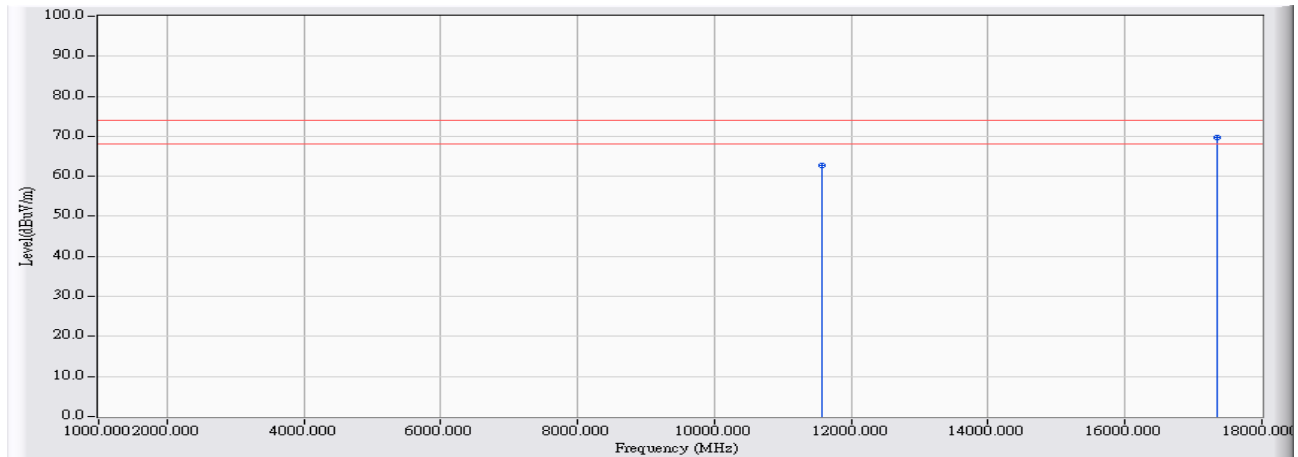


		Frequency (MHz)	Correct Factor (dB)	Reading Level (dBuV)	Measure Level (dBuV/m)	Margin (dB)	Limit (dBuV/m)	Detector Type
1		11490.000	21.501	25.060	46.560	-7.440	54.000	AVERAGE
2	*	17231.000	28.874	24.510	53.384	-0.616	54.000	AVERAGE

Note:

1. All Readings below 1GHz are Quasi-Peak, above 1GHz are performed with peak and/or average measurements as necessary.
2. Peak measurements: RBW = 1MHz, VBW = 1MHz, Sweep: Auto.
3. Average measurements: RBW = 1MHz, VBW = 10 Hz, Sweep: Auto.
4. " \* ", means this data is the worst emission level.
5. " # ", means the frequency is out of the restricted band.
6. Measurement Level = Reading Level + Correct Factor.
7. The average measurement was not performed when the peak measured data under the limit of average detection.

Site : CB4-H	Time : 2017/02/13
Limit : FCC_SpartC_15.209_03M_PK	Margin : 6
Probe : CB4-H_FCC_EFS_B432_1-18GHz_3M_1116 - HORIZONTAL	Power : AC 120 V / 60Hz
EUT : Mimosa C5c	Note : 802.11ac(20M)_5785MHz Mode 2: Tx-Dipole ANT

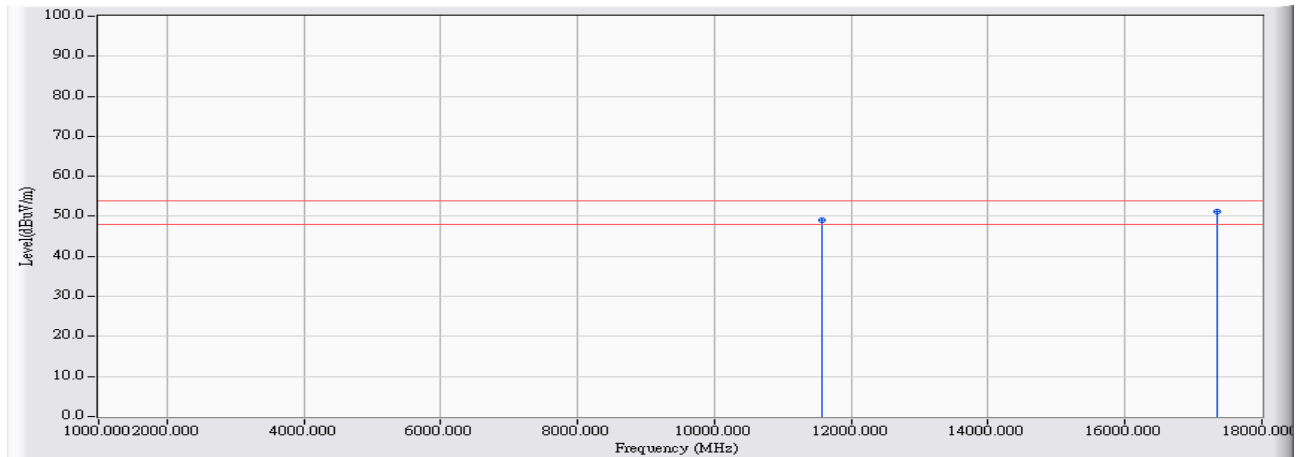


		Frequency (MHz)	Correct Factor (dB)	Reading Level (dBuV)	Measure Level (dBuV/m)	Margin (dB)	Limit (dBuV/m)	Detector Type
1		11567.000	21.524	41.210	62.733	-11.267	74.000	PEAK
2	*	17343.000	28.734	41.100	69.835	-4.165	74.000	PEAK

Note:

1. All Readings below 1GHz are Quasi-Peak, above 1GHz are performed with peak and/or average measurements as necessary.
2. Peak measurements: RBW = 1MHz, VBW = 1MHz, Sweep: Auto.
3. Average measurements: RBW = 1MHz, VBW = 10 Hz, Sweep: Auto.
4. " \* ", means this data is the worst emission level.
5. " # ", means the frequency is out of the restricted band.
6. Measurement Level = Reading Level + Correct Factor.
7. The average measurement was not performed when the peak measured data under the limit of average detection.

Site : CB4-H	Time : 2017/02/13
Limit : FCC_SpartC_15.209_03M_AV	Margin : 6
Probe : CB4-H_FCC_EFS_B432_1-18GHz_3M_1116 - HORIZONTAL	Power : AC 120 V / 60Hz
EUT : Mimosa C5c	Note : 802.11ac(20M)_5785MHz Mode 2: Tx-Dipole ANT

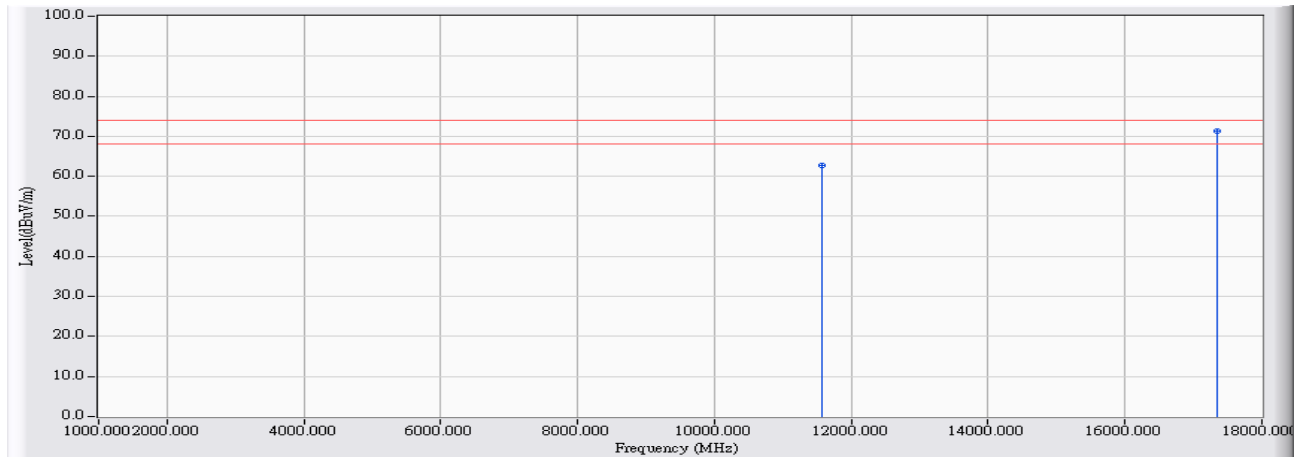


		Frequency (MHz)	Correct Factor (dB)	Reading Level (dBuV)	Measure Level (dBuV/m)	Margin (dB)	Limit (dBuV/m)	Detector Type
1		11571.000	21.523	27.470	48.993	-5.007	54.000	AVERAGE
2	*	17346.000	28.731	22.520	51.251	-2.749	54.000	AVERAGE

Note:

1. All Readings below 1GHz are Quasi-Peak, above 1GHz are performed with peak and/or average measurements as necessary.
2. Peak measurements: RBW = 1MHz, VBW = 1MHz, Sweep: Auto.
3. Average measurements: RBW = 1MHz, VBW = 10 Hz, Sweep: Auto.
4. “ \* ”, means this data is the worst emission level.
5. “ # ”, means the frequency is out of the restricted band.
6. Measurement Level = Reading Level + Correct Factor.
7. The average measurement was not performed when the peak measured data under the limit of average detection.

Site : CB4-H	Time : 2017/02/13
Limit : FCC_SpartC_15.209_03M_PK	Margin : 6
Probe : CB4-H_FCC_EFS_B432_1-18GHz_3M_1116 - VERTICAL	Power : AC 120 V / 60Hz
EUT : Mimosa C5c	Note : 802.11ac(20M)_5785MHz Mode 2: Tx-Dipole ANT

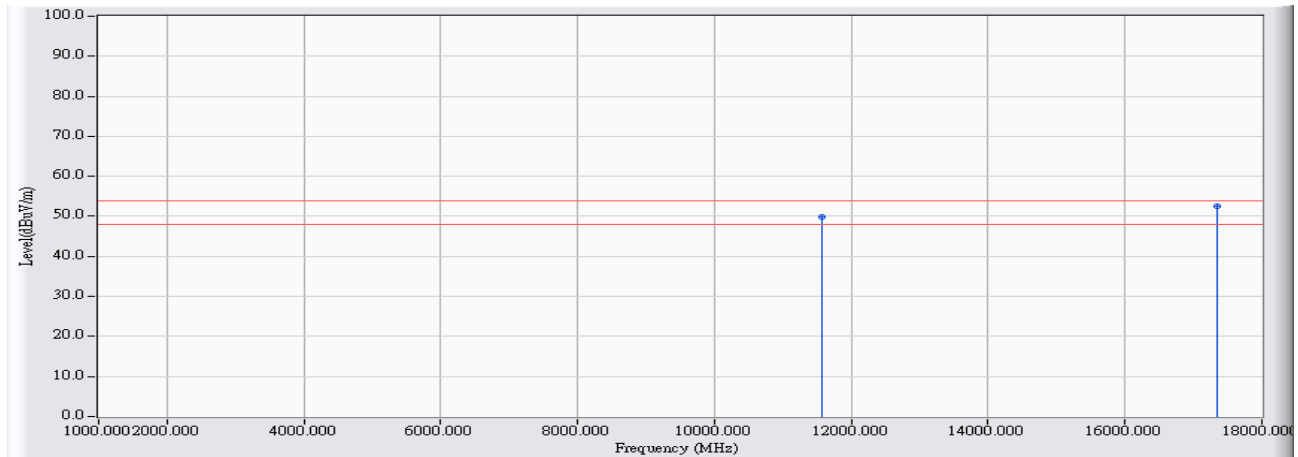


		Frequency (MHz)	Correct Factor (dB)	Reading Level (dBuV)	Measure Level (dBuV/m)	Margin (dB)	Limit (dBuV/m)	Detector Type
1		11567.000	21.524	41.190	62.713	-11.287	74.000	PEAK
2	*	17353.000	28.722	42.660	71.382	-2.618	74.000	PEAK

Note:

1. All Readings below 1GHz are Quasi-Peak, above 1GHz are performed with peak and/or average measurements as necessary.
2. Peak measurements: RBW = 1MHz, VBW = 1MHz, Sweep: Auto.
3. Average measurements: RBW = 1MHz, VBW = 10 Hz, Sweep: Auto.
4. “ \* ”, means this data is the worst emission level.
5. “ # ”, means the frequency is out of the restricted band.
6. Measurement Level = Reading Level + Correct Factor.
7. The average measurement was not performed when the peak measured data under the limit of average detection.

Site : CB4-H	Time : 2017/02/13
Limit : FCC_SpartC_15.209_03M_AV	Margin : 6
Probe : CB4-H_FCC_EFS_B432_1-18GHz_3M_1116 - VERTICAL	Power : AC 120 V / 60Hz
EUT : Mimosa C5c	Note : 802.11ac(20M)_5785MHz Mode 2: Tx-Dipole ANT

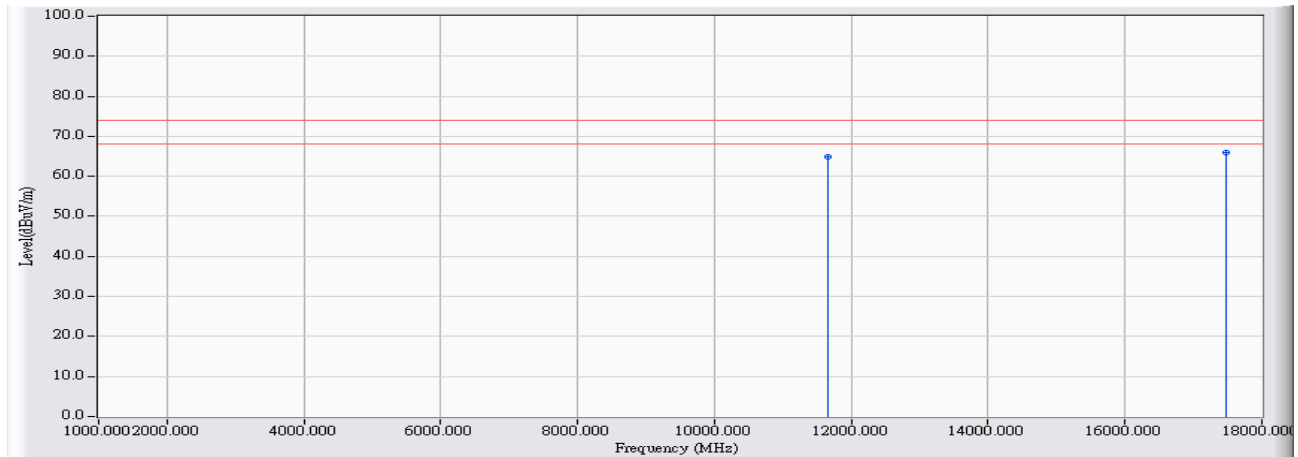


		Frequency (MHz)	Correct Factor (dB)	Reading Level (dBuV)	Measure Level (dBuV/m)	Margin (dB)	Limit (dBuV/m)	Detector Type
1		11570.000	21.523	28.370	49.893	-4.107	54.000	AVERAGE
2	*	17351.000	28.725	23.910	52.635	-1.365	54.000	AVERAGE

Note:

1. All Readings below 1GHz are Quasi-Peak, above 1GHz are performed with peak and/or average measurements as necessary.
2. Peak measurements: RBW = 1MHz, VBW = 1MHz, Sweep: Auto.
3. Average measurements: RBW = 1MHz, VBW = 10 Hz, Sweep: Auto.
4. " \* ", means this data is the worst emission level.
5. " # ", means the frequency is out of the restricted band.
6. Measurement Level = Reading Level + Correct Factor.
7. The average measurement was not performed when the peak measured data under the limit of average detection.

Site : CB4-H	Time : 2017/02/13
Limit : FCC_SpartC_15.209_03M_PK	Margin : 6
Probe : CB4-H_FCC_EFS_B432_1-18GHz_3M_1116 - HORIZONTAL	Power : AC 120 V / 60Hz
EUT : Mimosa C5c	Note : 802.11ac(20M)_5825MHz Mode 2: Tx-Dipole ANT

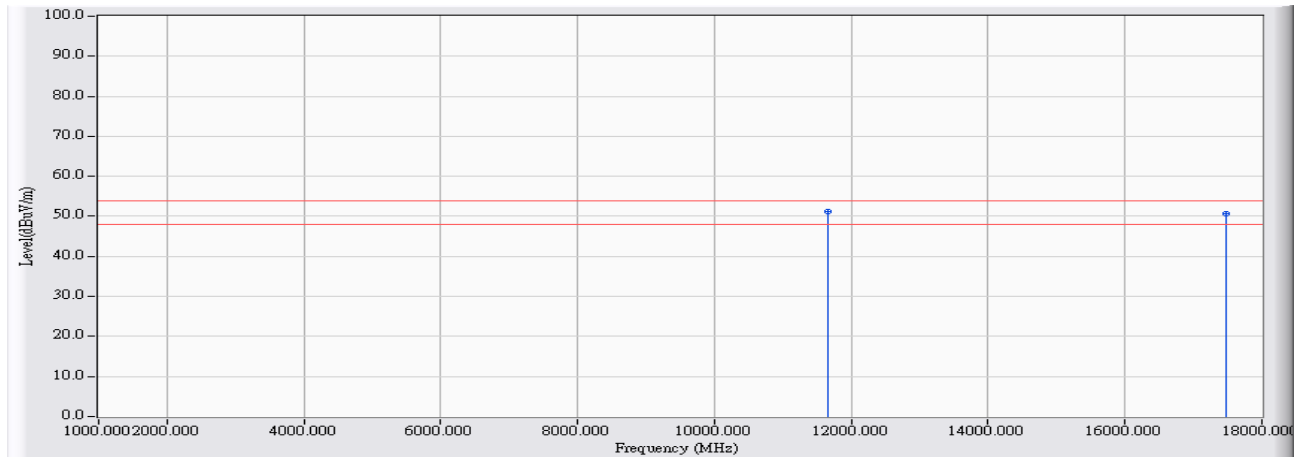


		Frequency (MHz)	Correct Factor (dB)	Reading Level (dBuV)	Measure Level (dBuV/m)	Margin (dB)	Limit (dBuV/m)	Detector Type
1		11648.000	21.525	43.370	64.896	-9.104	74.000	PEAK
2	*	17483.000	28.561	37.320	65.881	-8.119	74.000	PEAK

Note:

1. All Readings below 1GHz are Quasi-Peak, above 1GHz are performed with peak and/or average measurements as necessary.
2. Peak measurements: RBW = 1MHz, VBW = 1MHz, Sweep: Auto.
3. Average measurements: RBW = 1MHz, VBW = 10 Hz, Sweep: Auto.
4. “ \* ”, means this data is the worst emission level.
5. “ # ”, means the frequency is out of the restricted band.
6. Measurement Level = Reading Level + Correct Factor.
7. The average measurement was not performed when the peak measured data under the limit of average detection.

Site : CB4-H	Time : 2017/02/13
Limit : FCC_SpartC_15.209_03M_AV	Margin : 6
Probe : CB4-H_FCC_EFS_B432_1-18GHz_3M_1116 - HORIZONTAL	Power : AC 120 V / 60Hz
EUT : Mimosa C5c	Note : 802.11ac(20M)_5825MHz Mode 2: Tx-Dipole ANT



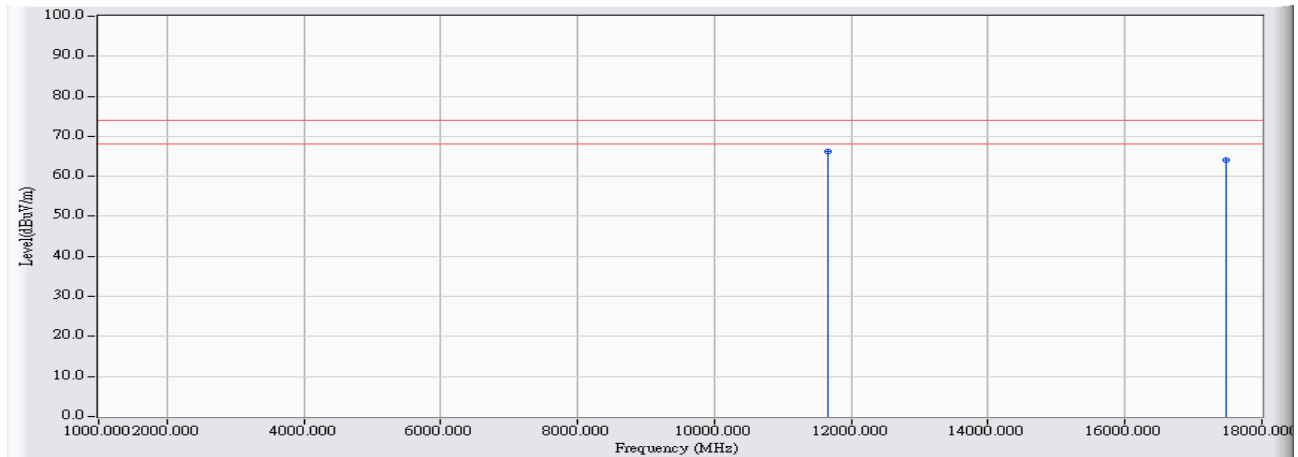
		Frequency (MHz)	Correct Factor (dB)	Reading Level (dBuV)	Measure Level (dBuV/m)	Margin (dB)	Limit (dBuV/m)	Detector Type
1	*	11649.000	21.526	29.750	51.276	-2.724	54.000	AVERAGE
2		17481.000	28.564	22.170	50.734	-3.266	54.000	AVERAGE

Note:

1. All Readings below 1GHz are Quasi-Peak, above 1GHz are performed with peak and/or average measurements as necessary.
2. Peak measurements: RBW = 1MHz, VBW = 1MHz, Sweep: Auto.
3. Average measurements: RBW = 1MHz, VBW = 10 Hz, Sweep: Auto.
4. “ \* ”, means this data is the worst emission level.
5. “ # ”, means the frequency is out of the restricted band.
6. Measurement Level = Reading Level + Correct Factor.
7. The average measurement was not performed when the peak measured data under the limit of average detection.



Site : CB4-H	Time : 2017/02/13
Limit : FCC_SpartC_15.209_03M_PK	Margin : 6
Probe : CB4-H_FCC_EFS_B432_1-18GHz_3M_1116 - VERTICAL	Power : AC 120 V / 60Hz
EUT : Mimosa C5c	Note : 802.11ac(20M)_5825MHz Mode 2: Tx-Dipole ANT

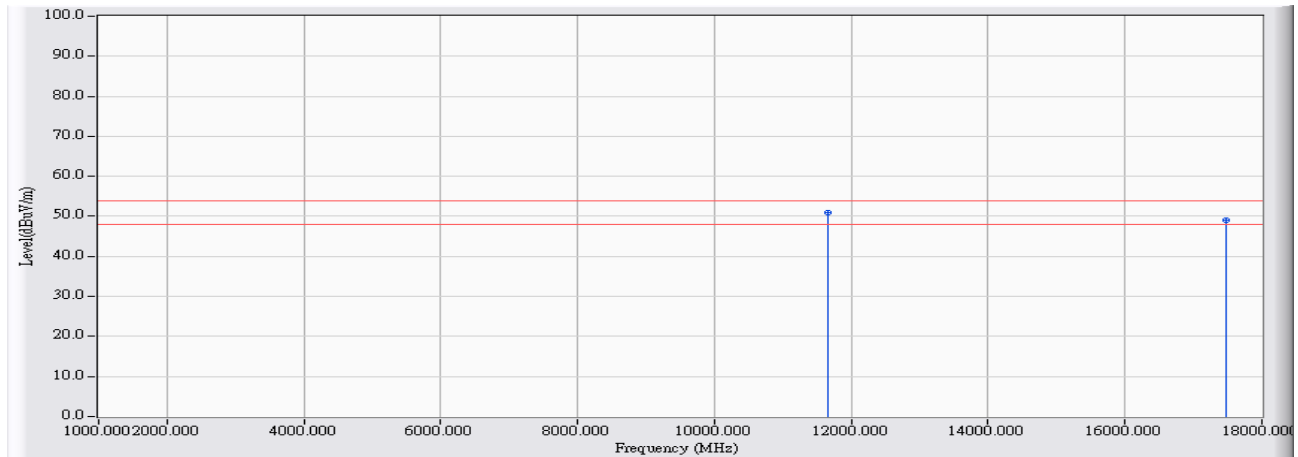


		Frequency (MHz)	Correct Factor (dB)	Reading Level (dBuV)	Measure Level (dBuV/m)	Margin (dB)	Limit (dBuV/m)	Detector Type
1	*	11647.000	21.527	44.580	66.106	-7.894	74.000	PEAK
2		17476.000	28.570	35.460	64.030	-9.970	74.000	PEAK

Note:

1. All Readings below 1GHz are Quasi-Peak, above 1GHz are performed with peak and/or average measurements as necessary.
2. Peak measurements: RBW = 1MHz, VBW = 1MHz, Sweep: Auto.
3. Average measurements: RBW = 1MHz, VBW = 10 Hz, Sweep: Auto.
4. “ \* ”, means this data is the worst emission level.
5. “ # ”, means the frequency is out of the restricted band.
6. Measurement Level = Reading Level + Correct Factor.
7. The average measurement was not performed when the peak measured data under the limit of average detection.

Site : CB4-H	Time : 2017/02/13
Limit : FCC_SpartC_15.209_03M_AV	Margin : 6
Probe : CB4-H_FCC_EFS_B432_1-18GHz_3M_1116 - VERTICAL	Power : AC 120 V / 60Hz
EUT : Mimosa C5c	Note : 802.11ac(20M)_5825MHz Mode 2: Tx-Dipole ANT

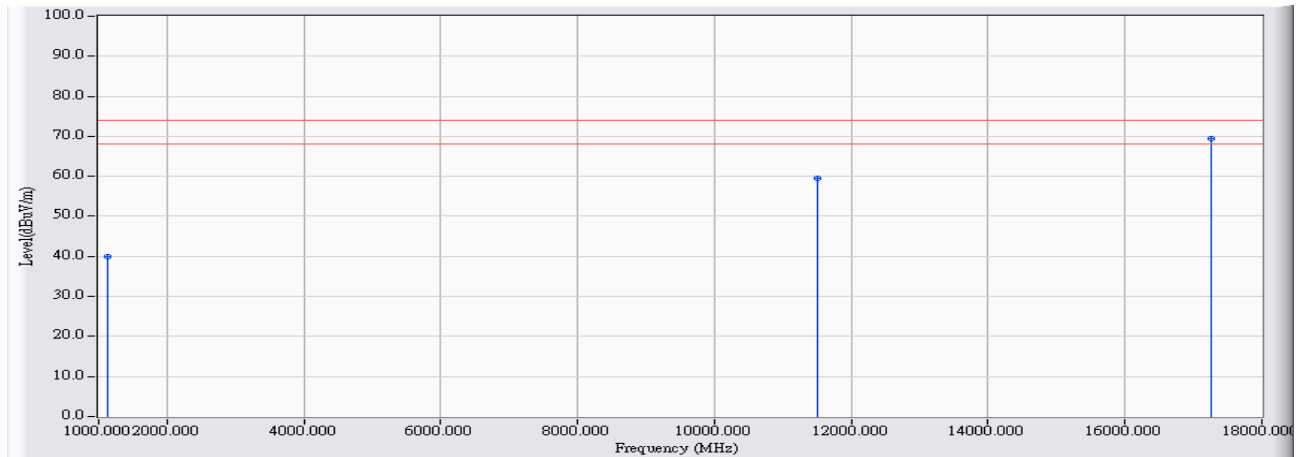


		Frequency (MHz)	Correct Factor (dB)	Reading Level (dBuV)	Measure Level (dBuV/m)	Margin (dB)	Limit (dBuV/m)	Detector Type
1	*	11650.000	21.526	29.420	50.946	-3.054	54.000	AVERAGE
2		17471.000	28.576	20.550	49.126	-4.874	54.000	AVERAGE

Note:

1. All Readings below 1GHz are Quasi-Peak, above 1GHz are performed with peak and/or average measurements as necessary.
2. Peak measurements: RBW = 1MHz, VBW = 1MHz, Sweep: Auto.
3. Average measurements: RBW = 1MHz, VBW = 10 Hz, Sweep: Auto.
4. “ \* ”, means this data is the worst emission level.
5. “ # ”, means the frequency is out of the restricted band.
6. Measurement Level = Reading Level + Correct Factor.
7. The average measurement was not performed when the peak measured data under the limit of average detection.

Site : CB4-H	Time : 2017/02/14
Limit : FCC_SpartC_15.209_03M_PK	Margin : 6
Probe : CB4-H_FCC_EFS_B432_1-18GHz_3M_1116 - HORIZONTAL	Power : AC 120 V / 60Hz
EUT : Mimosa C5c	Note : 802.11ac(40M)_5755MHz Mode 2: Tx-Dipole ANT

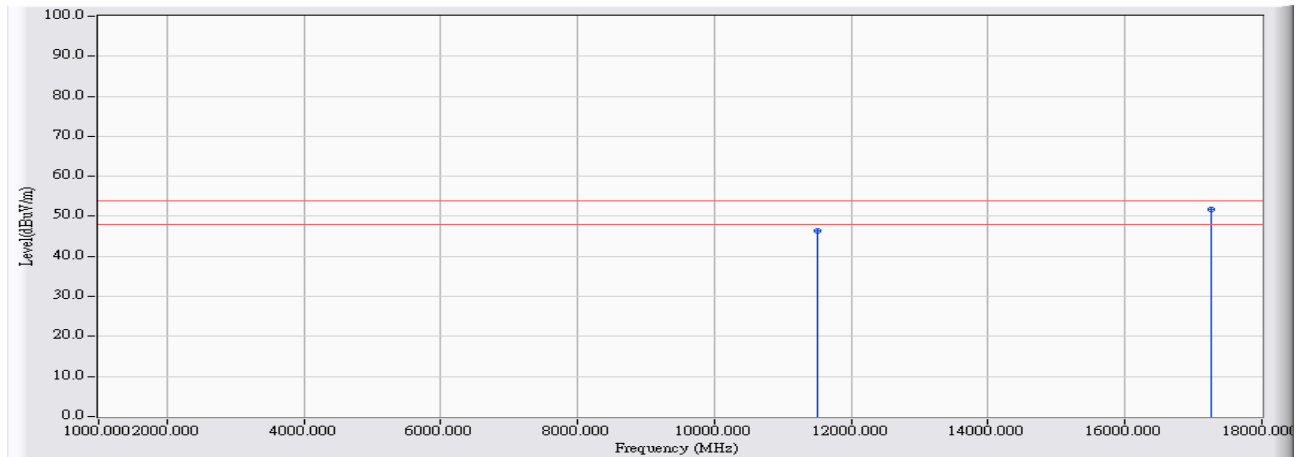


	Frequency (MHz)	Correct Factor (dB)	Reading Level (dBuV)	Measure Level (dBuV/m)	Margin (dB)	Limit (dBuV/m)	Detector Type
1	1127.000	-6.469	46.520	40.050	-33.950	74.000	PEAK
2	11512.000	21.521	38.030	59.550	-14.450	74.000	PEAK
3	* 17254.000	28.845	40.580	69.425	-4.575	74.000	PEAK

Note:

1. All Readings below 1GHz are Quasi-Peak, above 1GHz are performed with peak and/or average measurements as necessary.
2. Peak measurements: RBW = 1MHz, VBW = 1MHz, Sweep: Auto.
3. Average measurements: RBW = 1MHz, VBW = 10 Hz, Sweep: Auto.
4. " \* ", means this data is the worst emission level.
5. " # ", means the frequency is out of the restricted band.
6. Measurement Level = Reading Level + Correct Factor.
7. The average measurement was not performed when the peak measured data under the limit of average detection.

Site : CB4-H	Time : 2017/02/14
Limit : FCC_SpartC_15.209_03M_AV	Margin : 6
Probe : CB4-H_FCC_EFS_B432_1-18GHz_3M_1116 - HORIZONTAL	Power : AC 120 V / 60Hz
EUT : Mimosa C5c	Note : 802.11ac(40M)_5755MHz Mode 2: Tx-Dipole ANT

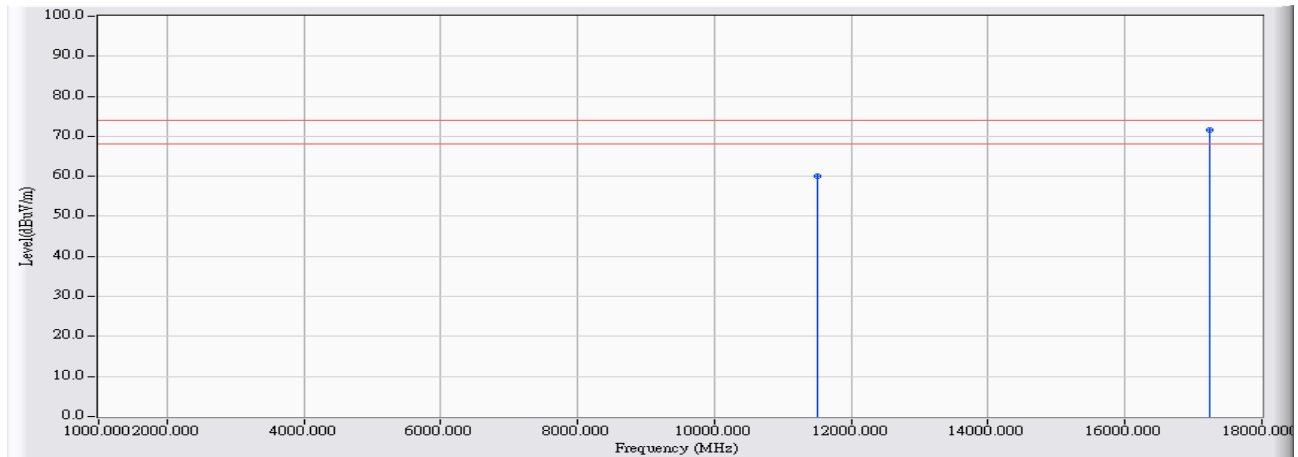


		Frequency (MHz)	Correct Factor (dB)	Reading Level (dBuV)	Measure Level (dBuV/m)	Margin (dB)	Limit (dBuV/m)	Detector Type
1		11512.000	21.521	24.750	46.270	-7.730	54.000	AVERAGE
2	*	17256.000	28.843	22.870	51.713	-2.287	54.000	AVERAGE

Note:

1. All Readings below 1GHz are Quasi-Peak, above 1GHz are performed with peak and/or average measurements as necessary.
2. Peak measurements: RBW = 1MHz, VBW = 1MHz, Sweep: Auto.
3. Average measurements: RBW = 1MHz, VBW = 10 Hz, Sweep: Auto.
4. " \* ", means this data is the worst emission level.
5. " # ", means the frequency is out of the restricted band.
6. Measurement Level = Reading Level + Correct Factor.
7. The average measurement was not performed when the peak measured data under the limit of average detection.

Site : CB4-H	Time : 2017/02/14
Limit : FCC_SpartC_15.209_03M_PK	Margin : 6
Probe : CB4-H_FCC_EFS_B432_1-18GHz_3M_1116 - VERTICAL	Power : AC 120 V / 60Hz
EUT : Mimosa C5c	Note : 802.11ac(40M)_5755MHz Mode 2: Tx-Dipole ANT

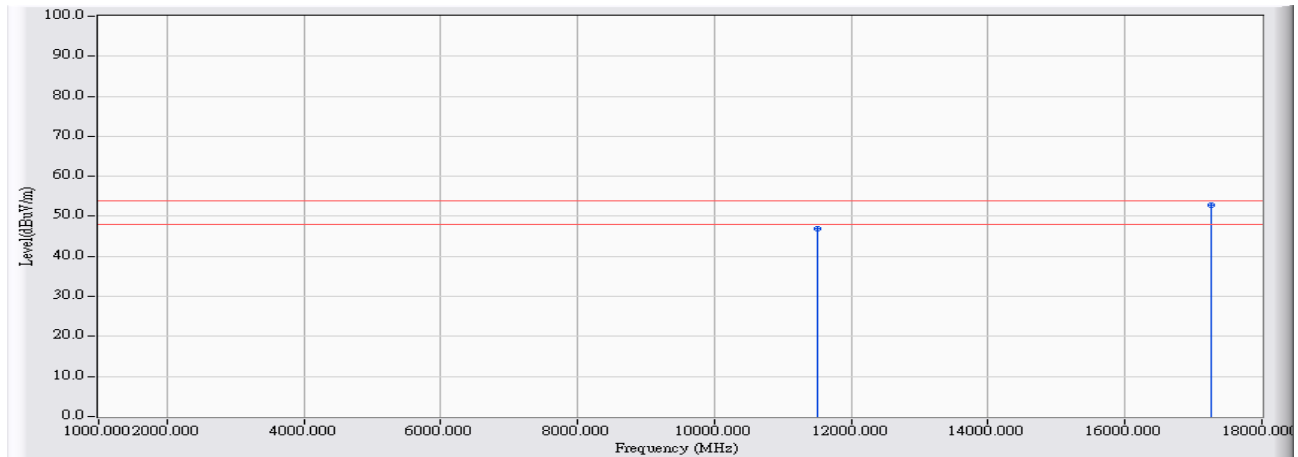


		Frequency (MHz)	Correct Factor (dB)	Reading Level (dBuV)	Measure Level (dBuV/m)	Margin (dB)	Limit (dBuV/m)	Detector Type
1		11511.000	21.521	38.570	60.090	-13.910	74.000	PEAK
2	*	17247.000	28.854	42.730	71.584	-2.416	74.000	PEAK

Note:

1. All Readings below 1GHz are Quasi-Peak, above 1GHz are performed with peak and/or average measurements as necessary.
2. Peak measurements: RBW = 1MHz, VBW = 1MHz, Sweep: Auto.
3. Average measurements: RBW = 1MHz, VBW = 10 Hz, Sweep: Auto.
4. “ \* ”, means this data is the worst emission level.
5. “ # ”, means the frequency is out of the restricted band.
6. Measurement Level = Reading Level + Correct Factor.
7. The average measurement was not performed when the peak measured data under the limit of average detection.

Site : CB4-H	Time : 2017/02/14
Limit : FCC_SpartC_15.209_03M_AV	Margin : 6
Probe : CB4-H_FCC_EFS_B432_1-18GHz_3M_1116 - VERTICAL	Power : AC 120 V / 60Hz
EUT : Mimosa C5c	Note : 802.11ac(40M)_5755MHz Mode 2: Tx-Dipole ANT

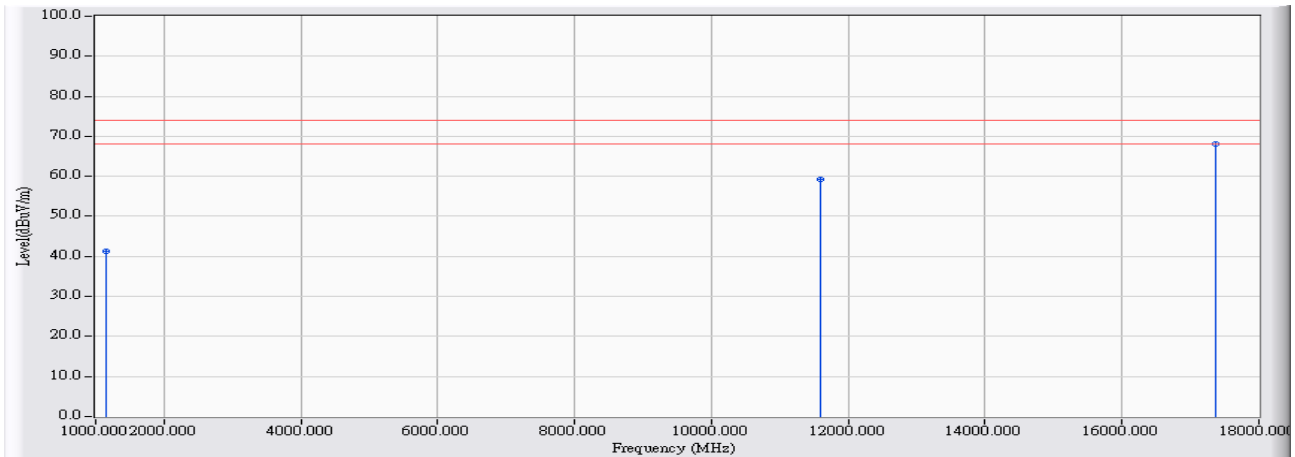


		Frequency (MHz)	Correct Factor (dB)	Reading Level (dBuV)	Measure Level (dBuV/m)	Margin (dB)	Limit (dBuV/m)	Detector Type
1		11514.000	21.520	25.330	46.851	-7.149	54.000	AVERAGE
2	*	17260.000	28.838	23.880	52.718	-1.282	54.000	AVERAGE

Note:

1. All Readings below 1GHz are Quasi-Peak, above 1GHz are performed with peak and/or average measurements as necessary.
2. Peak measurements: RBW = 1MHz, VBW = 1MHz, Sweep: Auto.
3. Average measurements: RBW = 1MHz, VBW = 10 Hz, Sweep: Auto.
4. " \* ", means this data is the worst emission level.
5. " # ", means the frequency is out of the restricted band.
6. Measurement Level = Reading Level + Correct Factor.
7. The average measurement was not performed when the peak measured data under the limit of average detection.

Site : CB4-H	Time : 2017/02/14
Limit : FCC_SpartC_15.209_03M_PK	Margin : 6
Probe : CB4-H_FCC_EFS_B432_1-18GHz_3M_1116 - HORIZONTAL	Power : AC 120 V / 60Hz
EUT : Mimosa C5c	Note : 802.11ac(40M)_5795MHz Mode 2: Tx-Dipole ANT

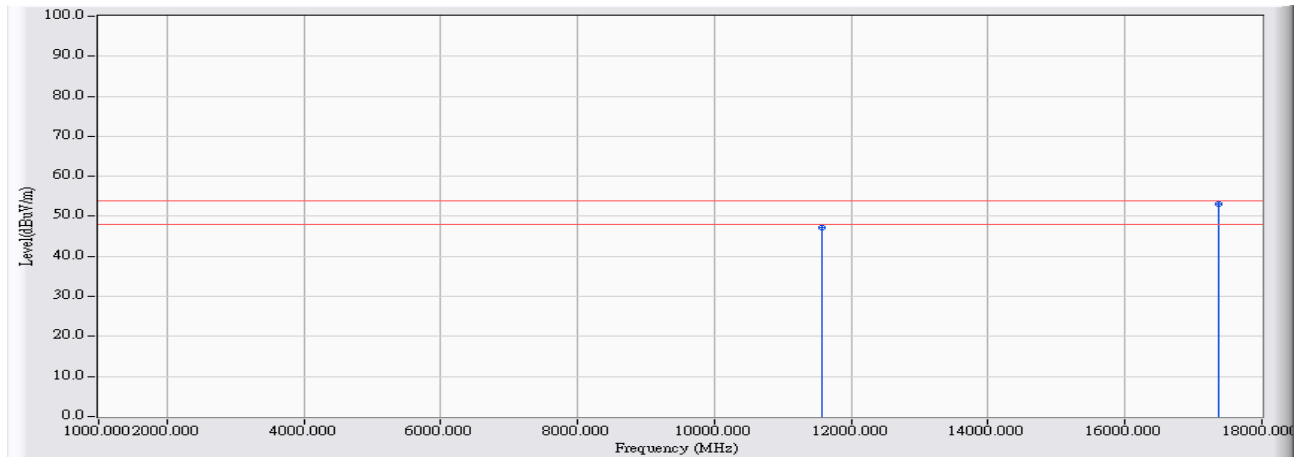


	Frequency (MHz)	Correct Factor (dB)	Reading Level (dBuV)	Measure Level (dBuV/m)	Margin (dB)	Limit (dBuV/m)	Detector Type
1	1144.000	-6.364	47.590	41.226	-32.774	74.000	PEAK
2	11589.000	21.523	37.790	59.314	-14.686	74.000	PEAK
3	* 17378.000	28.691	39.460	68.151	-5.849	74.000	PEAK

Note:

1. All Readings below 1GHz are Quasi-Peak, above 1GHz are performed with peak and/or average measurements as necessary.
2. Peak measurements: RBW = 1MHz, VBW = 1MHz, Sweep: Auto.
3. Average measurements: RBW = 1MHz, VBW = 10 Hz, Sweep: Auto.
4. " \* ", means this data is the worst emission level.
5. " # ", means the frequency is out of the restricted band.
6. Measurement Level = Reading Level + Correct Factor.
7. The average measurement was not performed when the peak measured data under the limit of average detection.

Site : CB4-H	Time : 2017/02/14
Limit : FCC_SpartC_15.209_03M_AV	Margin : 6
Probe : CB4-H_FCC_EFS_B432_1-18GHz_3M_1116 - HORIZONTAL	Power : AC 120 V / 60Hz
EUT : Mimosa C5c	Note : 802.11ac(40M)_5795MHz Mode 2: Tx-Dipole ANT



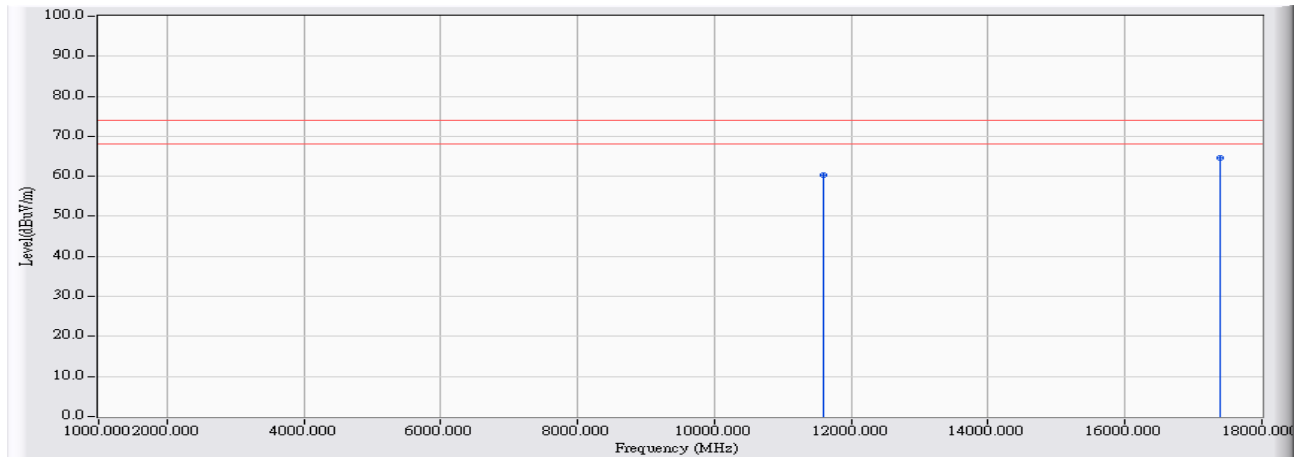
		Frequency (MHz)	Correct Factor (dB)	Reading Level (dBuV)	Measure Level (dBuV/m)	Margin (dB)	Limit (dBuV/m)	Detector Type
1		11581.000	21.524	25.550	47.073	-6.927	54.000	AVERAGE
2	*	17375.000	28.695	24.330	53.025	-0.975	54.000	AVERAGE

Note:

1. All Readings below 1GHz are Quasi-Peak, above 1GHz are performed with peak and/or average measurements as necessary.
2. Peak measurements: RBW = 1MHz, VBW = 1MHz, Sweep: Auto.
3. Average measurements: RBW = 1MHz, VBW = 10 Hz, Sweep: Auto.
4. " \* ", means this data is the worst emission level.
5. " # ", means the frequency is out of the restricted band.
6. Measurement Level = Reading Level + Correct Factor.
7. The average measurement was not performed when the peak measured data under the limit of average detection.



Site : CB4-H	Time : 2017/02/14
Limit : FCC_SpartC_15.209_03M_PK	Margin : 6
Probe : CB4-H_FCC_EFS_B432_1-18GHz_3M_1116 - VERTICAL	Power : AC 120 V / 60Hz
EUT : Mimosa C5c	Note : 802.11ac(40M)_5795MHz Mode 2: Tx-Dipole ANT

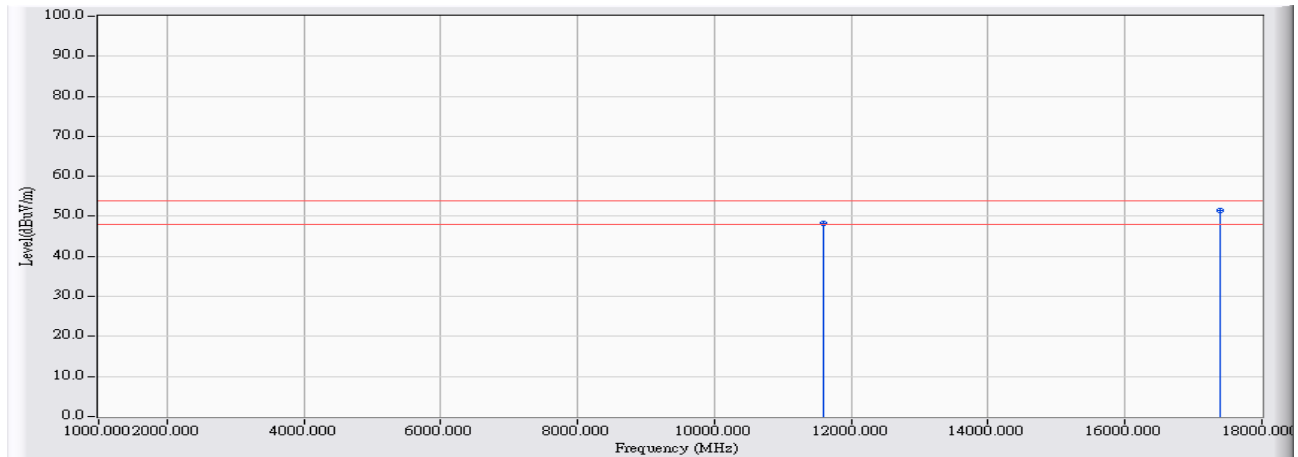


		Frequency (MHz)	Correct Factor (dB)	Reading Level (dBuV)	Measure Level (dBuV/m)	Margin (dB)	Limit (dBuV/m)	Detector Type
1		11590.000	21.524	38.810	60.334	-13.666	74.000	PEAK
2	*	17383.000	28.685	35.800	64.485	-9.515	74.000	PEAK

Note:

1. All Readings below 1GHz are Quasi-Peak, above 1GHz are performed with peak and/or average measurements as necessary.
2. Peak measurements: RBW = 1MHz, VBW = 1MHz, Sweep: Auto.
3. Average measurements: RBW = 1MHz, VBW = 10 Hz, Sweep: Auto.
4. “ \* ”, means this data is the worst emission level.
5. “ # ”, means the frequency is out of the restricted band.
6. Measurement Level = Reading Level + Correct Factor.
7. The average measurement was not performed when the peak measured data under the limit of average detection.

<b>Site : CB4-H</b>	<b>Time : 2017/02/14</b>
<b>Limit : FCC_SpartC_15.209_03M_AV</b>	<b>Margin : 6</b>
<b>Probe : CB4-H_FCC_EFS_B432_1-18GHz_3M_1116 - VERTICAL</b>	<b>Power : AC 120 V / 60Hz</b>
<b>EUT : Mimosa C5c</b>	<b>Note : 802.11ac(40M)_5795MHz</b> <b>Mode 2: Tx-Dipole ANT</b>

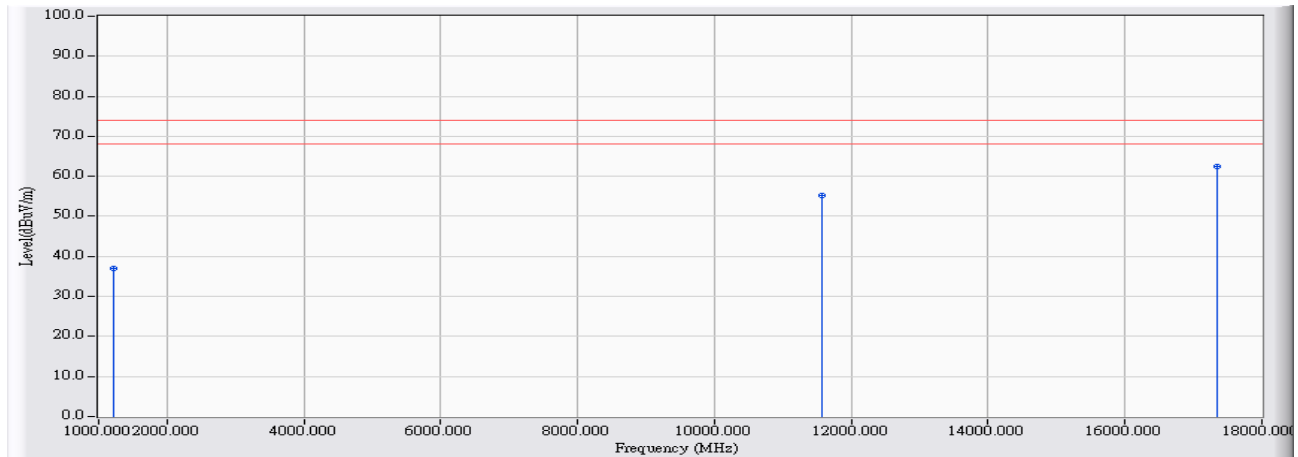


		<b>Frequency (MHz)</b>	<b>Correct Factor (dB)</b>	<b>Reading Level (dBuV)</b>	<b>Measure Level (dBuV/m)</b>	<b>Margin (dB)</b>	<b>Limit (dBuV/m)</b>	<b>Detector Type</b>
1		11590.000	21.524	26.740	48.264	-5.736	54.000	AVERAGE
2	*	17382.000	28.687	22.670	51.356	-2.644	54.000	AVERAGE

**Note:**

1. All Readings below 1GHz are Quasi-Peak, above 1GHz are performed with peak and/or average measurements as necessary.
2. Peak measurements: RBW = 1MHz, VBW = 1MHz, Sweep: Auto.
3. Average measurements: RBW = 1MHz, VBW = 10 Hz, Sweep: Auto.
4. " \* ", means this data is the worst emission level.
5. " # ", means the frequency is out of the restricted band.
6. Measurement Level = Reading Level + Correct Factor.
7. The average measurement was not performed when the peak measured data under the limit of average detection.

Site : CB4-H	Time : 2017/02/14
Limit : FCC_SpartC_15.209_03M_PK	Margin : 6
Probe : CB4-H_FCC_EFS_B432_1-18GHz_3M_1116 - HORIZONTAL	Power : AC 120 V / 60Hz
EUT : Mimosa C5c	Note : 802.11ac(80M)_5775MHz Mode 2: Tx-Dipole ANT

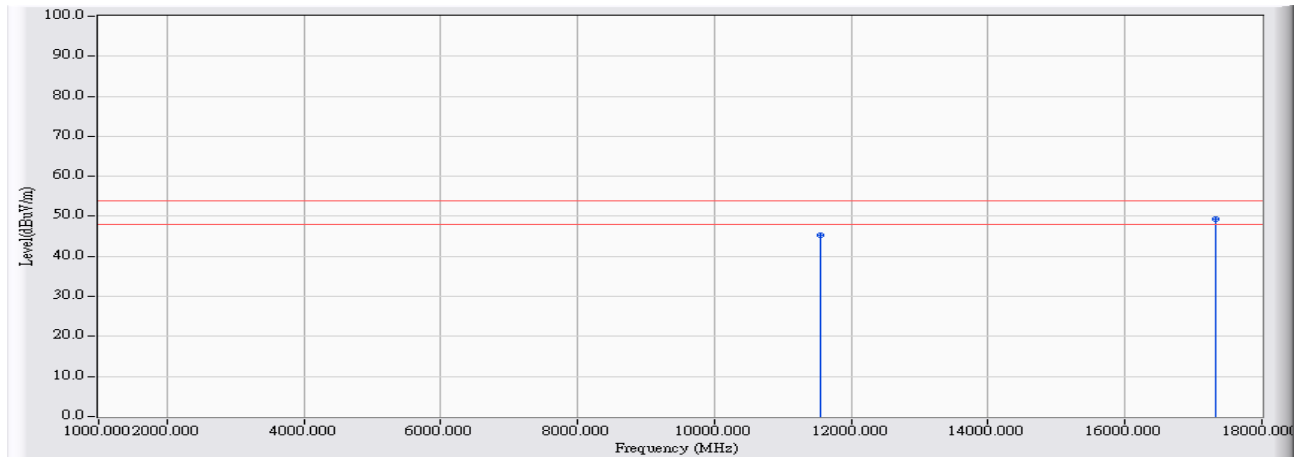


	Frequency (MHz)	Correct Factor (dB)	Reading Level (dBuV)	Measure Level (dBuV/m)	Margin (dB)	Limit (dBuV/m)	Detector Type
1	1211.000	-5.948	42.880	36.932	-37.068	74.000	PEAK
2	11566.000	21.523	33.780	55.303	-18.697	74.000	PEAK
3	* 17353.000	28.722	33.710	62.432	-11.568	74.000	PEAK

Note:

1. All Readings below 1GHz are Quasi-Peak, above 1GHz are performed with peak and/or average measurements as necessary.
2. Peak measurements: RBW = 1MHz, VBW = 1MHz, Sweep: Auto.
3. Average measurements: RBW = 1MHz, VBW = 10 Hz, Sweep: Auto.
4. " \* ", means this data is the worst emission level.
5. " # ", means the frequency is out of the restricted band.
6. Measurement Level = Reading Level + Correct Factor.
7. The average measurement was not performed when the peak measured data under the limit of average detection.

Site : CB4-H	Time : 2017/02/14
Limit : FCC_SpartC_15.209_03M_AV	Margin : 6
Probe : CB4-H_FCC_EFS_B432_1-18GHz_3M_1116 - HORIZONTAL	Power : AC 120 V / 60Hz
EUT : Mimosa C5c	Note : 802.11ac(80M)_5775MHz Mode 2: Tx-Dipole ANT

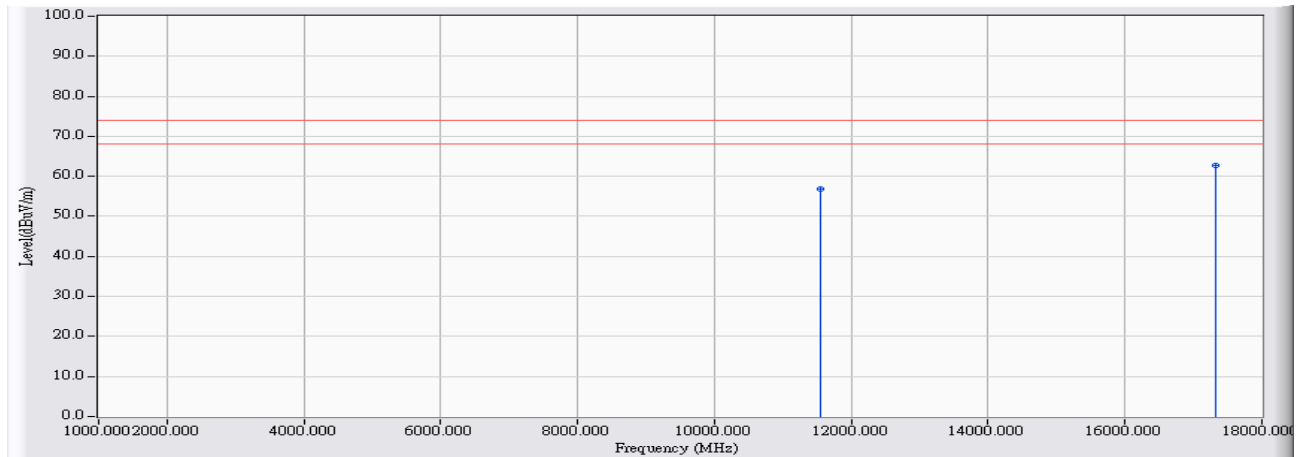


		Frequency (MHz)	Correct Factor (dB)	Reading Level (dBuV)	Measure Level (dBuV/m)	Margin (dB)	Limit (dBuV/m)	Detector Type
1		11550.000	21.522	23.880	45.402	-8.598	54.000	AVERAGE
2	*	17324.000	28.758	20.580	49.338	-4.662	54.000	AVERAGE

Note:

1. All Readings below 1GHz are Quasi-Peak, above 1GHz are performed with peak and/or average measurements as necessary.
2. Peak measurements: RBW = 1MHz, VBW = 1MHz, Sweep: Auto.
3. Average measurements: RBW = 1MHz, VBW = 10 Hz, Sweep: Auto.
4. " \* ", means this data is the worst emission level.
5. " # ", means the frequency is out of the restricted band.
6. Measurement Level = Reading Level + Correct Factor.
7. The average measurement was not performed when the peak measured data under the limit of average detection.

Site : CB4-H	Time : 2017/02/14
Limit : FCC_SpartC_15.209_03M_PK	Margin : 6
Probe : CB4-H_FCC_EFS_B432_1-18GHz_3M_1116 - VERTICAL	Power : AC 120 V / 60Hz
EUT : Mimosa C5c	Note : 802.11ac(80M)_5775MHz Mode 2: Tx-Dipole ANT

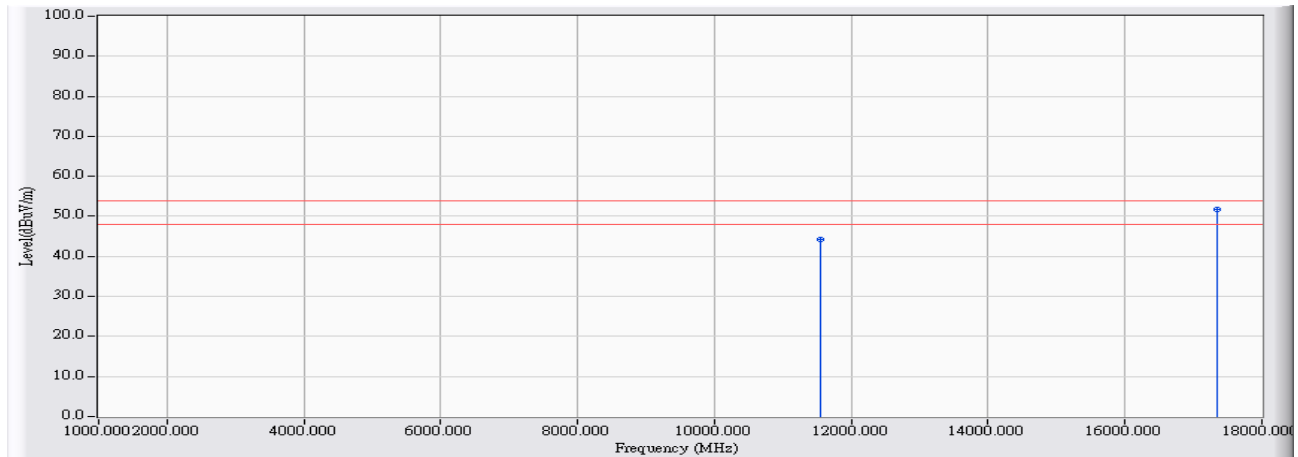


		Frequency (MHz)	Correct Factor (dB)	Reading Level (dBuV)	Measure Level (dBuV/m)	Margin (dB)	Limit (dBuV/m)	Detector Type
1		11549.000	21.522	35.220	56.742	-17.258	74.000	PEAK
2	*	17325.000	28.757	34.010	62.767	-11.233	74.000	PEAK

Note:

1. All Readings below 1GHz are Quasi-Peak, above 1GHz are performed with peak and/or average measurements as necessary.
2. Peak measurements: RBW = 1MHz, VBW = 1MHz, Sweep: Auto.
3. Average measurements: RBW = 1MHz, VBW = 10 Hz, Sweep: Auto.
4. " \* ", means this data is the worst emission level.
5. " # ", means the frequency is out of the restricted band.
6. Measurement Level = Reading Level + Correct Factor.
7. The average measurement was not performed when the peak measured data under the limit of average detection.

Site : CB4-H	Time : 2017/02/14
Limit : FCC_SpartC_15.209_03M_AV	Margin : 6
Probe : CB4-H_FCC_EFS_B432_1-18GHz_3M_1116 - VERTICAL	Power : AC 120 V / 60Hz
EUT : Mimosa C5c	Note : 802.11ac(80M)_5775MHz Mode 2: Tx-Dipole ANT



		Frequency (MHz)	Correct Factor (dB)	Reading Level (dBuV)	Measure Level (dBuV/m)	Margin (dB)	Limit (dBuV/m)	Detector Type
1		11549.000	21.522	22.620	44.142	-9.858	54.000	AVERAGE
2	*	17343.000	28.734	22.880	51.615	-2.385	54.000	AVERAGE

Note:

1. All Readings below 1GHz are Quasi-Peak, above 1GHz are performed with peak and/or average measurements as necessary.
2. Peak measurements: RBW = 1MHz, VBW = 1MHz, Sweep: Auto.
3. Average measurements: RBW = 1MHz, VBW = 10 Hz, Sweep: Auto.
4. " \* ", means this data is the worst emission level.
5. " # ", means the frequency is out of the restricted band.
6. Measurement Level = Reading Level + Correct Factor.
7. The average measurement was not performed when the peak measured data under the limit of average detection.

## 7. Band Edge

### 7.1. Test Equipment

The following test equipments are used during the band edge tests:

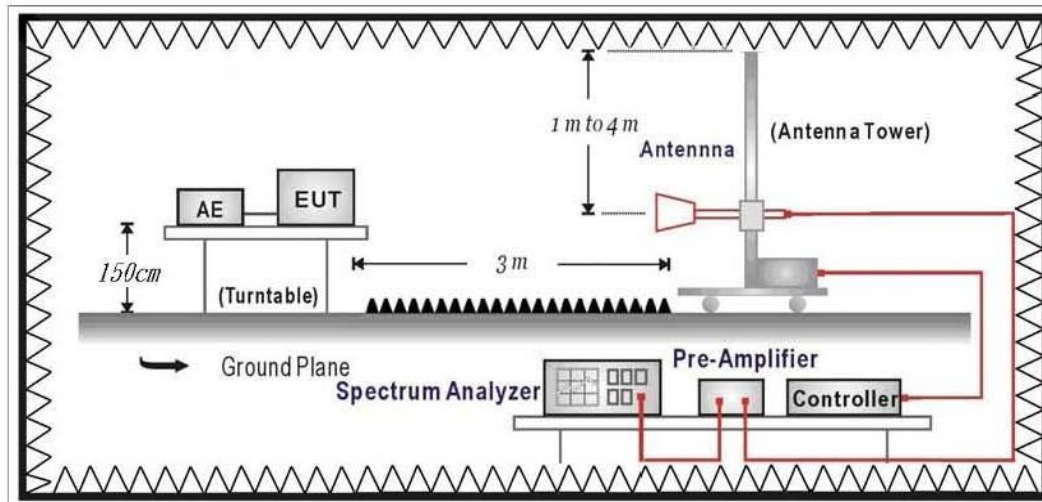
Band Edge / CB4-H

Instrument	Manufacturer	Model No.	Serial No	Next Cal. Date
Horn Antenna	Schwarzbeck	BBHA 9120	D312	2017/10/25
Signal & Spectrum Analyzer	R&S	FSV40	101049	2018/01/22

Note: All equipments that need to calibrate are with calibration period of 1 year.

### 7.2. Test Setup

RF Radiated Measurement:



### 7.3. Limits

#### ➤ General Radiated Emission Limits

The provisions of Section 15.205 of this part apply to intentional radiators operating under this section. Radiated emissions which fall in the restricted bands, as defined in Section 15.205, must also comply with the radiated emission limits specified in Section 15.209:

<b>FCC Part 15 Subpart C Paragraph 15.209 Limits</b>		
Frequency MHz	uV/m @3m	dBuV/m@3m
30-88	100	40
88-216	150	43.5
216-960	200	46
Above 960	500	54

Remark:

1. RF Voltage (dBuV) = 20 log RF Voltage (uV)
2. In the Above Table, the tighter limit applies at the band edges.
3. Distance refers to the distance in meters between the measuring instrument antenna and the closed point of any part of the device or system.

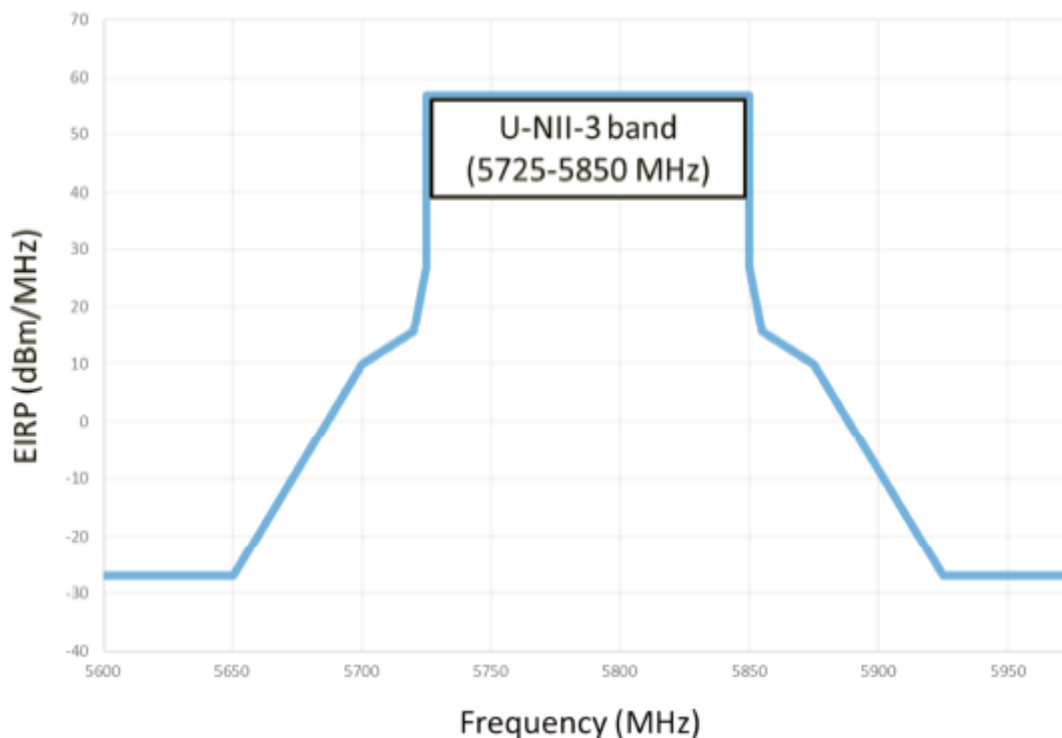
#### ➤ Unwanted Emission out of the restricted bands Limits

<b>FCC Part 15 Subpart E Paragraph 15.407(b) Limits</b>		
Frequency (MHz)	EIRP Limit (dBm)	Equivalent Field Strength (dBuV/m@3m)
5150~5250	-27	68.3
5250~5350	-27	68.3
5470~5725	-27	68.3



4. For transmitters operating in the 5.725-5.85 GHz band

- (i) All emissions shall be limited to a level of -27 dBm/MHz at 75 MHz or more above or below the band edge increasing linearly to 10 dBm/MHz at 25 MHz above or below the band edge, and from 25 MHz above or below the band edge increasing linearly to a level of 15.6 dBm/MHz at 5 MHz above or below the band edge, and from 5 MHz above or below the band edge increasing linearly to a level of 27dBm/MHz at the band edge.
- (ii) Devices certified before March 2, 2017 with antenna gain greater than 10 dBi may demonstrate compliance with the emission limits in Section 15.247(d), but manufacturing, marketing and importing of devices certified under this alternative must cease by March 2, 2018. Devices certified before March 2, 2018 with antenna gain of 10 dBi or less may demonstrate compliance with the emission limits in Section 15.247(d), but manufacturing, marketing and importing of devices certified under this alternative must cease before March 2, 2020.



Remark:

1. For frequencies more than 10 MHz above or below the band edges.
2. For frequency range from the band edges to 10 MHz above or below the band edges.

3. 
$$uV/m = \frac{1000000\sqrt{30 \times EIRP}}{3}$$
, RF Voltage (dBuV/m) = 20 log RF Voltage (uV/m)

#### **7.4. Test Procedure**

The EUT and its simulators are placed on a turn table which is 1.5 meter above ground. The turn table can rotate 360 degrees to determine the position of the maximum emission level. The EUT was positioned such that the distance from antenna to the EUT was 3 meters.

The antenna can move up and down between 1 meter and 4 meters to find out the maximum emission level.

Both horizontal and vertical polarization of the antenna are set on measurement. In order to find the maximum emission, all of the interface cables must be manipulated according to ANSI C63.10: 2013 on radiated measurement.

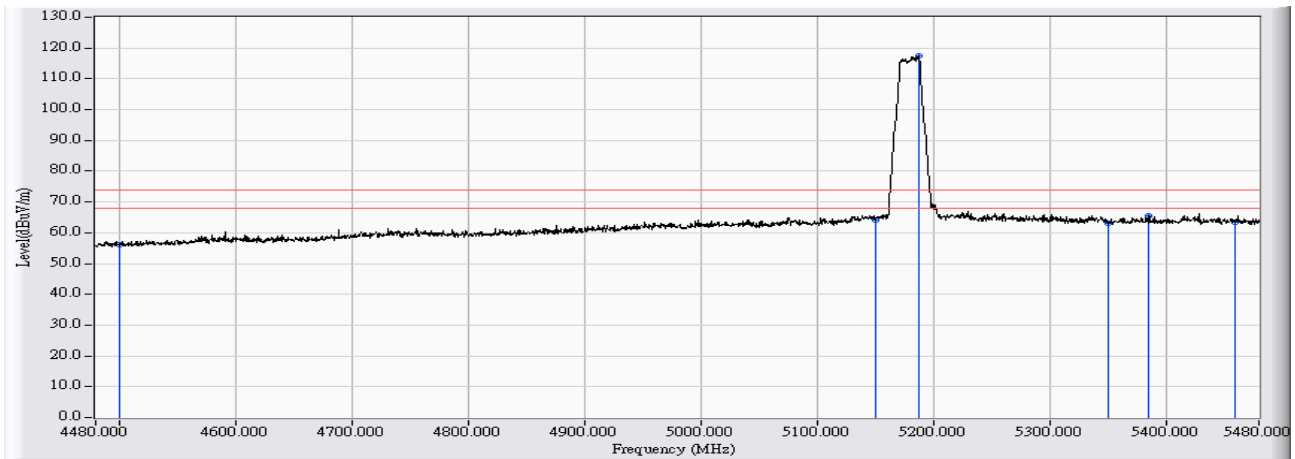
The bandwidth below 1GHz setting on the field strength meter is 120 KHz, above 1GHz are 1 MHz.

#### **7.5. Uncertainty**

The measurement uncertainty is defined as  $\pm 3.65\text{dB}$

### 7.6. Test Result

Site : CB4-H	Time : 2017/01/10
Limit : FCC_SpartC_15.209_03M_PK	Margin : 6
Probe : CB4-H_FCC_EFS_B432_1-18GHz_3M_1116 - HORIZONTAL	Power : AC 120 V / 60Hz
EUT : Mimosa C5c	Note : 802.11ac(20M)_5180MHz Mode 1: Tx-Dish ANT

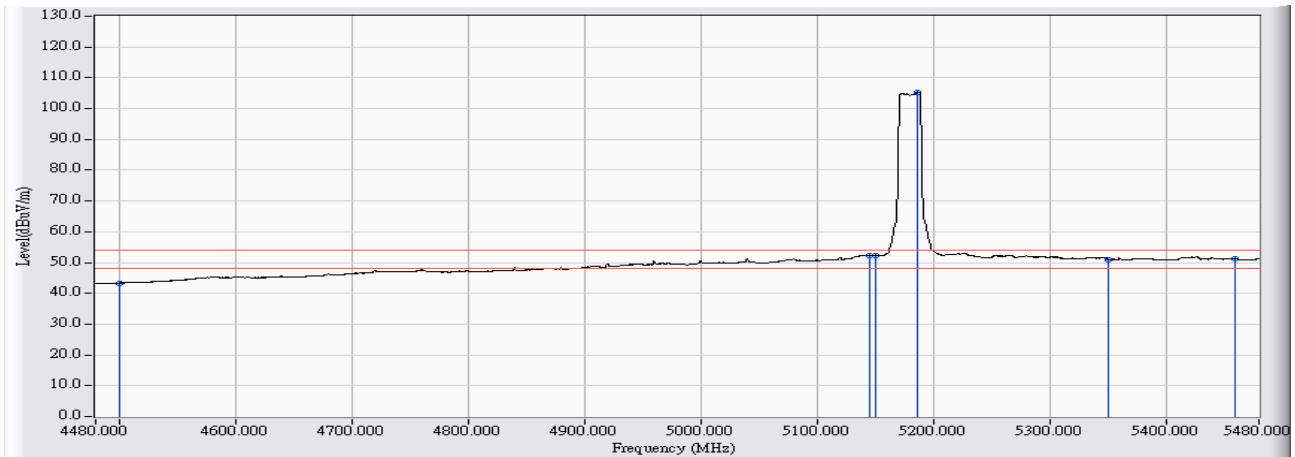


	Frequency (MHz)	Correct Factor (dB)	Reading Level (dBuV)	Measure Level (dBuV/m)	Margin (dB)	Limit (dBuV/m)	Detector Type
1	4500.000	23.279	32.893	56.172	-17.828	74.000	PEAK
2	5150.000	24.745	39.493	64.238	-9.762	74.000	PEAK
3	* 5187.500	24.794	92.670	117.464	43.464	74.000	PEAK
4	5350.000	24.980	38.110	63.090	-10.910	74.000	PEAK
5	5385.000	25.022	40.448	65.470	-8.530	74.000	PEAK
6	5460.000	25.118	38.483	63.601	-10.399	74.000	PEAK

Note:

1. All readings above 1GHz are performed with peak and/or average measurements as necessary.
2. Peak measurements: RBW = 1MHz, VBW = 1MHz, Sweep: Auto.
3. Average measurements: RBW = 1MHz, VBW = 10 Hz, Sweep: Auto.
4. “ \* ”, means this data is the worst emission level.
5. Measurement Level = Reading Level + Correct Factor.
6. The average measurement was not performed when the peak measured data under the limit of average detection.

<b>Site : CB4-H</b>	<b>Time : 2017/01/10</b>
<b>Limit : FCC_SpartC_15.209_03M_AV</b>	<b>Margin : 6</b>
<b>Probe : CB4-H_FCC_EFS_B432_1-18GHz_3M_1116 - HORIZONTAL</b>	<b>Power : AC 120 V / 60Hz</b>
<b>EUT : Mimosa C5c</b>	<b>Note : 802.11ac(20M)_5180MHz</b> <b>Mode 1: Tx-Dish ANT</b>

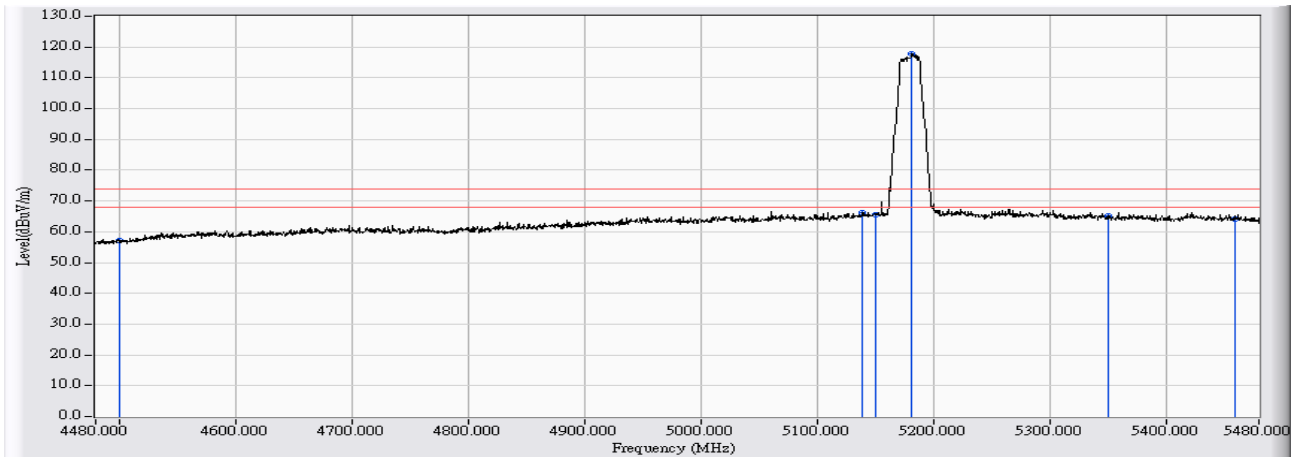


	Frequency (MHz)	Correct Factor (dB)	Reading Level (dBuV)	Measure Level (dBuV/m)	Margin (dB)	Limit (dBuV/m)	Detector Type
1	4500.000	23.279	20.099	43.378	-10.622	54.000	AVERAGE
2	5145.000	24.739	27.474	52.212	-1.788	54.000	AVERAGE
3	5150.000	24.745	27.512	52.257	-1.743	54.000	AVERAGE
4	* 5187.000	24.794	80.568	105.361	51.361	54.000	AVERAGE
5	5350.000	24.980	26.068	51.048	-2.952	54.000	AVERAGE
6	5460.000	25.118	25.991	51.109	-2.891	54.000	AVERAGE

**Note:**

1. All readings above 1GHz are performed with peak and/or average measurements as necessary.
2. Peak measurements: RBW = 1MHz, VBW = 1MHz, Sweep: Auto.
3. Average measurements: RBW = 1MHz, VBW = 10 Hz, Sweep: Auto.
4. “ \* ”, means this data is the worst emission level.
5. Measurement Level = Reading Level + Correct Factor.
6. The average measurement was not performed when the peak measured data under the limit of average detection.

Site : CB4-H	Time : 2017/01/10
Limit : FCC_SpartC_15.209_03M_PK	Margin : 6
Probe : CB4-H_FCC_EFS_B432_1-18GHz_3M_1116 - VERTICAL	Power : AC 120 V / 60Hz
EUT : Mimosa C5c	Note : 802.11ac(20M)_5180MHz Mode 1: Tx-Dish ANT

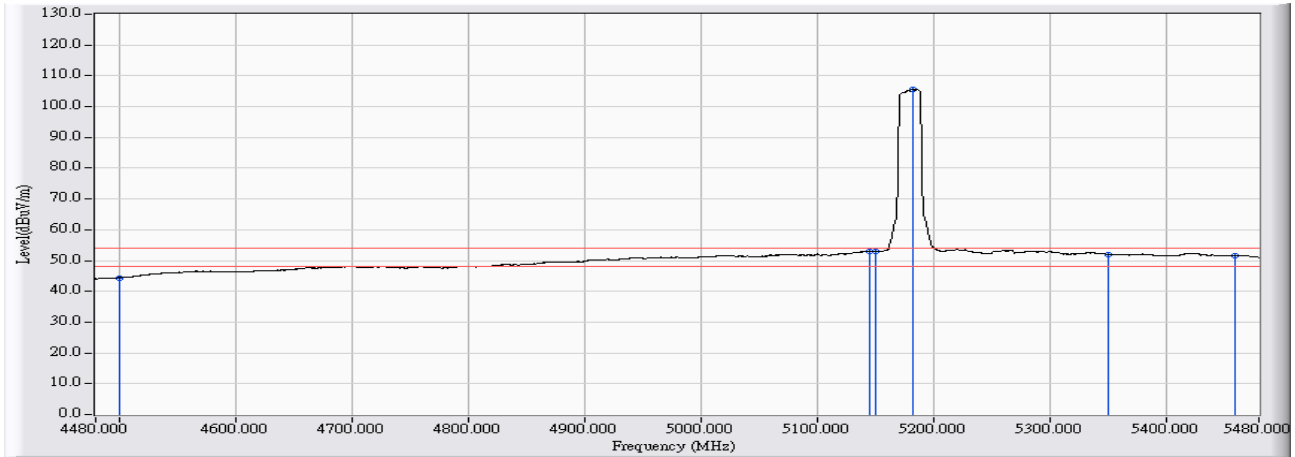


	Frequency (MHz)	Correct Factor (dB)	Reading Level (dBuV)	Measure Level (dBuV/m)	Margin (dB)	Limit (dBuV/m)	Detector Type
1	4500.000	23.279	33.915	57.194	-16.806	74.000	PEAK
2	5139.500	24.731	41.390	66.121	-7.879	74.000	PEAK
3	5150.000	24.745	40.608	65.353	-8.647	74.000	PEAK
4	* 5181.500	24.787	92.974	117.760	43.760	74.000	PEAK
5	5350.000	24.980	40.368	65.348	-8.652	74.000	PEAK
6	5460.000	25.118	39.041	64.159	-9.841	74.000	PEAK

Note:

1. All readings above 1GHz are performed with peak and/or average measurements as necessary.
2. Peak measurements: RBW = 1MHz, VBW = 1MHz, Sweep: Auto.
3. Average measurements: RBW = 1MHz, VBW = 10 Hz, Sweep: Auto.
4. “ \* ”, means this data is the worst emission level.
5. Measurement Level = Reading Level + Correct Factor.
6. The average measurement was not performed when the peak measured data under the limit of average detection.

<b>Site : CB4-H</b>	<b>Time : 2017/01/10</b>
<b>Limit : FCC_SpartC_15.209_03M_AV</b>	<b>Margin : 6</b>
<b>Probe : CB4-H_FCC_EFS_B432_1-18GHz_3M_1116 - VERTICAL</b>	<b>Power : AC 120 V / 60Hz</b>
<b>EUT : Mimosa C5c</b>	<b>Note : 802.11ac(20M)_5180MHz</b> <b>Mode 1: Tx-Dish ANT</b>

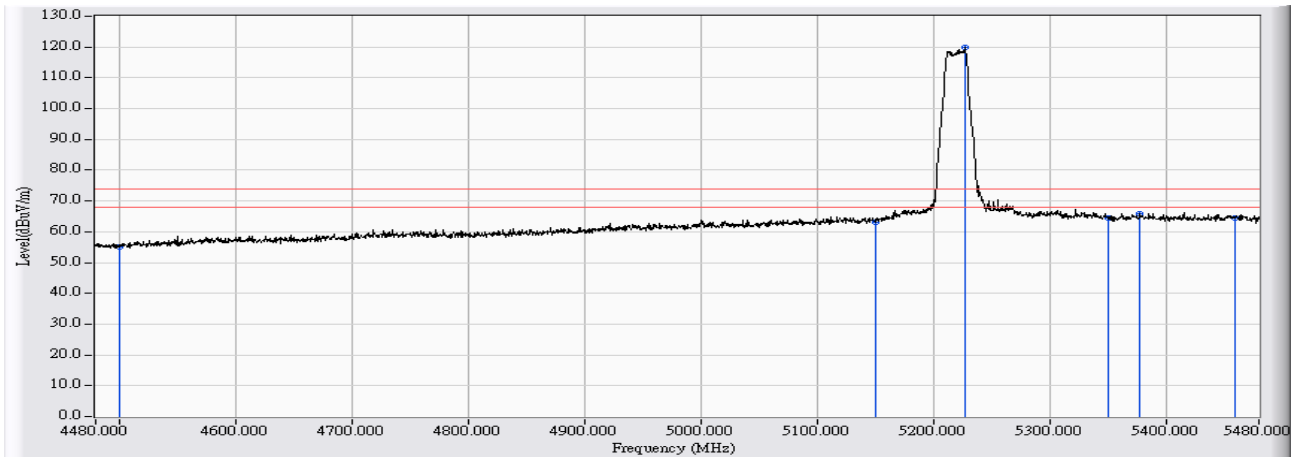


	<b>Frequency (MHz)</b>	<b>Correct Factor (dB)</b>	<b>Reading Level (dBuV)</b>	<b>Measure Level (dBuV/m)</b>	<b>Margin (dB)</b>	<b>Limit (dBuV/m)</b>	<b>Detector Type</b>
1	4500.000	23.279	21.140	44.419	-9.581	54.000	AVERAGE
2	5146.000	24.740	28.372	53.112	-0.888	54.000	AVERAGE
3	5150.000	24.745	28.115	52.860	-1.140	54.000	AVERAGE
4	* 5182.000	24.787	80.851	105.638	51.638	54.000	AVERAGE
5	5350.000	24.980	26.919	51.899	-2.101	54.000	AVERAGE
6	5460.000	25.118	26.480	51.598	-2.402	54.000	AVERAGE

**Note:**

1. All readings above 1GHz are performed with peak and/or average measurements as necessary.
2. Peak measurements: RBW = 1MHz, VBW = 1MHz, Sweep: Auto.
3. Average measurements: RBW = 1MHz, VBW = 10 Hz, Sweep: Auto.
4. “ \* ”, means this data is the worst emission level.
5. Measurement Level = Reading Level + Correct Factor.
6. The average measurement was not performed when the peak measured data under the limit of average detection.

Site : CB4-H	Time : 2017/01/10
Limit : FCC_SpartC_15.209_03M_PK	Margin : 6
Probe : CB4-H_FCC_EFS_B432_1-18GHz_3M_1116 - HORIZONTAL	Power : AC 120 V / 60Hz
EUT : Mimosa C5c	Note : 802.11ac(20M)_5220MHz Mode 1: Tx-Dish ANT

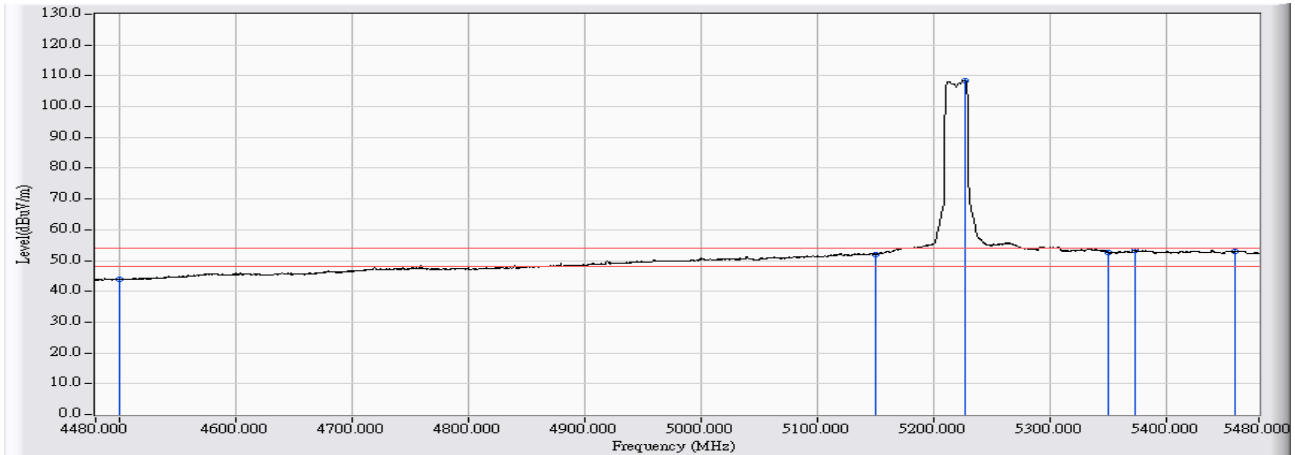


	Frequency (MHz)	Correct Factor (dB)	Reading Level (dBuV)	Measure Level (dBuV/m)	Margin (dB)	Limit (dBuV/m)	Detector Type
1	4500.000	23.279	31.753	55.032	-18.968	74.000	PEAK
2	5150.000	24.745	38.438	63.183	-10.817	74.000	PEAK
3	* 5227.500	24.840	95.001	119.841	45.841	74.000	PEAK
4	5350.000	24.980	39.615	64.595	-9.405	74.000	PEAK
5	5377.500	25.013	40.985	65.998	-8.002	74.000	PEAK
6	5460.000	25.118	39.273	64.391	-9.609	74.000	PEAK

Note:

1. All readings above 1GHz are performed with peak and/or average measurements as necessary.
2. Peak measurements: RBW = 1MHz, VBW = 1MHz, Sweep: Auto.
3. Average measurements: RBW = 1MHz, VBW = 10 Hz, Sweep: Auto.
4. “ \* ”, means this data is the worst emission level.
5. Measurement Level = Reading Level + Correct Factor.
6. The average measurement was not performed when the peak measured data under the limit of average detection.

<b>Site : CB4-H</b>	<b>Time : 2017/01/10</b>
<b>Limit : FCC_SpartC_15.209_03M_AV</b>	<b>Margin : 6</b>
<b>Probe : CB4-H_FCC_EFS_B432_1-18GHz_3M_1116 - HORIZONTAL</b>	<b>Power : AC 120 V / 60Hz</b>
<b>EUT : Mimosa C5c</b>	<b>Note : 802.11ac(20M)_5220MHz</b> <b>Mode 1: Tx-Dish ANT</b>



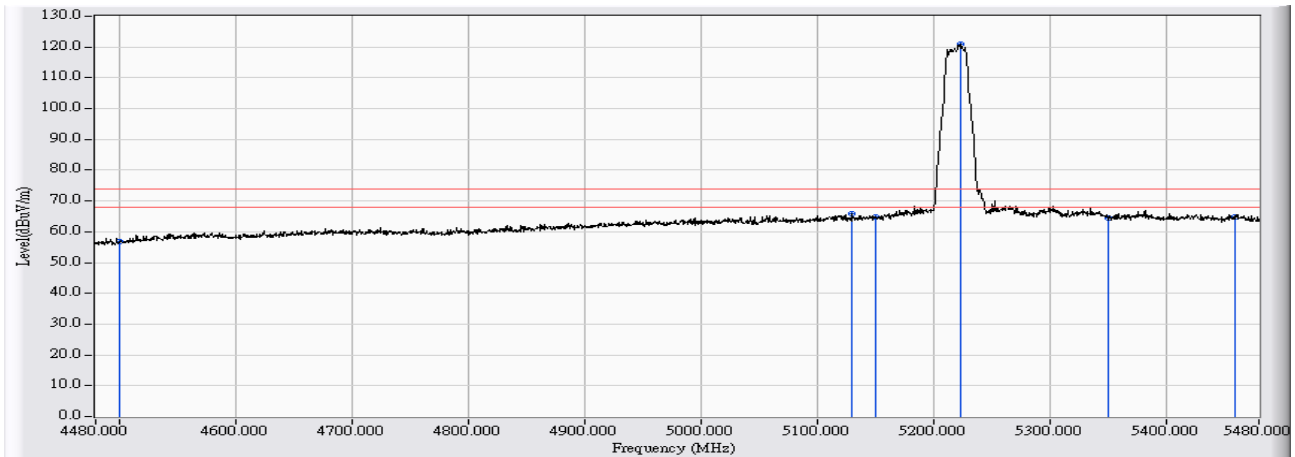
	<b>Frequency (MHz)</b>	<b>Correct Factor (dB)</b>	<b>Reading Level (dBuV)</b>	<b>Measure Level (dBuV/m)</b>	<b>Margin (dB)</b>	<b>Limit (dBuV/m)</b>	<b>Detector Type</b>
1	4500.000	23.279	20.692	43.971	-10.029	54.000	AVERAGE
2	5150.000	24.745	27.252	51.997	-2.003	54.000	AVERAGE
3	* 5228.000	24.841	83.711	108.552	54.552	54.000	AVERAGE
4	5350.000	24.980	27.717	52.697	-1.303	54.000	AVERAGE
5	5373.000	25.007	28.380	53.388	-0.612	54.000	AVERAGE
6	5460.000	25.118	27.687	52.805	-1.195	54.000	AVERAGE

**Note:**

1. All readings above 1GHz are performed with peak and/or average measurements as necessary.
2. Peak measurements: RBW = 1MHz, VBW = 1MHz, Sweep: Auto.
3. Average measurements: RBW = 1MHz, VBW = 10 Hz, Sweep: Auto.
4. “ \* ”, means this data is the worst emission level.
5. Measurement Level = Reading Level + Correct Factor.
6. The average measurement was not performed when the peak measured data under the limit of average detection.



<b>Site : CB4-H</b>	<b>Time : 2017/01/10</b>
<b>Limit : FCC_SpartC_15.209_03M_PK</b>	<b>Margin : 6</b>
<b>Probe : CB4-H_FCC_EFS_B432_1-18GHz_3M_1116 - VERTICAL</b>	<b>Power : AC 120 V / 60Hz</b>
<b>EUT : Mimosa C5c</b>	<b>Note : 802.11ac(20M)_5220MHz</b> <b>Mode 1: Tx-Dish ANT</b>

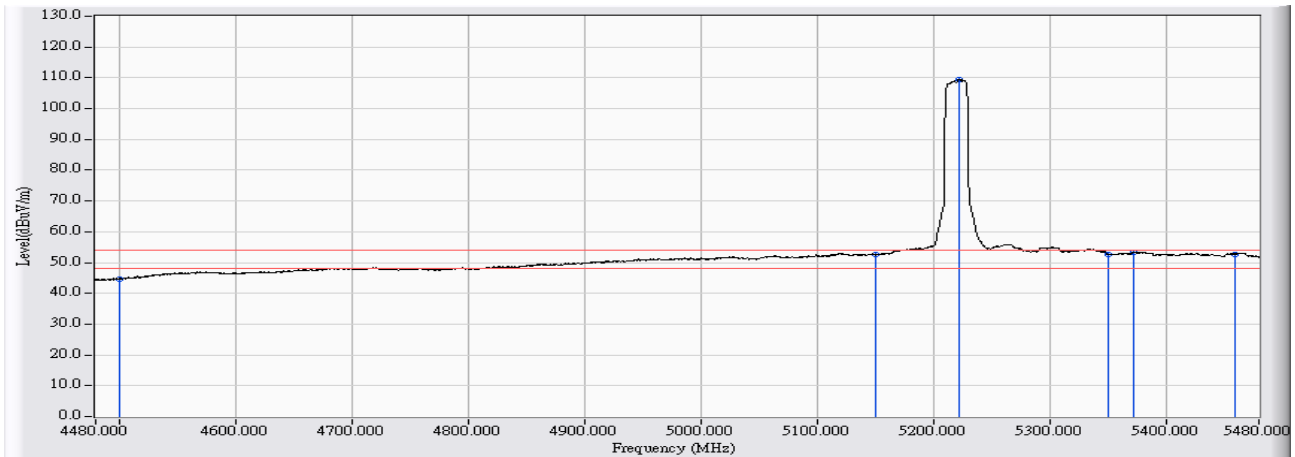


	Frequency (MHz)	Correct Factor (dB)	Reading Level (dBuV)	Measure Level (dBuV/m)	Margin (dB)	Limit (dBuV/m)	Detector Type
1	4500.000	23.279	33.538	56.817	-17.183	74.000	PEAK
2	5130.000	24.719	41.170	65.889	-8.111	74.000	PEAK
3	5150.000	24.745	39.948	64.693	-9.307	74.000	PEAK
4	* 5223.000	24.835	95.966	120.801	46.801	74.000	PEAK
5	5350.000	24.980	39.512	64.492	-9.508	74.000	PEAK
6	5460.000	25.118	39.575	64.693	-9.307	74.000	PEAK

**Note:**

1. All readings above 1GHz are performed with peak and/or average measurements as necessary.
2. Peak measurements: RBW = 1MHz, VBW = 1MHz, Sweep: Auto.
3. Average measurements: RBW = 1MHz, VBW = 10 Hz, Sweep: Auto.
4. “ \* ”, means this data is the worst emission level.
5. Measurement Level = Reading Level + Correct Factor.
6. The average measurement was not performed when the peak measured data under the limit of average detection.

<b>Site : CB4-H</b>	<b>Time : 2017/01/10</b>
<b>Limit : FCC_SpartC_15.209_03M_AV</b>	<b>Margin : 6</b>
<b>Probe : CB4-H_FCC_EFS_B432_1-18GHz_3M_1116 - VERTICAL</b>	<b>Power : AC 120 V / 60Hz</b>
<b>EUT : Mimosa C5c</b>	<b>Note : 802.11ac(20M)_5220MHz</b> <b>Mode 1: Tx-Dish ANT</b>

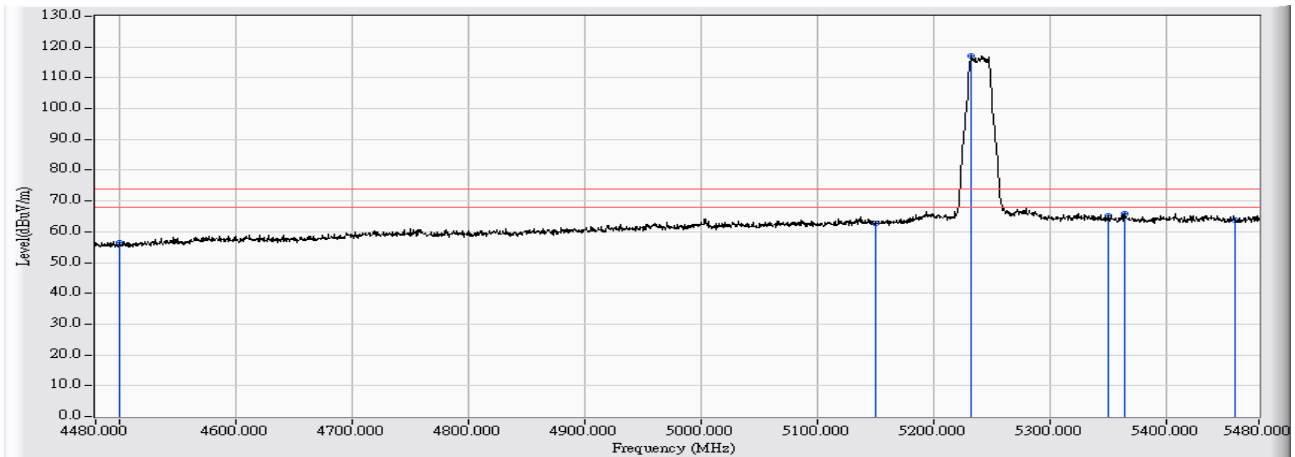


	<b>Frequency (MHz)</b>	<b>Correct Factor (dB)</b>	<b>Reading Level (dBuV)</b>	<b>Measure Level (dBuV/m)</b>	<b>Margin (dB)</b>	<b>Limit (dBuV/m)</b>	<b>Detector Type</b>
1	4500.000	23.279	21.342	44.621	-9.379	54.000	AVERAGE
2	5150.000	24.745	27.856	52.601	-1.399	54.000	AVERAGE
3	* 5222.000	24.834	84.513	109.347	55.347	54.000	AVERAGE
4	5350.000	24.980	27.670	52.650	-1.350	54.000	AVERAGE
5	5372.500	25.008	28.419	53.426	-0.574	54.000	AVERAGE
6	5460.000	25.118	27.591	52.709	-1.291	54.000	AVERAGE

**Note:**

1. All readings above 1GHz are performed with peak and/or average measurements as necessary.
2. Peak measurements: RBW = 1MHz, VBW = 1MHz, Sweep: Auto.
3. Average measurements: RBW = 1MHz, VBW = 10 Hz, Sweep: Auto.
4. “ \* ”, means this data is the worst emission level.
5. Measurement Level = Reading Level + Correct Factor.
6. The average measurement was not performed when the peak measured data under the limit of average detection.

Site : CB4-H	Time : 2017/01/10
Limit : FCC_SpartC_15.209_03M_PK	Margin : 6
Probe : CB4-H_FCC_EFS_B432_1-18GHz_3M_1116 - HORIZONTAL	Power : AC 120 V / 60Hz
EUT : Mimosa C5c	Note : 802.11ac(20M)_5240MHz Mode 1: Tx-Dish ANT

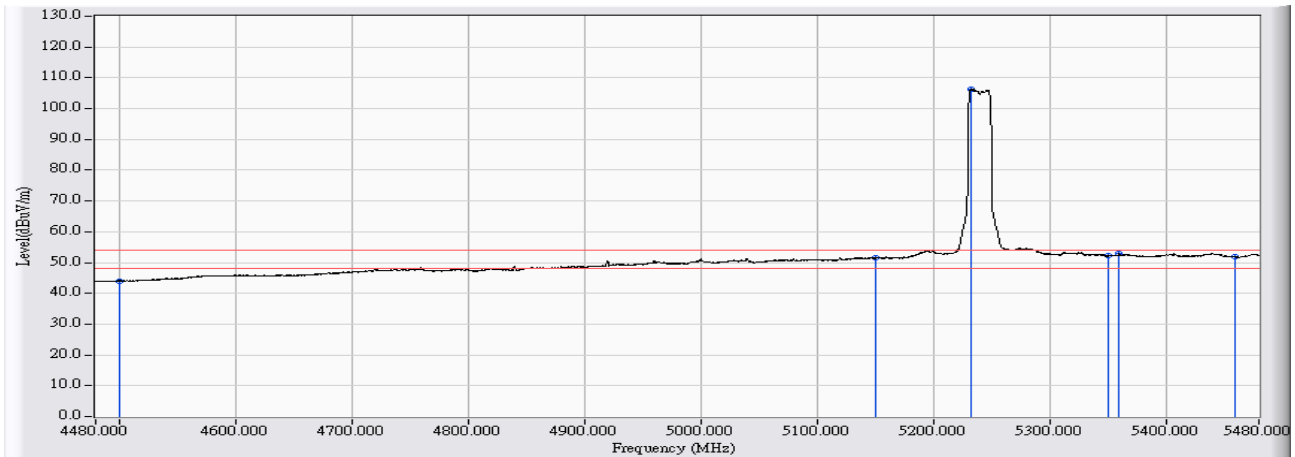


	Frequency (MHz)	Correct Factor (dB)	Reading Level (dBuV)	Measure Level (dBuV/m)	Margin (dB)	Limit (dBuV/m)	Detector Type
1	4500.000	23.279	33.054	56.333	-17.667	74.000	PEAK
2	5150.000	24.745	38.091	62.836	-11.164	74.000	PEAK
3	* 5233.000	24.846	92.386	117.232	43.232	74.000	PEAK
4	5350.000	24.980	40.255	65.235	-8.765	74.000	PEAK
5	5364.000	24.996	41.035	66.032	-7.968	74.000	PEAK
6	5460.000	25.118	38.568	63.686	-10.314	74.000	PEAK

Note:

1. All readings above 1GHz are performed with peak and/or average measurements as necessary.
2. Peak measurements: RBW = 1MHz, VBW = 1MHz, Sweep: Auto.
3. Average measurements: RBW = 1MHz, VBW = 10 Hz, Sweep: Auto.
4. “ \* ”, means this data is the worst emission level.
5. Measurement Level = Reading Level + Correct Factor.
6. The average measurement was not performed when the peak measured data under the limit of average detection.

Site : CB4-H	Time : 2017/01/10
Limit : FCC_SpartC_15.209_03M_AV	Margin : 6
Probe : CB4-H_FCC_EFS_B432_1-18GHz_3M_1116 - HORIZONTAL	Power : AC 120 V / 60Hz
EUT : Mimosa C5c	Note : 802.11ac(20M)_5240MHz Mode 1: Tx-Dish ANT

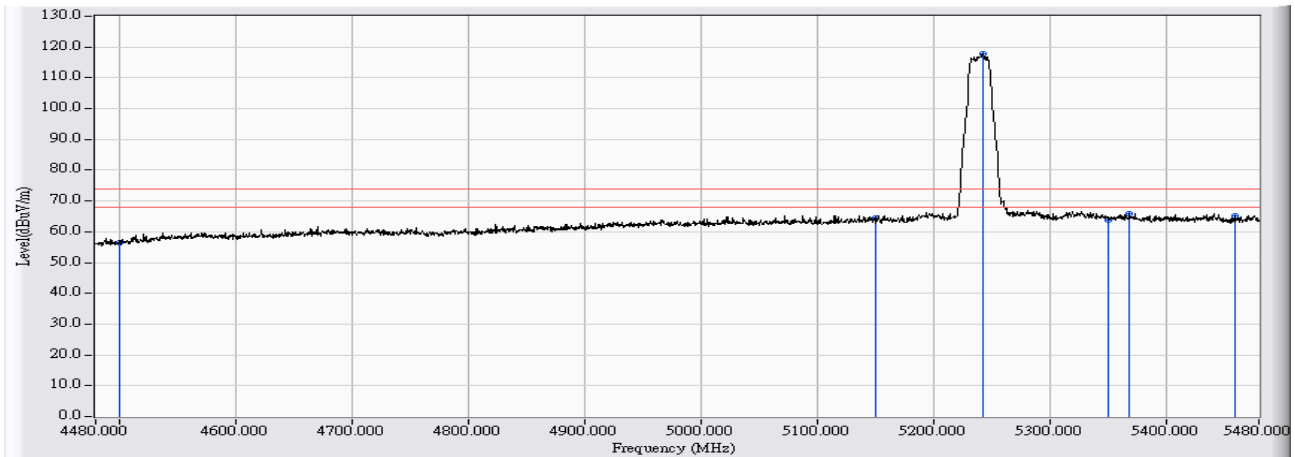


	Frequency (MHz)	Correct Factor (dB)	Reading Level (dBuV)	Measure Level (dBuV/m)	Margin (dB)	Limit (dBuV/m)	Detector Type
1	4500.000	23.279	20.802	44.081	-9.919	54.000	AVERAGE
2	5150.000	24.745	26.808	51.553	-2.447	54.000	AVERAGE
3	* 5232.500	24.846	81.373	106.219	52.219	54.000	AVERAGE
4	5350.000	24.980	27.297	52.277	-1.723	54.000	AVERAGE
5	5360.000	24.992	27.845	52.837	-1.163	54.000	AVERAGE
6	5460.000	25.118	26.699	51.817	-2.183	54.000	AVERAGE

Note:

1. All readings above 1GHz are performed with peak and/or average measurements as necessary.
2. Peak measurements: RBW = 1MHz, VBW = 1MHz, Sweep: Auto.
3. Average measurements: RBW = 1MHz, VBW = 10 Hz, Sweep: Auto.
4. " \* ", means this data is the worst emission level.
5. Measurement Level = Reading Level + Correct Factor.
6. The average measurement was not performed when the peak measured data under the limit of average detection.

Site : CB4-H	Time : 2017/01/10
Limit : FCC_SpartC_15.209_03M_PK	Margin : 6
Probe : CB4-H_FCC_EFS_B432_1-18GHz_3M_1116 - VERTICAL	Power : AC 120 V / 60Hz
EUT : Mimosa C5c	Note : 802.11ac(20M)_5240MHz Mode 1: Tx-Dish ANT

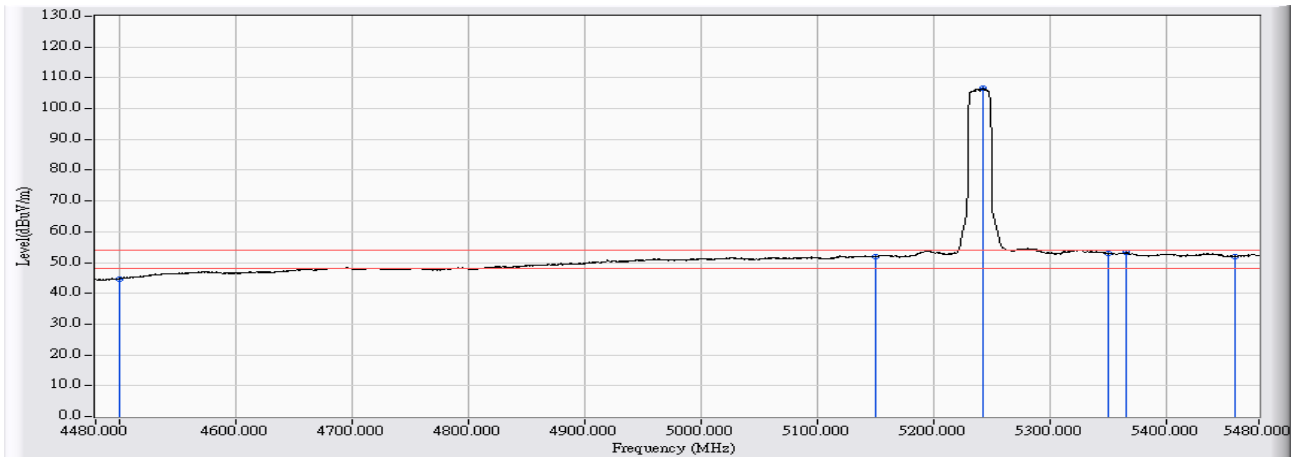


	Frequency (MHz)	Correct Factor (dB)	Reading Level (dBuV)	Measure Level (dBuV/m)	Margin (dB)	Limit (dBuV/m)	Detector Type
1	4500.000	23.279	33.096	56.375	-17.625	74.000	PEAK
2	5150.000	24.745	39.568	64.313	-9.687	74.000	PEAK
3	* 5243.000	24.857	93.052	117.909	43.909	74.000	PEAK
4	5350.000	24.980	38.816	63.796	-10.204	74.000	PEAK
5	5369.000	25.003	40.873	65.876	-8.124	74.000	PEAK
6	5460.000	25.118	40.052	65.170	-8.830	74.000	PEAK

Note:

1. All readings above 1GHz are performed with peak and/or average measurements as necessary.
2. Peak measurements: RBW = 1MHz, VBW = 1MHz, Sweep: Auto.
3. Average measurements: RBW = 1MHz, VBW = 10 Hz, Sweep: Auto.
4. " \* ", means this data is the worst emission level.
5. Measurement Level = Reading Level + Correct Factor.
6. The average measurement was not performed when the peak measured data under the limit of average detection.

Site : CB4-H	Time : 2017/01/10
Limit : FCC_SpartC_15.209_03M_AV	Margin : 6
Probe : CB4-H_FCC_EFS_B432_1-18GHz_3M_1116 - VERTICAL	Power : AC 120 V / 60Hz
EUT : Mimosa C5c	Note : 802.11ac(20M)_5240MHz Mode 1: Tx-Dish ANT

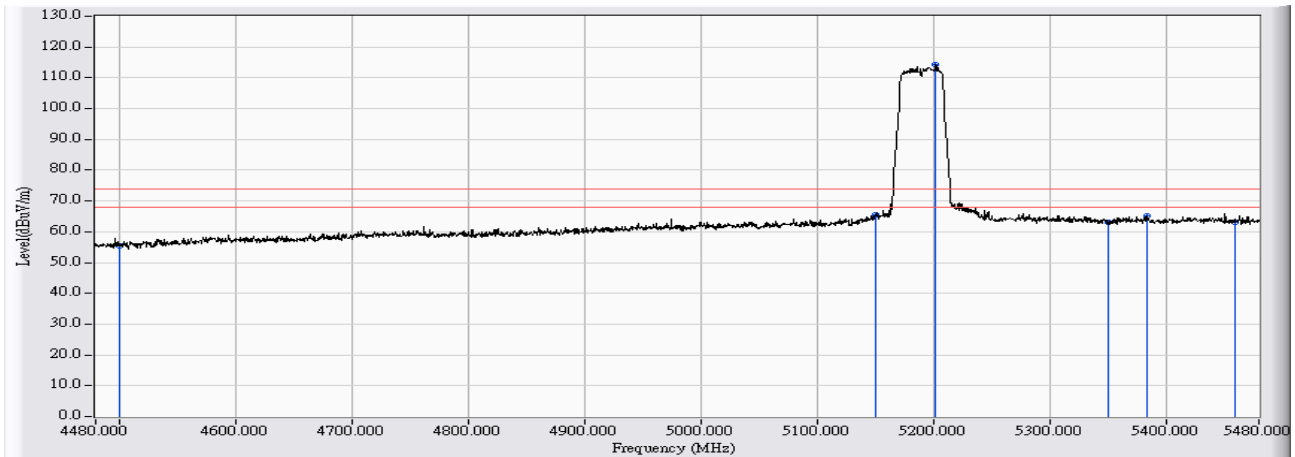


	Frequency (MHz)	Correct Factor (dB)	Reading Level (dBuV)	Measure Level (dBuV/m)	Margin (dB)	Limit (dBuV/m)	Detector Type
1	4500.000	23.279	21.449	44.728	-9.272	54.000	AVERAGE
2	5150.000	24.745	27.344	52.089	-1.911	54.000	AVERAGE
3	* 5242.500	24.857	81.675	106.532	52.532	54.000	AVERAGE
4	5350.000	24.980	27.835	52.815	-1.185	54.000	AVERAGE
5	5365.500	24.999	28.306	53.305	-0.695	54.000	AVERAGE
6	5460.000	25.118	26.897	52.015	-1.985	54.000	AVERAGE

Note:

1. All readings above 1GHz are performed with peak and/or average measurements as necessary.
2. Peak measurements: RBW = 1MHz, VBW = 1MHz, Sweep: Auto.
3. Average measurements: RBW = 1MHz, VBW = 10 Hz, Sweep: Auto.
4. “ \* ”, means this data is the worst emission level.
5. Measurement Level = Reading Level + Correct Factor.
6. The average measurement was not performed when the peak measured data under the limit of average detection.

<b>Site : CB4-H</b>	<b>Time : 2017/01/10</b>
<b>Limit : FCC_SpartC_15.209_03M_PK</b>	<b>Margin : 6</b>
<b>Probe : CB4-H_FCC_EFS_B432_1-18GHz_3M_1116 - HORIZONTAL</b>	<b>Power : AC 120 V / 60Hz</b>
<b>EUT : Mimosa C5c</b>	<b>Note : 802.11ac(40M)_5190MHz</b> <b>Mode 1: Tx-Dish ANT</b>

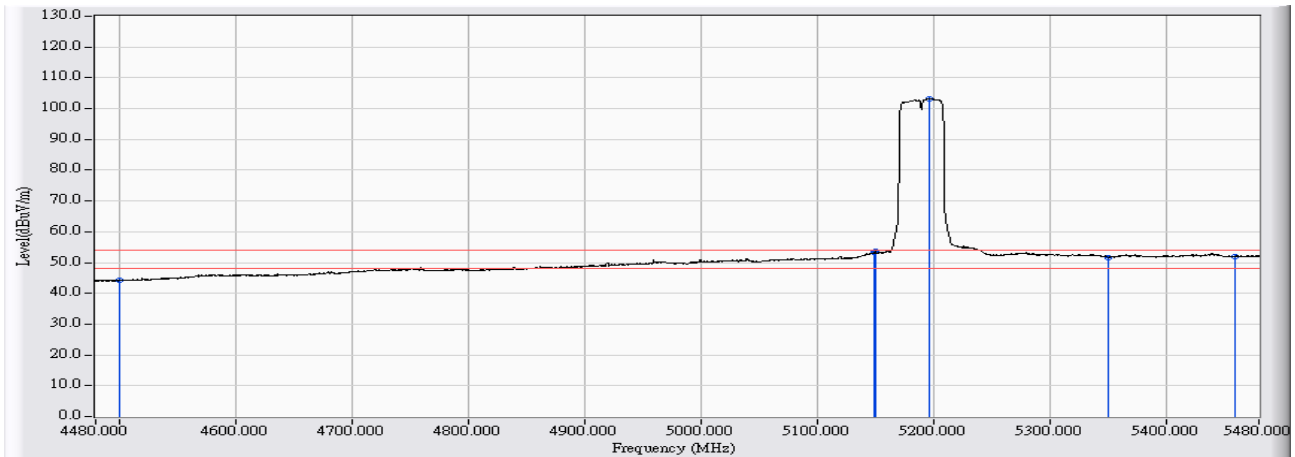


	Frequency (MHz)	Correct Factor (dB)	Reading Level (dBuV)	Measure Level (dBuV/m)	Margin (dB)	Limit (dBuV/m)	Detector Type
1	4500.000	23.279	32.182	55.461	-18.539	74.000	PEAK
2	5150.000	24.745	40.761	65.506	-8.494	74.000	PEAK
3	* 5202.000	24.812	89.599	114.411	40.411	74.000	PEAK
4	5350.000	24.980	37.978	62.958	-11.042	74.000	PEAK
5	5383.500	25.020	40.085	65.105	-8.895	74.000	PEAK
6	5460.000	25.118	37.881	62.999	-11.001	74.000	PEAK

**Note:**

1. All readings above 1GHz are performed with peak and/or average measurements as necessary.
2. Peak measurements: RBW = 1MHz, VBW = 1MHz, Sweep: Auto.
3. Average measurements: RBW = 1MHz, VBW = 10 Hz, Sweep: Auto.
4. " \* ", means this data is the worst emission level.
5. Measurement Level = Reading Level + Correct Factor.
6. The average measurement was not performed when the peak measured data under the limit of average detection.

<b>Site : CB4-H</b>	<b>Time : 2017/01/10</b>
<b>Limit : FCC_SpartC_15.209_03M_AV</b>	<b>Margin : 6</b>
<b>Probe : CB4-H_FCC_EFS_B432_1-18GHz_3M_1116 - HORIZONTAL</b>	<b>Power : AC 120 V / 60Hz</b>
<b>EUT : Mimosa C5c</b>	<b>Note : 802.11ac(40M)_5190MHz</b> <b>Mode 1: Tx-Dish ANT</b>



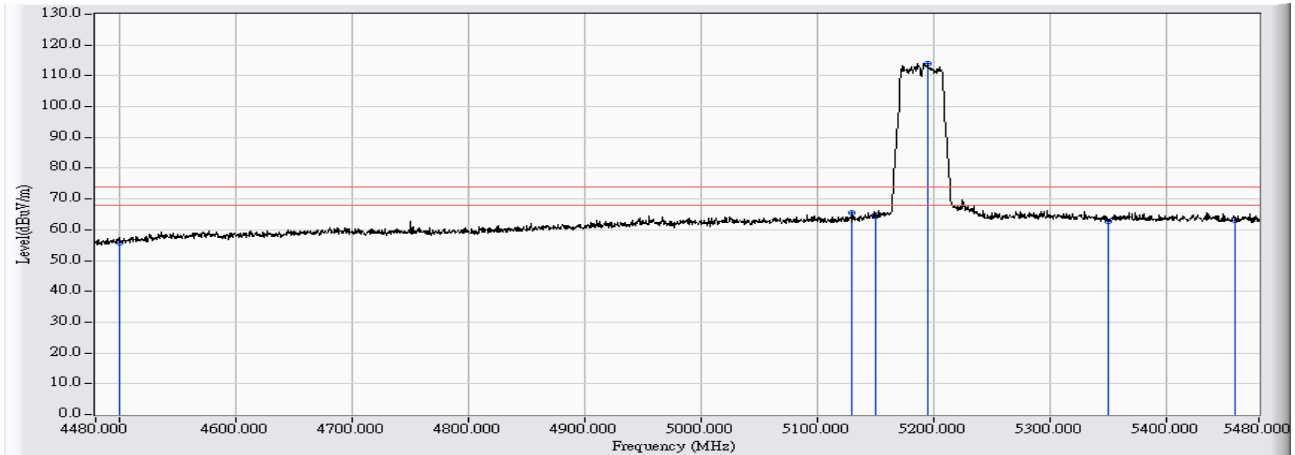
	Frequency (MHz)	Correct Factor (dB)	Reading Level (dBuV)	Measure Level (dBuV/m)	Margin (dB)	Limit (dBuV/m)	Detector Type
1	4500.000	23.279	21.017	44.296	-9.704	54.000	AVERAGE
2	5149.500	24.744	28.497	53.241	-0.759	54.000	AVERAGE
3	5150.000	24.745	28.792	53.537	-0.463	54.000	AVERAGE
4	* 5197.000	24.807	78.503	103.309	49.309	54.000	AVERAGE
5	5350.000	24.980	26.722	51.702	-2.298	54.000	AVERAGE
6	5460.000	25.118	26.754	51.872	-2.128	54.000	AVERAGE

**Note:**

1. All readings above 1GHz are performed with peak and/or average measurements as necessary.
2. Peak measurements: RBW = 1MHz, VBW = 1MHz, Sweep: Auto.
3. Average measurements: RBW = 1MHz, VBW = 10 Hz, Sweep: Auto.
4. “ \* ”, means this data is the worst emission level.
5. Measurement Level = Reading Level + Correct Factor.
6. The average measurement was not performed when the peak measured data under the limit of average detection.



Site : CB4-H	Time : 2017/01/10
Limit : FCC_SpartC_15.209_03M_PK	Margin : 6
Probe : CB4-H_FCC_EFS_B432_1-18GHz_3M_1116 - VERTICAL	Power : AC 120 V / 60Hz
EUT : Mimosa C5c	Note : 802.11ac(40M)_5190MHz Mode 1: Tx-Dish ANT

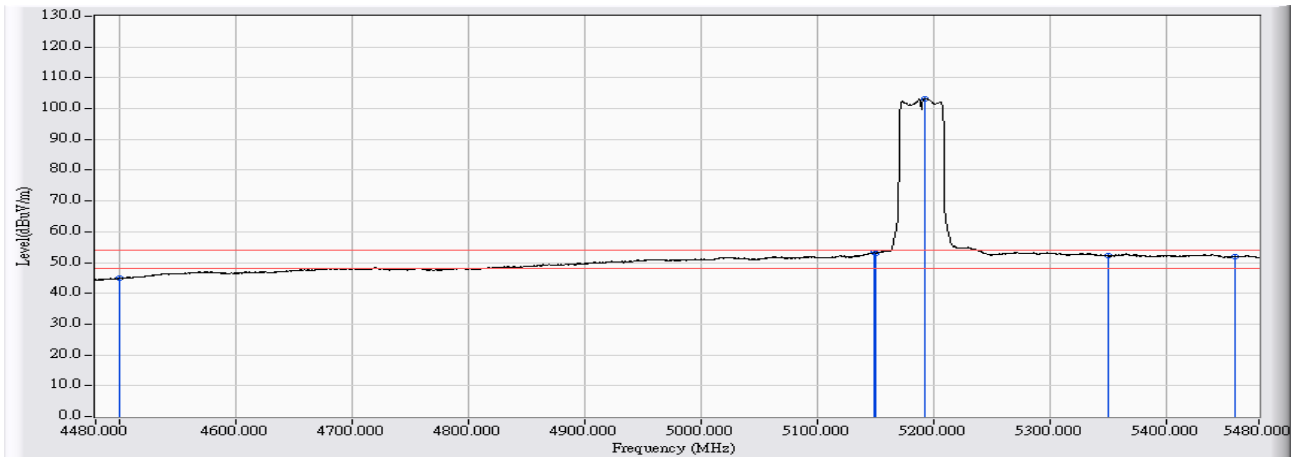


	Frequency (MHz)	Correct Factor (dB)	Reading Level (dBuV)	Measure Level (dBuV/m)	Margin (dB)	Limit (dBuV/m)	Detector Type
1	4500.000	23.279	32.618	55.897	-18.103	74.000	PEAK
2	5130.000	24.719	40.641	65.360	-8.640	74.000	PEAK
3	5150.000	24.745	40.072	64.817	-9.183	74.000	PEAK
4	* 5195.000	24.803	89.193	113.996	39.996	74.000	PEAK
5	5350.000	24.980	37.786	62.766	-11.234	74.000	PEAK
6	5460.000	25.118	37.808	62.926	-11.074	74.000	PEAK

Note:

1. All readings above 1GHz are performed with peak and/or average measurements as necessary.
2. Peak measurements: RBW = 1MHz, VBW = 1MHz, Sweep: Auto.
3. Average measurements: RBW = 1MHz, VBW = 10 Hz, Sweep: Auto.
4. " \* ", means this data is the worst emission level.
5. Measurement Level = Reading Level + Correct Factor.
6. The average measurement was not performed when the peak measured data under the limit of average detection.

Site : CB4-H	Time : 2017/01/10
Limit : FCC_SpartC_15.209_03M_AV	Margin : 6
Probe : CB4-H_FCC_EFS_B432_1-18GHz_3M_1116 - VERTICAL	Power : AC 120 V / 60Hz
EUT : Mimosa C5c	Note : 802.11ac(40M)_5190MHz Mode 1: Tx-Dish ANT

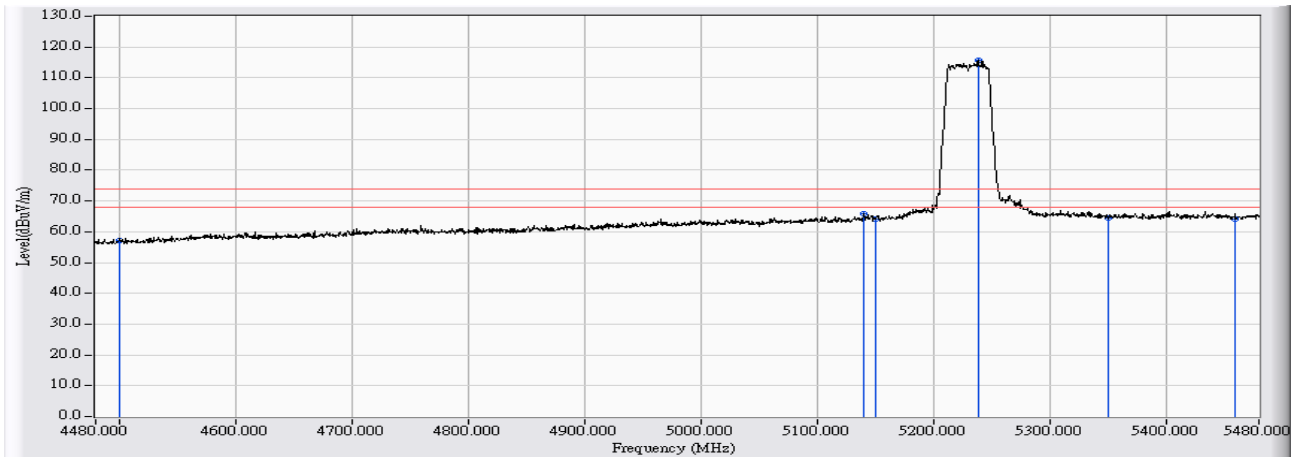


	Frequency (MHz)	Correct Factor (dB)	Reading Level (dBuV)	Measure Level (dBuV/m)	Margin (dB)	Limit (dBuV/m)	Detector Type
1	4500.000	23.279	21.606	44.885	-9.115	54.000	AVERAGE
2	5149.000	24.744	28.471	53.215	-0.785	54.000	AVERAGE
3	5150.000	24.745	28.327	53.072	-0.928	54.000	AVERAGE
4	* 5193.000	24.800	78.501	103.302	49.302	54.000	AVERAGE
5	5350.000	24.980	27.152	52.132	-1.868	54.000	AVERAGE
6	5460.000	25.118	26.755	51.873	-2.127	54.000	AVERAGE

Note:

1. All readings above 1GHz are performed with peak and/or average measurements as necessary.
2. Peak measurements: RBW = 1MHz, VBW = 1MHz, Sweep: Auto.
3. Average measurements: RBW = 1MHz, VBW = 10 Hz, Sweep: Auto.
4. “ \* ”, means this data is the worst emission level.
5. Measurement Level = Reading Level + Correct Factor.
6. The average measurement was not performed when the peak measured data under the limit of average detection.

<b>Site : CB4-H</b>	<b>Time : 2017/01/10</b>
<b>Limit : FCC_SpartC_15.209_03M_PK</b>	<b>Margin : 6</b>
<b>Probe : CB4-H_FCC_EFS_B432_1-18GHz_3M_1116 - HORIZONTAL</b>	<b>Power : AC 120 V / 60Hz</b>
<b>EUT : Mimosa C5c</b>	<b>Note : 802.11ac(40M)_5230MHz</b> <b>Mode 1: Tx-Dish ANT</b>

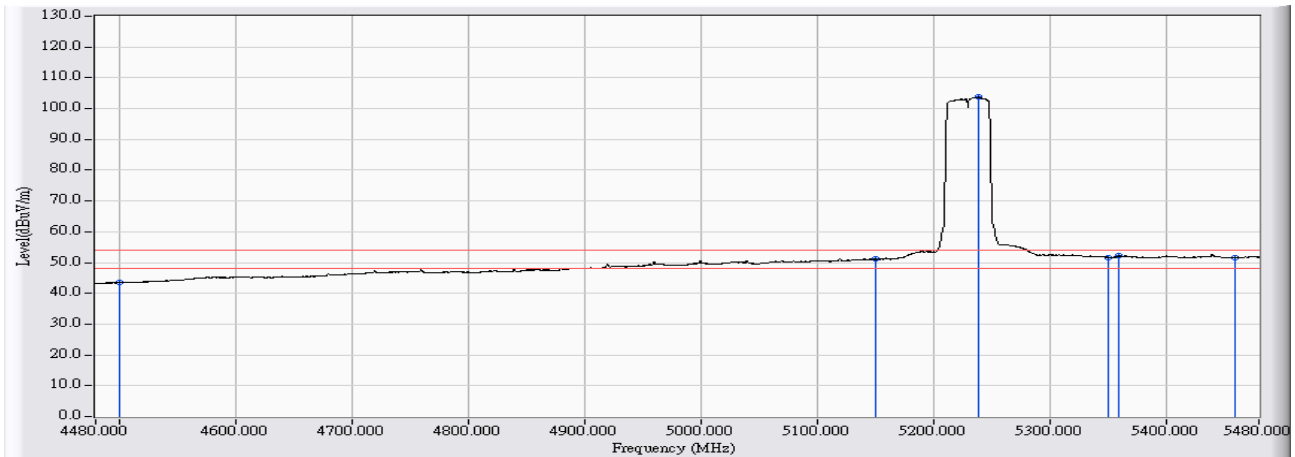


	<b>Frequency (MHz)</b>	<b>Correct Factor (dB)</b>	<b>Reading Level (dBuV)</b>	<b>Measure Level (dBuV/m)</b>	<b>Margin (dB)</b>	<b>Limit (dBuV/m)</b>	<b>Detector Type</b>
1	4500.000	23.279	33.833	57.112	-16.888	74.000	PEAK
2	5140.500	24.733	41.156	65.889	-8.111	74.000	PEAK
3	5150.000	24.745	39.543	64.288	-9.712	74.000	PEAK
4	* 5239.000	24.853	90.927	115.780	41.780	74.000	PEAK
5	5350.000	24.980	39.656	64.636	-9.364	74.000	PEAK
6	5460.000	25.118	39.078	64.196	-9.804	74.000	PEAK

**Note:**

1. All readings above 1GHz are performed with peak and/or average measurements as necessary.
2. Peak measurements: RBW = 1MHz, VBW = 1MHz, Sweep: Auto.
3. Average measurements: RBW = 1MHz, VBW = 10 Hz, Sweep: Auto.
4. “ \* ”, means this data is the worst emission level.
5. Measurement Level = Reading Level + Correct Factor.
6. The average measurement was not performed when the peak measured data under the limit of average detection.

Site : CB4-H	Time : 2017/01/10
Limit : FCC_SpartC_15.209_03M_AV	Margin : 6
Probe : CB4-H_FCC_EFS_B432_1-18GHz_3M_1116 - HORIZONTAL	Power : AC 120 V / 60Hz
EUT : Mimosa C5c	Note : 802.11ac(40M)_5230MHz Mode 1: Tx-Dish ANT

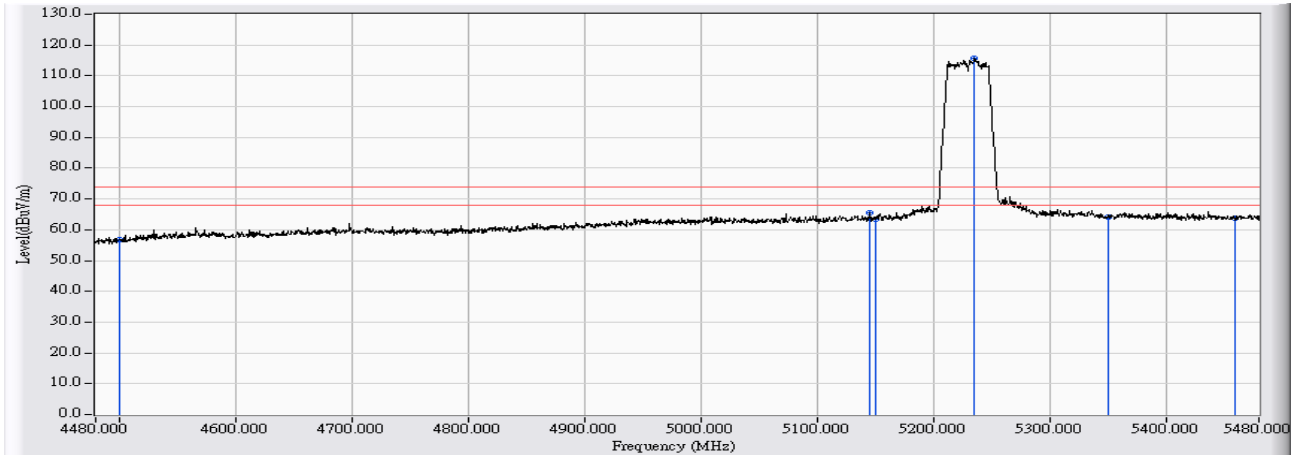


	Frequency (MHz)	Correct Factor (dB)	Reading Level (dBuV)	Measure Level (dBuV/m)	Margin (dB)	Limit (dBuV/m)	Detector Type
1	4500.000	23.279	20.132	43.411	-10.589	54.000	AVERAGE
2	5150.000	24.745	26.372	51.117	-2.883	54.000	AVERAGE
3	* 5239.500	24.853	78.882	103.735	49.735	54.000	AVERAGE
4	5350.000	24.980	26.670	51.650	-2.350	54.000	AVERAGE
5	5360.000	24.992	27.381	52.373	-1.627	54.000	AVERAGE
6	5460.000	25.118	26.573	51.691	-2.309	54.000	AVERAGE

Note:

1. All readings above 1GHz are performed with peak and/or average measurements as necessary.
2. Peak measurements: RBW = 1MHz, VBW = 1MHz, Sweep: Auto.
3. Average measurements: RBW = 1MHz, VBW = 10 Hz, Sweep: Auto.
4. “ \* ”, means this data is the worst emission level.
5. Measurement Level = Reading Level + Correct Factor.
6. The average measurement was not performed when the peak measured data under the limit of average detection.

Site : CB4-H	Time : 2017/01/10
Limit : FCC_SpartC_15.209_03M_PK	Margin : 6
Probe : CB4-H_FCC_EFS_B432_1-18GHz_3M_1116 - VERTICAL	Power : AC 120 V / 60Hz
EUT : Mimosa C5c	Note : 802.11ac(40M)_5230MHz Mode 1: Tx-Dish ANT

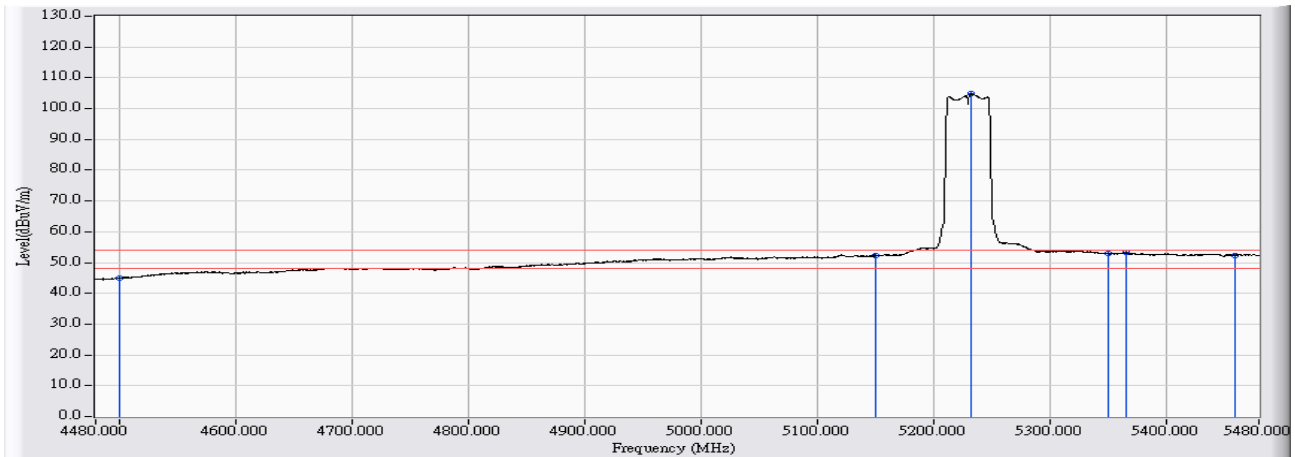


	Frequency (MHz)	Correct Factor (dB)	Reading Level (dBuV)	Measure Level (dBuV/m)	Margin (dB)	Limit (dBuV/m)	Detector Type
1	4500.000	23.279	33.488	56.767	-17.233	74.000	PEAK
2	5145.500	24.739	40.831	65.570	-8.430	74.000	PEAK
3	5150.000	24.745	38.604	63.349	-10.651	74.000	PEAK
4	* 5235.500	24.849	91.027	115.876	41.876	74.000	PEAK
5	5350.000	24.980	39.020	64.000	-10.000	74.000	PEAK
6	5460.000	25.118	38.497	63.615	-10.385	74.000	PEAK

Note:

1. All readings above 1GHz are performed with peak and/or average measurements as necessary.
2. Peak measurements: RBW = 1MHz, VBW = 1MHz, Sweep: Auto.
3. Average measurements: RBW = 1MHz, VBW = 10 Hz, Sweep: Auto.
4. “ \* ”, means this data is the worst emission level.
5. Measurement Level = Reading Level + Correct Factor.
6. The average measurement was not performed when the peak measured data under the limit of average detection.

<b>Site : CB4-H</b>	<b>Time : 2017/01/10</b>
<b>Limit : FCC_SpartC_15.209_03M_AV</b>	<b>Margin : 6</b>
<b>Probe : CB4-H_FCC_EFS_B432_1-18GHz_3M_1116 - VERTICAL</b>	<b>Power : AC 120 V / 60Hz</b>
<b>EUT : Mimosa C5c</b>	<b>Note : 802.11ac(40M)_5230MHz</b> <b>Mode 1: Tx-Dish ANT</b>

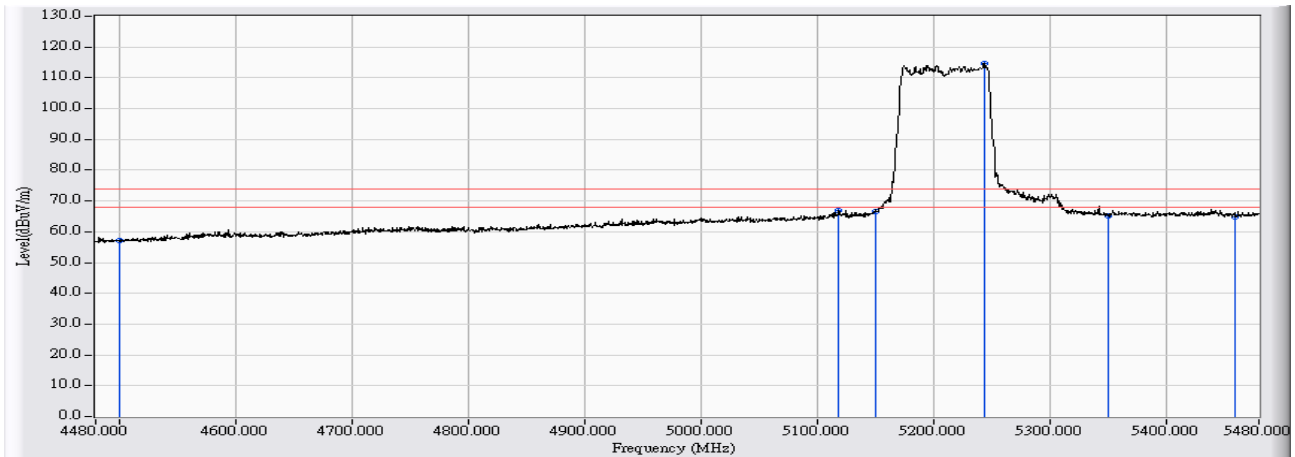


	Frequency (MHz)	Correct Factor (dB)	Reading Level (dBuV)	Measure Level (dBuV/m)	Margin (dB)	Limit (dBuV/m)	Detector Type
1	4500.000	23.279	21.552	44.831	-9.169	54.000	AVERAGE
2	5150.000	24.745	27.593	52.338	-1.662	54.000	AVERAGE
3	* 5233.000	24.846	79.963	104.809	50.809	54.000	AVERAGE
4	5350.000	24.980	28.036	53.016	-0.984	54.000	AVERAGE
5	5366.000	25.000	28.331	53.330	-0.670	54.000	AVERAGE
6	5460.000	25.118	27.153	52.271	-1.729	54.000	AVERAGE

**Note:**

1. All readings above 1GHz are performed with peak and/or average measurements as necessary.
2. Peak measurements: RBW = 1MHz, VBW = 1MHz, Sweep: Auto.
3. Average measurements: RBW = 1MHz, VBW = 10 Hz, Sweep: Auto.
4. " \* ", means this data is the worst emission level.
5. Measurement Level = Reading Level + Correct Factor.
6. The average measurement was not performed when the peak measured data under the limit of average detection.

Site : CB4-H	Time : 2017/01/10
Limit : FCC_SpartC_15.209_03M_PK	Margin : 6
Probe : CB4-H_FCC_EFS_B432_1-18GHz_3M_1116 - HORIZONTAL	Power : AC 120 V / 60Hz
EUT : Mimosa C5c	Note : 802.11ac(80M)_5210MHz Mode 1: Tx-Dish ANT

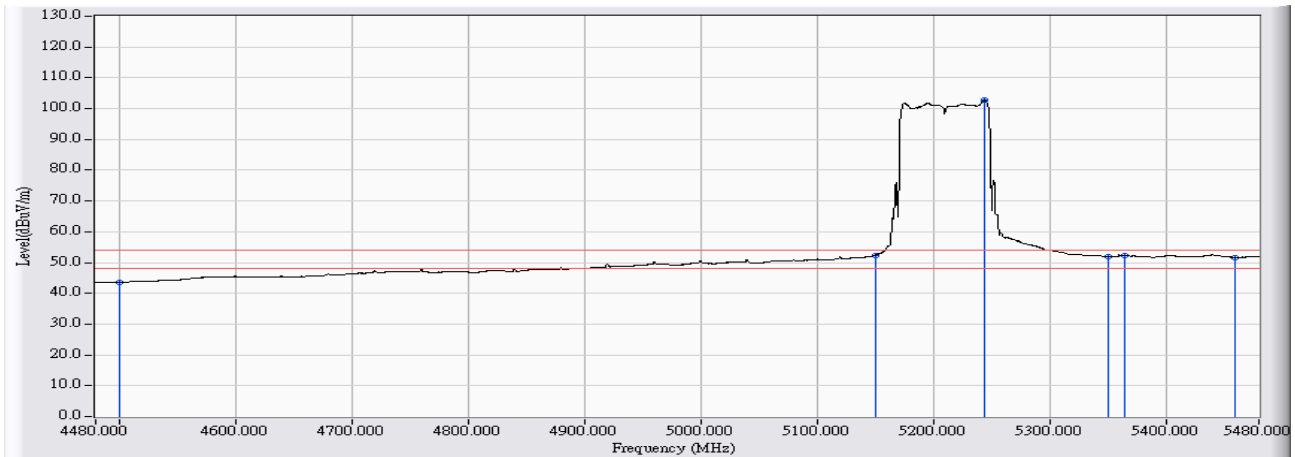


	Frequency (MHz)	Correct Factor (dB)	Reading Level (dBuV)	Measure Level (dBuV/m)	Margin (dB)	Limit (dBuV/m)	Detector Type
1	4500.000	23.279	33.808	57.087	-16.913	74.000	PEAK
2	5119.000	24.705	42.337	67.042	-6.958	74.000	PEAK
3	5150.000	24.745	41.742	66.487	-7.513	74.000	PEAK
4	* 5243.500	24.858	89.934	114.792	40.792	74.000	PEAK
5	5350.000	24.980	40.296	65.276	-8.724	74.000	PEAK
6	5460.000	25.118	39.711	64.829	-9.171	74.000	PEAK

Note:

1. All readings above 1GHz are performed with peak and/or average measurements as necessary.
2. Peak measurements: RBW = 1MHz, VBW = 1MHz, Sweep: Auto.
3. Average measurements: RBW = 1MHz, VBW = 10 Hz, Sweep: Auto.
4. “ \* ”, means this data is the worst emission level.
5. Measurement Level = Reading Level + Correct Factor.
6. The average measurement was not performed when the peak measured data under the limit of average detection.

<b>Site : CB4-H</b>	<b>Time : 2017/01/10</b>
<b>Limit : FCC_SpartC_15.209_03M_AV</b>	<b>Margin : 6</b>
<b>Probe : CB4-H_FCC_EFS_B432_1-18GHz_3M_1116 - HORIZONTAL</b>	<b>Power : AC 120 V / 60Hz</b>
<b>EUT : Mimosa C5c</b>	<b>Note : 802.11ac(80M)_5210MHz</b> <b>Mode 1: Tx-Dish ANT</b>



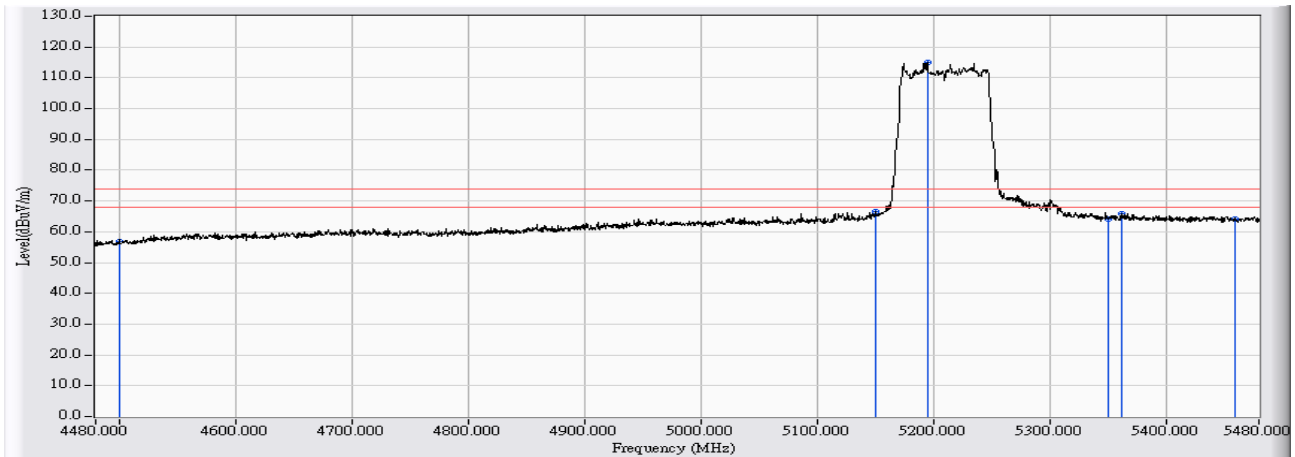
	Frequency (MHz)	Correct Factor (dB)	Reading Level (dBuV)	Measure Level (dBuV/m)	Margin (dB)	Limit (dBuV/m)	Detector Type
1	4500.000	23.279	20.351	43.630	-10.370	54.000	AVERAGE
2	5150.000	24.745	27.552	52.297	-1.703	54.000	AVERAGE
3	* 5244.000	24.858	77.825	102.683	48.683	54.000	AVERAGE
4	5350.000	24.980	26.897	51.877	-2.123	54.000	AVERAGE
5	5365.000	24.999	27.331	52.329	-1.671	54.000	AVERAGE
6	5460.000	25.118	26.602	51.720	-2.280	54.000	AVERAGE

**Note:**

1. All readings above 1GHz are performed with peak and/or average measurements as necessary.
2. Peak measurements: RBW = 1MHz, VBW = 1MHz, Sweep: Auto.
3. Average measurements: RBW = 1MHz, VBW = 10 Hz, Sweep: Auto.
4. “ \* ”, means this data is the worst emission level.
5. Measurement Level = Reading Level + Correct Factor.
6. The average measurement was not performed when the peak measured data under the limit of average detection.



<b>Site : CB4-H</b>	<b>Time : 2017/01/10</b>
<b>Limit : FCC_SpartC_15.209_03M_PK</b>	<b>Margin : 6</b>
<b>Probe : CB4-H_FCC_EFS_B432_1-18GHz_3M_1116 - VERTICAL</b>	<b>Power : AC 120 V / 60Hz</b>
<b>EUT : Mimosa C5c</b>	<b>Note : 802.11ac(80M)_5210MHz</b> <b>Mode 1: Tx-Dish ANT</b>

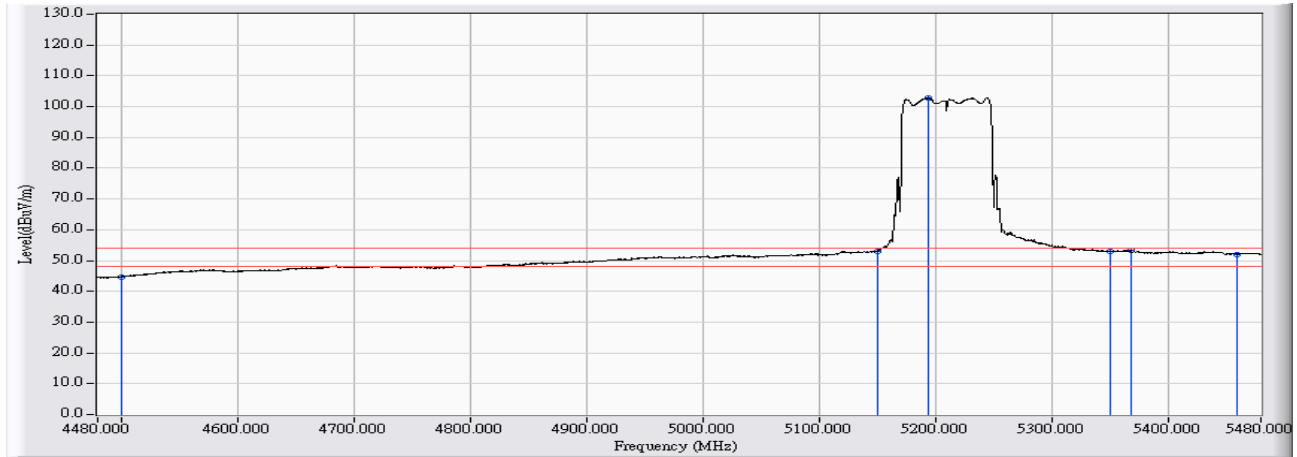


	Frequency (MHz)	Correct Factor (dB)	Reading Level (dBuV)	Measure Level (dBuV/m)	Margin (dB)	Limit (dBuV/m)	Detector Type
1	4500.000	23.279	33.386	56.665	-17.335	74.000	PEAK
2	5150.000	24.745	41.800	66.545	-7.455	74.000	PEAK
3	* 5195.000	24.803	90.101	114.904	40.904	74.000	PEAK
4	5350.000	24.980	39.256	64.236	-9.764	74.000	PEAK
5	5362.500	24.996	40.959	65.954	-8.046	74.000	PEAK
6	5460.000	25.118	39.167	64.285	-9.715	74.000	PEAK

**Note:**

1. All readings above 1GHz are performed with peak and/or average measurements as necessary.
2. Peak measurements: RBW = 1MHz, VBW = 1MHz, Sweep: Auto.
3. Average measurements: RBW = 1MHz, VBW = 10 Hz, Sweep: Auto.
4. " \* ", means this data is the worst emission level.
5. Measurement Level = Reading Level + Correct Factor.
6. The average measurement was not performed when the peak measured data under the limit of average detection.

<b>Site : CB4-H</b>	<b>Time : 2017/01/10</b>
<b>Limit : FCC_SpartC_15.209_03M_AV</b>	<b>Margin : 6</b>
<b>Probe : CB4-H_FCC_EFS_B432_1-18GHz_3M_1116 - VERTICAL</b>	<b>Power : AC 120 V / 60Hz</b>
<b>EUT : Mimosa C5c</b>	<b>Note : 802.11ac(80M)_5210MHz</b> <b>Mode 1: Tx-Dish ANT</b>

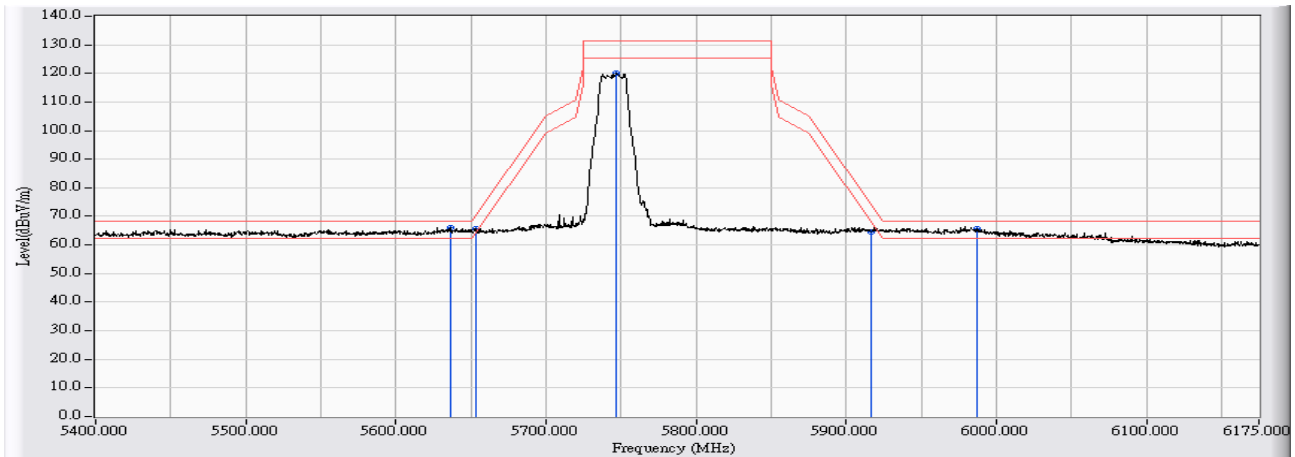


	Frequency (MHz)	Correct Factor (dB)	Reading Level (dBuV)	Measure Level (dBuV/m)	Margin (dB)	Limit (dBuV/m)	Detector Type
1	4500.000	23.279	21.462	44.741	-9.259	54.000	AVERAGE
2	5150.000	24.745	28.389	53.134	-0.866	54.000	AVERAGE
3	* 5193.500	24.801	78.176	102.978	48.978	54.000	AVERAGE
4	5350.000	24.980	27.838	52.818	-1.182	54.000	AVERAGE
5	5368.000	25.001	28.456	53.458	-0.542	54.000	AVERAGE
6	5460.000	25.118	26.955	52.073	-1.927	54.000	AVERAGE

**Note:**

1. All readings above 1GHz are performed with peak and/or average measurements as necessary.
2. Peak measurements: RBW = 1MHz, VBW = 1MHz, Sweep: Auto.
3. Average measurements: RBW = 1MHz, VBW = 10 Hz, Sweep: Auto.
4. “ \* ”, means this data is the worst emission level.
5. Measurement Level = Reading Level + Correct Factor.
6. The average measurement was not performed when the peak measured data under the limit of average detection.

Site : CB4-H	Time : 2017/01/10
Limit : FCC_Part15E_2016_B4_03M_PK	Margin : 6
Probe : CB4-H_FCC_EFS_B432_1-18GHz_3M_1116 - HORIZONTAL	Power : AC 120 V / 60Hz
EUT : Mimosa C5c	Note : 802.11ac(20M)_5745MHz Mode 1: Tx-Dish ANT

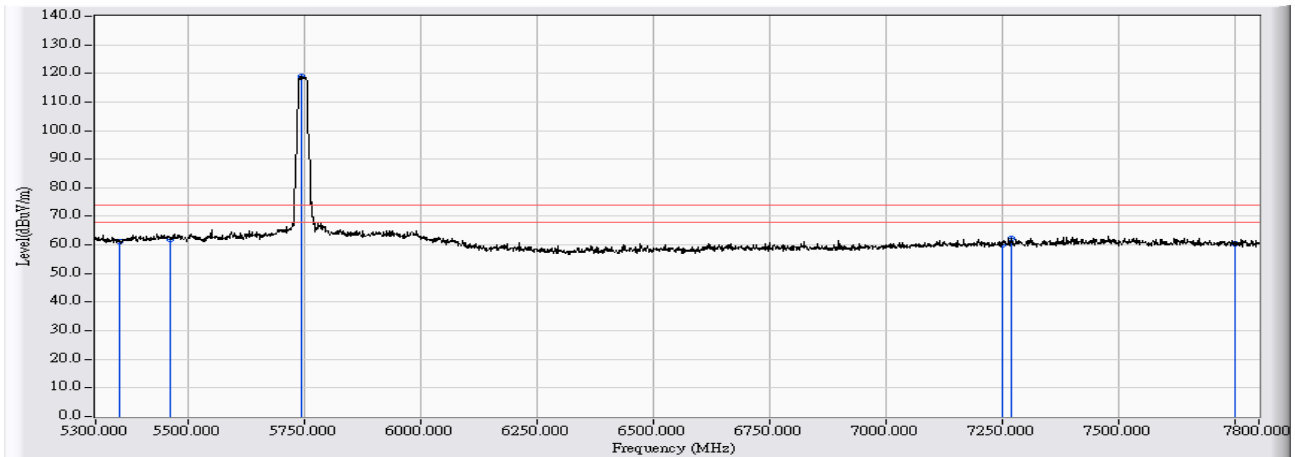


		Frequency (MHz)	Correct Factor (dB)	Reading Level (dBuV)	Measure Level (dBuV/m)	Margin (dB)	Limit (dBuV/m)	Detector Type
1	*	5635.987	25.479	40.751	66.230	-1.970	68.200	PEAK
2		5653.812	25.518	40.139	65.657	-5.364	71.021	PEAK
3		5747.200	25.752	94.216	119.968	-11.232	131.200	PEAK
4		5916.538	26.217	38.371	64.587	-9.875	74.462	PEAK
5		5987.062	26.372	39.443	65.815	-2.385	68.200	PEAK

Note:

1. All readings above 1GHz are performed with peak and/or average measurements as necessary.
2. Peak measurements: RBW = 1MHz, VBW = 1MHz, Sweep: Auto.
3. Average measurements: RBW = 1MHz, VBW = 10 Hz, Sweep: Auto.
4. “ \* ”, means this data is the worst emission level.
5. Measurement Level = Reading Level + Correct Factor.
6. The average measurement was not performed when the peak measured data under the limit of average detection.

Site : CB4-H	Time : 2017/01/10
Limit : FCC_SpartC_15.209_03M_PK	Margin : 6
Probe : CB4-H_FCC_EFS_B432_1-18GHz_3M_1116 - HORIZONTAL	Power : AC 120 V / 60Hz
EUT : Mimosa C5c	Note : 802.11ac(20M)_5745MHz Mode 1: Tx-Dish ANT

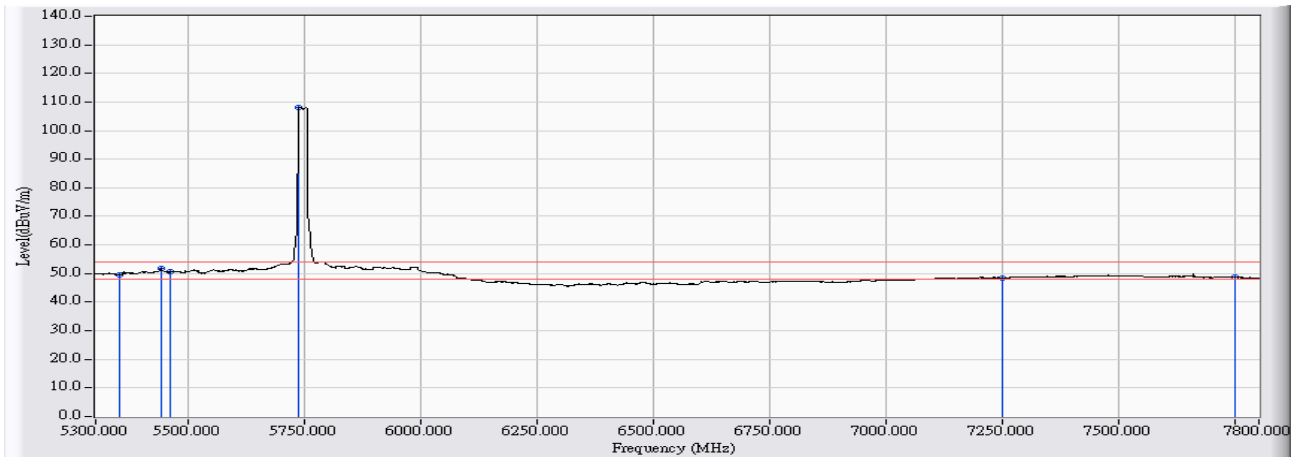


	Frequency (MHz)	Correct Factor (dB)	Reading Level (dBuV)	Measure Level (dBuV/m)	Margin (dB)	Limit (dBuV/m)	Detector Type
1	5350.000	24.980	36.239	61.219	-12.781	74.000	PEAK
2	5460.000	25.118	36.984	62.102	-11.898	74.000	PEAK
3	* 5741.250	25.736	93.397	119.133	45.133	74.000	PEAK
4	7250.000	30.870	29.302	60.172	-13.828	74.000	PEAK
5	7267.500	30.939	31.322	62.261	-11.739	74.000	PEAK
6	7750.000	31.300	29.254	60.554	-13.446	74.000	PEAK

Note:

1. All readings above 1GHz are performed with peak and/or average measurements as necessary.
2. Peak measurements: RBW = 1MHz, VBW = 1MHz, Sweep: Auto.
3. Average measurements: RBW = 1MHz, VBW = 10 Hz, Sweep: Auto.
4. “ \* ”, means this data is the worst emission level.
5. Measurement Level = Reading Level + Correct Factor.
6. The average measurement was not performed when the peak measured data under the limit of average detection.

Site : CB4-H	Time : 2017/01/10
Limit : FCC_SpartC_15.209_03M_AV	Margin : 6
Probe : CB4-H_FCC_EFS_B432_1-18GHz_3M_1116 - HORIZONTAL	Power : AC 120 V / 60Hz
EUT : Mimosa C5c	Note : 802.11ac(20M)_5745MHz Mode 1: Tx-Dish ANT

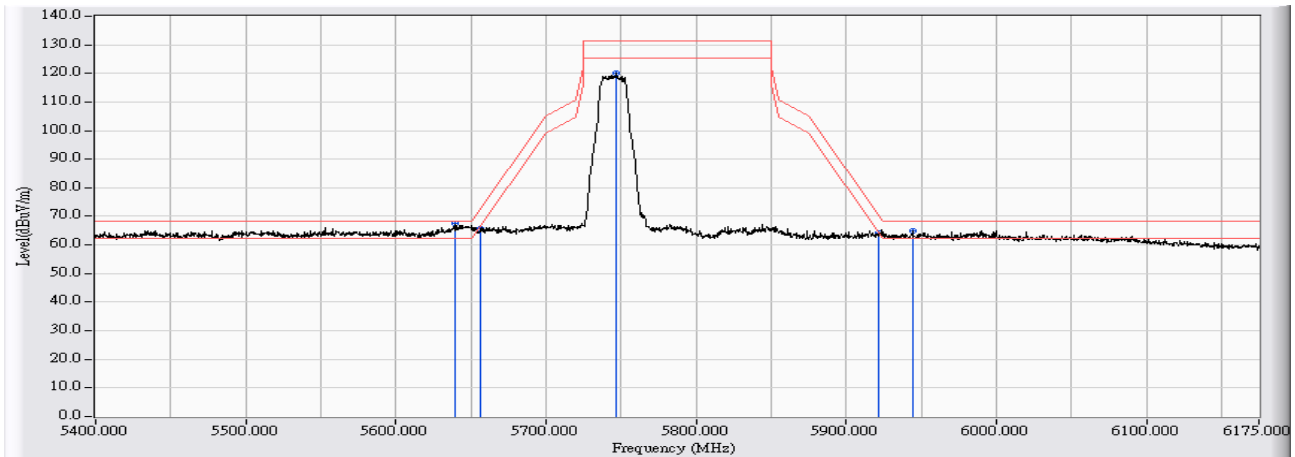


	Frequency (MHz)	Correct Factor (dB)	Reading Level (dBuV)	Measure Level (dBuV/m)	Margin (dB)	Limit (dBuV/m)	Detector Type
1	5350.000	24.980	24.547	49.527	-4.473	54.000	AVERAGE
2	5440.000	25.092	26.589	51.681	-2.319	54.000	AVERAGE
3	5460.000	25.118	25.417	50.535	-3.465	54.000	AVERAGE
4	* 5737.500	25.725	82.290	108.015	54.015	54.000	AVERAGE
5	7250.000	30.870	17.519	48.389	-5.611	54.000	AVERAGE
6	7750.000	31.300	17.321	48.621	-5.379	54.000	AVERAGE

Note:

1. All readings above 1GHz are performed with peak and/or average measurements as necessary.
2. Peak measurements: RBW = 1MHz, VBW = 1MHz, Sweep: Auto.
3. Average measurements: RBW = 1MHz, VBW = 10 Hz, Sweep: Auto.
4. " \* ", means this data is the worst emission level.
5. Measurement Level = Reading Level + Correct Factor.
6. The average measurement was not performed when the peak measured data under the limit of average detection.

Site : CB4-H	Time : 2017/01/10
Limit : FCC_Part15E_2016_B4_03M_PK	Margin : 6
Probe : CB4-H_FCC_EFS_B432_1-18GHz_3M_1116 - VERTICAL	Power : AC 120 V / 60Hz
EUT : Mimosa C5c	Note : 802.11ac(20M)_5745MHz Mode 1: Tx-Dish ANT

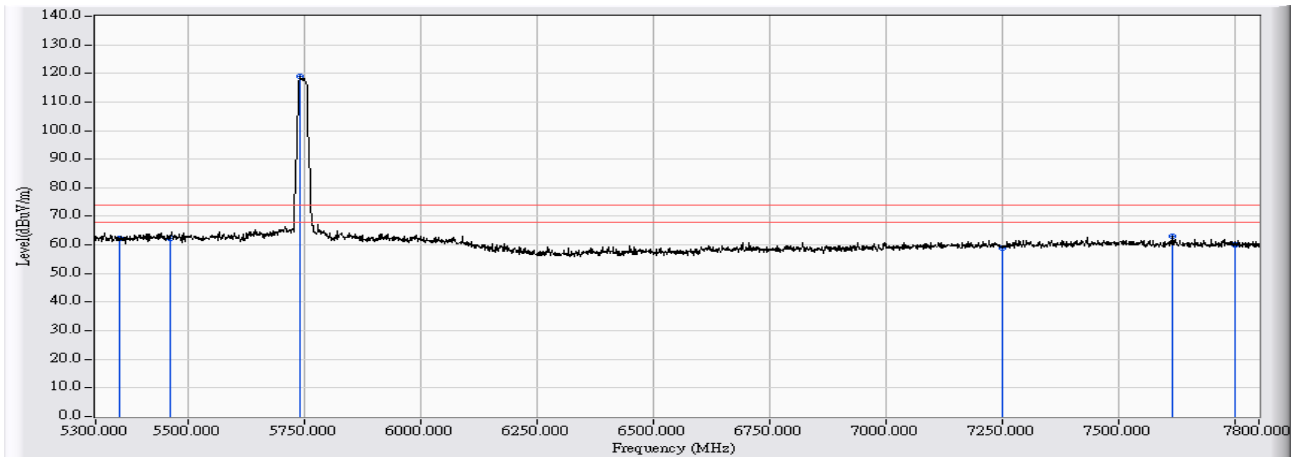


		Frequency (MHz)	Correct Factor (dB)	Reading Level (dBuV)	Measure Level (dBuV/m)	Margin (dB)	Limit (dBuV/m)	Detector Type
1	*	5639.087	25.486	42.197	67.683	-0.517	68.200	PEAK
2		5656.525	25.525	40.346	65.870	-7.158	73.028	PEAK
3		5746.812	25.752	94.310	120.061	-11.139	131.200	PEAK
4		5921.575	26.227	37.904	64.131	-6.604	70.735	PEAK
5		5944.437	26.277	38.649	64.927	-3.273	68.200	PEAK

Note:

1. All readings above 1GHz are performed with peak and/or average measurements as necessary.
2. Peak measurements: RBW = 1MHz, VBW = 1MHz, Sweep: Auto.
3. Average measurements: RBW = 1MHz, VBW = 10 Hz, Sweep: Auto.
4. “ \* ”, means this data is the worst emission level.
5. Measurement Level = Reading Level + Correct Factor.
6. The average measurement was not performed when the peak measured data under the limit of average detection.

Site : CB4-H	Time : 2017/01/10
Limit : FCC_SpartC_15.209_03M_PK	Margin : 6
Probe : CB4-H_FCC_EFS_B432_1-18GHz_3M_1116 - VERTICAL	Power : AC 120 V / 60Hz
EUT : Mimosa C5c	Note : 802.11ac(20M)_5745MHz Mode 1: Tx-Dish ANT

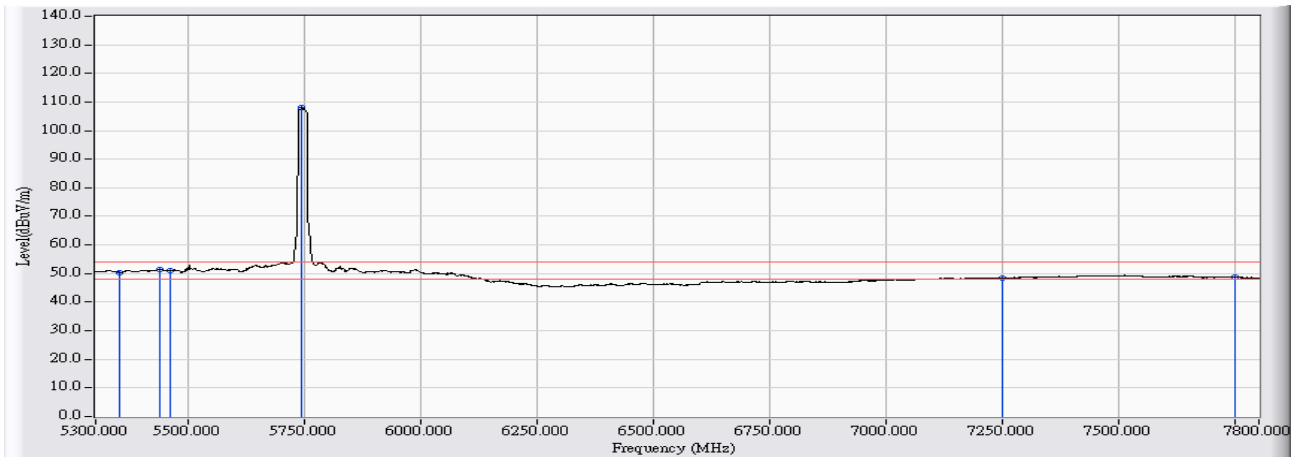


	Frequency (MHz)	Correct Factor (dB)	Reading Level (dBuV)	Measure Level (dBuV/m)	Margin (dB)	Limit (dBuV/m)	Detector Type
1	5350.000	24.980	37.335	62.315	-11.685	74.000	PEAK
2	5460.000	25.118	37.107	62.225	-11.775	74.000	PEAK
3	* 5740.000	25.732	93.182	118.914	44.914	74.000	PEAK
4	7250.000	30.870	28.138	59.008	-14.992	74.000	PEAK
5	7615.000	31.619	31.272	62.891	-11.109	74.000	PEAK
6	7750.000	31.300	28.797	60.097	-13.903	74.000	PEAK

Note:

1. All readings above 1GHz are performed with peak and/or average measurements as necessary.
2. Peak measurements: RBW = 1MHz, VBW = 1MHz, Sweep: Auto.
3. Average measurements: RBW = 1MHz, VBW = 10 Hz, Sweep: Auto.
4. " \* ", means this data is the worst emission level.
5. Measurement Level = Reading Level + Correct Factor.
6. The average measurement was not performed when the peak measured data under the limit of average detection.

<b>Site : CB4-H</b>	<b>Time : 2017/01/10</b>
<b>Limit : FCC_SpartC_15.209_03M_AV</b>	<b>Margin : 6</b>
<b>Probe : CB4-H_FCC_EFS_B432_1-18GHz_3M_1116 - VERTICAL</b>	<b>Power : AC 120 V / 60Hz</b>
<b>EUT : Mimosa C5c</b>	<b>Note : 802.11ac(20M)_5745MHz</b> <b>Mode 1: Tx-Dish ANT</b>



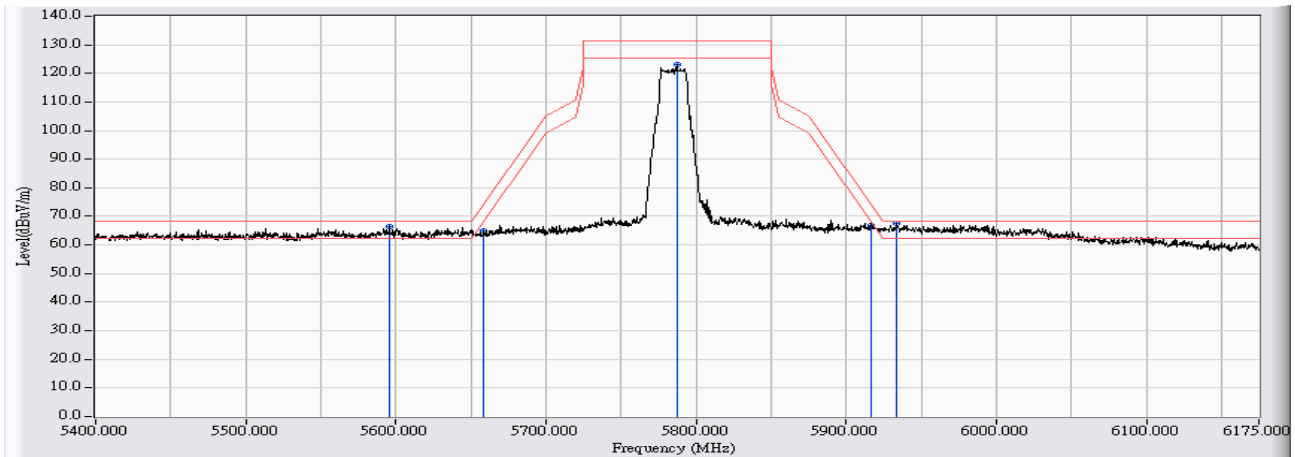
	Frequency (MHz)	Correct Factor (dB)	Reading Level (dBuV)	Measure Level (dBuV/m)	Margin (dB)	Limit (dBuV/m)	Detector Type
1	5350.000	24.980	25.431	50.411	-3.589	54.000	AVERAGE
2	5436.250	25.088	26.216	51.303	-2.697	54.000	AVERAGE
3	5460.000	25.118	25.858	50.976	-3.024	54.000	AVERAGE
4	* 5743.750	25.743	82.300	108.043	54.043	54.000	AVERAGE
5	7250.000	30.870	17.513	48.383	-5.617	54.000	AVERAGE
6	7750.000	31.300	17.449	48.749	-5.251	54.000	AVERAGE

**Note:**

1. All readings above 1GHz are performed with peak and/or average measurements as necessary.
2. Peak measurements: RBW = 1MHz, VBW = 1MHz, Sweep: Auto.
3. Average measurements: RBW = 1MHz, VBW = 10 Hz, Sweep: Auto.
4. “ \* ”, means this data is the worst emission level.
5. Measurement Level = Reading Level + Correct Factor.
6. The average measurement was not performed when the peak measured data under the limit of average detection.



Site : CB4-H	Time : 2017/01/10
Limit : FCC_Part15E_2016_B4_03M_PK	Margin : 6
Probe : CB4-H_FCC_EFS_B432_1-18GHz_3M_1116 - HORIZONTAL	Power : AC 120 V / 60Hz
EUT : Mimosa C5c	Note : 802.11ac(20M)_5785MHz Mode 1: Tx-Dish ANT

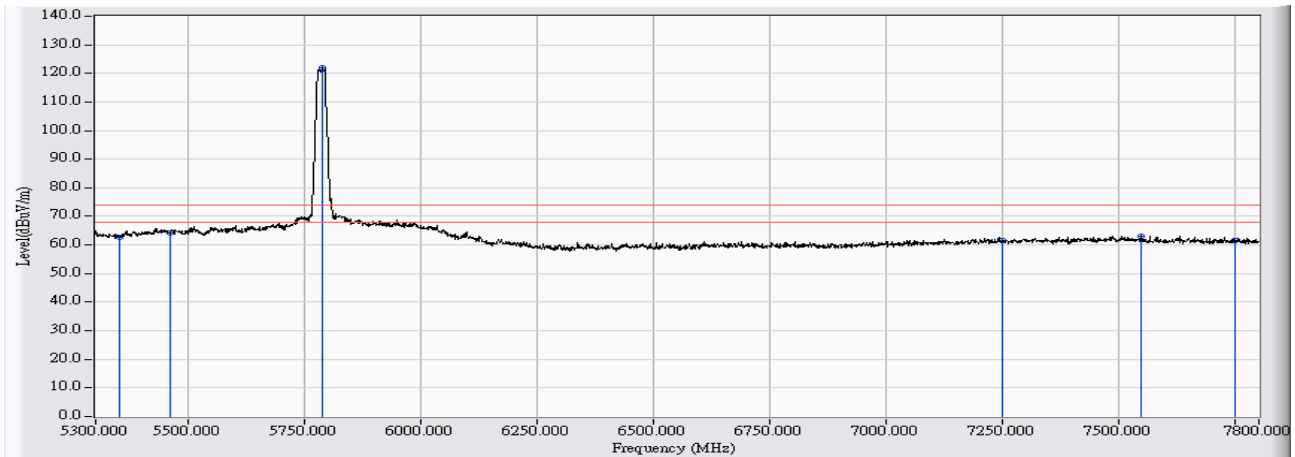


		Frequency (MHz)	Correct Factor (dB)	Reading Level (dBuV)	Measure Level (dBuV/m)	Margin (dB)	Limit (dBuV/m)	Detector Type
1		5595.687	25.390	41.111	66.501	-1.699	68.200	PEAK
2		5658.462	25.529	39.590	65.119	-9.343	74.462	PEAK
3		5787.112	25.864	97.160	123.024	-8.176	131.200	PEAK
4		5916.538	26.217	40.687	66.903	-7.559	74.462	PEAK
5	*	5933.975	26.255	41.324	67.579	-0.621	68.200	PEAK

Note:

1. All readings above 1GHz are performed with peak and/or average measurements as necessary.
2. Peak measurements: RBW = 1MHz, VBW = 1MHz, Sweep: Auto.
3. Average measurements: RBW = 1MHz, VBW = 10 Hz, Sweep: Auto.
4. “ \* ”, means this data is the worst emission level.
5. Measurement Level = Reading Level + Correct Factor.
6. The average measurement was not performed when the peak measured data under the limit of average detection.

Site : CB4-H	Time : 2017/01/10
Limit : FCC_SpartC_15.209_03M_PK	Margin : 6
Probe : CB4-H_FCC_EFS_B432_1-18GHz_3M_1116 - HORIZONTAL	Power : AC 120 V / 60Hz
EUT : Mimosa C5c	Note : 802.11ac(20M)_5785MHz Mode 1: Tx-Dish ANT

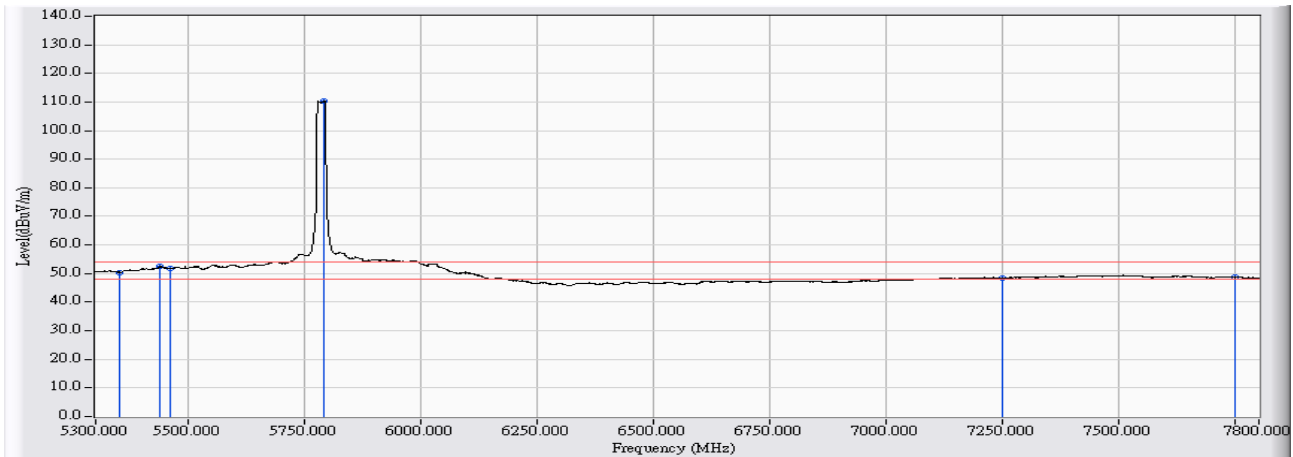


	Frequency (MHz)	Correct Factor (dB)	Reading Level (dBuV)	Measure Level (dBuV/m)	Margin (dB)	Limit (dBuV/m)	Detector Type
1	5350.000	24.980	37.630	62.610	-11.390	74.000	PEAK
2	5460.000	25.118	38.973	64.091	-9.909	74.000	PEAK
3	* 5787.500	25.865	95.934	121.799	47.799	74.000	PEAK
4	7250.000	30.870	30.666	61.536	-12.464	74.000	PEAK
5	7547.500	31.779	31.150	62.929	-11.071	74.000	PEAK
6	7750.000	31.300	30.088	61.388	-12.612	74.000	PEAK

Note:

1. All readings above 1GHz are performed with peak and/or average measurements as necessary.
2. Peak measurements: RBW = 1MHz, VBW = 1MHz, Sweep: Auto.
3. Average measurements: RBW = 1MHz, VBW = 10 Hz, Sweep: Auto.
4. “ \* ”, means this data is the worst emission level.
5. Measurement Level = Reading Level + Correct Factor.
6. The average measurement was not performed when the peak measured data under the limit of average detection.

Site : CB4-H	Time : 2017/01/10
Limit : FCC_SpartC_15.209_03M_AV	Margin : 6
Probe : CB4-H_FCC_EFS_B432_1-18GHz_3M_1116 - HORIZONTAL	Power : AC 120 V / 60Hz
EUT : Mimosa C5c	Note : 802.11ac(20M)_5785MHz Mode 1: Tx-Dish ANT

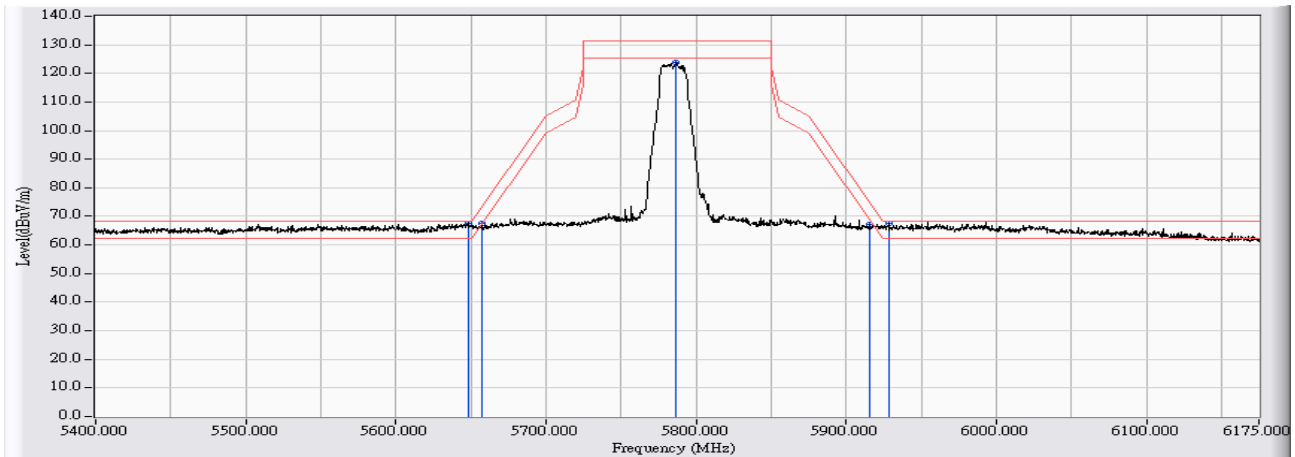


	Frequency (MHz)	Correct Factor (dB)	Reading Level (dBuV)	Measure Level (dBuV/m)	Margin (dB)	Limit (dBuV/m)	Detector Type
1	5350.000	24.980	25.448	50.428	-3.572	54.000	AVERAGE
2	5438.750	25.091	27.312	52.402	-1.598	54.000	AVERAGE
3	5460.000	25.118	26.598	51.716	-2.284	54.000	AVERAGE
4	* 5791.250	25.876	84.428	110.304	56.304	54.000	AVERAGE
5	7250.000	30.870	17.584	48.454	-5.546	54.000	AVERAGE
6	7750.000	31.300	17.359	48.659	-5.341	54.000	AVERAGE

Note:

1. All readings above 1GHz are performed with peak and/or average measurements as necessary.
2. Peak measurements: RBW = 1MHz, VBW = 1MHz, Sweep: Auto.
3. Average measurements: RBW = 1MHz, VBW = 10 Hz, Sweep: Auto.
4. “ \* ”, means this data is the worst emission level.
5. Measurement Level = Reading Level + Correct Factor.
6. The average measurement was not performed when the peak measured data under the limit of average detection.

<b>Site : CB4-H</b>	<b>Time : 2017/01/10</b>
<b>Limit : FCC_Part15E_2016_B4_03M_PK</b>	<b>Margin : 6</b>
<b>Probe : CB4-H_FCC_EFS_B432_1-18GHz_3M_1116 - VERTICAL</b>	<b>Power : AC 120 V / 60Hz</b>
<b>EUT : Mimosa C5c</b>	<b>Note : 802.11ac(20M)_5785MHz</b> <b>Mode 1: Tx-Dish ANT</b>

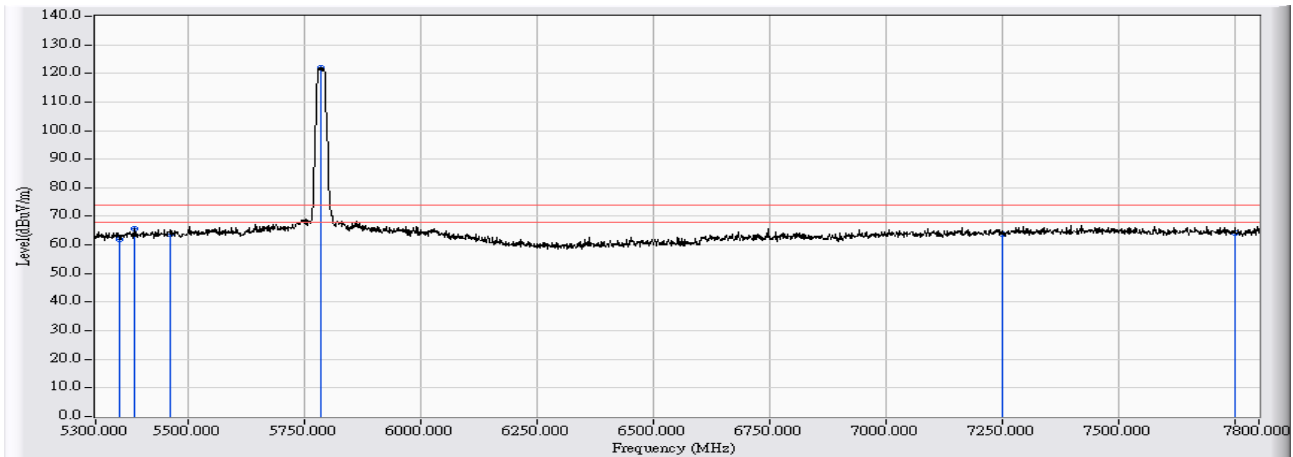


		<b>Frequency (MHz)</b>	<b>Correct Factor (dB)</b>	<b>Reading Level (dBuV)</b>	<b>Measure Level (dBuV/m)</b>	<b>Margin (dB)</b>	<b>Limit (dBuV/m)</b>	<b>Detector Type</b>
1	*	5648.000	25.506	42.105	67.611	-0.589	68.200	PEAK
2		5656.913	25.526	42.198	67.723	-5.593	73.316	PEAK
3		5786.725	25.863	97.920	123.783	-7.417	131.200	PEAK
4		5915.375	26.215	41.005	67.219	-8.104	75.323	PEAK
5		5928.550	26.243	41.159	67.402	-0.798	68.200	PEAK

**Note:**

1. All readings above 1GHz are performed with peak and/or average measurements as necessary.
2. Peak measurements: RBW = 1MHz, VBW = 1MHz, Sweep: Auto.
3. Average measurements: RBW = 1MHz, VBW = 10 Hz, Sweep: Auto.
4. “ \* ”, means this data is the worst emission level.
5. Measurement Level = Reading Level + Correct Factor.
6. The average measurement was not performed when the peak measured data under the limit of average detection.

Site : CB4-H	Time : 2017/01/10
Limit : FCC_SpartC_15.209_03M_PK	Margin : 6
Probe : CB4-H_FCC_EFS_B432_1-18GHz_3M_1116 - VERTICAL	Power : AC 120 V / 60Hz
EUT : Mimosa C5c	Note : 802.11ac(20M)_5785MHz Mode 1: Tx-Dish ANT

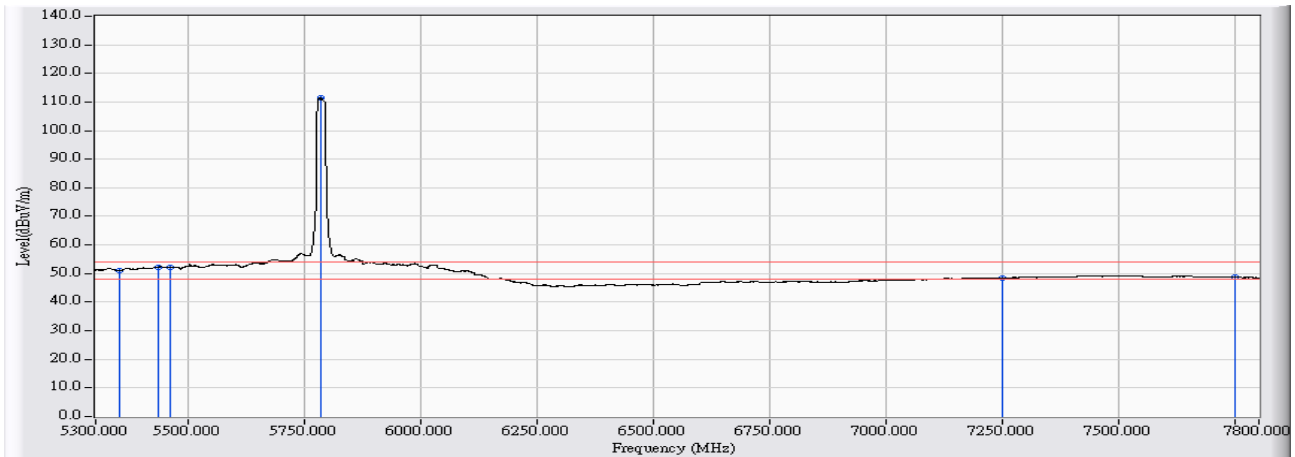


	Frequency (MHz)	Correct Factor (dB)	Reading Level (dBuV)	Measure Level (dBuV/m)	Margin (dB)	Limit (dBuV/m)	Detector Type
1	5350.000	24.980	36.908	61.888	-12.112	74.000	PEAK
2	5382.500	25.019	40.621	65.640	-8.360	74.000	PEAK
3	5460.000	25.118	38.592	63.710	-10.290	74.000	PEAK
4	* 5783.750	25.855	96.016	121.871	47.871	74.000	PEAK
5	7250.000	30.870	32.999	63.869	-10.131	74.000	PEAK
6	7750.000	31.300	32.933	64.233	-9.767	74.000	PEAK

Note:

1. All readings above 1GHz are performed with peak and/or average measurements as necessary.
2. Peak measurements: RBW = 1MHz, VBW = 1MHz, Sweep: Auto.
3. Average measurements: RBW = 1MHz, VBW = 10 Hz, Sweep: Auto.
4. “ \* ”, means this data is the worst emission level.
5. Measurement Level = Reading Level + Correct Factor.
6. The average measurement was not performed when the peak measured data under the limit of average detection.

Site : CB4-H	Time : 2017/01/10
Limit : FCC_SpartC_15.209_03M_AV	Margin : 6
Probe : CB4-H_FCC_EFS_B432_1-18GHz_3M_1116 - VERTICAL	Power : AC 120 V / 60Hz
EUT : Mimosa C5c	Note : 802.11ac(20M)_5785MHz Mode 1: Tx-Dish ANT

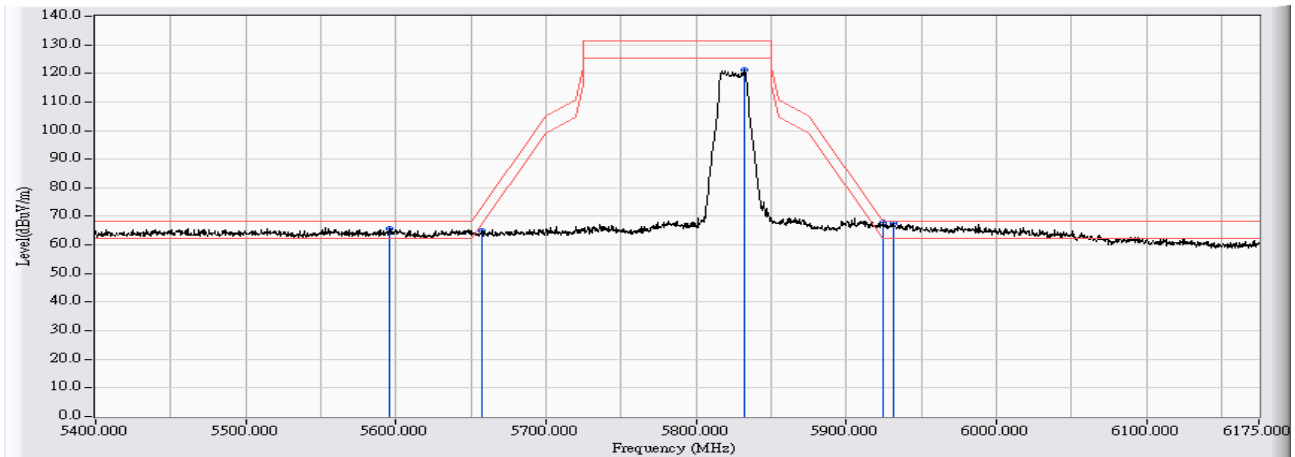


	Frequency (MHz)	Correct Factor (dB)	Reading Level (dBuV)	Measure Level (dBuV/m)	Margin (dB)	Limit (dBuV/m)	Detector Type
1	5350.000	24.980	26.075	51.055	-2.945	54.000	AVERAGE
2	5433.750	25.084	27.204	52.288	-1.712	54.000	AVERAGE
3	5460.000	25.118	27.040	52.158	-1.842	54.000	AVERAGE
4	* 5782.500	25.852	85.618	111.469	57.469	54.000	AVERAGE
5	7250.000	30.870	17.471	48.341	-5.659	54.000	AVERAGE
6	7750.000	31.300	17.418	48.718	-5.282	54.000	AVERAGE

Note:

1. All readings above 1GHz are performed with peak and/or average measurements as necessary.
2. Peak measurements: RBW = 1MHz, VBW = 1MHz, Sweep: Auto.
3. Average measurements: RBW = 1MHz, VBW = 10 Hz, Sweep: Auto.
4. “ \* ”, means this data is the worst emission level.
5. Measurement Level = Reading Level + Correct Factor.
6. The average measurement was not performed when the peak measured data under the limit of average detection.

Site : CB4-H	Time : 2017/01/14
Limit : FCC_Part15E_2016_B4_03M_PK	Margin : 6
Probe : CB4-H_FCC_EFS_B432_1-18GHz_3M_1116 - HORIZONTAL	Power : AC 120 V / 60Hz
EUT : Mimosa C5c	Note : 802.11ac(20M)_5825MHz Mode 1: Tx-Dish ANT

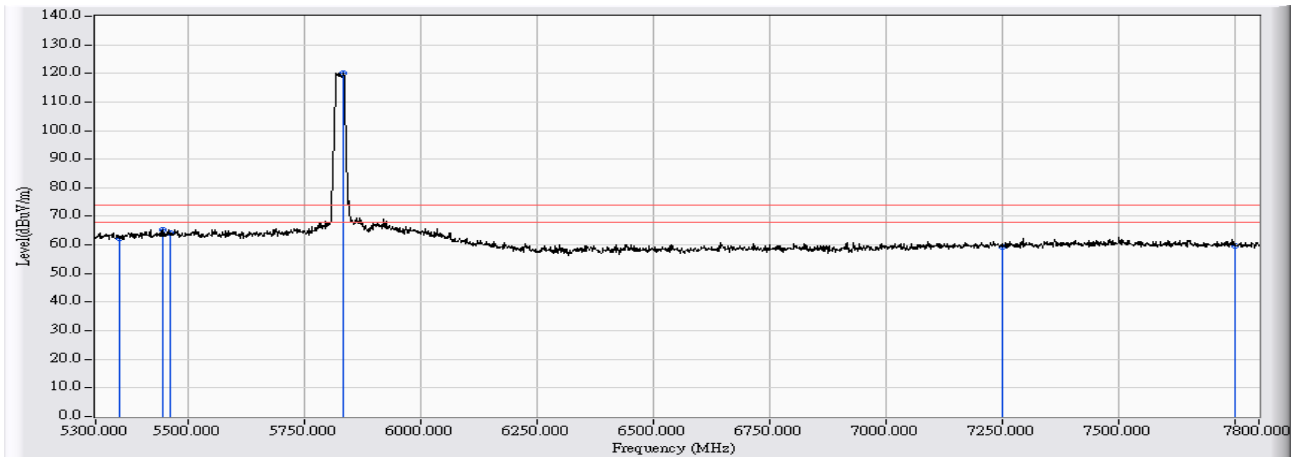


	Frequency (MHz)	Correct Factor (dB)	Reading Level (dBuV)	Measure Level (dBuV/m)	Margin (dB)	Limit (dBuV/m)	Detector Type
1	5595.300	25.389	40.273	65.662	-2.538	68.200	PEAK
2	5657.300	25.526	39.453	64.979	-8.623	73.602	PEAK
3	5832.450	25.991	95.225	121.216	-9.984	131.200	PEAK
4	* 5924.675	26.234	41.758	67.992	-0.448	68.440	PEAK
5	5931.262	26.249	41.295	67.544	-0.656	68.200	PEAK

Note:

1. All readings above 1GHz are performed with peak and/or average measurements as necessary.
2. Peak measurements: RBW = 1MHz, VBW = 1MHz, Sweep: Auto.
3. Average measurements: RBW = 1MHz, VBW = 10 Hz, Sweep: Auto.
4. “ \* ”, means this data is the worst emission level.
5. Measurement Level = Reading Level + Correct Factor.
6. The average measurement was not performed when the peak measured data under the limit of average detection.

Site : CB4-H	Time : 2017/01/14
Limit : FCC_SpartC_15.209_03M_PK	Margin : 6
Probe : CB4-H_FCC_EFS_B432_1-18GHz_3M_1116 - HORIZONTAL	Power : AC 120 V / 60Hz
EUT : Mimosa C5c	Note : 802.11ac(20M)_5825MHz Mode 1: Tx-Dish ANT



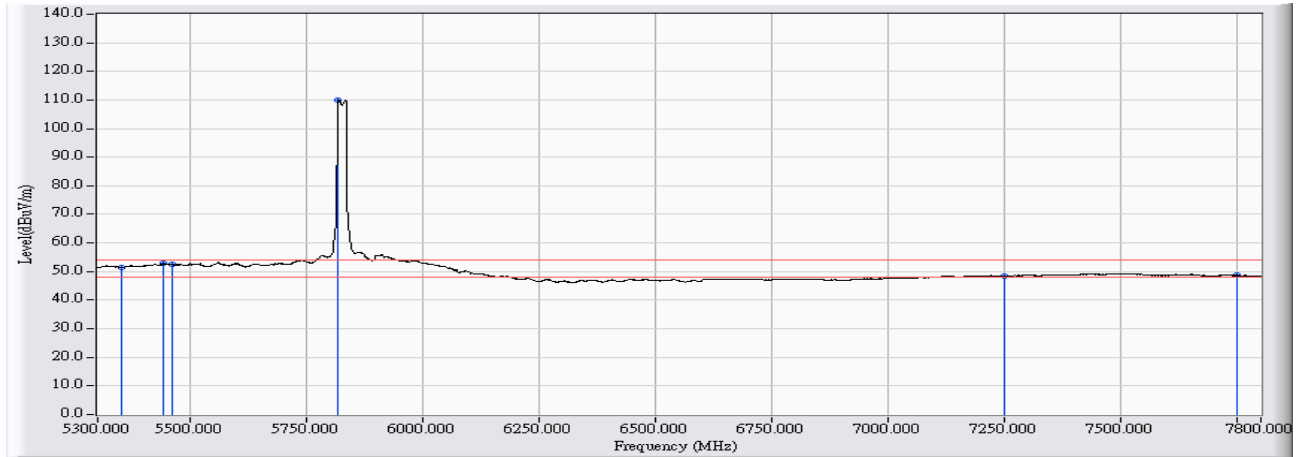
	Frequency (MHz)	Correct Factor (dB)	Reading Level (dBuV)	Measure Level (dBuV/m)	Margin (dB)	Limit (dBuV/m)	Detector Type
1	5350.000	24.980	37.375	62.355	-11.645	74.000	PEAK
2	5445.000	25.098	40.043	65.141	-8.859	74.000	PEAK
3	5460.000	25.118	38.892	64.010	-9.990	74.000	PEAK
4	* 5832.500	25.992	94.170	120.161	46.161	74.000	PEAK
5	7250.000	30.870	28.599	59.469	-14.531	74.000	PEAK
6	7750.000	31.300	28.548	59.848	-14.152	74.000	PEAK

Note:

1. All readings above 1GHz are performed with peak and/or average measurements as necessary.
2. Peak measurements: RBW = 1MHz, VBW = 1MHz, Sweep: Auto.
3. Average measurements: RBW = 1MHz, VBW = 10 Hz, Sweep: Auto.
4. “ \* ”, means this data is the worst emission level.
5. Measurement Level = Reading Level + Correct Factor.
6. The average measurement was not performed when the peak measured data under the limit of average detection.



<b>Site : CB4-H</b>	<b>Time : 2017/01/14</b>
<b>Limit : FCC_SpartC_15.209_03M_AV</b>	<b>Margin : 6</b>
<b>Probe : CB4-H_FCC_EFS_B432_1-18GHz_3M_1116 - HORIZONTAL</b>	<b>Power : AC 120 V / 60Hz</b>
<b>EUT : Mimosa C5c</b>	<b>Note : 802.11ac(20M)_5825MHz</b> <b>Mode 1: Tx-Dish ANT</b>

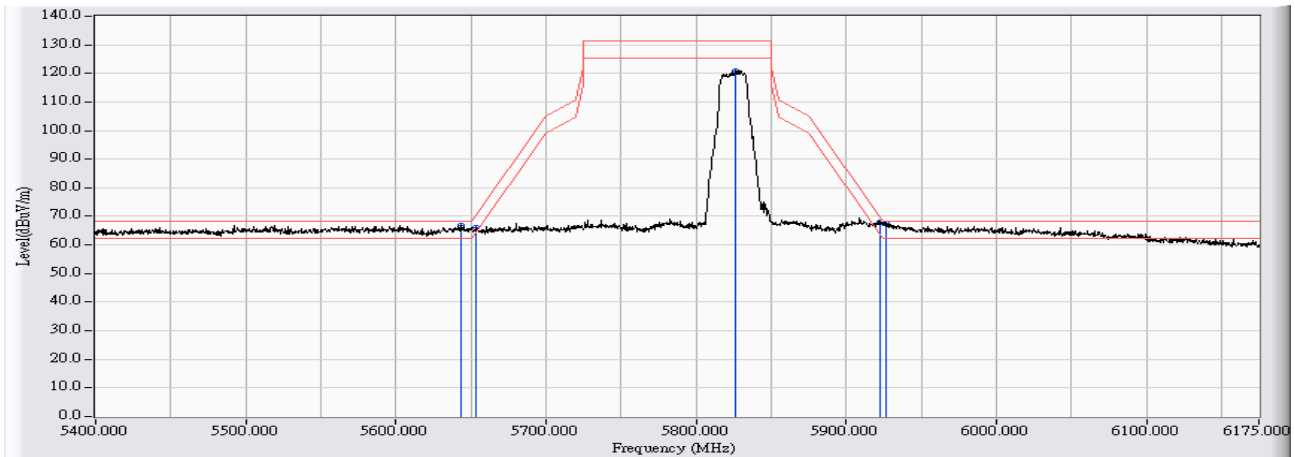


	Frequency (MHz)	Correct Factor (dB)	Reading Level (dBuV)	Measure Level (dBuV/m)	Margin (dB)	Limit (dBuV/m)	Detector Type
1	5350.000	24.980	26.502	51.482	-2.518	54.000	AVERAGE
2	5440.000	25.092	27.983	53.075	-0.925	54.000	AVERAGE
3	5460.000	25.118	27.414	52.532	-1.468	54.000	AVERAGE
4	* 5817.500	25.949	84.093	110.042	56.042	54.000	AVERAGE
5	7250.000	30.870	17.522	48.392	-5.608	54.000	AVERAGE
6	7750.000	31.300	17.352	48.652	-5.348	54.000	AVERAGE

**Note:**

1. All readings above 1GHz are performed with peak and/or average measurements as necessary.
2. Peak measurements: RBW = 1MHz, VBW = 1MHz, Sweep: Auto.
3. Average measurements: RBW = 1MHz, VBW = 10 Hz, Sweep: Auto.
4. “ \* ”, means this data is the worst emission level.
5. Measurement Level = Reading Level + Correct Factor.
6. The average measurement was not performed when the peak measured data under the limit of average detection.

Site : CB4-H	Time : 2017/01/14
Limit : FCC_Part15E_2016_B4_03M_PK	Margin : 6
Probe : CB4-H_FCC_EFS_B432_1-18GHz_3M_1116 - VERTICAL	Power : AC 120 V / 60Hz
EUT : Mimosa C5c	Note : 802.11ac(20M)_5825MHz Mode 1: Tx-Dish ANT

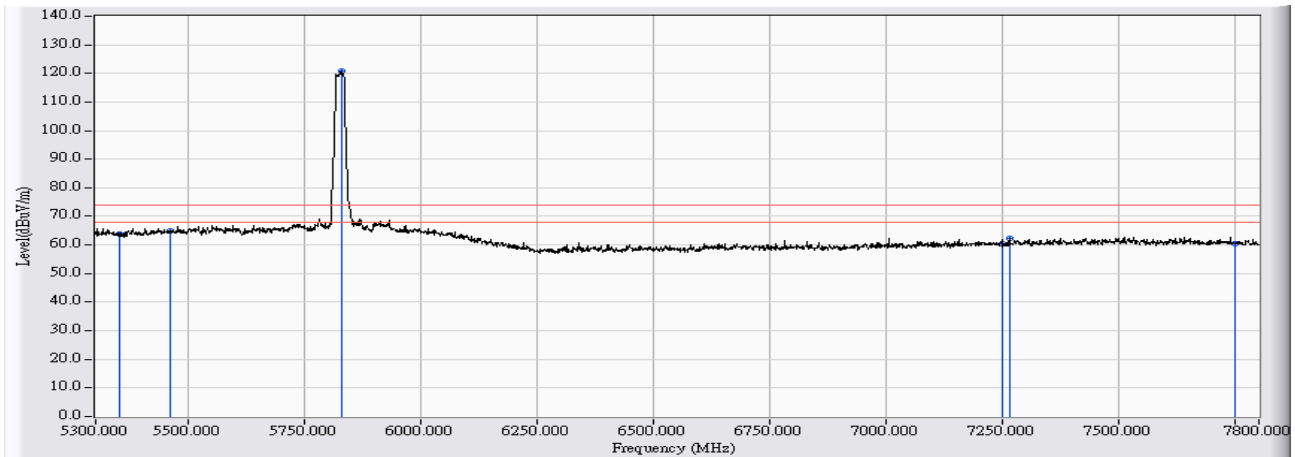


		Frequency (MHz)	Correct Factor (dB)	Reading Level (dBuV)	Measure Level (dBuV/m)	Margin (dB)	Limit (dBuV/m)	Detector Type
1		5642.962	25.494	41.348	66.843	-1.357	68.200	PEAK
2		5653.038	25.516	40.519	66.036	-4.412	70.448	PEAK
3		5826.250	25.973	95.063	121.037	-10.163	131.200	PEAK
4		5922.350	26.229	41.738	67.967	-2.194	70.161	PEAK
5	*	5927.000	26.240	41.420	67.659	-0.541	68.200	PEAK

Note:

1. All readings above 1GHz are performed with peak and/or average measurements as necessary.
2. Peak measurements: RBW = 1MHz, VBW = 1MHz, Sweep: Auto.
3. Average measurements: RBW = 1MHz, VBW = 10 Hz, Sweep: Auto.
4. “ \* ”, means this data is the worst emission level.
5. Measurement Level = Reading Level + Correct Factor.
6. The average measurement was not performed when the peak measured data under the limit of average detection.

Site : CB4-H	Time : 2017/01/14
Limit : FCC_SpartC_15.209_03M_PK	Margin : 6
Probe : CB4-H_FCC_EFS_B432_1-18GHz_3M_1116 - VERTICAL	Power : AC 120 V / 60Hz
EUT : Mimosa C5c	Note : 802.11ac(20M)_5825MHz Mode 1: Tx-Dish ANT

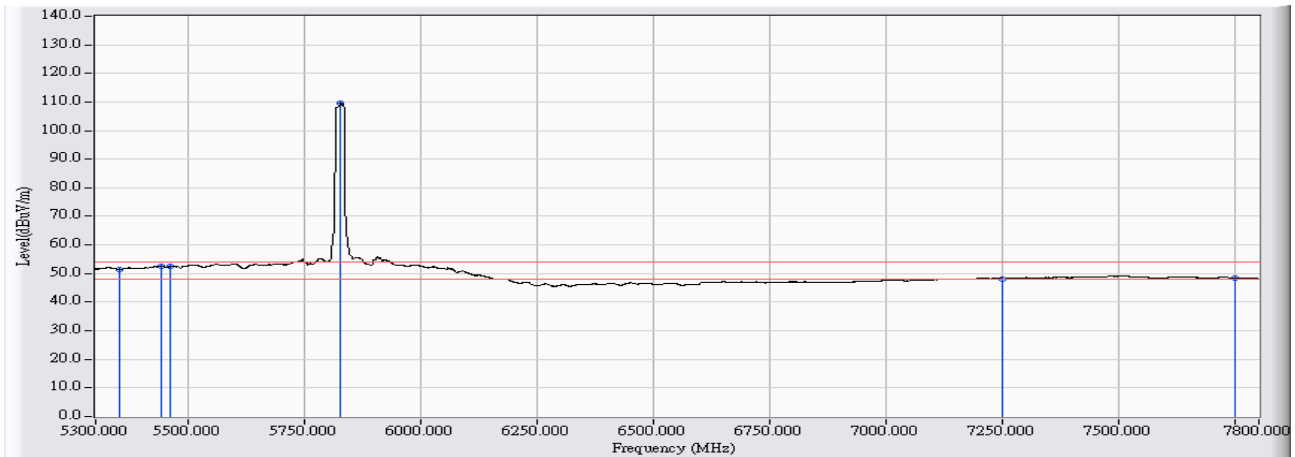


	Frequency (MHz)	Correct Factor (dB)	Reading Level (dBuV)	Measure Level (dBuV/m)	Margin (dB)	Limit (dBuV/m)	Detector Type
1	5350.000	24.980	38.788	63.768	-10.232	74.000	PEAK
2	5460.000	25.118	39.973	65.091	-8.909	74.000	PEAK
3	* 5827.500	25.977	94.900	120.877	46.877	74.000	PEAK
4	7250.000	30.870	29.648	60.518	-13.482	74.000	PEAK
5	7263.750	30.925	31.415	62.339	-11.661	74.000	PEAK
6	7750.000	31.300	29.134	60.434	-13.566	74.000	PEAK

Note:

1. All readings above 1GHz are performed with peak and/or average measurements as necessary.
2. Peak measurements: RBW = 1MHz, VBW = 1MHz, Sweep: Auto.
3. Average measurements: RBW = 1MHz, VBW = 10 Hz, Sweep: Auto.
4. “ \* ”, means this data is the worst emission level.
5. Measurement Level = Reading Level + Correct Factor.
6. The average measurement was not performed when the peak measured data under the limit of average detection.

Site : CB4-H	Time : 2017/01/14
Limit : FCC_SpartC_15.209_03M_AV	Margin : 6
Probe : CB4-H_FCC_EFS_B432_1-18GHz_3M_1116 - VERTICAL	Power : AC 120 V / 60Hz
EUT : Mimosa C5c	Note : 802.11ac(20M)_5825MHz Mode 1: Tx-Dish ANT

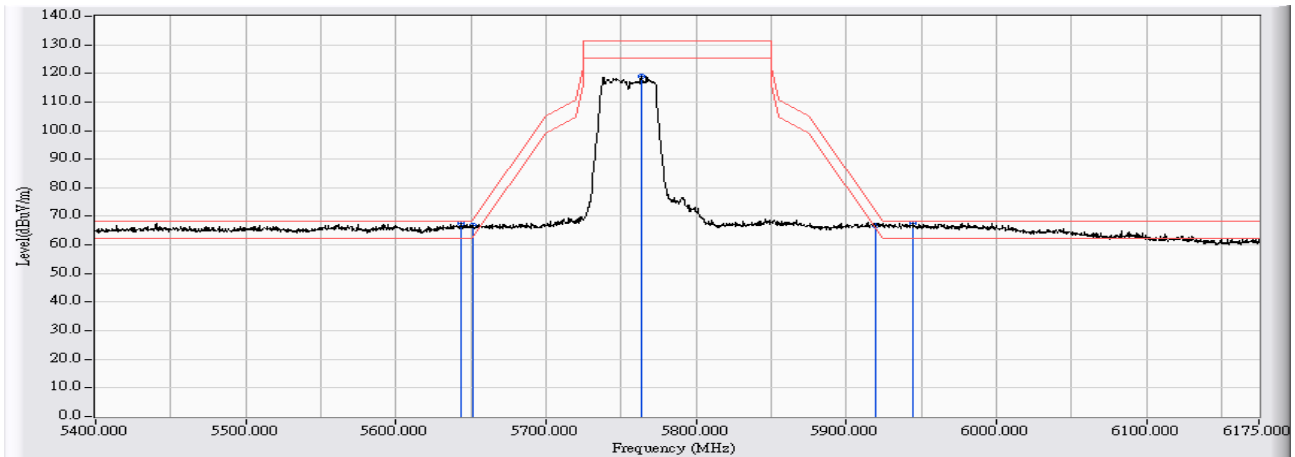


	Frequency (MHz)	Correct Factor (dB)	Reading Level (dBuV)	Measure Level (dBuV/m)	Margin (dB)	Limit (dBuV/m)	Detector Type
1	5350.000	24.980	26.507	51.487	-2.513	54.000	AVERAGE
2	5440.000	25.092	27.513	52.605	-1.395	54.000	AVERAGE
3	5460.000	25.118	27.427	52.545	-1.455	54.000	AVERAGE
4	* 5826.250	25.973	83.494	109.468	55.468	54.000	AVERAGE
5	7250.000	30.870	17.354	48.224	-5.776	54.000	AVERAGE
6	7750.000	31.300	17.227	48.527	-5.473	54.000	AVERAGE

Note:

1. All readings above 1GHz are performed with peak and/or average measurements as necessary.
2. Peak measurements: RBW = 1MHz, VBW = 1MHz, Sweep: Auto.
3. Average measurements: RBW = 1MHz, VBW = 10 Hz, Sweep: Auto.
4. “ \* ”, means this data is the worst emission level.
5. Measurement Level = Reading Level + Correct Factor.
6. The average measurement was not performed when the peak measured data under the limit of average detection.

<b>Site : CB4-H</b>	<b>Time : 2017/01/14</b>
<b>Limit : FCC_Part15E_2016_B4_03M_PK</b>	<b>Margin : 6</b>
<b>Probe : CB4-H_FCC_EFS_B432_1-18GHz_3M_1116 - HORIZONTAL</b>	<b>Power : AC 120 V / 60Hz</b>
<b>EUT : Mimosa C5c</b>	<b>Note : 802.11ac(40M)_5755MHz</b> <b>Mode 1: Tx-Dish ANT</b>

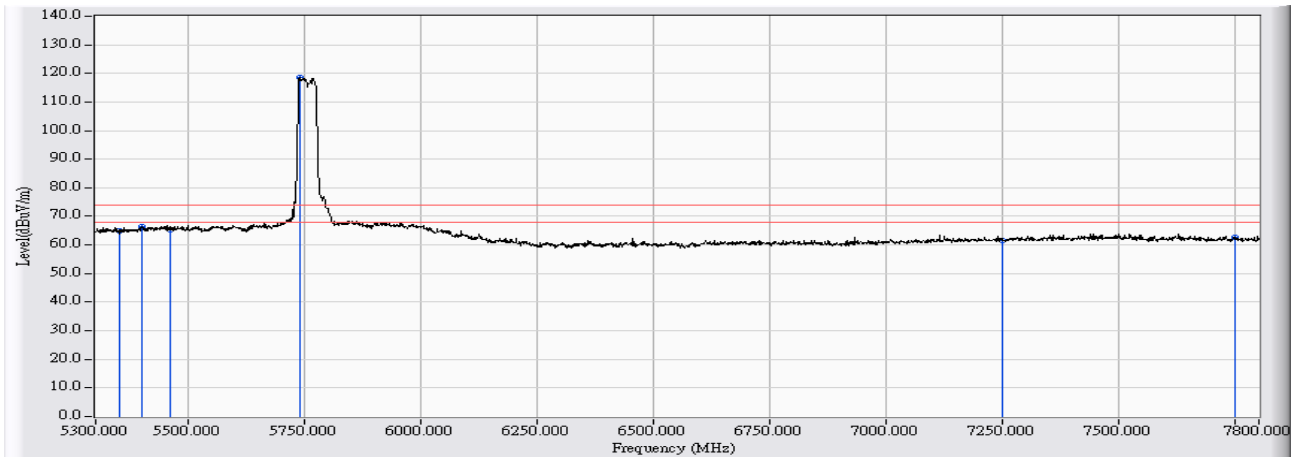


		<b>Frequency (MHz)</b>	<b>Correct Factor (dB)</b>	<b>Reading Level (dBuV)</b>	<b>Measure Level (dBuV/m)</b>	<b>Margin (dB)</b>	<b>Limit (dBuV/m)</b>	<b>Detector Type</b>
1	*	5643.737	25.496	42.216	67.712	-0.488	68.200	PEAK
2		5651.875	25.514	41.466	66.980	-2.608	69.588	PEAK
3		5763.862	25.799	93.002	118.801	-12.399	131.200	PEAK
4		5919.250	26.222	40.721	66.943	-5.512	72.455	PEAK
5		5944.825	26.278	41.345	67.624	-0.576	68.200	PEAK

**Note:**

1. All readings above 1GHz are performed with peak and/or average measurements as necessary.
2. Peak measurements: RBW = 1MHz, VBW = 1MHz, Sweep: Auto.
3. Average measurements: RBW = 1MHz, VBW = 10 Hz, Sweep: Auto.
4. “ \* ”, means this data is the worst emission level.
5. Measurement Level = Reading Level + Correct Factor.
6. The average measurement was not performed when the peak measured data under the limit of average detection.

Site : CB4-H	Time : 2017/01/14
Limit : FCC_SpartC_15.209_03M_PK	Margin : 6
Probe : CB4-H_FCC_EFS_B432_1-18GHz_3M_1116 - HORIZONTAL	Power : AC 120 V / 60Hz
EUT : Mimosa C5c	Note : 802.11ac(40M)_5755MHz Mode 1: Tx-Dish ANT

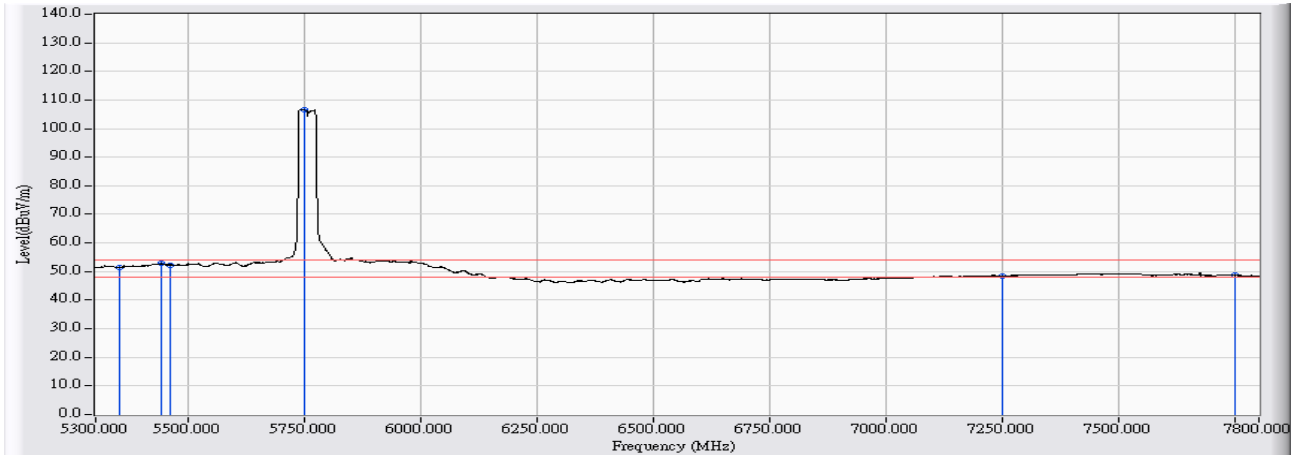


	Frequency (MHz)	Correct Factor (dB)	Reading Level (dBuV)	Measure Level (dBuV/m)	Margin (dB)	Limit (dBuV/m)	Detector Type
1	5350.000	24.980	39.977	64.957	-9.043	74.000	PEAK
2	5400.000	25.040	41.406	66.446	-7.554	74.000	PEAK
3	5460.000	25.118	40.074	65.192	-8.808	74.000	PEAK
4	* 5738.750	25.728	92.885	118.614	44.614	74.000	PEAK
5	7250.000	30.870	30.624	61.494	-12.506	74.000	PEAK
6	7750.000	31.300	31.291	62.591	-11.409	74.000	PEAK

Note:

1. All readings above 1GHz are performed with peak and/or average measurements as necessary.
2. Peak measurements: RBW = 1MHz, VBW = 1MHz, Sweep: Auto.
3. Average measurements: RBW = 1MHz, VBW = 10 Hz, Sweep: Auto.
4. " \* ", means this data is the worst emission level.
5. Measurement Level = Reading Level + Correct Factor.
6. The average measurement was not performed when the peak measured data under the limit of average detection.

Site : CB4-H	Time : 2017/01/14
Limit : FCC_SpartC_15.209_03M_AV	Margin : 6
Probe : CB4-H_FCC_EFS_B432_1-18GHz_3M_1116 - HORIZONTAL	Power : AC 120 V / 60Hz
EUT : Mimosa C5c	Note : 802.11ac(40M)_5755MHz Mode 1: Tx-Dish ANT

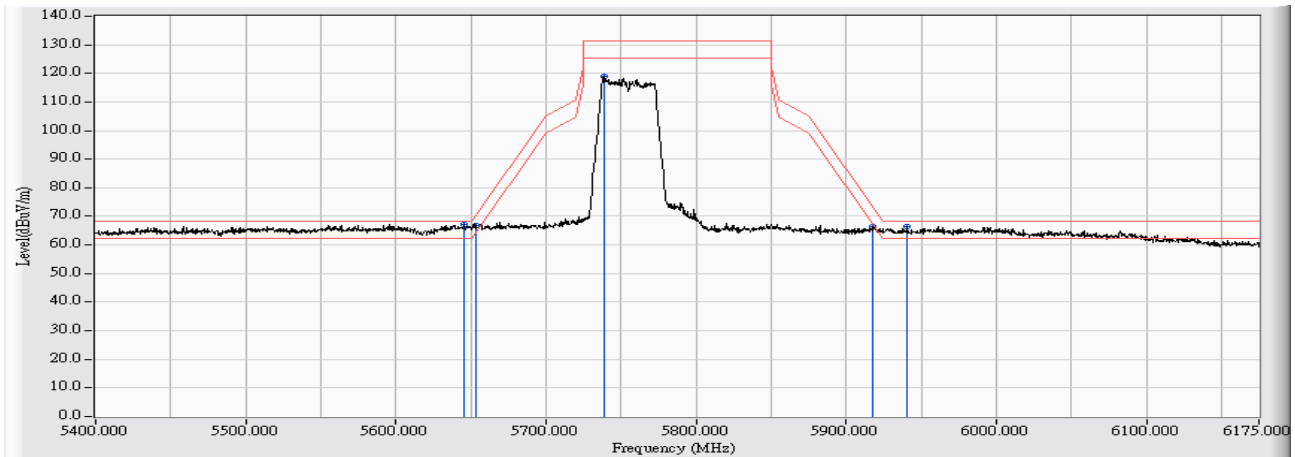


	Frequency (MHz)	Correct Factor (dB)	Reading Level (dBuV)	Measure Level (dBuV/m)	Margin (dB)	Limit (dBuV/m)	Detector Type
1	5350.000	24.980	26.428	51.408	-2.592	54.000	AVERAGE
2	5440.000	25.092	27.979	53.071	-0.929	54.000	AVERAGE
3	5460.000	25.118	27.222	52.340	-1.660	54.000	AVERAGE
4	* 5747.500	25.753	80.966	106.719	52.719	54.000	AVERAGE
5	7250.000	30.870	17.544	48.414	-5.586	54.000	AVERAGE
6	7750.000	31.300	17.382	48.682	-5.318	54.000	AVERAGE

Note:

1. All readings above 1GHz are performed with peak and/or average measurements as necessary.
2. Peak measurements: RBW = 1MHz, VBW = 1MHz, Sweep: Auto.
3. Average measurements: RBW = 1MHz, VBW = 10 Hz, Sweep: Auto.
4. “ \* ”, means this data is the worst emission level.
5. Measurement Level = Reading Level + Correct Factor.
6. The average measurement was not performed when the peak measured data under the limit of average detection.

Site : CB4-H	Time : 2017/01/14
Limit : FCC_Part15E_2016_B4_03M_PK	Margin : 6
Probe : CB4-H_FCC_EFS_B432_1-18GHz_3M_1116 - VERTICAL	Power : AC 120 V / 60Hz
EUT : Mimosa C5c	Note : 802.11ac(40M)_5755MHz Mode 1: Tx-Dish ANT



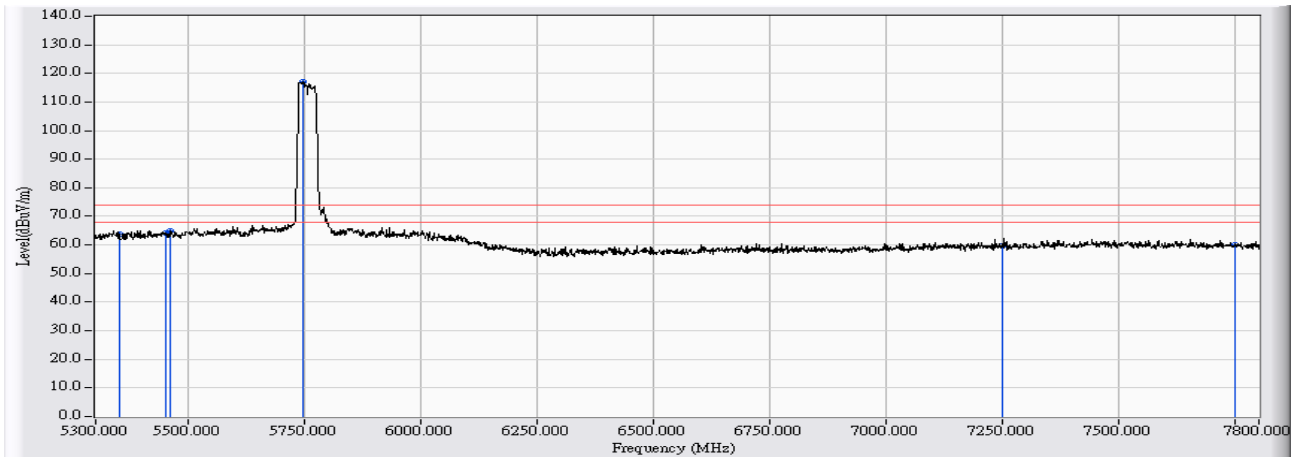
		Frequency (MHz)	Correct Factor (dB)	Reading Level (dBuV)	Measure Level (dBuV/m)	Margin (dB)	Limit (dBuV/m)	Detector Type
1	*	5645.675	25.501	41.694	67.194	-1.006	68.200	PEAK
2		5653.812	25.518	41.407	66.925	-4.096	71.021	PEAK
3		5738.675	25.728	93.170	118.898	-12.302	131.200	PEAK
4		5917.312	26.218	40.287	66.505	-7.384	73.889	PEAK
5		5940.562	26.269	40.009	66.278	-1.922	68.200	PEAK

Note:

1. All readings above 1GHz are performed with peak and/or average measurements as necessary.
2. Peak measurements: RBW = 1MHz, VBW = 1MHz, Sweep: Auto.
3. Average measurements: RBW = 1MHz, VBW = 10 Hz, Sweep: Auto.
4. “ \* ”, means this data is the worst emission level.
5. Measurement Level = Reading Level + Correct Factor.
6. The average measurement was not performed when the peak measured data under the limit of average detection.



Site : CB4-H	Time : 2017/01/14
Limit : FCC_SpartC_15.209_03M_PK	Margin : 6
Probe : CB4-H_FCC_EFS_B432_1-18GHz_3M_1116 - VERTICAL	Power : AC 120 V / 60Hz
EUT : Mimosa C5c	Note : 802.11ac(40M)_5755MHz Mode 1: Tx-Dish ANT

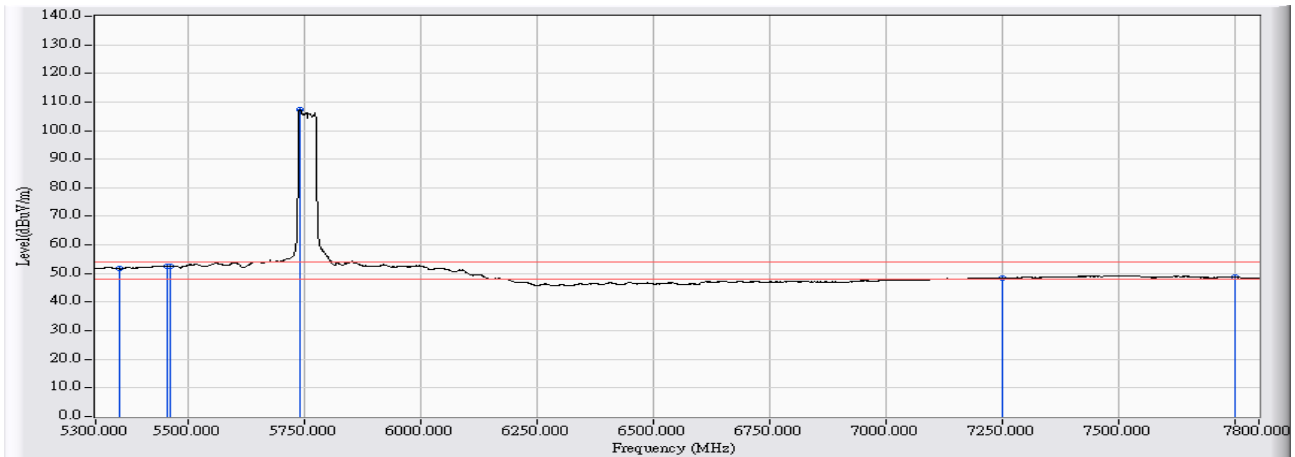


	Frequency (MHz)	Correct Factor (dB)	Reading Level (dBuV)	Measure Level (dBuV/m)	Margin (dB)	Limit (dBuV/m)	Detector Type
1	5350.000	24.980	38.935	63.915	-10.085	74.000	PEAK
2	5450.000	25.105	39.041	64.146	-9.854	74.000	PEAK
3	5460.000	25.118	39.656	64.774	-9.226	74.000	PEAK
4	* 5746.250	25.749	91.321	117.071	43.071	74.000	PEAK
5	7250.000	30.870	28.646	59.516	-14.484	74.000	PEAK
6	7750.000	31.300	28.686	59.986	-14.014	74.000	PEAK

Note:

1. All readings above 1GHz are performed with peak and/or average measurements as necessary.
2. Peak measurements: RBW = 1MHz, VBW = 1MHz, Sweep: Auto.
3. Average measurements: RBW = 1MHz, VBW = 10 Hz, Sweep: Auto.
4. “ \* ”, means this data is the worst emission level.
5. Measurement Level = Reading Level + Correct Factor.
6. The average measurement was not performed when the peak measured data under the limit of average detection.

Site : CB4-H	Time : 2017/01/14
Limit : FCC_SpartC_15.209_03M_AV	Margin : 6
Probe : CB4-H_FCC_EFS_B432_1-18GHz_3M_1116 - VERTICAL	Power : AC 120 V / 60Hz
EUT : Mimosa C5c	Note : 802.11ac(40M)_5755MHz Mode 1: Tx-Dish ANT

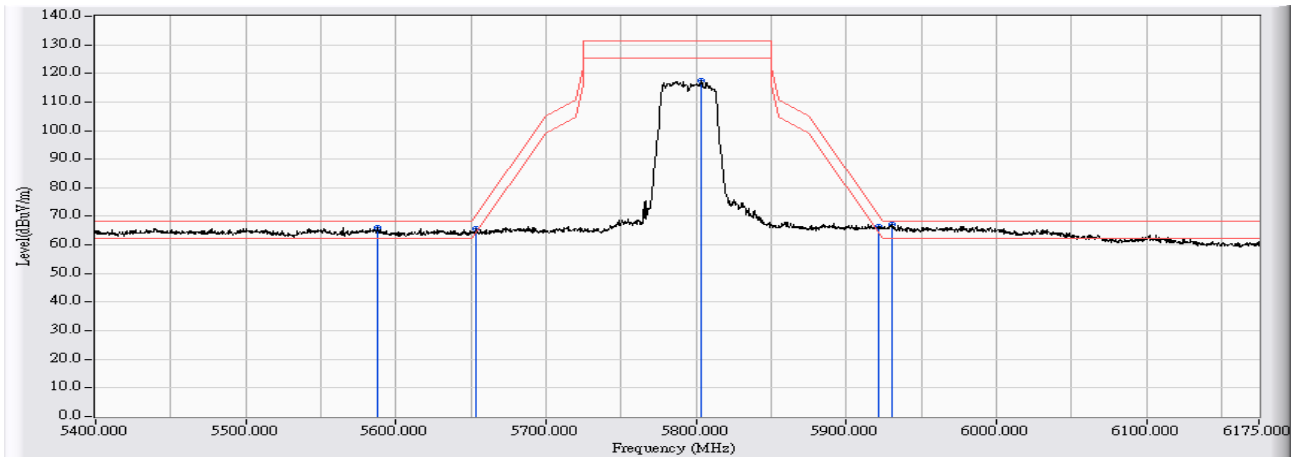


	Frequency (MHz)	Correct Factor (dB)	Reading Level (dBuV)	Measure Level (dBuV/m)	Margin (dB)	Limit (dBuV/m)	Detector Type
1	5350.000	24.980	26.650	51.630	-2.370	54.000	AVERAGE
2	5452.500	25.108	27.356	52.464	-1.536	54.000	AVERAGE
3	5460.000	25.118	27.445	52.563	-1.437	54.000	AVERAGE
4	* 5738.750	25.728	81.441	107.170	53.170	54.000	AVERAGE
5	7250.000	30.870	17.465	48.335	-5.665	54.000	AVERAGE
6	7750.000	31.300	17.327	48.627	-5.373	54.000	AVERAGE

Note:

1. All readings above 1GHz are performed with peak and/or average measurements as necessary.
2. Peak measurements: RBW = 1MHz, VBW = 1MHz, Sweep: Auto.
3. Average measurements: RBW = 1MHz, VBW = 10 Hz, Sweep: Auto.
4. “ \* ”, means this data is the worst emission level.
5. Measurement Level = Reading Level + Correct Factor.
6. The average measurement was not performed when the peak measured data under the limit of average detection.

Site : CB4-H	Time : 2017/01/14
Limit : FCC_Part15E_2016_B4_03M_PK	Margin : 6
Probe : CB4-H_FCC_EFS_B432_1-18GHz_3M_1116 - HORIZONTAL	Power : AC 120 V / 60Hz
EUT : Mimosa C5c	Note : 802.11ac(40M)_5795MHz Mode 1: Tx-Dish ANT

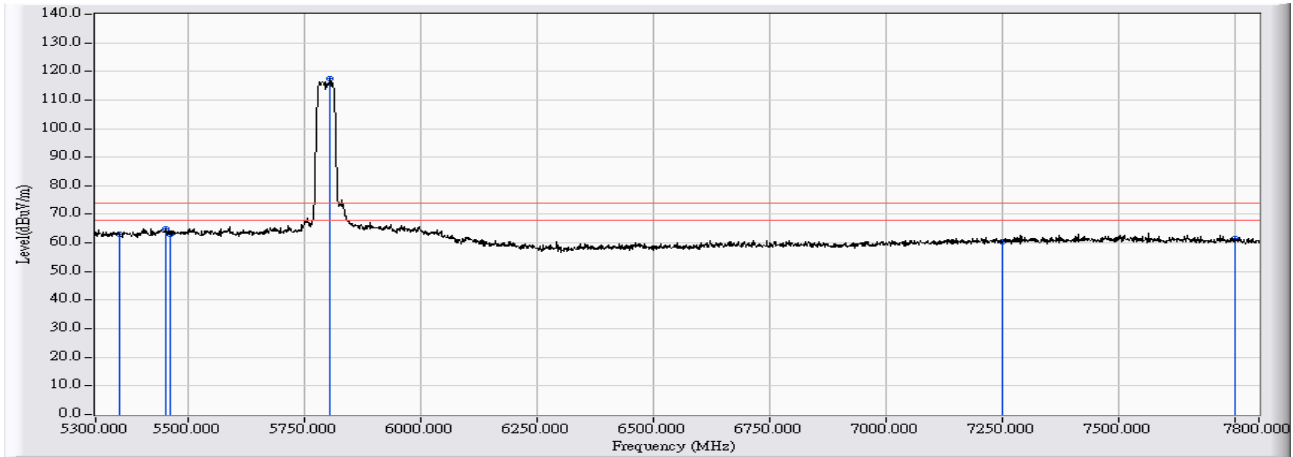


		Frequency (MHz)	Correct Factor (dB)	Reading Level (dBuV)	Measure Level (dBuV/m)	Margin (dB)	Limit (dBuV/m)	Detector Type
1		5587.937	25.373	40.577	65.949	-2.251	68.200	PEAK
2		5653.812	25.518	40.254	65.772	-5.249	71.021	PEAK
3		5803.775	25.911	91.562	117.473	-13.727	131.200	PEAK
4		5921.962	26.228	40.163	66.391	-4.057	70.448	PEAK
5	*	5930.875	26.248	40.774	67.022	-1.178	68.200	PEAK

Note:

1. All readings above 1GHz are performed with peak and/or average measurements as necessary.
2. Peak measurements: RBW = 1MHz, VBW = 1MHz, Sweep: Auto.
3. Average measurements: RBW = 1MHz, VBW = 10 Hz, Sweep: Auto.
4. “ \* ”, means this data is the worst emission level.
5. Measurement Level = Reading Level + Correct Factor.
6. The average measurement was not performed when the peak measured data under the limit of average detection.

Site : CB4-H	Time : 2017/01/14
Limit : FCC_SpartC_15.209_03M_PK	Margin : 6
Probe : CB4-H_FCC_EFS_B432_1-18GHz_3M_1116 - HORIZONTAL	Power : AC 120 V / 60Hz
EUT : Mimosa C5c	Note : 802.11ac(40M)_5795MHz Mode 1: Tx-Dish ANT

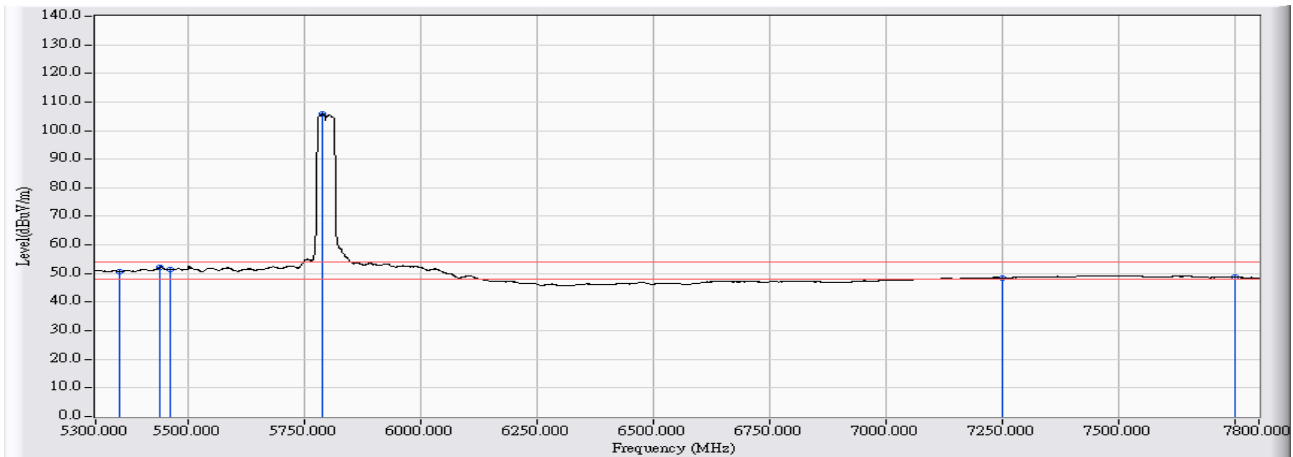


	Frequency (MHz)	Correct Factor (dB)	Reading Level (dBuV)	Measure Level (dBuV/m)	Margin (dB)	Limit (dBuV/m)	Detector Type
1	5350.000	24.980	38.186	63.166	-10.834	74.000	PEAK
2	5451.250	25.107	40.004	65.111	-8.889	74.000	PEAK
3	5460.000	25.118	37.867	62.985	-11.015	74.000	PEAK
4	* 5803.750	25.911	91.540	117.451	43.451	74.000	PEAK
5	7250.000	30.870	29.566	60.436	-13.564	74.000	PEAK
6	7750.000	31.300	30.230	61.530	-12.470	74.000	PEAK

Note:

1. All readings above 1GHz are performed with peak and/or average measurements as necessary.
2. Peak measurements: RBW = 1MHz, VBW = 1MHz, Sweep: Auto.
3. Average measurements: RBW = 1MHz, VBW = 10 Hz, Sweep: Auto.
4. “ \* ”, means this data is the worst emission level.
5. Measurement Level = Reading Level + Correct Factor.
6. The average measurement was not performed when the peak measured data under the limit of average detection.

<b>Site : CB4-H</b>	<b>Time : 2017/01/14</b>
<b>Limit : FCC_SpartC_15.209_03M_AV</b>	<b>Margin : 6</b>
<b>Probe : CB4-H_FCC_EFS_B432_1-18GHz_3M_1116 - HORIZONTAL</b>	<b>Power : AC 120 V / 60Hz</b>
<b>EUT : Mimosa C5c</b>	<b>Note : 802.11ac(40M)_5795MHz</b> <b>Mode 1: Tx-Dish ANT</b>

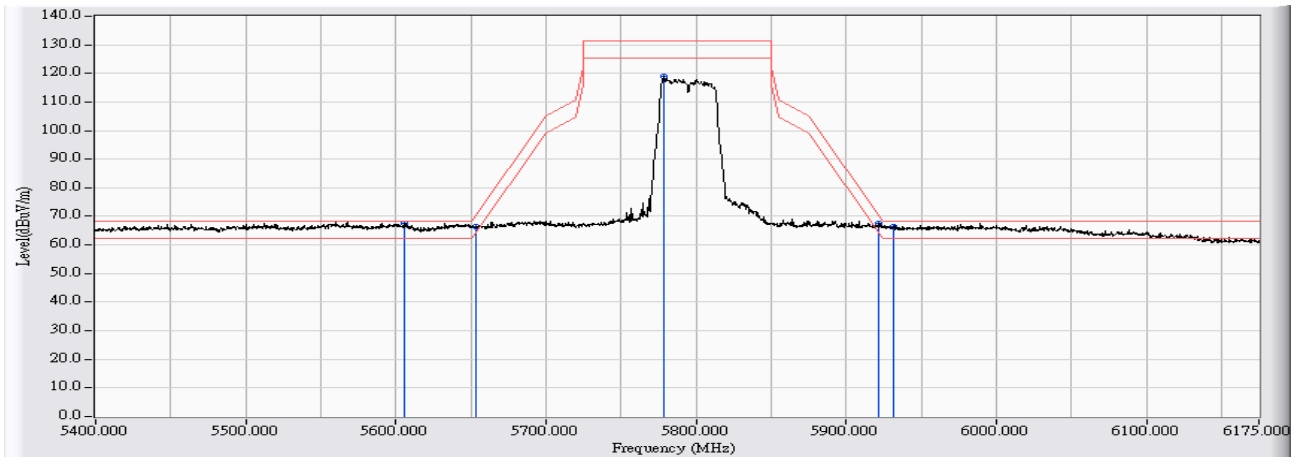


	Frequency (MHz)	Correct Factor (dB)	Reading Level (dBuV)	Measure Level (dBuV/m)	Margin (dB)	Limit (dBuV/m)	Detector Type
1	5350.000	24.980	25.684	50.664	-3.336	54.000	AVERAGE
2	5438.750	25.091	27.164	52.254	-1.746	54.000	AVERAGE
3	5460.000	25.118	26.294	51.412	-2.588	54.000	AVERAGE
4	* 5788.750	25.868	79.925	105.794	51.794	54.000	AVERAGE
5	7250.000	30.870	17.561	48.431	-5.569	54.000	AVERAGE
6	7750.000	31.300	17.402	48.702	-5.298	54.000	AVERAGE

**Note:**

1. All readings above 1GHz are performed with peak and/or average measurements as necessary.
2. Peak measurements: RBW = 1MHz, VBW = 1MHz, Sweep: Auto.
3. Average measurements: RBW = 1MHz, VBW = 10 Hz, Sweep: Auto.
4. “ \* ”, means this data is the worst emission level.
5. Measurement Level = Reading Level + Correct Factor.
6. The average measurement was not performed when the peak measured data under the limit of average detection.

Site : CB4-H	Time : 2017/01/14
Limit : FCC_Part15E_2016_B4_03M_PK	Margin : 6
Probe : CB4-H_FCC_EFS_B432_1-18GHz_3M_1116 - VERTICAL	Power : AC 120 V / 60Hz
EUT : Mimosa C5c	Note : 802.11ac(40M)_5795MHz Mode 1: Tx-Dish ANT

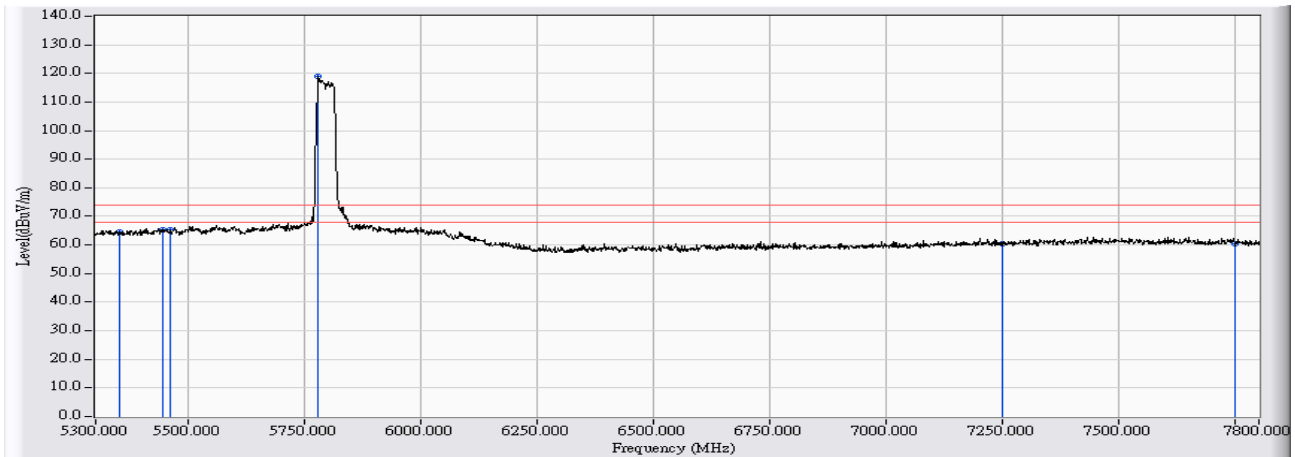


		Frequency (MHz)	Correct Factor (dB)	Reading Level (dBuV)	Measure Level (dBuV/m)	Margin (dB)	Limit (dBuV/m)	Detector Type
1	*	5605.763	25.413	42.170	67.583	-0.617	68.200	PEAK
2		5653.038	25.516	40.832	66.349	-4.099	70.448	PEAK
3		5778.200	25.839	93.063	118.902	-12.298	131.200	PEAK
4		5921.187	26.227	41.236	67.463	-3.559	71.022	PEAK
5		5931.263	26.249	40.337	66.586	-1.614	68.200	PEAK

Note:

1. All readings above 1GHz are performed with peak and/or average measurements as necessary.
2. Peak measurements: RBW = 1MHz, VBW = 1MHz, Sweep: Auto.
3. Average measurements: RBW = 1MHz, VBW = 10 Hz, Sweep: Auto.
4. “ \* ”, means this data is the worst emission level.
5. Measurement Level = Reading Level + Correct Factor.
6. The average measurement was not performed when the peak measured data under the limit of average detection.

Site : CB4-H	Time : 2017/01/14
Limit : FCC_SpartC_15.209_03M_PK	Margin : 6
Probe : CB4-H_FCC_EFS_B432_1-18GHz_3M_1116 - VERTICAL	Power : AC 120 V / 60Hz
EUT : Mimosa C5c	Note : 802.11ac(40M)_5795MHz Mode 1: Tx-Dish ANT

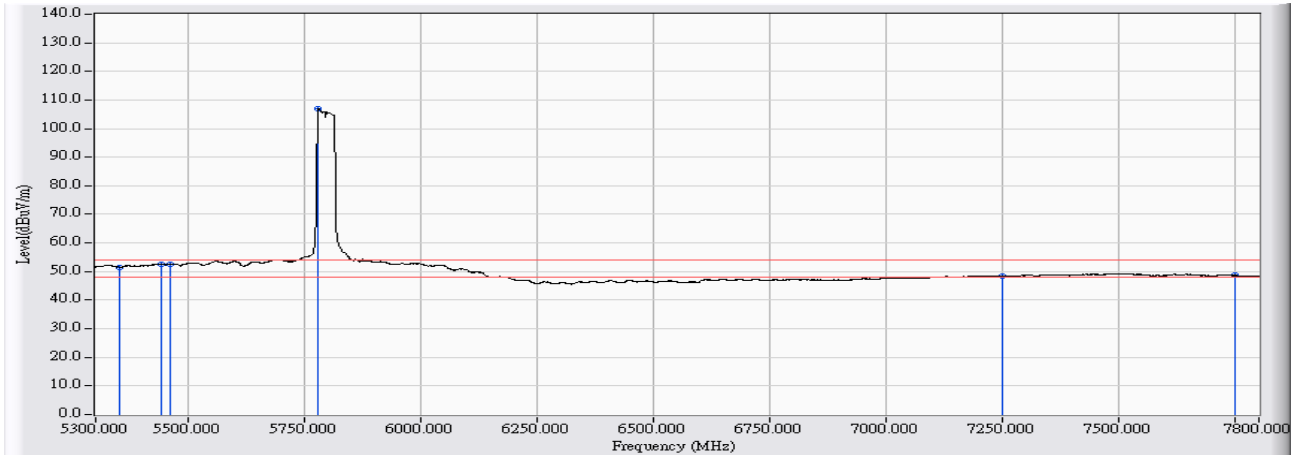


	Frequency (MHz)	Correct Factor (dB)	Reading Level (dBuV)	Measure Level (dBuV/m)	Margin (dB)	Limit (dBuV/m)	Detector Type
1	5350.000	24.980	39.530	64.510	-9.490	74.000	PEAK
2	5443.750	25.097	40.287	65.384	-8.616	74.000	PEAK
3	5460.000	25.118	40.338	65.456	-8.544	74.000	PEAK
4	* 5778.750	25.840	92.972	118.813	44.813	74.000	PEAK
5	7250.000	30.870	29.409	60.279	-13.721	74.000	PEAK
6	7750.000	31.300	29.165	60.465	-13.535	74.000	PEAK

Note:

1. All readings above 1GHz are performed with peak and/or average measurements as necessary.
2. Peak measurements: RBW = 1MHz, VBW = 1MHz, Sweep: Auto.
3. Average measurements: RBW = 1MHz, VBW = 10 Hz, Sweep: Auto.
4. “ \* ”, means this data is the worst emission level.
5. Measurement Level = Reading Level + Correct Factor.
6. The average measurement was not performed when the peak measured data under the limit of average detection.

<b>Site : CB4-H</b>	<b>Time : 2017/01/14</b>
<b>Limit : FCC_SpartC_15.209_03M_AV</b>	<b>Margin : 6</b>
<b>Probe : CB4-H_FCC_EFS_B432_1-18GHz_3M_1116 - VERTICAL</b>	<b>Power : AC 120 V / 60Hz</b>
<b>EUT : Mimosa C5c</b>	<b>Note : 802.11ac(40M)_5795MHz</b> <b>Mode 1: Tx-Dish ANT</b>



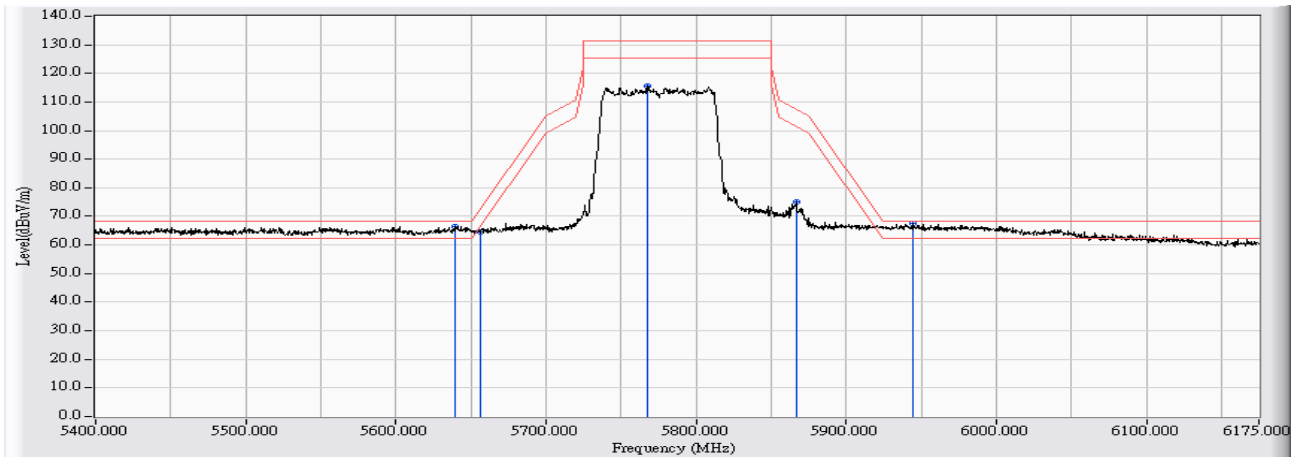
	Frequency (MHz)	Correct Factor (dB)	Reading Level (dBuV)	Measure Level (dBuV/m)	Margin (dB)	Limit (dBuV/m)	Detector Type
1	5350.000	24.980	26.548	51.528	-2.472	54.000	AVERAGE
2	5440.000	25.092	27.597	52.689	-1.311	54.000	AVERAGE
3	5460.000	25.118	27.424	52.542	-1.458	54.000	AVERAGE
4	* 5778.750	25.840	81.138	106.979	52.979	54.000	AVERAGE
5	7250.000	30.870	17.528	48.398	-5.602	54.000	AVERAGE
6	7750.000	31.300	17.347	48.647	-5.353	54.000	AVERAGE

**Note:**

1. All readings above 1GHz are performed with peak and/or average measurements as necessary.
2. Peak measurements: RBW = 1MHz, VBW = 1MHz, Sweep: Auto.
3. Average measurements: RBW = 1MHz, VBW = 10 Hz, Sweep: Auto.
4. “ \* ”, means this data is the worst emission level.
5. Measurement Level = Reading Level + Correct Factor.
6. The average measurement was not performed when the peak measured data under the limit of average detection.



Site : CB4-H	Time : 2017/01/14
Limit : FCC_Part15E_2016_B4_03M_PK	Margin : 6
Probe : CB4-H_FCC_EFS_B432_1-18GHz_3M_1116 - HORIZONTAL	Power : AC 120 V / 60Hz
EUT : Mimosa C5c	Note : 802.11ac(80M)_5775MHz Mode 1: Tx-Dish ANT

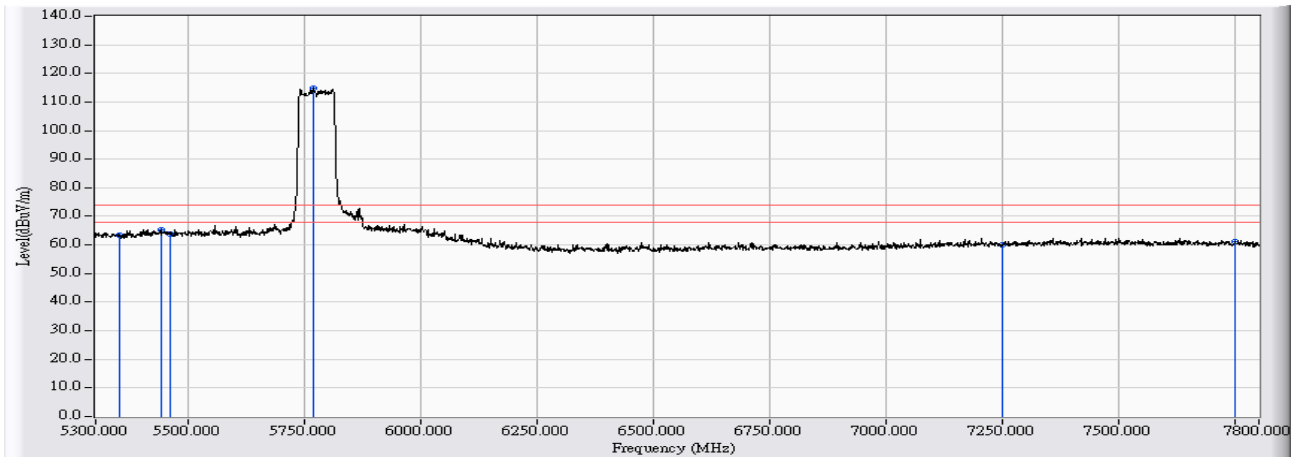


	Frequency (MHz)	Correct Factor (dB)	Reading Level (dBuV)	Measure Level (dBuV/m)	Margin (dB)	Limit (dBuV/m)	Detector Type
1	5639.862	25.488	40.776	66.264	-1.936	68.200	PEAK
2	5656.525	25.525	39.191	64.715	-8.313	73.028	PEAK
3	5768.125	25.811	89.767	115.578	-15.622	131.200	PEAK
4	5866.937	26.088	48.800	74.887	-32.571	107.458	PEAK
5	* 5944.437	26.277	41.184	67.462	-0.738	68.200	PEAK

Note:

1. All readings above 1GHz are performed with peak and/or average measurements as necessary.
2. Peak measurements: RBW = 1MHz, VBW = 1MHz, Sweep: Auto.
3. Average measurements: RBW = 1MHz, VBW = 10 Hz, Sweep: Auto.
4. “ \* ”, means this data is the worst emission level.
5. Measurement Level = Reading Level + Correct Factor.
6. The average measurement was not performed when the peak measured data under the limit of average detection.

Site : CB4-H	Time : 2017/01/14
Limit : FCC_SpartC_15.209_03M_PK	Margin : 6
Probe : CB4-H_FCC_EFS_B432_1-18GHz_3M_1116 - HORIZONTAL	Power : AC 120 V / 60Hz
EUT : Mimosa C5c	Note : 802.11ac(80M)_5775MHz Mode 1: Tx-Dish ANT

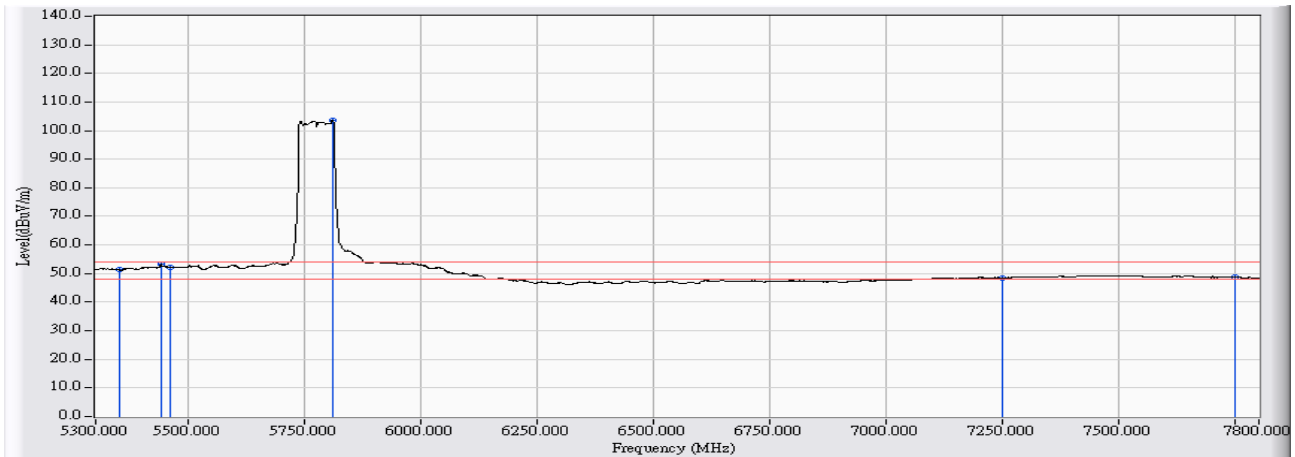


	Frequency (MHz)	Correct Factor (dB)	Reading Level (dBuV)	Measure Level (dBuV/m)	Margin (dB)	Limit (dBuV/m)	Detector Type
1	5350.000	24.980	38.619	63.599	-10.401	74.000	PEAK
2	5440.000	25.092	40.196	65.288	-8.712	74.000	PEAK
3	5460.000	25.118	38.655	63.773	-10.227	74.000	PEAK
4	* 5767.500	25.809	89.130	114.939	40.939	74.000	PEAK
5	7250.000	30.870	29.255	60.125	-13.875	74.000	PEAK
6	7750.000	31.300	29.693	60.993	-13.007	74.000	PEAK

Note:

1. All readings above 1GHz are performed with peak and/or average measurements as necessary.
2. Peak measurements: RBW = 1MHz, VBW = 1MHz, Sweep: Auto.
3. Average measurements: RBW = 1MHz, VBW = 10 Hz, Sweep: Auto.
4. " \* ", means this data is the worst emission level.
5. Measurement Level = Reading Level + Correct Factor.
6. The average measurement was not performed when the peak measured data under the limit of average detection.

Site : CB4-H	Time : 2017/01/14
Limit : FCC_SpartC_15.209_03M_AV	Margin : 6
Probe : CB4-H_FCC_EFS_B432_1-18GHz_3M_1116 - HORIZONTAL	Power : AC 120 V / 60Hz
EUT : Mimosa C5c	Note : 802.11ac(80M)_5775MHz Mode 1: Tx-Dish ANT

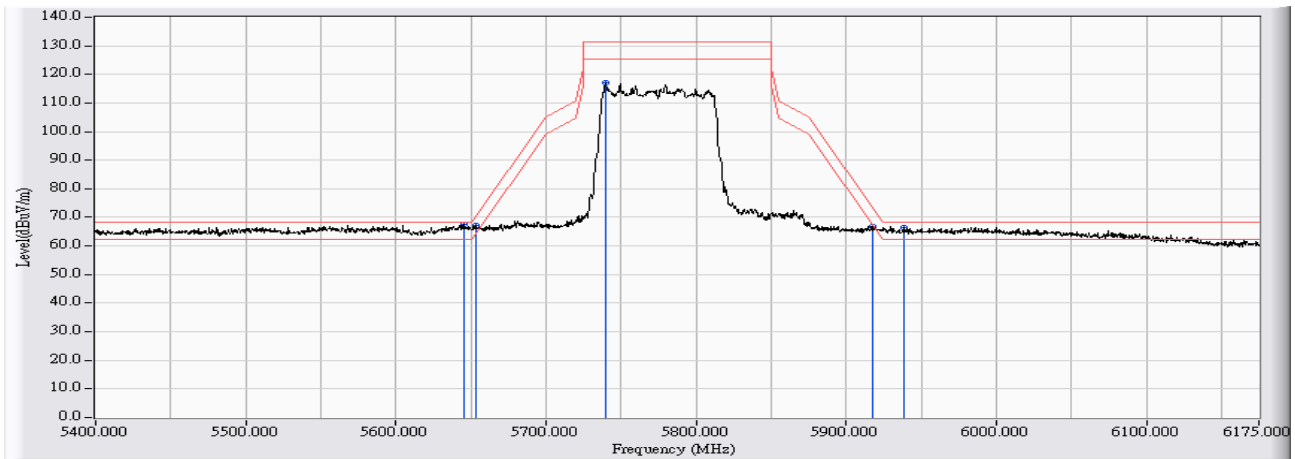


	Frequency (MHz)	Correct Factor (dB)	Reading Level (dBuV)	Measure Level (dBuV/m)	Margin (dB)	Limit (dBuV/m)	Detector Type
1	5350.000	24.980	26.316	51.296	-2.704	54.000	AVERAGE
2	5440.000	25.092	28.021	53.113	-0.887	54.000	AVERAGE
3	5460.000	25.118	27.020	52.138	-1.862	54.000	AVERAGE
4	* 5808.750	25.924	77.775	103.700	49.700	54.000	AVERAGE
5	7250.000	30.870	17.612	48.482	-5.518	54.000	AVERAGE
6	7750.000	31.300	17.392	48.692	-5.308	54.000	AVERAGE

Note:

1. All readings above 1GHz are performed with peak and/or average measurements as necessary.
2. Peak measurements: RBW = 1MHz, VBW = 1MHz, Sweep: Auto.
3. Average measurements: RBW = 1MHz, VBW = 10 Hz, Sweep: Auto.
4. " \* ", means this data is the worst emission level.
5. Measurement Level = Reading Level + Correct Factor.
6. The average measurement was not performed when the peak measured data under the limit of average detection.

Site : CB4-H	Time : 2017/01/14
Limit : FCC_Part15E_2016_B4_03M_PK	Margin : 6
Probe : CB4-H_FCC_EFS_B432_1-18GHz_3M_1116 - VERTICAL	Power : AC 120 V / 60Hz
EUT : Mimosa C5c	Note : 802.11ac(80M)_5775MHz Mode 1: Tx-Dish ANT

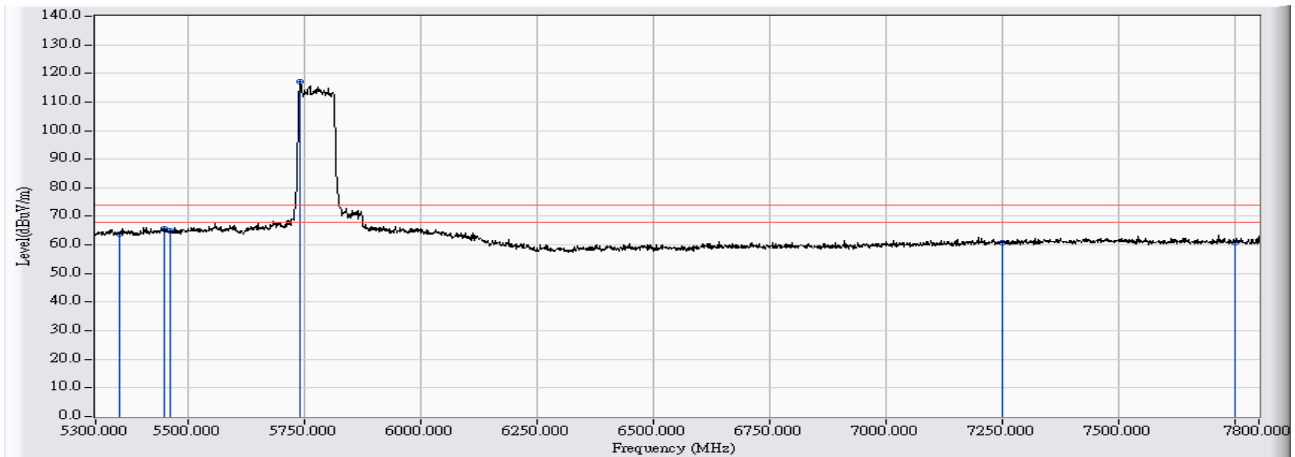


		Frequency (MHz)	Correct Factor (dB)	Reading Level (dBuV)	Measure Level (dBuV/m)	Margin (dB)	Limit (dBuV/m)	Detector Type
1	*	5645.288	25.500	41.968	67.468	-0.732	68.200	PEAK
2		5653.038	25.516	41.784	67.301	-3.147	70.448	PEAK
3	*	5739.837	25.732	91.211	116.943	-14.257	131.200	PEAK
4		5918.087	26.220	40.619	66.839	-6.477	73.316	PEAK
5		5938.237	26.265	40.339	66.603	-1.597	68.200	PEAK

Note:

1. All readings above 1GHz are performed with peak and/or average measurements as necessary.
2. Peak measurements: RBW = 1MHz, VBW = 1MHz, Sweep: Auto.
3. Average measurements: RBW = 1MHz, VBW = 10 Hz, Sweep: Auto.
4. “ \* ”, means this data is the worst emission level.
5. Measurement Level = Reading Level + Correct Factor.
6. The average measurement was not performed when the peak measured data under the limit of average detection.

Site : CB4-H	Time : 2017/01/14
Limit : FCC_SpartC_15.209_03M_PK	Margin : 6
Probe : CB4-H_FCC_EFS_B432_1-18GHz_3M_1116 - VERTICAL	Power : AC 120 V / 60Hz
EUT : Mimosa C5c	Note : 802.11ac(80M)_5775MHz Mode 1: Tx-Dish ANT

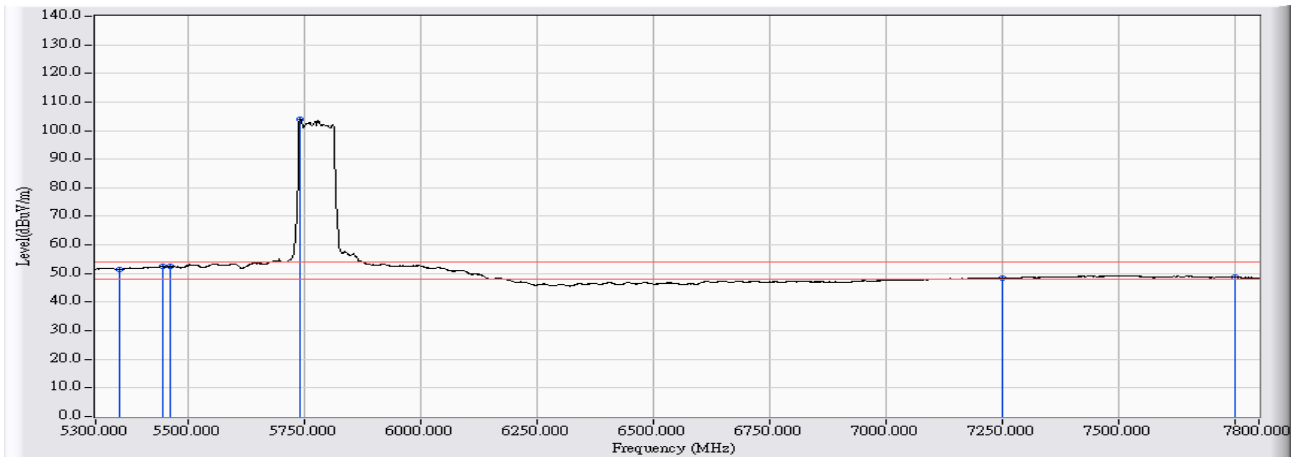


	Frequency (MHz)	Correct Factor (dB)	Reading Level (dBuV)	Measure Level (dBuV/m)	Margin (dB)	Limit (dBuV/m)	Detector Type
1	5350.000	24.980	38.856	63.836	-10.164	74.000	PEAK
2	5446.250	25.101	40.651	65.751	-8.249	74.000	PEAK
3	5460.000	25.118	39.798	64.916	-9.084	74.000	PEAK
4	* 5740.000	25.732	91.238	116.970	42.970	74.000	PEAK
5	7250.000	30.870	29.958	60.828	-13.172	74.000	PEAK
6	7750.000	31.300	29.450	60.750	-13.250	74.000	PEAK

Note:

1. All readings above 1GHz are performed with peak and/or average measurements as necessary.
2. Peak measurements: RBW = 1MHz, VBW = 1MHz, Sweep: Auto.
3. Average measurements: RBW = 1MHz, VBW = 10 Hz, Sweep: Auto.
4. “ \* ”, means this data is the worst emission level.
5. Measurement Level = Reading Level + Correct Factor.
6. The average measurement was not performed when the peak measured data under the limit of average detection.

Site : CB4-H	Time : 2017/01/14
Limit : FCC_SpartC_15.209_03M_AV	Margin : 6
Probe : CB4-H_FCC_EFS_B432_1-18GHz_3M_1116 - VERTICAL	Power : AC 120 V / 60Hz
EUT : Mimosa C5c	Note : 802.11ac(80M)_5775MHz Mode 1: Tx-Dish ANT

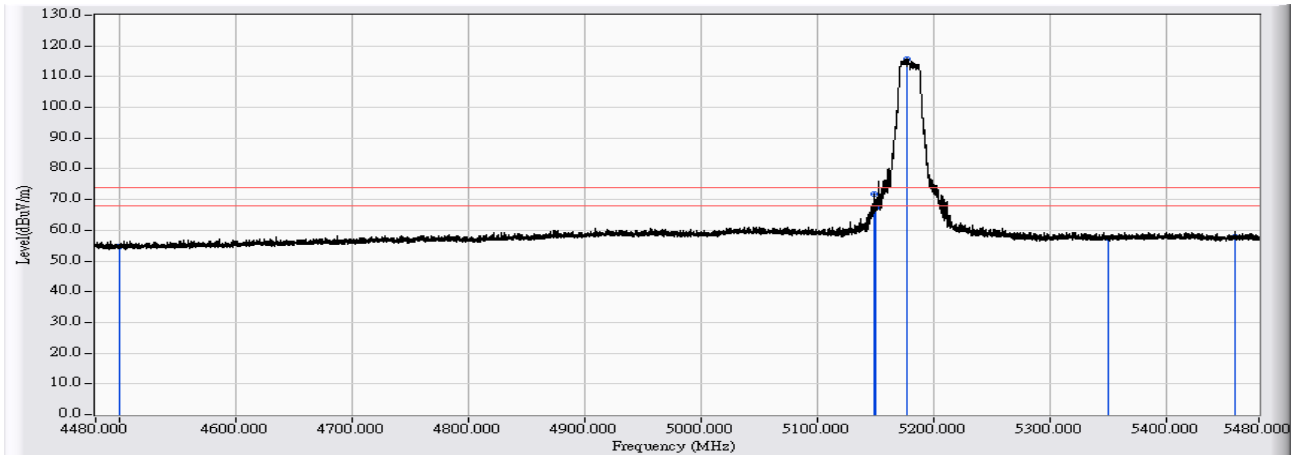


	Frequency (MHz)	Correct Factor (dB)	Reading Level (dBuV)	Measure Level (dBuV/m)	Margin (dB)	Limit (dBuV/m)	Detector Type
1	5350.000	24.980	26.488	51.468	-2.532	54.000	AVERAGE
2	5443.750	25.097	27.434	52.531	-1.469	54.000	AVERAGE
3	5460.000	25.118	27.302	52.420	-1.580	54.000	AVERAGE
4	* 5740.000	25.732	78.292	104.024	50.024	54.000	AVERAGE
5	7250.000	30.870	17.411	48.281	-5.719	54.000	AVERAGE
6	7750.000	31.300	17.364	48.664	-5.336	54.000	AVERAGE

Note:

1. All readings above 1GHz are performed with peak and/or average measurements as necessary.
2. Peak measurements: RBW = 1MHz, VBW = 1MHz, Sweep: Auto.
3. Average measurements: RBW = 1MHz, VBW = 10 Hz, Sweep: Auto.
4. “ \* ”, means this data is the worst emission level.
5. Measurement Level = Reading Level + Correct Factor.
6. The average measurement was not performed when the peak measured data under the limit of average detection.

Site : CB4-H	Time : 2017/02/16
Limit : FCC_SpartC_15.209_03M_PK	Margin : 6
Probe : CB4-H_FCC_EFS_B091_1-18GHz_3M_0117 - HORIZONTAL	Power : AC 120V / 60Hz
EUT : Mimosa C5c	Note : 802.11ac(20M)_5180MHz Mode 2: Tx-Dipole ANT

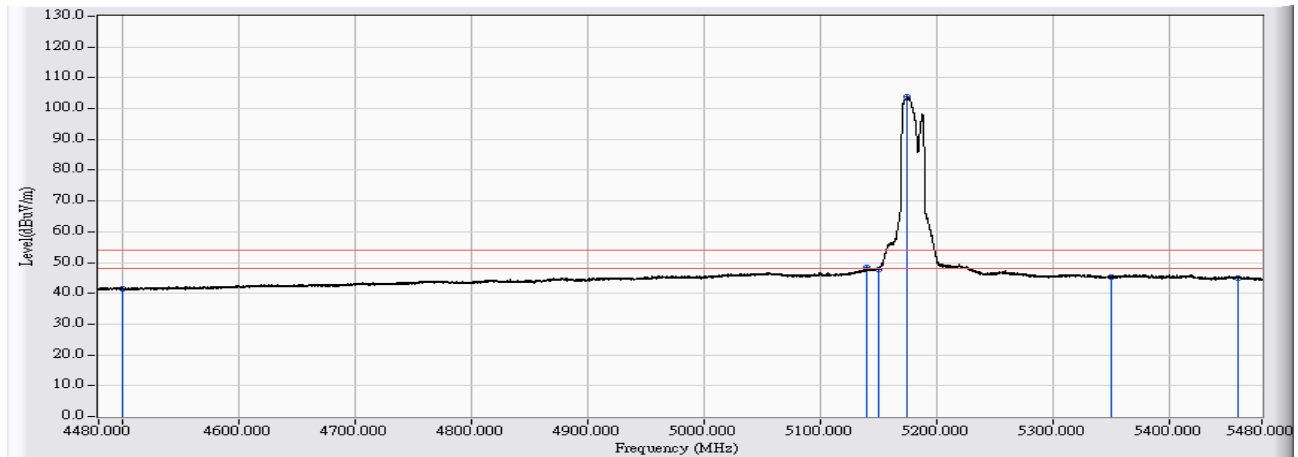


	Frequency (MHz)	Correct Factor (dB)	Reading Level (dBuV)	Measure Level (dBuV/m)	Margin (dB)	Limit (dBuV/m)	Detector Type
1	4500.000	22.335	32.401	54.736	-19.264	74.000	PEAK
2	5148.833	24.052	47.802	71.853	-2.147	74.000	PEAK
3	5150.000	24.053	43.191	67.244	-6.756	74.000	PEAK
4	* 5177.730	24.145	91.640	115.786	41.786	74.000	PEAK
5	5350.000	24.342	32.999	57.341	-16.659	74.000	PEAK
6	5460.000	24.289	33.587	57.876	-16.124	74.000	PEAK

Note:

1. All readings above 1GHz are performed with peak and/or average measurements as necessary.
2. Peak measurements: RBW = 1MHz, VBW = 1MHz, Sweep: Auto.
3. Average measurements: RBW = 1MHz, VBW = 10 Hz, Sweep: Auto.
4. “ \* ”, means this data is the worst emission level.
5. Measurement Level = Reading Level + Correct Factor.
6. The average measurement was not performed when the peak measured data under the limit of average detection.

Site : CB4-H	Time : 2017/02/16
Limit : FCC_SpartC_15.209_03M_AV	Margin : 6
Probe : CB4-H_FCC_EFS_B091_1-18GHz_3M_0117 - HORIZONTAL	Power : AC 120V / 60Hz
EUT : Mimosa C5c	Note : 802.11ac(20M)_5180MHz Mode 2: Tx-Dipole ANT



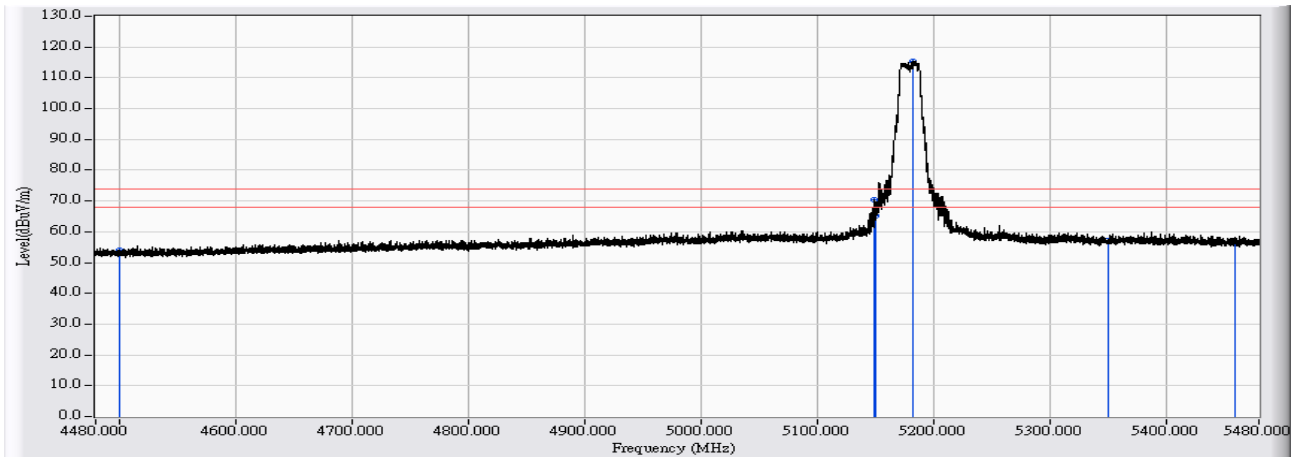
	Frequency (MHz)	Correct Factor (dB)	Reading Level (dBuV)	Measure Level (dBuV/m)	Margin (dB)	Limit (dBuV/m)	Detector Type
1	4500.000	22.335	19.148	41.483	-12.517	54.000	AVERAGE
2	5139.734	24.036	24.247	48.282	-5.718	54.000	AVERAGE
3	5150.000	24.053	23.739	47.792	-6.208	54.000	AVERAGE
4	* 5174.831	24.136	79.623	103.759	49.759	54.000	AVERAGE
5	5350.000	24.342	20.973	45.315	-8.685	54.000	AVERAGE
6	5460.000	24.289	20.603	44.892	-9.108	54.000	AVERAGE

Note:

1. All readings above 1GHz are performed with peak and/or average measurements as necessary.
2. Peak measurements: RBW = 1MHz, VBW = 1MHz, Sweep: Auto.
3. Average measurements: RBW = 1MHz, VBW = 10 Hz, Sweep: Auto.
4. “ \* ”, means this data is the worst emission level.
5. Measurement Level = Reading Level + Correct Factor.
6. The average measurement was not performed when the peak measured data under the limit of average detection.



Site : CB4-H	Time : 2017/02/16
Limit : FCC_SpartC_15.209_03M_PK	Margin : 6
Probe : CB4-H_FCC_EFS_B091_1-18GHz_3M_0117 - VERTICAL	Power : AC 120V / 60Hz
EUT : Mimosa C5c	Note : 802.11ac(20M)_5180MHz Mode 2: Tx-Dipole ANT

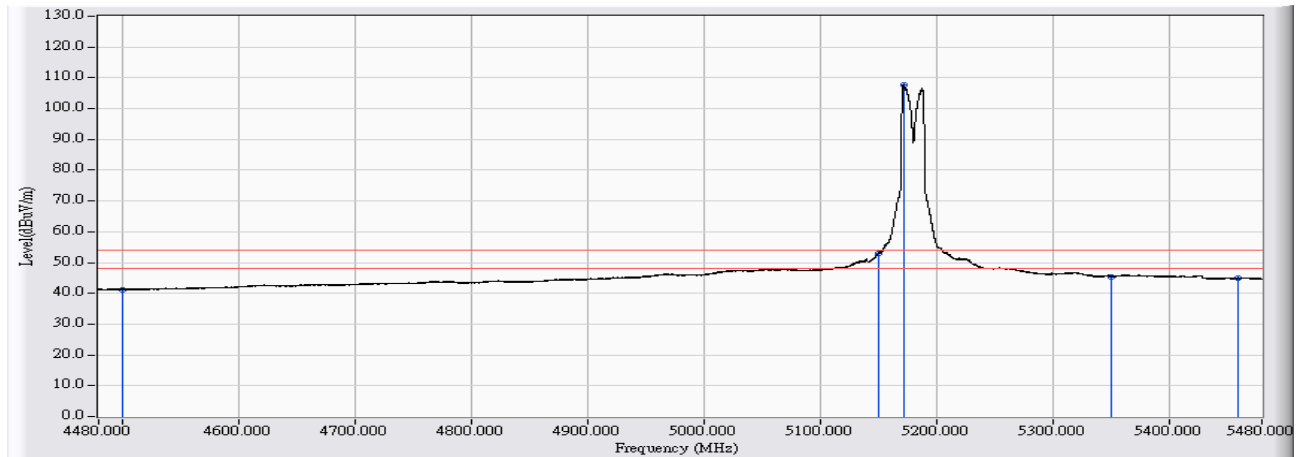


	Frequency (MHz)	Correct Factor (dB)	Reading Level (dBuV)	Measure Level (dBuV/m)	Margin (dB)	Limit (dBuV/m)	Detector Type
1	4500.000	22.335	31.809	54.144	-19.856	74.000	PEAK
2	5149.533	24.053	46.480	70.533	-3.467	74.000	PEAK
3	5150.000	24.053	40.987	65.040	-8.960	74.000	PEAK
4	* 5182.830	24.162	91.282	115.445	41.445	74.000	PEAK
5	5350.000	24.342	32.732	57.074	-16.926	74.000	PEAK
6	5460.000	24.289	32.308	56.597	-17.403	74.000	PEAK

Note:

1. All readings above 1GHz are performed with peak and/or average measurements as necessary.
2. Peak measurements: RBW = 1MHz, VBW = 1MHz, Sweep: Auto.
3. Average measurements: RBW = 1MHz, VBW = 10 Hz, Sweep: Auto.
4. “ \* ”, means this data is the worst emission level.
5. Measurement Level = Reading Level + Correct Factor.
6. The average measurement was not performed when the peak measured data under the limit of average detection.

Site : CB4-H	Time : 2017/02/16
Limit : FCC_SpartC_15.209_03M_AV	Margin : 6
Probe : CB4-H_FCC_EFS_B091_1-18GHz_3M_0117 - VERTICAL	Power : AC 120V / 60Hz
EUT : Mimosa C5c	Note : 802.11ac(20M)_5180MHz Mode 2: Tx-Dipole ANT

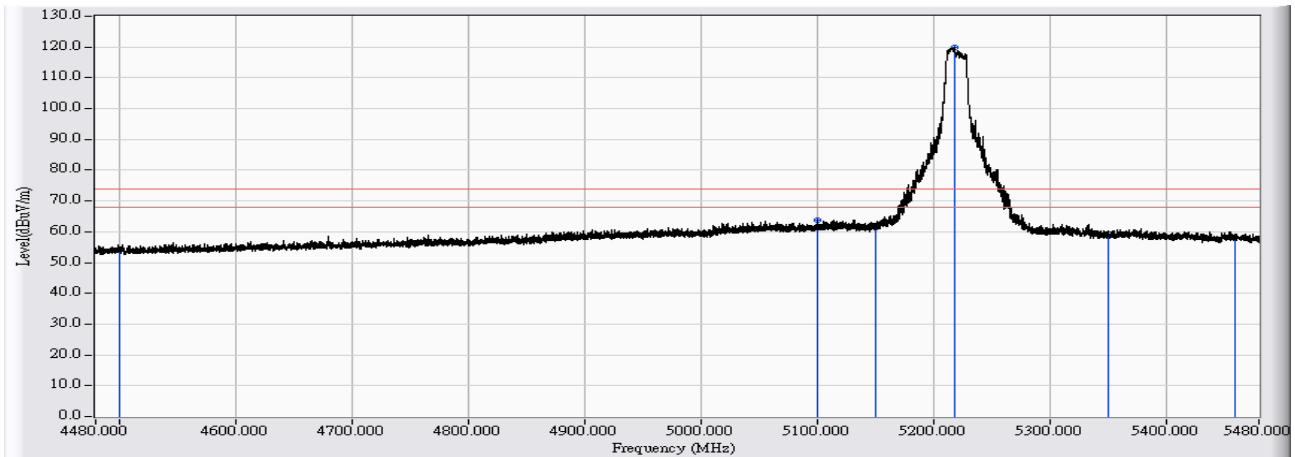


	Frequency (MHz)	Correct Factor (dB)	Reading Level (dBuV)	Measure Level (dBuV/m)	Margin (dB)	Limit (dBuV/m)	Detector Type
1	4500.000	22.335	18.889	41.224	-12.776	54.000	AVERAGE
2	5149.933	24.053	28.803	52.856	-1.144	54.000	AVERAGE
3	5150.000	24.053	28.909	52.962	-1.038	54.000	AVERAGE
4	* 5171.831	24.125	83.571	107.697	53.697	54.000	AVERAGE
5	5350.000	24.342	21.133	45.475	-8.525	54.000	AVERAGE
6	5460.000	24.289	20.642	44.931	-9.069	54.000	AVERAGE

Note:

1. All readings above 1GHz are performed with peak and/or average measurements as necessary.
2. Peak measurements: RBW = 1MHz, VBW = 1MHz, Sweep: Auto.
3. Average measurements: RBW = 1MHz, VBW = 10 Hz, Sweep: Auto.
4. “ \* ”, means this data is the worst emission level.
5. Measurement Level = Reading Level + Correct Factor.
6. The average measurement was not performed when the peak measured data under the limit of average detection.

Site : CB4-H	Time : 2017/02/16
Limit : FCC_SpartC_15.209_03M_PK	Margin : 6
Probe : CB4-H_FCC_EFS_B091_1-18GHz_3M_0117 - HORIZONTAL	Power : AC 120V / 60Hz
EUT : Mimosa C5c	Note : 802.11ac(20M)_5220MHz Mode 2: Tx-Dipole ANT

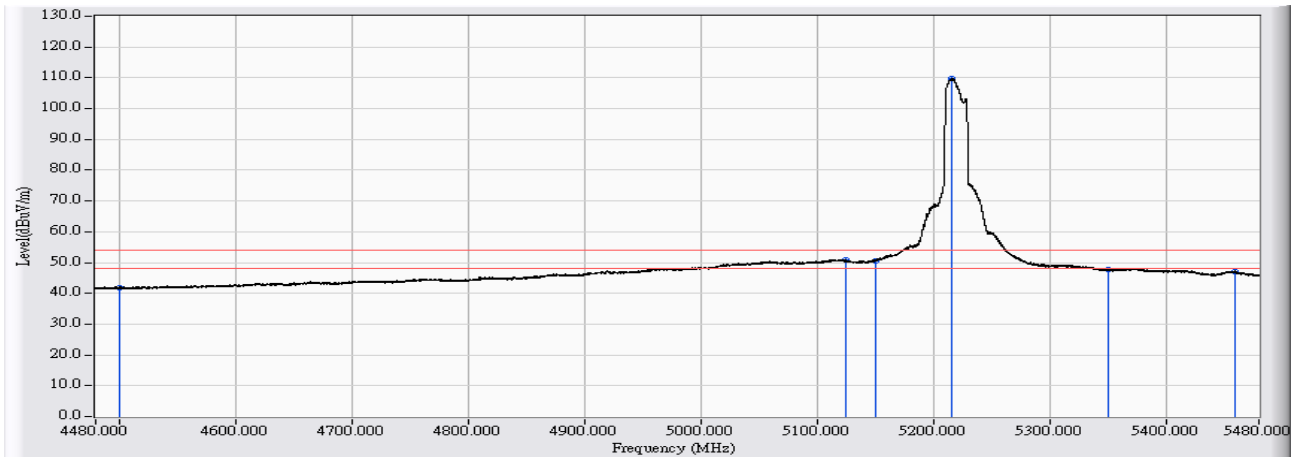


	Frequency (MHz)	Correct Factor (dB)	Reading Level (dBuV)	Measure Level (dBuV/m)	Margin (dB)	Limit (dBuV/m)	Detector Type
1	4500.000	22.335	32.076	54.411	-19.589	74.000	PEAK
2	5100.838	23.974	39.835	63.810	-10.190	74.000	PEAK
3	5150.000	24.053	37.275	61.328	-12.672	74.000	PEAK
4	* 5217.926	24.242	95.648	119.890	45.890	74.000	PEAK
5	5350.000	24.342	34.851	59.193	-14.807	74.000	PEAK
6	5460.000	24.289	33.808	58.097	-15.903	74.000	PEAK

Note:

1. All readings above 1GHz are performed with peak and/or average measurements as necessary.
2. Peak measurements: RBW = 1MHz, VBW = 1MHz, Sweep: Auto.
3. Average measurements: RBW = 1MHz, VBW = 10 Hz, Sweep: Auto.
4. “ \* ”, means this data is the worst emission level.
5. Measurement Level = Reading Level + Correct Factor.
6. The average measurement was not performed when the peak measured data under the limit of average detection.

Site : CB4-H	Time : 2017/02/16
Limit : FCC_SpartC_15.209_03M_AV	Margin : 6
Probe : CB4-H_FCC_EFS_B091_1-18GHz_3M_0117 - HORIZONTAL	Power : AC 120V / 60Hz
EUT : Mimosa C5c	Note : 802.11ac(20M)_5220MHz Mode 2: Tx-Dipole ANT

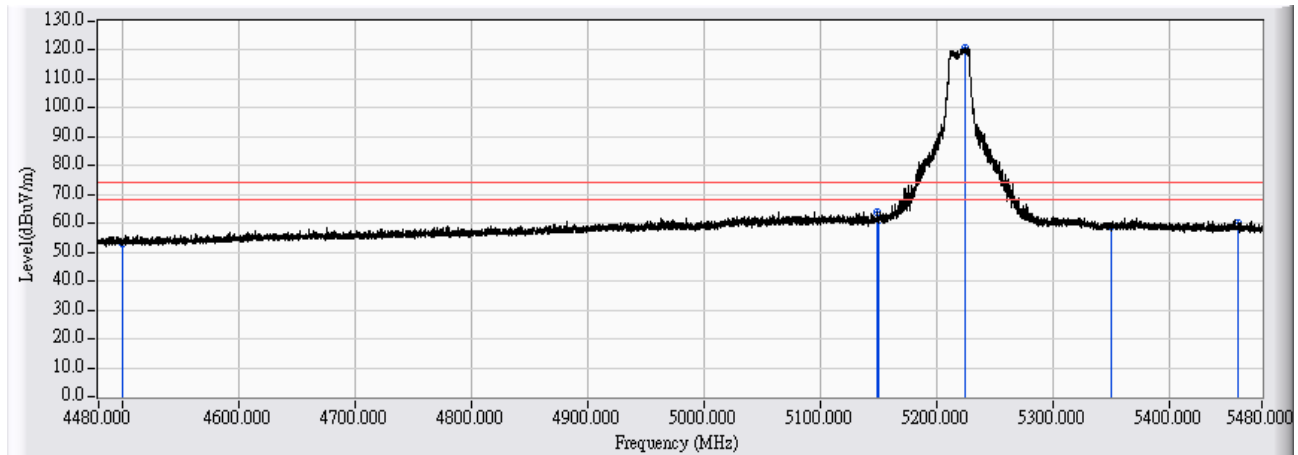


	Frequency (MHz)	Correct Factor (dB)	Reading Level (dBuV)	Measure Level (dBuV/m)	Margin (dB)	Limit (dBuV/m)	Detector Type
1	4500.000	22.335	19.342	41.677	-12.323	54.000	AVERAGE
2	5124.936	24.011	26.702	50.713	-3.287	54.000	AVERAGE
3	5150.000	24.053	26.425	50.478	-3.522	54.000	AVERAGE
4	* 5216.526	24.240	85.530	109.770	55.770	54.000	AVERAGE
5	5350.000	24.342	23.311	47.653	-6.347	54.000	AVERAGE
6	5460.000	24.289	22.868	47.157	-6.843	54.000	AVERAGE

Note:

1. All readings above 1GHz are performed with peak and/or average measurements as necessary.
2. Peak measurements: RBW = 1MHz, VBW = 1MHz, Sweep: Auto.
3. Average measurements: RBW = 1MHz, VBW = 10 Hz, Sweep: Auto.
4. “ \* ”, means this data is the worst emission level.
5. Measurement Level = Reading Level + Correct Factor.
6. The average measurement was not performed when the peak measured data under the limit of average detection.

Site : CB4-H	Time : 2017/02/16
Limit : FCC_SpartC_15.209_03M_PK	Margin : 6
Probe : CB4-H_FCC_EFS_B091_1-18GHz_3M_0117 - VERTICAL	Power : AC 120V / 60Hz
EUT : Mimosa C5c	Note : 802.11ac(20M)_5220MHz Mode 2: Tx-Dipole ANT

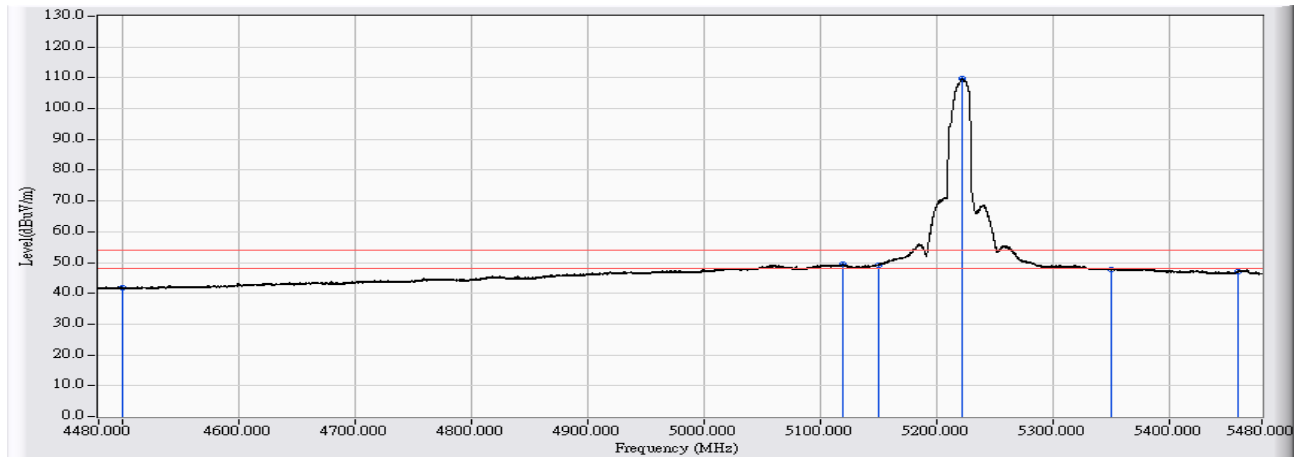


	Frequency (MHz)	Correct Factor (dB)	Reading Level (dBuV)	Measure Level (dBuV/m)	Margin (dB)	Limit (dBuV/m)	Detector Type
1	4500.000	22.335	30.909	53.244	-20.756	74.000	PEAK
2	5149.433	24.052	40.060	64.112	-9.888	74.000	PEAK
3	5150.000	24.053	37.258	61.311	-12.689	74.000	PEAK
4	* 5225.325	24.250	96.560	120.810	46.810	74.000	PEAK
5	5350.000	24.342	34.811	59.153	-14.847	74.000	PEAK
6	5460.000	24.289	35.744	60.033	-13.967	74.000	PEAK

Note:

1. All readings above 1GHz are performed with peak and/or average measurements as necessary.
2. Peak measurements: RBW = 1MHz, VBW = 1MHz, Sweep: Auto.
3. Average measurements: RBW = 1MHz, VBW = 10 Hz, Sweep: Auto.
4. “ \* ”, means this data is the worst emission level.
5. Measurement Level = Reading Level + Correct Factor.
6. The average measurement was not performed when the peak measured data under the limit of average detection.

Site : CB4-H	Time : 2017/02/16
Limit : FCC_SpartC_15.209_03M_AV	Margin : 6
Probe : CB4-H_FCC_EFS_B091_1-18GHz_3M_0117 - VERTICAL	Power : AC 120V / 60Hz
EUT : Mimosa C5c	Note : 802.11ac(20M)_5220MHz Mode 2: Tx-Dipole ANT

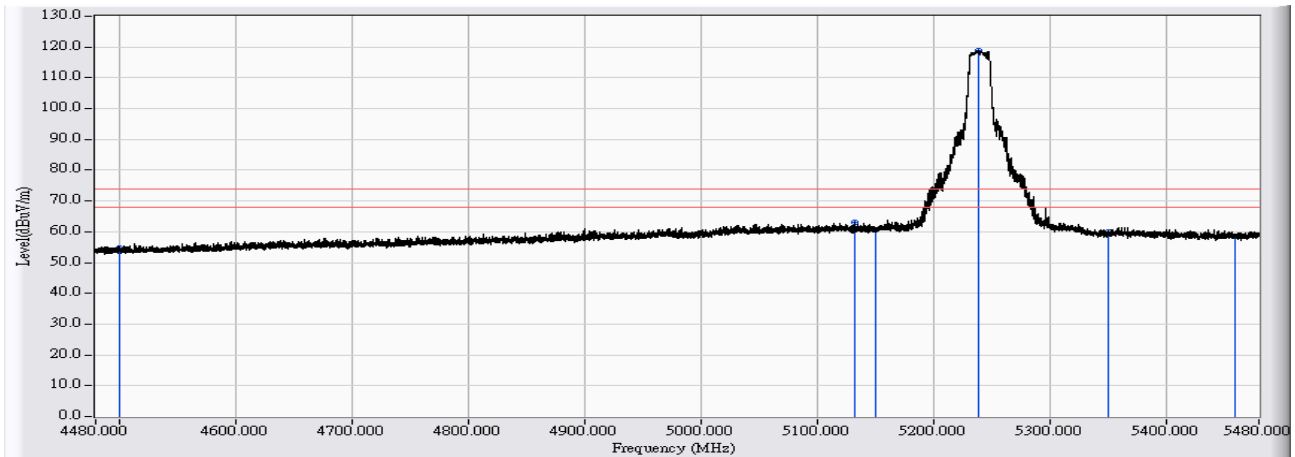


	Frequency (MHz)	Correct Factor (dB)	Reading Level (dBuV)	Measure Level (dBuV/m)	Margin (dB)	Limit (dBuV/m)	Detector Type
1	4500.000	22.335	19.408	41.743	-12.257	54.000	AVERAGE
2	5120.136	24.004	25.562	49.566	-4.434	54.000	AVERAGE
3	5150.000	24.053	25.106	49.159	-4.841	54.000	AVERAGE
4	* 5221.926	24.247	85.631	109.877	55.877	54.000	AVERAGE
5	5350.000	24.342	23.392	47.734	-6.266	54.000	AVERAGE
6	5460.000	24.289	22.691	46.980	-7.020	54.000	AVERAGE

Note:

1. All readings above 1GHz are performed with peak and/or average measurements as necessary.
2. Peak measurements: RBW = 1MHz, VBW = 1MHz, Sweep: Auto.
3. Average measurements: RBW = 1MHz, VBW = 10 Hz, Sweep: Auto.
4. “ \* ”, means this data is the worst emission level.
5. Measurement Level = Reading Level + Correct Factor.
6. The average measurement was not performed when the peak measured data under the limit of average detection.

Site : CB4-H	Time : 2017/02/16
Limit : FCC_SpartC_15.209_03M_PK	Margin : 6
Probe : CB4-H_FCC_EFS_B091_1-18GHz_3M_0117 - HORIZONTAL	Power : AC 120V / 60Hz
EUT : Mimosa C5c	Note : 802.11ac(20M)_5240MHz Mode 2: Tx-Dipole ANT

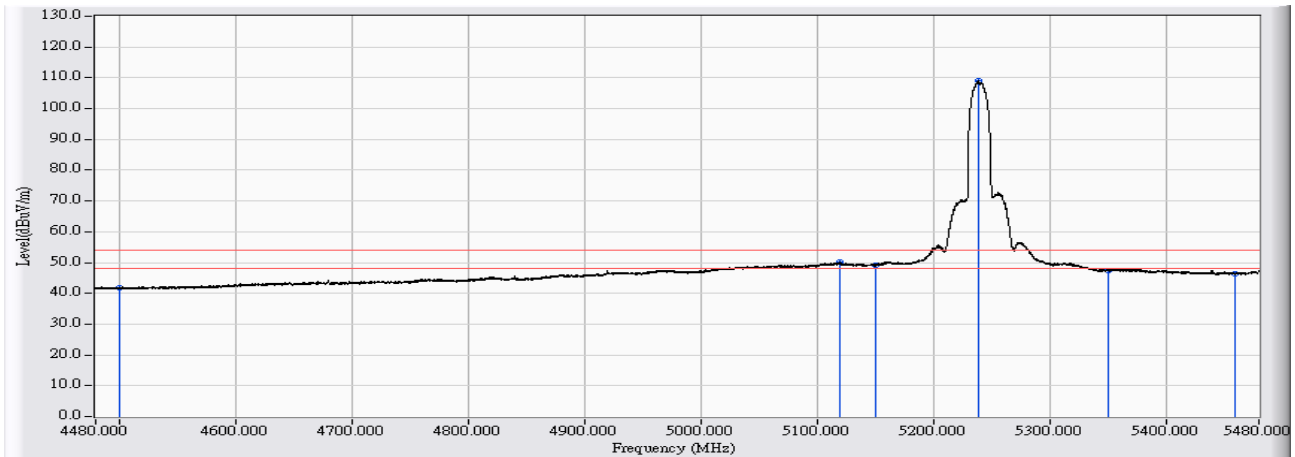


	Frequency (MHz)	Correct Factor (dB)	Reading Level (dBuV)	Measure Level (dBuV/m)	Margin (dB)	Limit (dBuV/m)	Detector Type
1	4500.000	22.335	32.442	54.777	-19.223	74.000	PEAK
2	5132.835	24.023	39.100	63.124	-10.876	74.000	PEAK
3	5150.000	24.053	36.439	60.492	-13.508	74.000	PEAK
4	* 5238.624	24.266	94.726	118.992	44.992	74.000	PEAK
5	5350.000	24.342	35.558	59.900	-14.100	74.000	PEAK
6	5460.000	24.289	34.187	58.476	-15.524	74.000	PEAK

Note:

1. All readings above 1GHz are performed with peak and/or average measurements as necessary.
2. Peak measurements: RBW = 1MHz, VBW = 1MHz, Sweep: Auto.
3. Average measurements: RBW = 1MHz, VBW = 10 Hz, Sweep: Auto.
4. “ \* ”, means this data is the worst emission level.
5. Measurement Level = Reading Level + Correct Factor.
6. The average measurement was not performed when the peak measured data under the limit of average detection.

Site : CB4-H	Time : 2017/02/16
Limit : FCC_SpartC_15.209_03M_AV	Margin : 6
Probe : CB4-H_FCC_EFS_B091_1-18GHz_3M_0117 - HORIZONTAL	Power : AC 120V / 60Hz
EUT : Mimosa C5c	Note : 802.11ac(20M)_5240MHz Mode 2: Tx-Dipole ANT



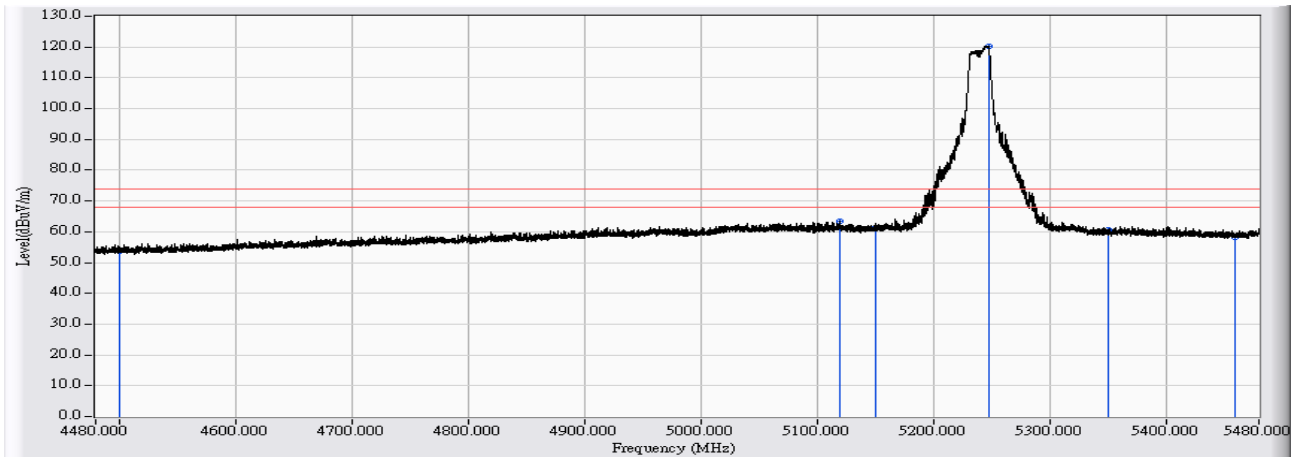
	Frequency (MHz)	Correct Factor (dB)	Reading Level (dBuV)	Measure Level (dBuV/m)	Margin (dB)	Limit (dBuV/m)	Detector Type
1	4500.000	22.335	19.519	41.854	-12.146	54.000	AVERAGE
2	5120.136	24.004	26.105	50.109	-3.891	54.000	AVERAGE
3	5150.000	24.053	24.988	49.041	-4.959	54.000	AVERAGE
4	* 5238.924	24.267	84.656	108.923	54.923	54.000	AVERAGE
5	5350.000	24.342	23.119	47.461	-6.539	54.000	AVERAGE
6	5460.000	24.289	22.230	46.519	-7.481	54.000	AVERAGE

Note:

1. All readings above 1GHz are performed with peak and/or average measurements as necessary.
2. Peak measurements: RBW = 1MHz, VBW = 1MHz, Sweep: Auto.
3. Average measurements: RBW = 1MHz, VBW = 10 Hz, Sweep: Auto.
4. “ \* ”, means this data is the worst emission level.
5. Measurement Level = Reading Level + Correct Factor.
6. The average measurement was not performed when the peak measured data under the limit of average detection.



Site : CB4-H	Time : 2017/02/16
Limit : FCC_SpartC_15.209_03M_PK	Margin : 6
Probe : CB4-H_FCC_EFS_B091_1-18GHz_3M_0117 - VERTICAL	Power : AC 120V / 60Hz
EUT : Mimosa C5c	Note : 802.11ac(20M)_5240MHz Mode 2: Tx-Dipole ANT

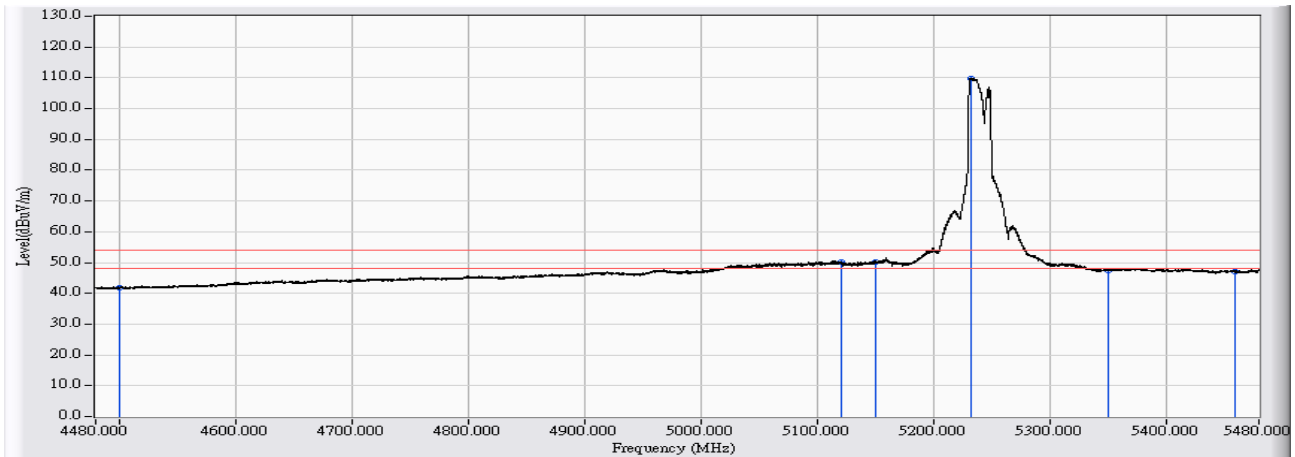


	Frequency (MHz)	Correct Factor (dB)	Reading Level (dBuV)	Measure Level (dBuV/m)	Margin (dB)	Limit (dBuV/m)	Detector Type
1	4500.000	22.335	31.302	53.637	-20.363	74.000	PEAK
2	5119.636	24.003	39.472	63.475	-10.525	74.000	PEAK
3	5150.000	24.053	37.218	61.271	-12.729	74.000	PEAK
4	* 5247.323	24.277	96.069	120.345	46.345	74.000	PEAK
5	5350.000	24.342	36.168	60.510	-13.490	74.000	PEAK
6	5460.000	24.289	34.029	58.318	-15.682	74.000	PEAK

Note:

1. All readings above 1GHz are performed with peak and/or average measurements as necessary.
2. Peak measurements: RBW = 1MHz, VBW = 1MHz, Sweep: Auto.
3. Average measurements: RBW = 1MHz, VBW = 10 Hz, Sweep: Auto.
4. “ \* ”, means this data is the worst emission level.
5. Measurement Level = Reading Level + Correct Factor.
6. The average measurement was not performed when the peak measured data under the limit of average detection.

Site : CB4-H	Time : 2017/02/16
Limit : FCC_SpartC_15.209_03M_AV	Margin : 6
Probe : CB4-H_FCC_EFS_B091_1-18GHz_3M_0117 - VERTICAL	Power : AC 120V / 60Hz
EUT : Mimosa C5c	Note : 802.11ac(20M)_5240MHz Mode 2: Tx-Dipole ANT

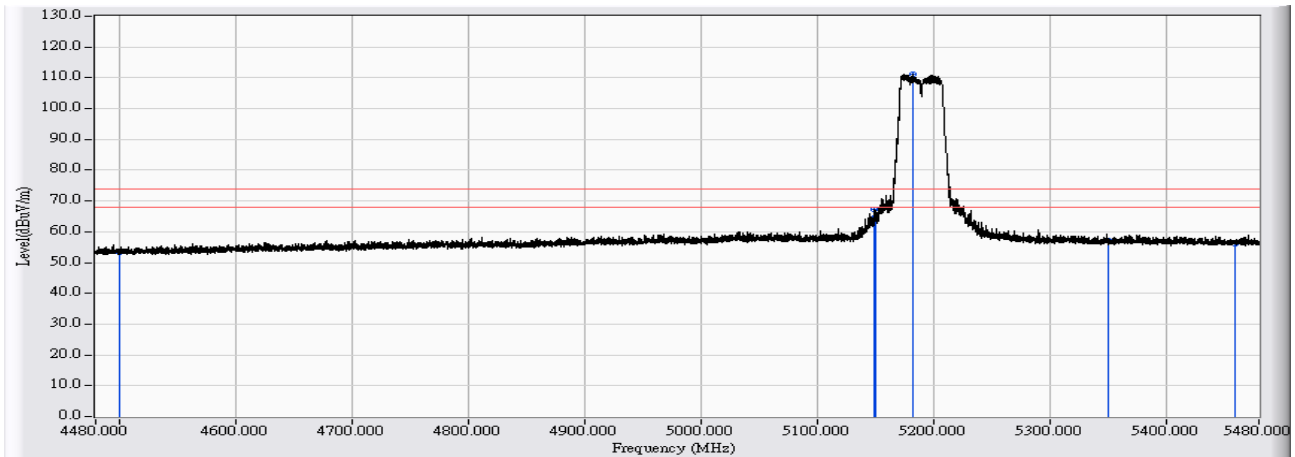


	Frequency (MHz)	Correct Factor (dB)	Reading Level (dBuV)	Measure Level (dBuV/m)	Margin (dB)	Limit (dBuV/m)	Detector Type
1	4500.000	22.335	19.318	41.653	-12.347	54.000	AVERAGE
2	5120.936	24.005	26.239	50.244	-3.756	54.000	AVERAGE
3	5150.000	24.053	25.970	50.023	-3.977	54.000	AVERAGE
4	* 5232.825	24.259	85.646	109.905	55.905	54.000	AVERAGE
5	5350.000	24.342	22.998	47.340	-6.660	54.000	AVERAGE
6	5460.000	24.289	22.815	47.104	-6.896	54.000	AVERAGE

Note:

1. All readings above 1GHz are performed with peak and/or average measurements as necessary.
2. Peak measurements: RBW = 1MHz, VBW = 1MHz, Sweep: Auto.
3. Average measurements: RBW = 1MHz, VBW = 10 Hz, Sweep: Auto.
4. “ \* ”, means this data is the worst emission level.
5. Measurement Level = Reading Level + Correct Factor.
6. The average measurement was not performed when the peak measured data under the limit of average detection.

Site : CB4-H	Time : 2017/02/16
Limit : FCC_SpartC_15.209_03M_PK	Margin : 6
Probe : CB4-H_FCC_EFS_B091_1-18GHz_3M_0117 - HORIZONTAL	Power : AC 120V / 60Hz
EUT : Mimosa C5c	Note : 802.11ac(40M)_5190MHz Mode 2: Tx-Dipole ANT

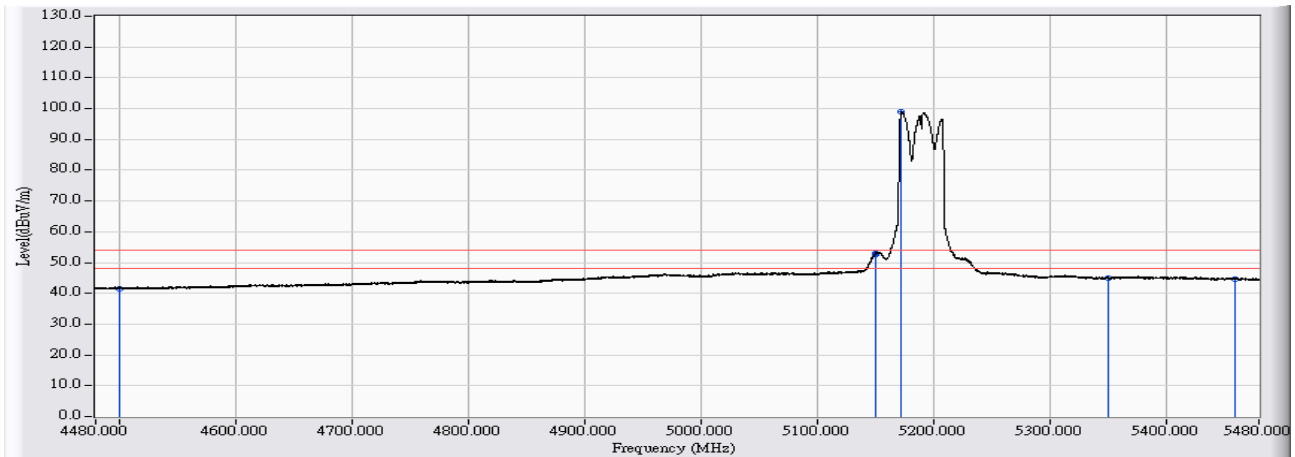


	Frequency (MHz)	Correct Factor (dB)	Reading Level (dBuV)	Measure Level (dBuV/m)	Margin (dB)	Limit (dBuV/m)	Detector Type
1	4500.000	22.335	30.893	53.228	-20.772	74.000	PEAK
2	5149.833	24.053	43.384	67.437	-6.563	74.000	PEAK
3	5150.000	24.053	40.689	64.742	-9.258	74.000	PEAK
4	* 5182.130	24.161	87.017	111.177	37.177	74.000	PEAK
5	5350.000	24.342	32.924	57.266	-16.734	74.000	PEAK
6	5460.000	24.289	31.780	56.069	-17.931	74.000	PEAK

Note:

1. All readings above 1GHz are performed with peak and/or average measurements as necessary.
2. Peak measurements: RBW = 1MHz, VBW = 1MHz, Sweep: Auto.
3. Average measurements: RBW = 1MHz, VBW = 10 Hz, Sweep: Auto.
4. “ \* ”, means this data is the worst emission level.
5. Measurement Level = Reading Level + Correct Factor.
6. The average measurement was not performed when the peak measured data under the limit of average detection.

Site : CB4-H	Time : 2017/02/16
Limit : FCC_SpartC_15.209_03M_AV	Margin : 6
Probe : CB4-H_FCC_EFS_B091_1-18GHz_3M_0117 - HORIZONTAL	Power : AC 120V / 60Hz
EUT : Mimosa C5c	Note : 802.11ac(40M)_5190MHz Mode 2: Tx-Dipole ANT

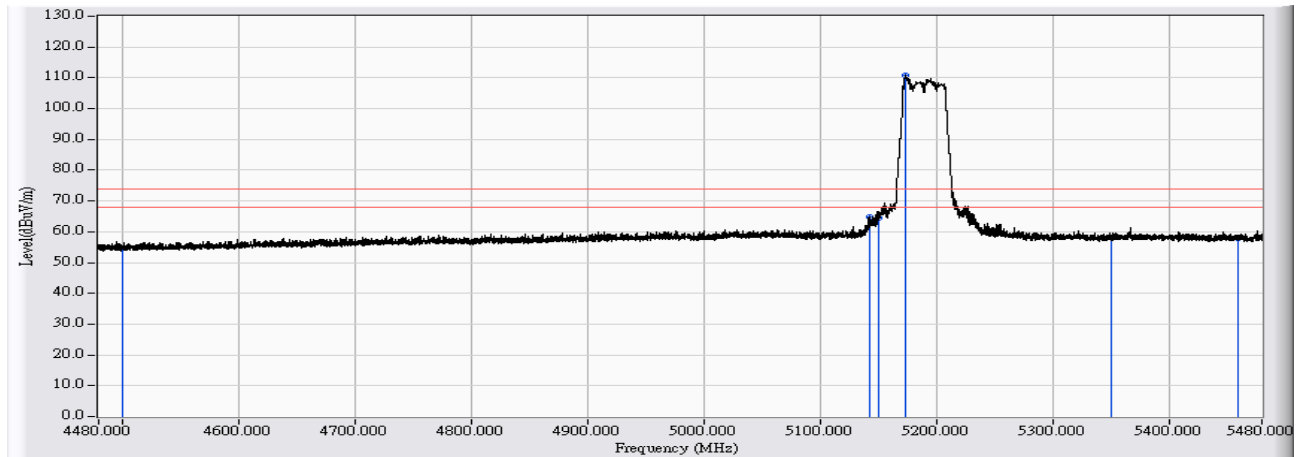


	Frequency (MHz)	Correct Factor (dB)	Reading Level (dBuV)	Measure Level (dBuV/m)	Margin (dB)	Limit (dBuV/m)	Detector Type
1	4500.000	22.335	19.258	41.593	-12.407	54.000	AVERAGE
2	5149.933	24.053	28.757	52.810	-1.190	54.000	AVERAGE
3	5150.000	24.053	28.736	52.789	-1.211	54.000	AVERAGE
4	* 5172.631	24.128	74.838	98.966	44.966	54.000	AVERAGE
5	5350.000	24.342	20.642	44.984	-9.016	54.000	AVERAGE
6	5460.000	24.289	20.357	44.646	-9.354	54.000	AVERAGE

Note:

1. All readings above 1GHz are performed with peak and/or average measurements as necessary.
2. Peak measurements: RBW = 1MHz, VBW = 1MHz, Sweep: Auto.
3. Average measurements: RBW = 1MHz, VBW = 10 Hz, Sweep: Auto.
4. “ \* ”, means this data is the worst emission level.
5. Measurement Level = Reading Level + Correct Factor.
6. The average measurement was not performed when the peak measured data under the limit of average detection.

Site : CB4-H	Time : 2017/02/16
Limit : FCC_SpartC_15.209_03M_PK	Margin : 6
Probe : CB4-H_FCC_EFS_B091_1-18GHz_3M_0117 - VERTICAL	Power : AC 120V / 60Hz
EUT : Mimosa C5c	Note : 802.11ac(40M)_5190MHz Mode 2: Tx-Dipole ANT

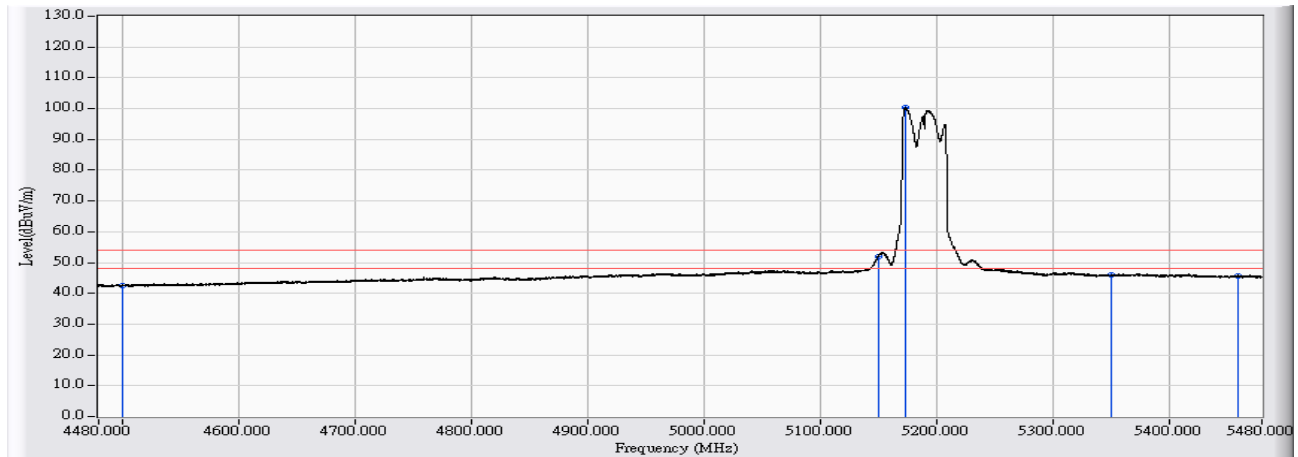


	Frequency (MHz)	Correct Factor (dB)	Reading Level (dBuV)	Measure Level (dBuV/m)	Margin (dB)	Limit (dBuV/m)	Detector Type
1	4500.000	22.335	32.550	54.885	-19.115	74.000	PEAK
2	5143.434	24.041	40.863	64.904	-9.096	74.000	PEAK
3	5150.000	24.053	40.562	64.615	-9.385	74.000	PEAK
4	* 5173.531	24.131	86.755	110.886	36.886	74.000	PEAK
5	5350.000	24.342	33.987	58.329	-15.671	74.000	PEAK
6	5460.000	24.289	33.694	57.983	-16.017	74.000	PEAK

Note:

1. All readings above 1GHz are performed with peak and/or average measurements as necessary.
2. Peak measurements: RBW = 1MHz, VBW = 1MHz, Sweep: Auto.
3. Average measurements: RBW = 1MHz, VBW = 10 Hz, Sweep: Auto.
4. “ \* ”, means this data is the worst emission level.
5. Measurement Level = Reading Level + Correct Factor.
6. The average measurement was not performed when the peak measured data under the limit of average detection.

Site : CB4-H	Time : 2017/02/16
Limit : FCC_SpartC_15.209_03M_AV	Margin : 6
Probe : CB4-H_FCC_EFS_B091_1-18GHz_3M_0117 - VERTICAL	Power : AC 120V / 60Hz
EUT : Mimosa C5c	Note : 802.11ac(40M)_5190MHz Mode 2: Tx-Dipole ANT

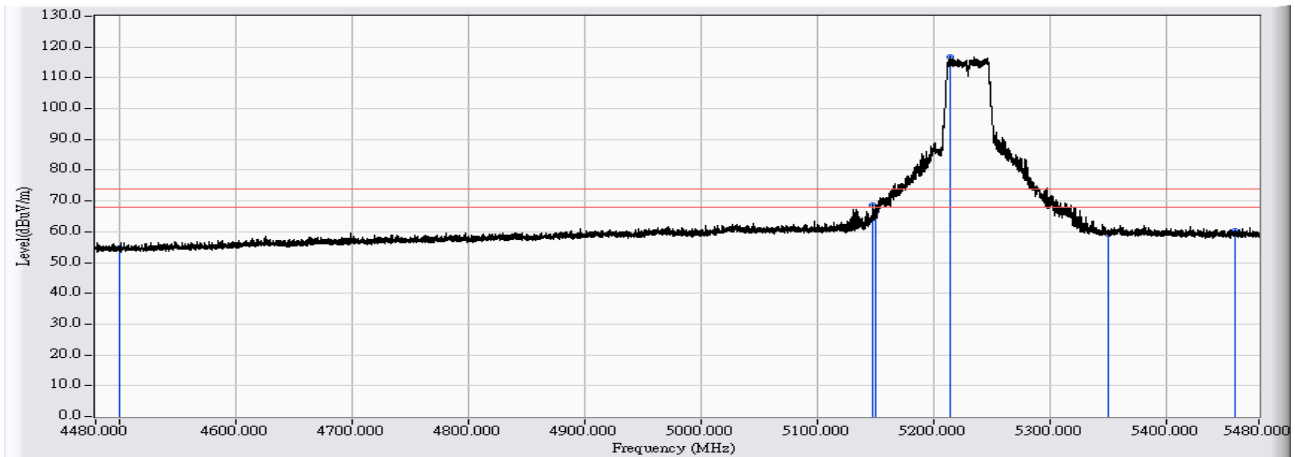


	Frequency (MHz)	Correct Factor (dB)	Reading Level (dBuV)	Measure Level (dBuV/m)	Margin (dB)	Limit (dBuV/m)	Detector Type
1	4500.000	22.335	20.049	42.384	-11.616	54.000	AVERAGE
2	5149.933	24.053	27.983	52.036	-1.964	54.000	AVERAGE
3	5150.000	24.053	28.041	52.094	-1.906	54.000	AVERAGE
4	* 5173.031	24.130	76.105	100.235	46.235	54.000	AVERAGE
5	5350.000	24.342	21.542	45.884	-8.116	54.000	AVERAGE
6	5460.000	24.289	21.272	45.561	-8.439	54.000	AVERAGE

Note:

1. All readings above 1GHz are performed with peak and/or average measurements as necessary.
2. Peak measurements: RBW = 1MHz, VBW = 1MHz, Sweep: Auto.
3. Average measurements: RBW = 1MHz, VBW = 10 Hz, Sweep: Auto.
4. “ \* ”, means this data is the worst emission level.
5. Measurement Level = Reading Level + Correct Factor.
6. The average measurement was not performed when the peak measured data under the limit of average detection.

Site : CB4-H	Time : 2017/02/16
Limit : FCC_SpartC_15.209_03M_PK	Margin : 6
Probe : CB4-H_FCC_EFS_B091_1-18GHz_3M_0117 - HORIZONTAL	Power : AC 120V / 60Hz
EUT : Mimosa C5c	Note : 802.11ac(40M)_5230MHz Mode 2: Tx-Dipole ANT

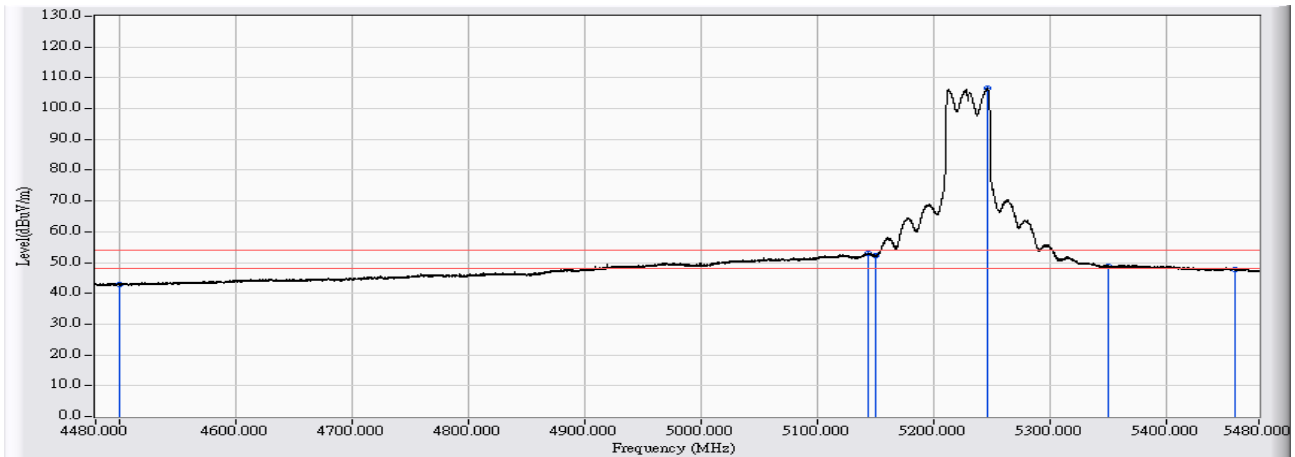


	Frequency (MHz)	Correct Factor (dB)	Reading Level (dBuV)	Measure Level (dBuV/m)	Margin (dB)	Limit (dBuV/m)	Detector Type
1	4500.000	22.335	32.302	54.637	-19.363	74.000	PEAK
2	5147.633	24.049	44.595	68.644	-5.356	74.000	PEAK
3	5150.000	24.053	42.664	66.717	-7.283	74.000	PEAK
4	* 5214.327	24.237	92.452	116.689	42.689	74.000	PEAK
5	5350.000	24.342	34.906	59.248	-14.752	74.000	PEAK
6	5460.000	24.289	35.897	60.186	-13.814	74.000	PEAK

Note:

1. All readings above 1GHz are performed with peak and/or average measurements as necessary.
2. Peak measurements: RBW = 1MHz, VBW = 1MHz, Sweep: Auto.
3. Average measurements: RBW = 1MHz, VBW = 10 Hz, Sweep: Auto.
4. “ \* ”, means this data is the worst emission level.
5. Measurement Level = Reading Level + Correct Factor.
6. The average measurement was not performed when the peak measured data under the limit of average detection.

Site : CB4-H	Time : 2017/02/16
Limit : FCC_SpartC_15.209_03M_AV	Margin : 6
Probe : CB4-H_FCC_EFS_B091_1-18GHz_3M_0117 - HORIZONTAL	Power : AC 120V / 60Hz
EUT : Mimosa C5c	Note : 802.11ac(40M)_5230MHz Mode 2: Tx-Dipole ANT



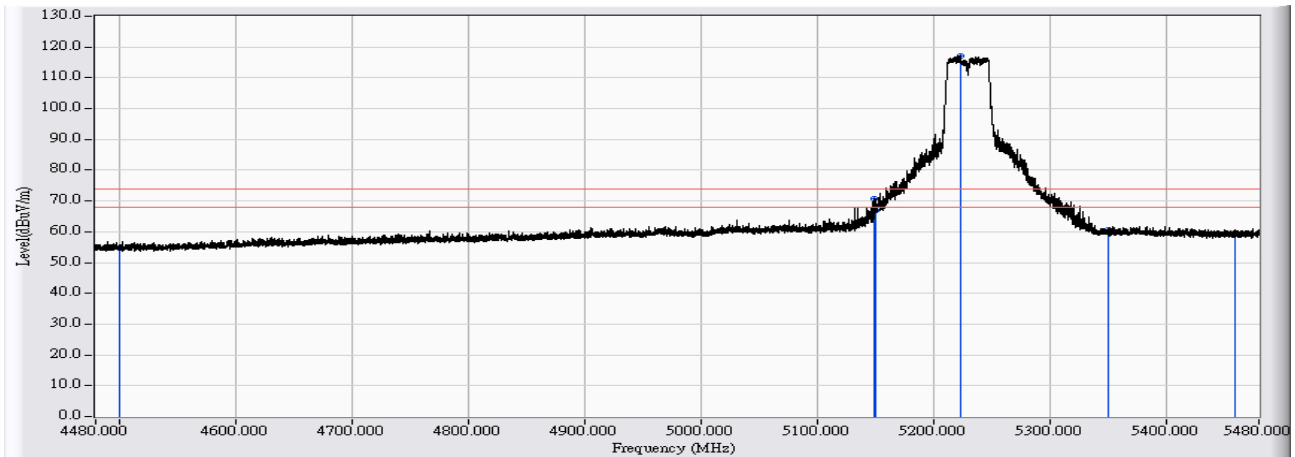
	Frequency (MHz)	Correct Factor (dB)	Reading Level (dBuV)	Measure Level (dBuV/m)	Margin (dB)	Limit (dBuV/m)	Detector Type
1	4500.000	22.335	20.539	42.874	-11.126	54.000	AVERAGE
2	5144.534	24.042	28.942	52.985	-1.015	54.000	AVERAGE
3	5150.000	24.053	28.280	52.333	-1.667	54.000	AVERAGE
4	* 5246.623	24.276	82.210	106.486	52.486	54.000	AVERAGE
5	5350.000	24.342	24.331	48.673	-5.327	54.000	AVERAGE
6	5460.000	24.289	23.532	47.821	-6.179	54.000	AVERAGE

Note:

1. All readings above 1GHz are performed with peak and/or average measurements as necessary.
2. Peak measurements: RBW = 1MHz, VBW = 1MHz, Sweep: Auto.
3. Average measurements: RBW = 1MHz, VBW = 10 Hz, Sweep: Auto.
4. “ \* ”, means this data is the worst emission level.
5. Measurement Level = Reading Level + Correct Factor.
6. The average measurement was not performed when the peak measured data under the limit of average detection.



Site : CB4-H	Time : 2017/02/16
Limit : FCC_SpartC_15.209_03M_PK	Margin : 6
Probe : CB4-H_FCC_EFS_B091_1-18GHz_3M_0117 - VERTICAL	Power : AC 120V / 60Hz
EUT : Mimosa C5c	Note : 802.11ac(40M)_5230MHz Mode 2: Tx-Dipole ANT

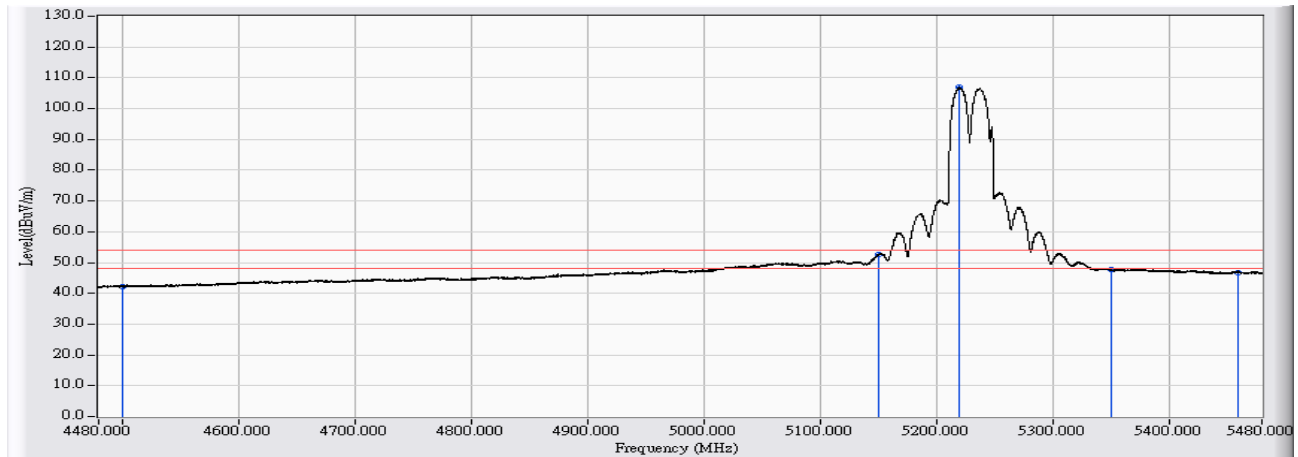


	Frequency (MHz)	Correct Factor (dB)	Reading Level (dBuV)	Measure Level (dBuV/m)	Margin (dB)	Limit (dBuV/m)	Detector Type
1	4500.000	22.335	32.527	54.862	-19.138	74.000	PEAK
2	5148.933	24.051	46.679	70.730	-3.270	74.000	PEAK
3	5150.000	24.053	42.691	66.744	-7.256	74.000	PEAK
4	* 5223.126	24.248	92.878	117.126	43.126	74.000	PEAK
5	5350.000	24.342	36.210	60.552	-13.448	74.000	PEAK
6	5460.000	24.289	34.893	59.182	-14.818	74.000	PEAK

Note:

1. All readings above 1GHz are performed with peak and/or average measurements as necessary.
2. Peak measurements: RBW = 1MHz, VBW = 1MHz, Sweep: Auto.
3. Average measurements: RBW = 1MHz, VBW = 10 Hz, Sweep: Auto.
4. “ \* ”, means this data is the worst emission level.
5. Measurement Level = Reading Level + Correct Factor.
6. The average measurement was not performed when the peak measured data under the limit of average detection.

Site : CB4-H	Time : 2017/02/16
Limit : FCC_SpartC_15.209_03M_AV	Margin : 6
Probe : CB4-H_FCC_EFS_B091_1-18GHz_3M_0117 - VERTICAL	Power : AC 120V / 60Hz
EUT : Mimosa C5c	Note : 802.11ac(40M)_5230MHz Mode 2: Tx-Dipole ANT

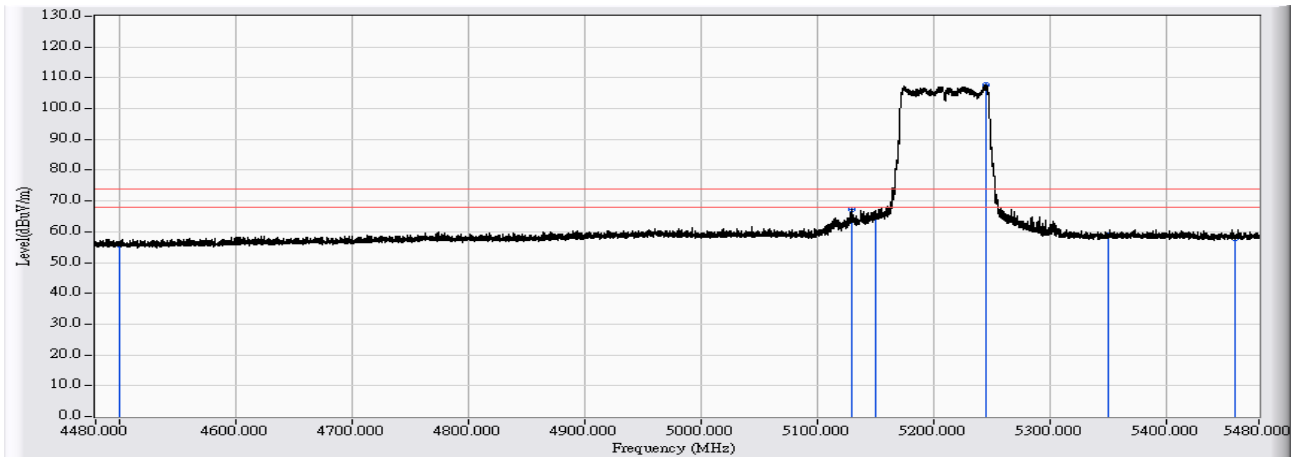


	Frequency (MHz)	Correct Factor (dB)	Reading Level (dBuV)	Measure Level (dBuV/m)	Margin (dB)	Limit (dBuV/m)	Detector Type
1	4500.000	22.335	19.901	42.236	-11.764	54.000	AVERAGE
2	5149.933	24.053	28.624	52.677	-1.323	54.000	AVERAGE
3	5150.000	24.053	28.408	52.461	-1.539	54.000	AVERAGE
4	* 5219.826	24.244	82.754	106.998	52.998	54.000	AVERAGE
5	5350.000	24.342	23.476	47.818	-6.182	54.000	AVERAGE
6	5460.000	24.289	22.518	46.807	-7.193	54.000	AVERAGE

Note:

1. All readings above 1GHz are performed with peak and/or average measurements as necessary.
2. Peak measurements: RBW = 1MHz, VBW = 1MHz, Sweep: Auto.
3. Average measurements: RBW = 1MHz, VBW = 10 Hz, Sweep: Auto.
4. “ \* ”, means this data is the worst emission level.
5. Measurement Level = Reading Level + Correct Factor.
6. The average measurement was not performed when the peak measured data under the limit of average detection.

Site : CB4-H	Time : 2017/02/16
Limit : FCC_SpartC_15.209_03M_PK	Margin : 6
Probe : CB4-H_FCC_EFS_B091_1-18GHz_3M_0117 - HORIZONTAL	Power : AC 120V / 60Hz
EUT : Mimosa C5c	Note : 802.11ac(80M)_5210MHz Mode 2: Tx-Dipole ANT

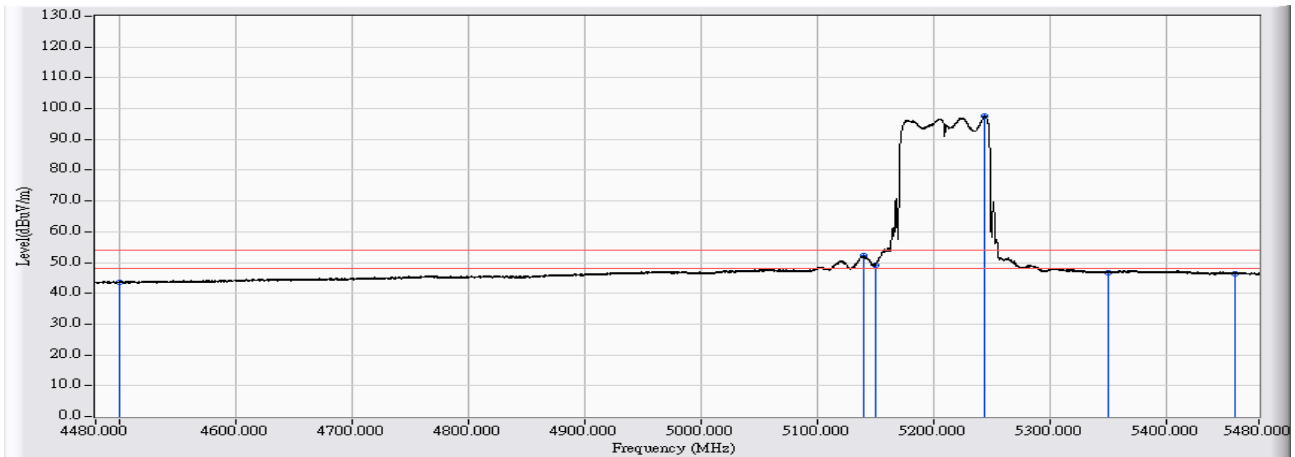


	Frequency (MHz)	Correct Factor (dB)	Reading Level (dBuV)	Measure Level (dBuV/m)	Margin (dB)	Limit (dBuV/m)	Detector Type
1	4500.000	22.335	33.486	55.821	-18.179	74.000	PEAK
2	5130.635	24.021	43.135	67.156	-6.844	74.000	PEAK
3	5150.000	24.053	41.190	65.243	-8.757	74.000	PEAK
4	* 5245.123	24.274	83.333	107.607	33.607	74.000	PEAK
5	5350.000	24.342	34.414	58.756	-15.244	74.000	PEAK
6	5460.000	24.289	33.596	57.885	-16.115	74.000	PEAK

Note:

1. All readings above 1GHz are performed with peak and/or average measurements as necessary.
2. Peak measurements: RBW = 1MHz, VBW = 1MHz, Sweep: Auto.
3. Average measurements: RBW = 1MHz, VBW = 10 Hz, Sweep: Auto.
4. “ \* ”, means this data is the worst emission level.
5. Measurement Level = Reading Level + Correct Factor.
6. The average measurement was not performed when the peak measured data under the limit of average detection.

<b>Site : CB4-H</b>	<b>Time : 2017/02/16</b>
<b>Limit : FCC_SpartC_15.209_03M_AV</b>	<b>Margin : 6</b>
<b>Probe : CB4-H_FCC_EFS_B091_1-18GHz_3M_0117 - HORIZONTAL</b>	<b>Power : AC 120V / 60Hz</b>
<b>EUT : Mimosa C5c</b>	<b>Note : 802.11ac(80M)_5210MHz</b> <b>Mode 2: Tx-Dipole ANT</b>

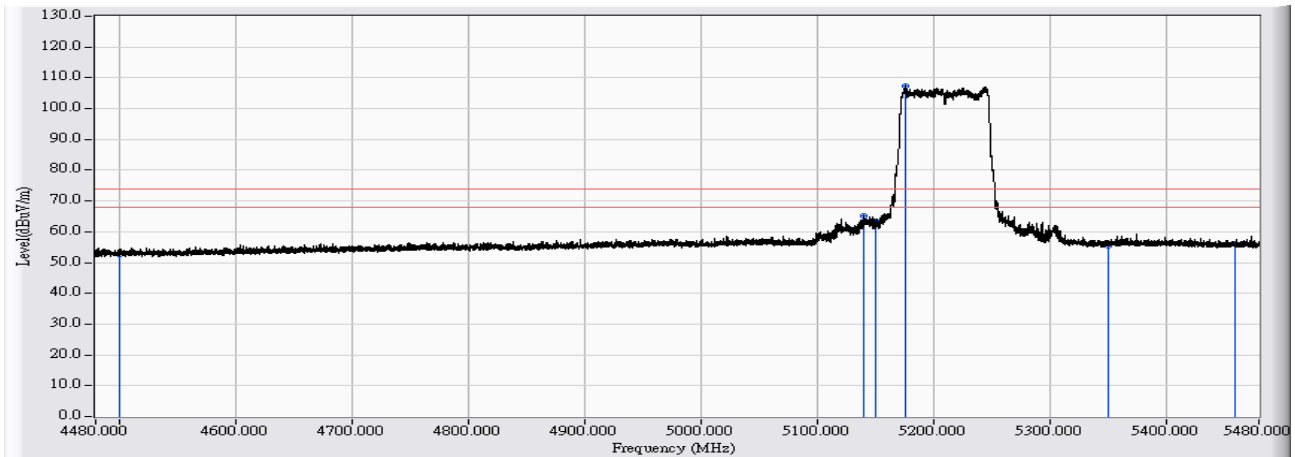


	Frequency (MHz)	Correct Factor (dB)	Reading Level (dBuV)	Measure Level (dBuV/m)	Margin (dB)	Limit (dBuV/m)	Detector Type
1	4500.000	22.335	21.162	43.497	-10.503	54.000	AVERAGE
2	5140.334	24.036	28.232	52.268	-1.732	54.000	AVERAGE
3	5150.000	24.053	25.215	49.268	-4.732	54.000	AVERAGE
4	* 5244.524	24.273	73.430	97.703	43.703	54.000	AVERAGE
5	5350.000	24.342	22.474	46.816	-7.184	54.000	AVERAGE
6	5460.000	24.289	22.101	46.390	-7.610	54.000	AVERAGE

**Note:**

1. All readings above 1GHz are performed with peak and/or average measurements as necessary.
2. Peak measurements: RBW = 1MHz, VBW = 1MHz, Sweep: Auto.
3. Average measurements: RBW = 1MHz, VBW = 10 Hz, Sweep: Auto.
4. “ \* ”, means this data is the worst emission level.
5. Measurement Level = Reading Level + Correct Factor.
6. The average measurement was not performed when the peak measured data under the limit of average detection.

Site : CB4-H	Time : 2017/02/16
Limit : FCC_SpartC_15.209_03M_PK	Margin : 6
Probe : CB4-H_FCC_EFS_B091_1-18GHz_3M_0117 - VERTICAL	Power : AC 120V / 60Hz
EUT : Mimosa C5c	Note : 802.11ac(80M)_5210MHz Mode 2: Tx-Dipole ANT

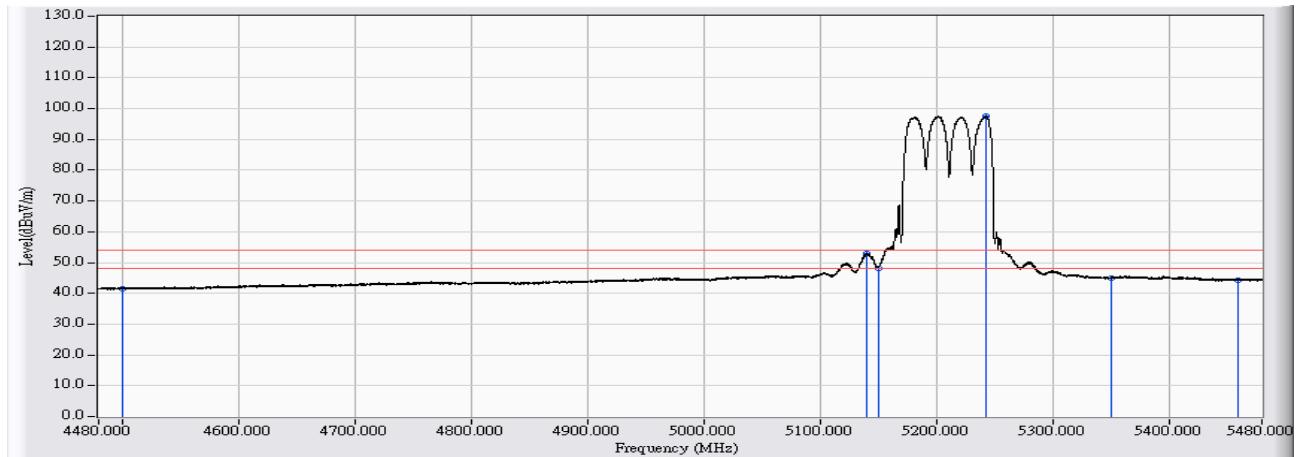


	Frequency (MHz)	Correct Factor (dB)	Reading Level (dBuV)	Measure Level (dBuV/m)	Margin (dB)	Limit (dBuV/m)	Detector Type
1	4500.000	22.335	30.273	52.608	-21.392	74.000	PEAK
2	5140.634	24.037	41.243	65.280	-8.720	74.000	PEAK
3	5150.000	24.053	39.252	63.305	-10.695	74.000	PEAK
4	* 5176.630	24.142	83.312	107.454	33.454	74.000	PEAK
5	5350.000	24.342	31.168	55.510	-18.490	74.000	PEAK
6	5460.000	24.289	31.800	56.089	-17.911	74.000	PEAK

Note:

1. All readings above 1GHz are performed with peak and/or average measurements as necessary.
2. Peak measurements: RBW = 1MHz, VBW = 1MHz, Sweep: Auto.
3. Average measurements: RBW = 1MHz, VBW = 10 Hz, Sweep: Auto.
4. “ \* ”, means this data is the worst emission level.
5. Measurement Level = Reading Level + Correct Factor.
6. The average measurement was not performed when the peak measured data under the limit of average detection.

Site : CB4-H	Time : 2017/02/16
Limit : FCC_SpartC_15.209_03M_AV	Margin : 6
Probe : CB4-H_FCC_EFS_B091_1-18GHz_3M_0117 - VERTICAL	Power : AC 120V / 60Hz
EUT : Mimosa C5c	Note : 802.11ac(80M)_5210MHz Mode 2: Tx-Dipole ANT

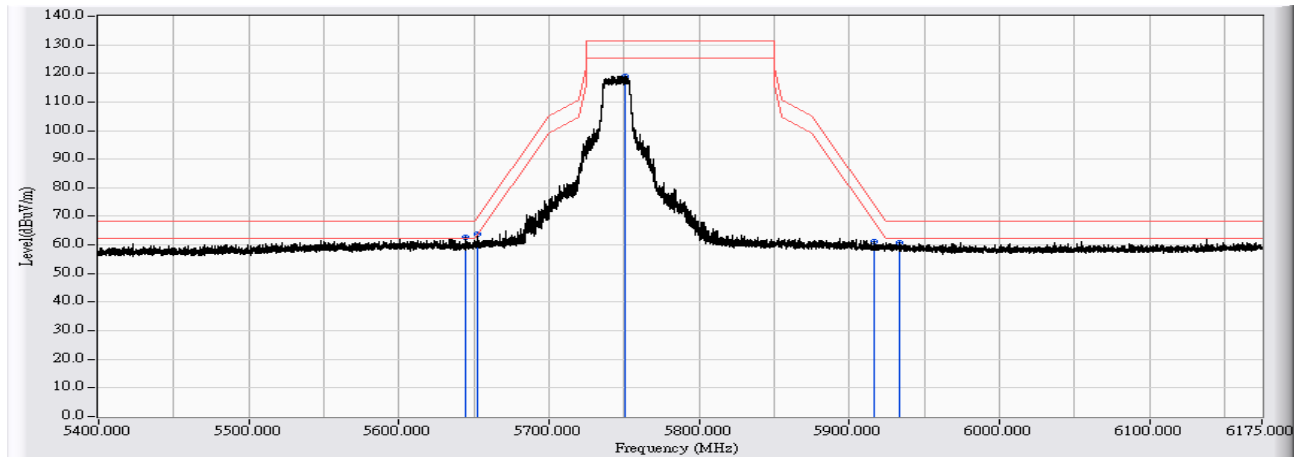


	Frequency (MHz)	Correct Factor (dB)	Reading Level (dBuV)	Measure Level (dBuV/m)	Margin (dB)	Limit (dBuV/m)	Detector Type
1	4500.000	22.335	19.115	41.450	-12.550	54.000	AVERAGE
2	5140.434	24.037	28.869	52.906	-1.094	54.000	AVERAGE
3	5150.000	24.053	24.064	48.117	-5.883	54.000	AVERAGE
4	* 5243.124	24.272	73.232	97.503	43.503	54.000	AVERAGE
5	5350.000	24.342	20.638	44.980	-9.020	54.000	AVERAGE
6	5460.000	24.289	20.142	44.431	-9.569	54.000	AVERAGE

Note:

1. All readings above 1GHz are performed with peak and/or average measurements as necessary.
2. Peak measurements: RBW = 1MHz, VBW = 1MHz, Sweep: Auto.
3. Average measurements: RBW = 1MHz, VBW = 10 Hz, Sweep: Auto.
4. “ \* ”, means this data is the worst emission level.
5. Measurement Level = Reading Level + Correct Factor.
6. The average measurement was not performed when the peak measured data under the limit of average detection.

Site : CB4-H	Time : 2017/01/25
Limit : FCC_Part15E_2016_B4_03M_PK	Margin : 6
Probe : CB4-H_FCC_A115_EFS_1-18GHz_1116 - HORIZONTAL	Power : AC 120V / 60Hz
EUT : Mimosa C5c	Note : 802.11ac(20M)_5745MHz Mode 2: Tx-Dipole ANT

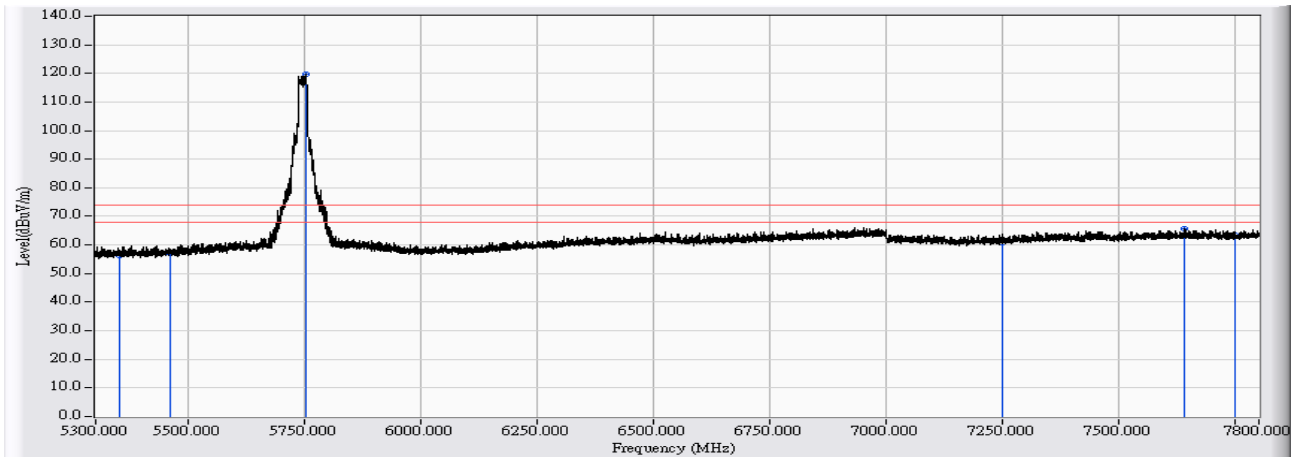


		Frequency (MHz)	Correct Factor (dB)	Reading Level (dBuV)	Measure Level (dBuV/m)	Margin (dB)	Limit (dBuV/m)	Detector Type
1	*	5644.876	9.170	53.616	62.786	-5.414	68.200	PEAK
2		5652.237	9.194	54.573	63.767	-6.096	69.862	PEAK
3		5750.885	9.510	109.595	119.106	-12.094	131.200	PEAK
4		5916.951	10.030	51.121	61.150	-12.985	74.135	PEAK
5		5933.224	10.081	50.802	60.882	-7.318	68.200	PEAK

Note:

1. All readings above 1GHz are performed with peak and/or average measurements as necessary.
2. Peak measurements: RBW = 1MHz, VBW = 1MHz, Sweep: Auto.
3. Average measurements: RBW = 1MHz, VBW = 10 Hz, Sweep: Auto.
4. “ \* ”, means this data is the worst emission level.
5. Measurement Level = Reading Level + Correct Factor.
6. The average measurement was not performed when the peak measured data under the limit of average detection.

Site : CB4-H	Time : 2017/01/25
Limit : FCC_SpartC_15.209_03M_PK	Margin : 6
Probe : CB4-H_FCC_A115_EFS_1-18GHz_1116 - HORIZONTAL	Power : AC 120V / 60Hz
EUT : Mimosa C5c	Note : 802.11ac(20M)_5745MHz Mode 2: Tx-Dipole ANT



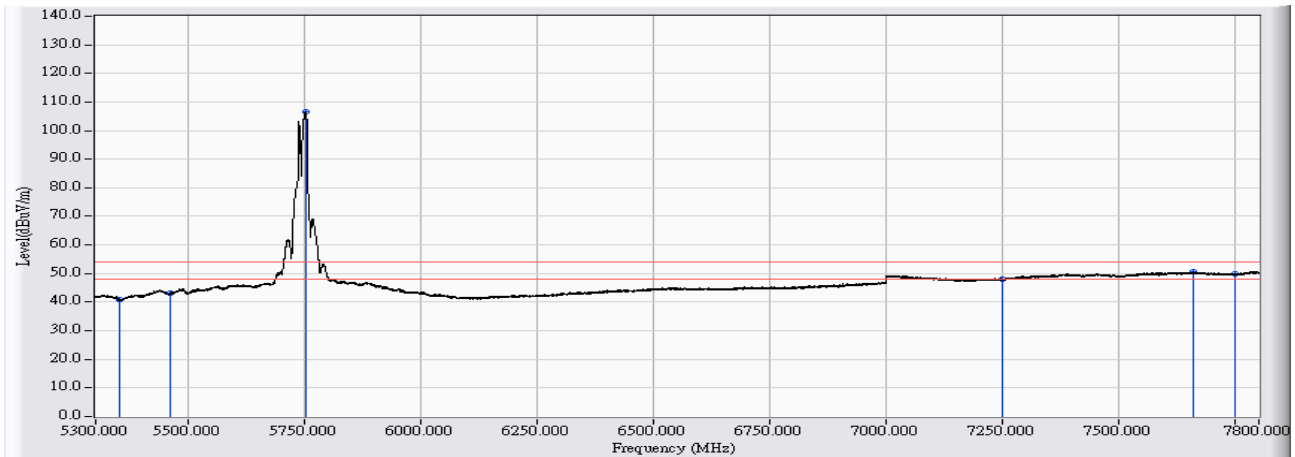
	Frequency (MHz)	Correct Factor (dB)	Reading Level (dBuV)	Measure Level (dBuV/m)	Margin (dB)	Limit (dBuV/m)	Detector Type
1	5350.000	8.805	47.582	56.387	-17.613	74.000	PEAK
2	5460.000	8.731	48.269	57.000	-17.000	74.000	PEAK
3	* 5752.205	9.515	110.047	119.562	45.562	74.000	PEAK
4	7250.000	16.191	44.557	60.748	-13.252	74.000	PEAK
5	7640.766	17.126	48.566	65.692	-8.308	74.000	PEAK
6	7750.000	17.346	46.192	63.538	-10.462	74.000	PEAK

Note:

1. All readings above 1GHz are performed with peak and/or average measurements as necessary.
2. Peak measurements: RBW = 1MHz, VBW = 1MHz, Sweep: Auto.
3. Average measurements: RBW = 1MHz, VBW = 10 Hz, Sweep: Auto.
4. “ \* ”, means this data is the worst emission level.
5. Measurement Level = Reading Level + Correct Factor.
6. The average measurement was not performed when the peak measured data under the limit of average detection.



Site : CB4-H	Time : 2017/01/25
Limit : FCC_SpartC_15.209_03M_AV	Margin : 6
Probe : CB4-H_FCC_A115_EFS_1-18GHz_1116 - HORIZONTAL	Power : AC 120V / 60Hz
EUT : Mimosa C5c	Note : 802.11ac(20M)_5745MHz Mode 2: Tx-Dipole ANT

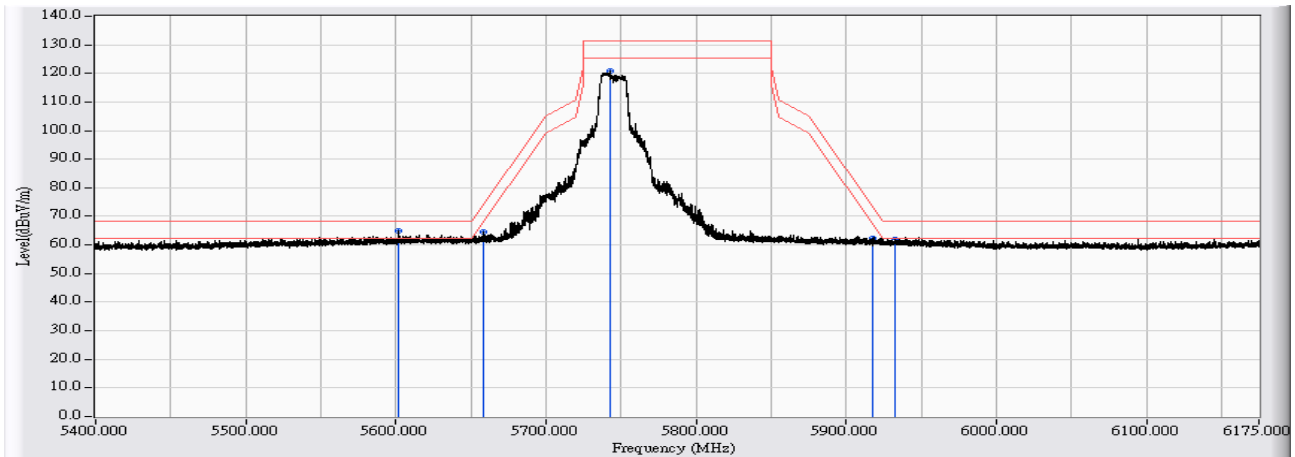


	Frequency (MHz)	Correct Factor (dB)	Reading Level (dBuV)	Measure Level (dBuV/m)	Margin (dB)	Limit (dBuV/m)	Detector Type
1	5350.000	8.805	32.146	40.951	-13.049	54.000	AVERAGE
2	5460.000	8.731	34.323	43.054	-10.946	54.000	AVERAGE
3	* 5751.705	9.514	96.924	106.437	52.437	54.000	AVERAGE
4	7250.000	16.191	31.833	48.024	-5.976	54.000	AVERAGE
5	7660.014	17.165	33.342	50.507	-3.493	54.000	AVERAGE
6	7750.000	17.346	32.534	49.880	-4.120	54.000	AVERAGE

Note:

1. All readings above 1GHz are performed with peak and/or average measurements as necessary.
2. Peak measurements: RBW = 1MHz, VBW = 1MHz, Sweep: Auto.
3. Average measurements: RBW = 1MHz, VBW = 10 Hz, Sweep: Auto.
4. “ \* ”, means this data is the worst emission level.
5. Measurement Level = Reading Level + Correct Factor.
6. The average measurement was not performed when the peak measured data under the limit of average detection.

Site : CB4-H	Time : 2017/01/25
Limit : FCC_Part15E_2016_B4_03M_PK	Margin : 6
Probe : CB4-H_FCC_A115_EFS_1-18GHz_1116 - VERTICAL	Power : AC 120V / 60Hz
EUT : Mimosa C5c	Note : 802.11ac(20M)_5745MHz Mode 2: Tx-Dipole ANT

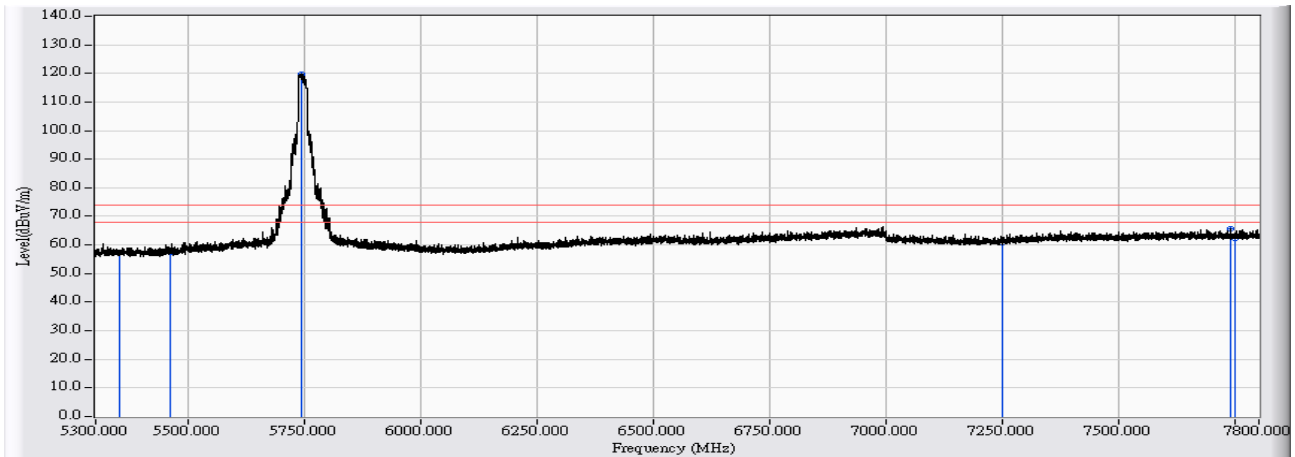


		Frequency (MHz)	Correct Factor (dB)	Reading Level (dBuV)	Measure Level (dBuV/m)	Margin (dB)	Limit (dBuV/m)	Detector Type
1	*	5602.177	9.033	55.723	64.756	-3.444	68.200	PEAK
2		5657.972	9.213	55.162	64.374	-9.747	74.121	PEAK
3		5742.438	9.483	111.194	120.678	-10.522	131.200	PEAK
4		5917.338	10.030	52.234	62.265	-11.585	73.850	PEAK
5		5932.759	10.079	51.685	61.764	-6.436	68.200	PEAK

Note:

1. All readings above 1GHz are performed with peak and/or average measurements as necessary.
2. Peak measurements: RBW = 1MHz, VBW = 1MHz, Sweep: Auto.
3. Average measurements: RBW = 1MHz, VBW = 10 Hz, Sweep: Auto.
4. “ \* ”, means this data is the worst emission level.
5. Measurement Level = Reading Level + Correct Factor.
6. The average measurement was not performed when the peak measured data under the limit of average detection.

Site : CB4-H	Time : 2017/01/25
Limit : FCC_SpartC_15.209_03M_PK	Margin : 6
Probe : CB4-H_FCC_A115_EFS_1-18GHz_1116 - VERTICAL	Power : AC 120V / 60Hz
EUT : Mimosa C5c	Note : 802.11ac(20M)_5745MHz Mode 2: Tx-Dipole ANT

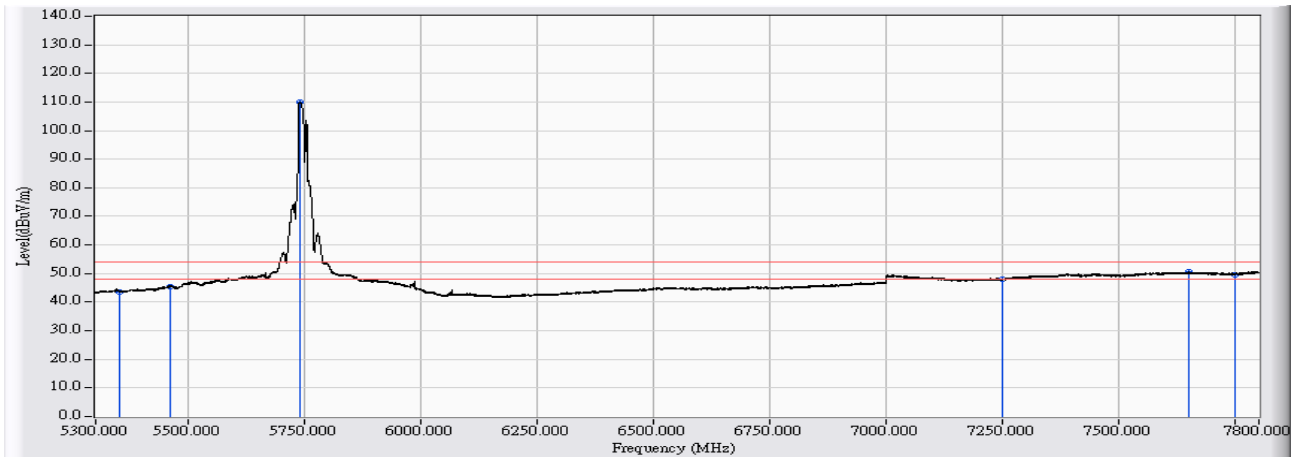


	Frequency (MHz)	Correct Factor (dB)	Reading Level (dBuV)	Measure Level (dBuV/m)	Margin (dB)	Limit (dBuV/m)	Detector Type
1	5350.000	8.805	48.666	57.471	-16.529	74.000	PEAK
2	5460.000	8.731	48.787	57.518	-16.482	74.000	PEAK
3	* 5741.706	9.482	110.239	119.720	45.720	74.000	PEAK
4	7250.000	16.191	44.633	60.824	-13.176	74.000	PEAK
5	7740.006	17.326	48.413	65.739	-8.261	74.000	PEAK
6	7750.000	17.346	45.046	62.392	-11.608	74.000	PEAK

Note:

1. All readings above 1GHz are performed with peak and/or average measurements as necessary.
2. Peak measurements: RBW = 1MHz, VBW = 1MHz, Sweep: Auto.
3. Average measurements: RBW = 1MHz, VBW = 10 Hz, Sweep: Auto.
4. “ \* ”, means this data is the worst emission level.
5. Measurement Level = Reading Level + Correct Factor.
6. The average measurement was not performed when the peak measured data under the limit of average detection.

Site : CB4-H	Time : 2017/01/25
Limit : FCC_SpartC_15.209_03M_AV	Margin : 6
Probe : CB4-H_FCC_A115_EFS_1-18GHz_1116 - VERTICAL	Power : AC 120V / 60Hz
EUT : Mimosa C5c	Note : 802.11ac(20M)_5745MHz Mode 2: Tx-Dipole ANT

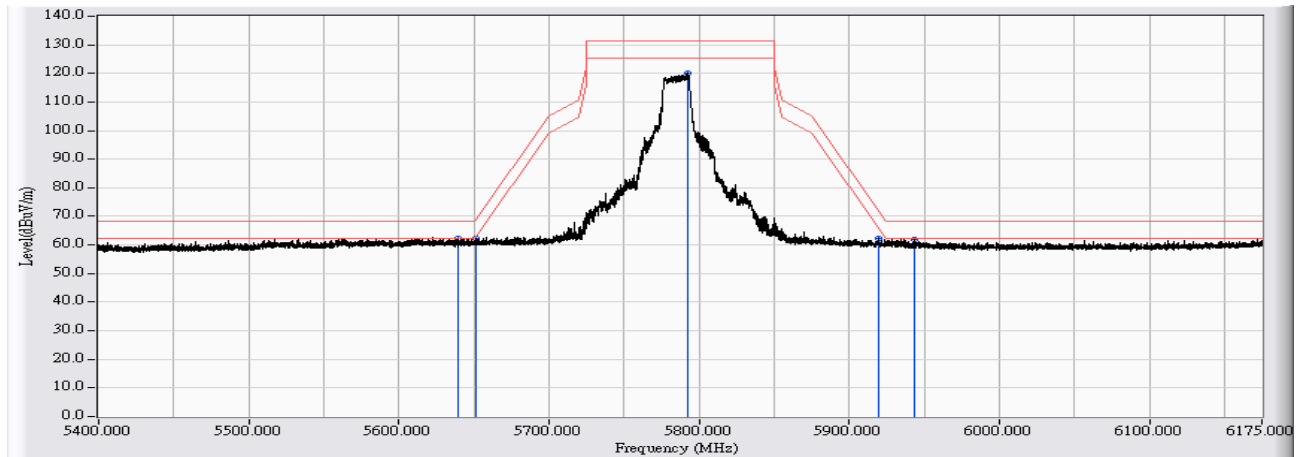


	Frequency (MHz)	Correct Factor (dB)	Reading Level (dBuV)	Measure Level (dBuV/m)	Margin (dB)	Limit (dBuV/m)	Detector Type
1	5350.000	8.805	34.715	43.520	-10.480	54.000	AVERAGE
2	5460.000	8.731	36.843	45.574	-8.426	54.000	AVERAGE
3	* 5739.456	9.474	100.503	109.977	55.977	54.000	AVERAGE
4	7250.000	16.191	31.767	47.958	-6.042	54.000	AVERAGE
5	7650.515	17.145	33.381	50.526	-3.474	54.000	AVERAGE
6	7750.000	17.346	32.254	49.600	-4.400	54.000	AVERAGE

Note:

1. All readings above 1GHz are performed with peak and/or average measurements as necessary.
2. Peak measurements: RBW = 1MHz, VBW = 1MHz, Sweep: Auto.
3. Average measurements: RBW = 1MHz, VBW = 10 Hz, Sweep: Auto.
4. “ \* ”, means this data is the worst emission level.
5. Measurement Level = Reading Level + Correct Factor.
6. The average measurement was not performed when the peak measured data under the limit of average detection.

Site : CB4-H	Time : 2017/01/25
Limit : FCC_Part15E_2016_B4_03M_PK	Margin : 6
Probe : CB4-H_FCC_A115_EFS_1-18GHz_1116 - HORIZONTAL	Power : AC 120V / 60Hz
EUT : Mimosa C5c	Note : 802.11ac(20M)_5785MHz Mode 2: Tx-Dipole ANT

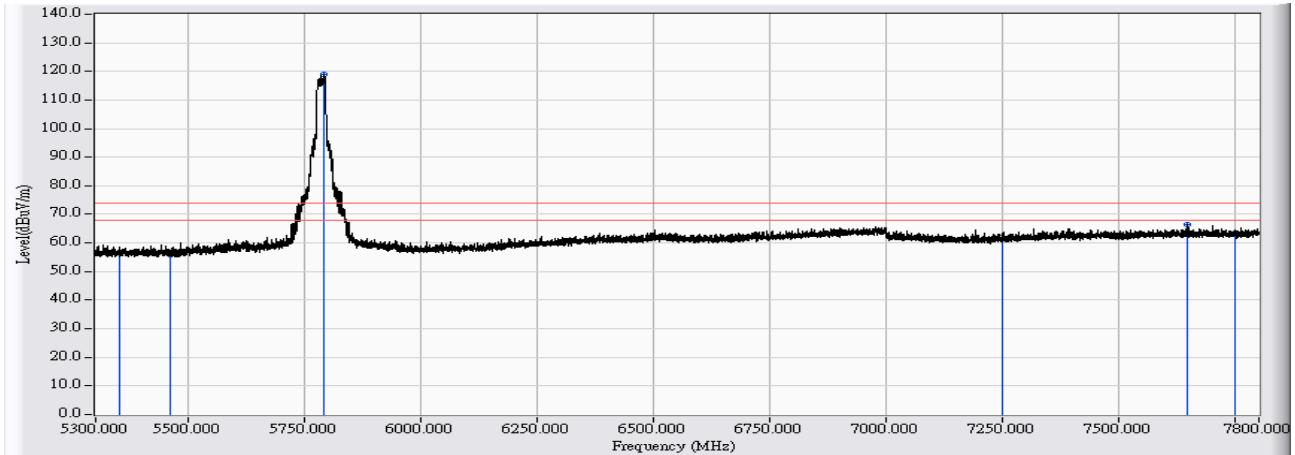


		Frequency (MHz)	Correct Factor (dB)	Reading Level (dBuV)	Measure Level (dBuV/m)	Margin (dB)	Limit (dBuV/m)	Detector Type
1	*	5639.296	9.153	53.031	62.183	-6.017	68.200	PEAK
2		5651.385	9.191	53.244	62.435	-6.794	69.229	PEAK
3		5792.576	9.640	110.294	119.935	-11.265	131.200	PEAK
4		5919.198	10.036	52.409	62.445	-10.032	72.477	PEAK
5		5943.376	10.112	51.879	61.991	-6.209	68.200	PEAK

Note:

1. All readings above 1GHz are performed with peak and/or average measurements as necessary.
2. Peak measurements: RBW = 1MHz, VBW = 1MHz, Sweep: Auto.
3. Average measurements: RBW = 1MHz, VBW = 10 Hz, Sweep: Auto.
4. “ \* ”, means this data is the worst emission level.
5. Measurement Level = Reading Level + Correct Factor.
6. The average measurement was not performed when the peak measured data under the limit of average detection.

Site : CB4-H	Time : 2017/01/25
Limit : FCC_SpartC_15.209_03M_PK	Margin : 6
Probe : CB4-H_FCC_A115_EFS_1-18GHz_1116 - HORIZONTAL	Power : AC 120V / 60Hz
EUT : Mimosa C5c	Note : 802.11ac(20M)_5785MHz Mode 2: Tx-Dipole ANT

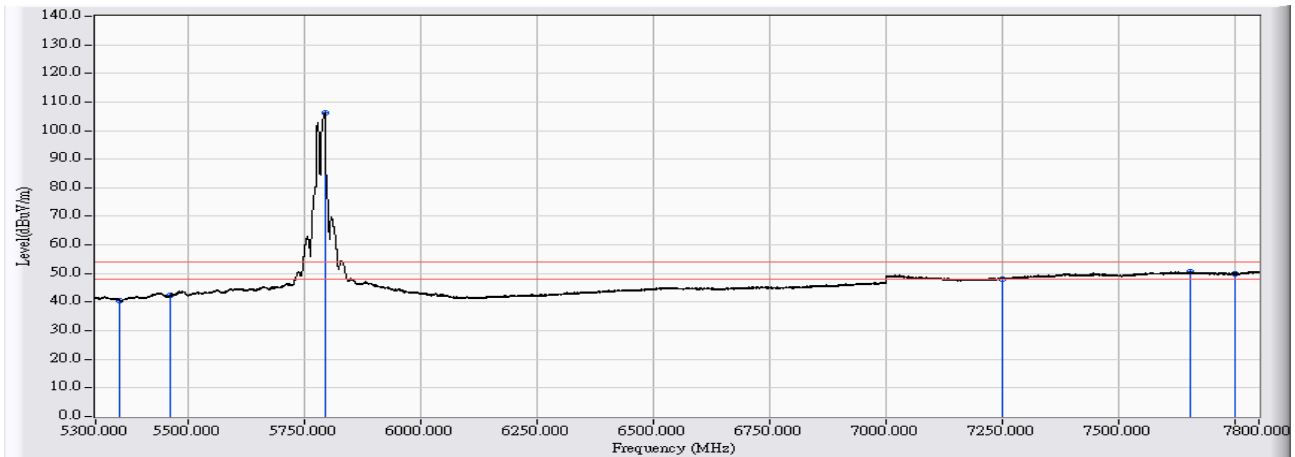


	Frequency (MHz)	Correct Factor (dB)	Reading Level (dBuV)	Measure Level (dBuV/m)	Margin (dB)	Limit (dBuV/m)	Detector Type
1	5350.000	8.805	47.858	56.663	-17.337	74.000	PEAK
2	5460.000	8.731	47.372	56.103	-17.897	74.000	PEAK
3	* 5790.701	9.635	109.358	118.993	44.993	74.000	PEAK
4	7250.000	16.191	45.751	61.942	-12.058	74.000	PEAK
5	7645.265	17.135	49.337	66.472	-7.528	74.000	PEAK
6	7750.000	17.346	46.250	63.596	-10.404	74.000	PEAK

Note:

1. All readings above 1GHz are performed with peak and/or average measurements as necessary.
2. Peak measurements: RBW = 1MHz, VBW = 1MHz, Sweep: Auto.
3. Average measurements: RBW = 1MHz, VBW = 10 Hz, Sweep: Auto.
4. “ \* ”, means this data is the worst emission level.
5. Measurement Level = Reading Level + Correct Factor.
6. The average measurement was not performed when the peak measured data under the limit of average detection.

Site : CB4-H	Time : 2017/01/25
Limit : FCC_SpartC_15.209_03M_AV	Margin : 6
Probe : CB4-H_FCC_A115_EFS_1-18GHz_1116 - HORIZONTAL	Power : AC 120V / 60Hz
EUT : Mimosa C5c	Note : 802.11ac(20M)_5785MHz Mode 2: Tx-Dipole ANT

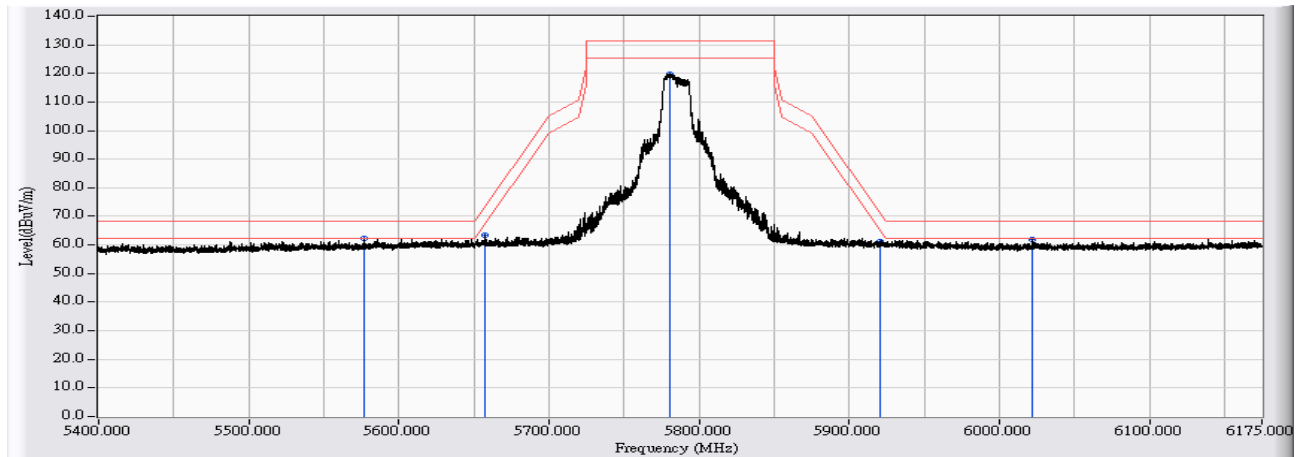


	Frequency (MHz)	Correct Factor (dB)	Reading Level (dBuV)	Measure Level (dBuV/m)	Margin (dB)	Limit (dBuV/m)	Detector Type
1	5350.000	8.805	31.881	40.686	-13.314	54.000	AVERAGE
2	5460.000	8.731	33.509	42.240	-11.760	54.000	AVERAGE
3	* 5792.201	9.640	96.482	106.122	52.122	54.000	AVERAGE
4	7250.000	16.191	31.866	48.057	-5.943	54.000	AVERAGE
5	7651.015	17.147	33.436	50.582	-3.418	54.000	AVERAGE
6	7750.000	17.346	32.433	49.779	-4.221	54.000	AVERAGE

Note:

1. All readings above 1GHz are performed with peak and/or average measurements as necessary.
2. Peak measurements: RBW = 1MHz, VBW = 1MHz, Sweep: Auto.
3. Average measurements: RBW = 1MHz, VBW = 10 Hz, Sweep: Auto.
4. “ \* ”, means this data is the worst emission level.
5. Measurement Level = Reading Level + Correct Factor.
6. The average measurement was not performed when the peak measured data under the limit of average detection.

Site : CB4-H	Time : 2017/01/25
Limit : FCC_Part15E_2016_B4_03M_PK	Margin : 6
Probe : CB4-H_FCC_A115_EFS_1-18GHz_1116 - VERTICAL	Power : AC 120V / 60Hz
EUT : Mimosa C5c	Note : 802.11ac(20M)_5785MHz Mode 2: Tx-Dipole ANT



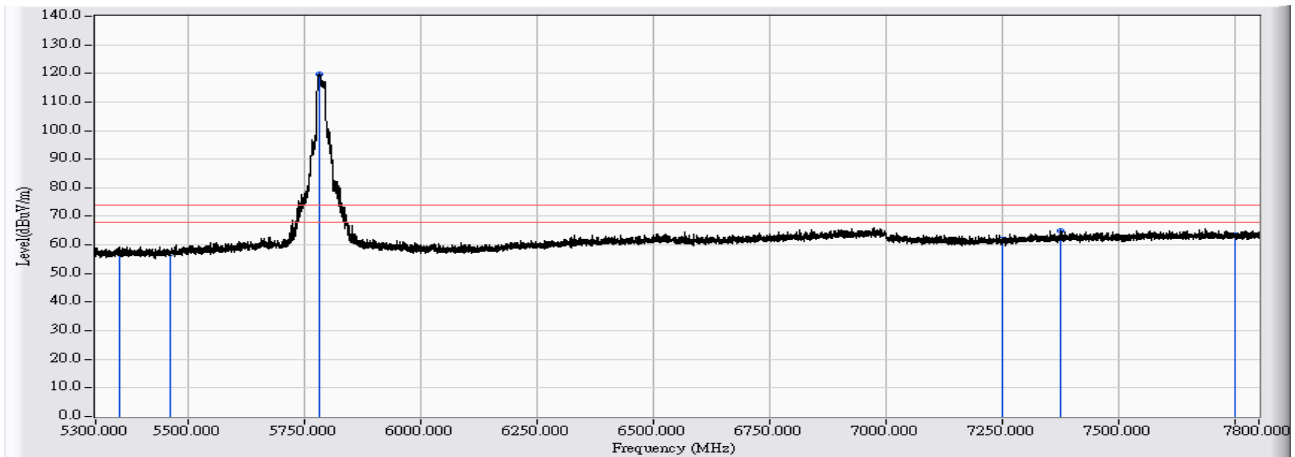
		Frequency (MHz)	Correct Factor (dB)	Reading Level (dBuV)	Measure Level (dBuV/m)	Margin (dB)	Limit (dBuV/m)	Detector Type
1	*	5576.527	8.951	53.526	62.476	-5.724	68.200	PEAK
2		5657.507	9.211	54.156	63.367	-10.409	73.776	PEAK
3		5780.409	9.604	110.274	119.877	-11.323	131.200	PEAK
4		5920.825	10.042	51.283	61.325	-9.953	71.278	PEAK
5		6022.030	10.439	51.556	61.995	-6.205	68.200	PEAK

Note:

1. All readings above 1GHz are performed with peak and/or average measurements as necessary.
2. Peak measurements: RBW = 1MHz, VBW = 1MHz, Sweep: Auto.
3. Average measurements: RBW = 1MHz, VBW = 10 Hz, Sweep: Auto.
4. “ \* ”, means this data is the worst emission level.
5. Measurement Level = Reading Level + Correct Factor.
6. The average measurement was not performed when the peak measured data under the limit of average detection.



Site : CB4-H	Time : 2017/01/25
Limit : FCC_SpartC_15.209_03M_PK	Margin : 6
Probe : CB4-H_FCC_A115_EFS_1-18GHz_1116 - VERTICAL	Power : AC 120V / 60Hz
EUT : Mimosa C5c	Note : 802.11ac(20M)_5785MHz Mode 2: Tx-Dipole ANT

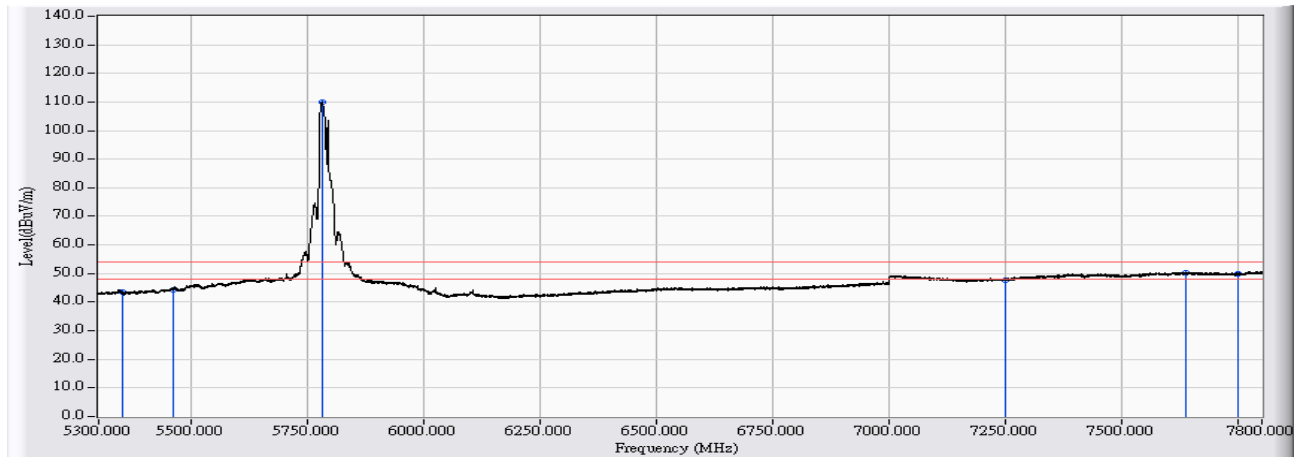


	Frequency (MHz)	Correct Factor (dB)	Reading Level (dBuV)	Measure Level (dBuV/m)	Margin (dB)	Limit (dBuV/m)	Detector Type
1	5350.000	8.805	48.350	57.155	-16.845	74.000	PEAK
2	5460.000	8.731	48.346	57.077	-16.923	74.000	PEAK
3	* 5779.952	9.601	109.988	119.590	45.590	74.000	PEAK
4	7250.000	16.191	45.871	62.062	-11.938	74.000	PEAK
5	7372.543	16.510	48.566	65.076	-8.924	74.000	PEAK
6	7750.000	17.346	46.232	63.578	-10.422	74.000	PEAK

Note:

1. All readings above 1GHz are performed with peak and/or average measurements as necessary.
2. Peak measurements: RBW = 1MHz, VBW = 1MHz, Sweep: Auto.
3. Average measurements: RBW = 1MHz, VBW = 10 Hz, Sweep: Auto.
4. “ \* ”, means this data is the worst emission level.
5. Measurement Level = Reading Level + Correct Factor.
6. The average measurement was not performed when the peak measured data under the limit of average detection.

Site : CB4-H	Time : 2017/01/25
Limit : FCC_SpartC_15.209_03M_AV	Margin : 6
Probe : CB4-H_FCC_A115_EFS_1-18GHz_1116 - VERTICAL	Power : AC 120V / 60Hz
EUT : Mimosa C5c	Note : 802.11ac(20M)_5785MHz Mode 2: Tx-Dipole ANT

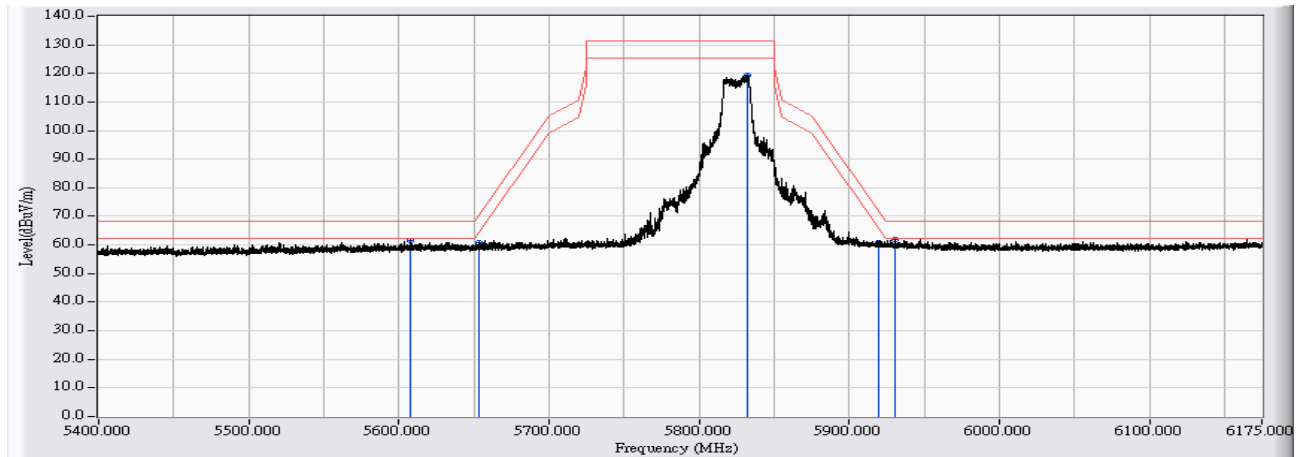


	Frequency (MHz)	Correct Factor (dB)	Reading Level (dBuV)	Measure Level (dBuV/m)	Margin (dB)	Limit (dBuV/m)	Detector Type
1	5350.000	8.805	34.560	43.365	-10.635	54.000	AVERAGE
2	5460.000	8.731	35.693	44.424	-9.576	54.000	AVERAGE
3	* 5779.702	9.600	100.289	109.890	55.890	54.000	AVERAGE
4	7250.000	16.191	31.613	47.804	-6.196	54.000	AVERAGE
5	7635.516	17.116	33.129	50.244	-3.756	54.000	AVERAGE
6	7750.000	17.346	32.477	49.823	-4.177	54.000	AVERAGE

Note:

1. All readings above 1GHz are performed with peak and/or average measurements as necessary.
2. Peak measurements: RBW = 1MHz, VBW = 1MHz, Sweep: Auto.
3. Average measurements: RBW = 1MHz, VBW = 10 Hz, Sweep: Auto.
4. “ \* ”, means this data is the worst emission level.
5. Measurement Level = Reading Level + Correct Factor.
6. The average measurement was not performed when the peak measured data under the limit of average detection.

Site : CB4-H	Time : 2017/01/25
Limit : FCC_Part15E_2016_B4_03M_PK	Margin : 6
Probe : CB4-H_FCC_A115_EFS_1-18GHz_1116 - HORIZONTAL	Power : AC 120V / 60Hz
EUT : Mimosa C5c	Note : 802.11ac(20M)_5825MHz Mode 2: Tx-Dipole ANT

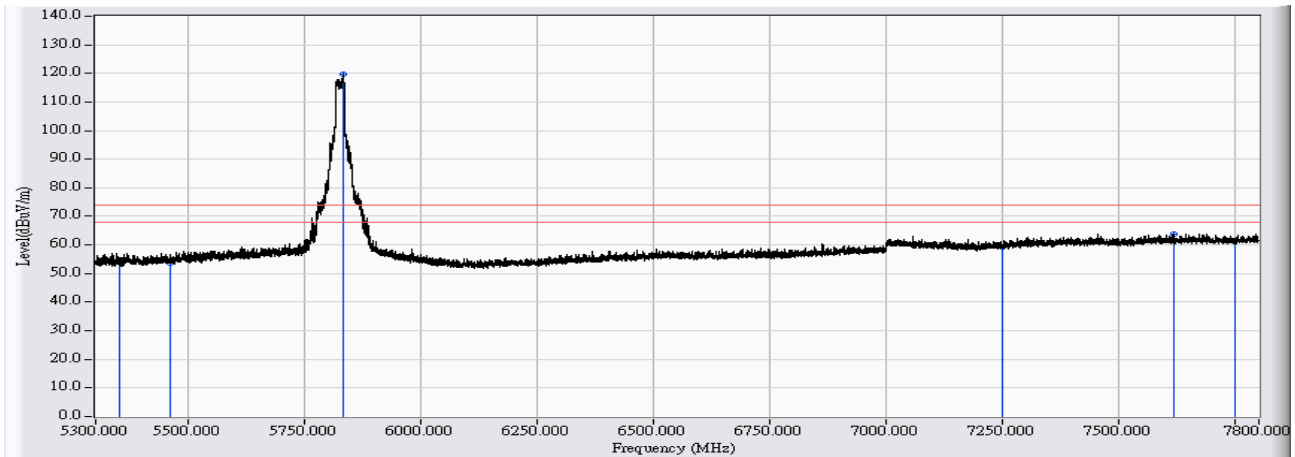


		Frequency (MHz)	Correct Factor (dB)	Reading Level (dBuV)	Measure Level (dBuV/m)	Margin (dB)	Limit (dBuV/m)	Detector Type
1		5607.912	9.052	52.572	61.623	-6.577	68.200	PEAK
2		5653.400	9.198	51.524	60.722	-10.004	70.726	PEAK
3		5832.484	9.766	109.557	119.323	-11.877	131.200	PEAK
4		5919.198	10.036	50.951	60.987	-11.490	72.477	PEAK
5	*	5930.512	10.072	51.802	61.874	-6.326	68.200	PEAK

Note:

1. All readings above 1GHz are performed with peak and/or average measurements as necessary.
2. Peak measurements: RBW = 1MHz, VBW = 1MHz, Sweep: Auto.
3. Average measurements: RBW = 1MHz, VBW = 10 Hz, Sweep: Auto.
4. “ \* ”, means this data is the worst emission level.
5. Measurement Level = Reading Level + Correct Factor.
6. The average measurement was not performed when the peak measured data under the limit of average detection.

Site : CB4-H	Time : 2017/01/25
Limit : FCC_SpartC_15.209_03M_PK	Margin : 6
Probe : CB4-H_FCC_A115_EFS_1-18GHz_1116 - HORIZONTAL	Power : AC 120V / 60Hz
EUT : Mimosa C5c	Note : 802.11ac(20M)_5825MHz Mode 2: Tx-Dipole ANT

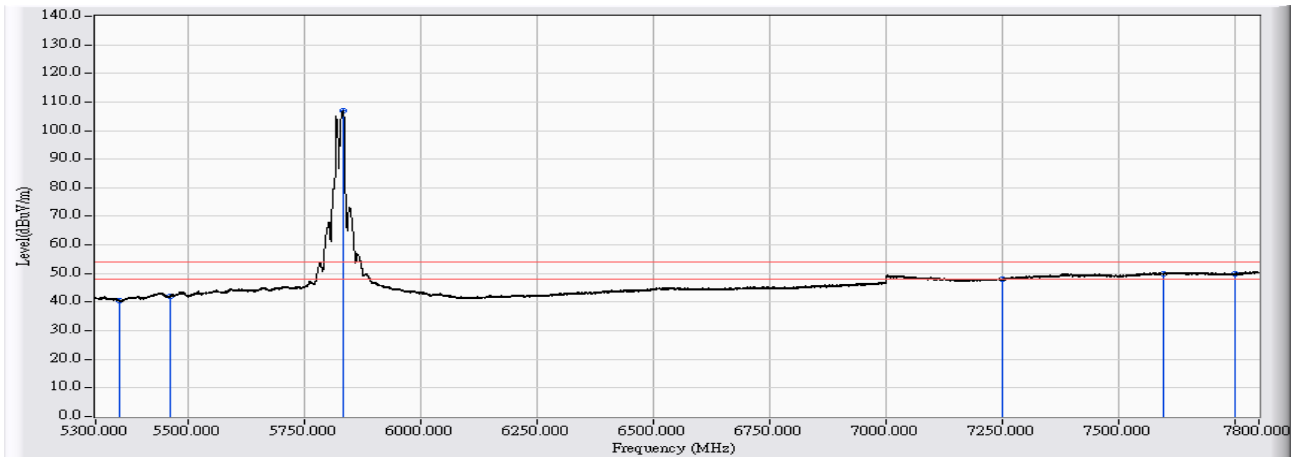


	Frequency (MHz)	Correct Factor (dB)	Reading Level (dBuV)	Measure Level (dBuV/m)	Margin (dB)	Limit (dBuV/m)	Detector Type
1	5350.000	8.805	45.362	54.167	-19.833	74.000	PEAK
2	5460.000	8.731	44.884	53.615	-20.385	74.000	PEAK
3	* 5832.947	9.767	109.854	119.621	45.621	74.000	PEAK
4	7250.000	16.191	43.189	59.380	-14.620	74.000	PEAK
5	7617.268	17.078	46.859	63.937	-10.063	74.000	PEAK
6	7750.000	17.346	44.061	61.407	-12.593	74.000	PEAK

Note:

1. All readings above 1GHz are performed with peak and/or average measurements as necessary.
2. Peak measurements: RBW = 1MHz, VBW = 1MHz, Sweep: Auto.
3. Average measurements: RBW = 1MHz, VBW = 10 Hz, Sweep: Auto.
4. “ \* ”, means this data is the worst emission level.
5. Measurement Level = Reading Level + Correct Factor.
6. The average measurement was not performed when the peak measured data under the limit of average detection.

Site : CB4-H	Time : 2017/01/25
Limit : FCC_SpartC_15.209_03M_AV	Margin : 6
Probe : CB4-H_FCC_A115_EFS_1-18GHz_1116 - HORIZONTAL	Power : AC 120V / 60Hz
EUT : Mimosa C5c	Note : 802.11ac(20M)_5825MHz Mode 2: Tx-Dipole ANT

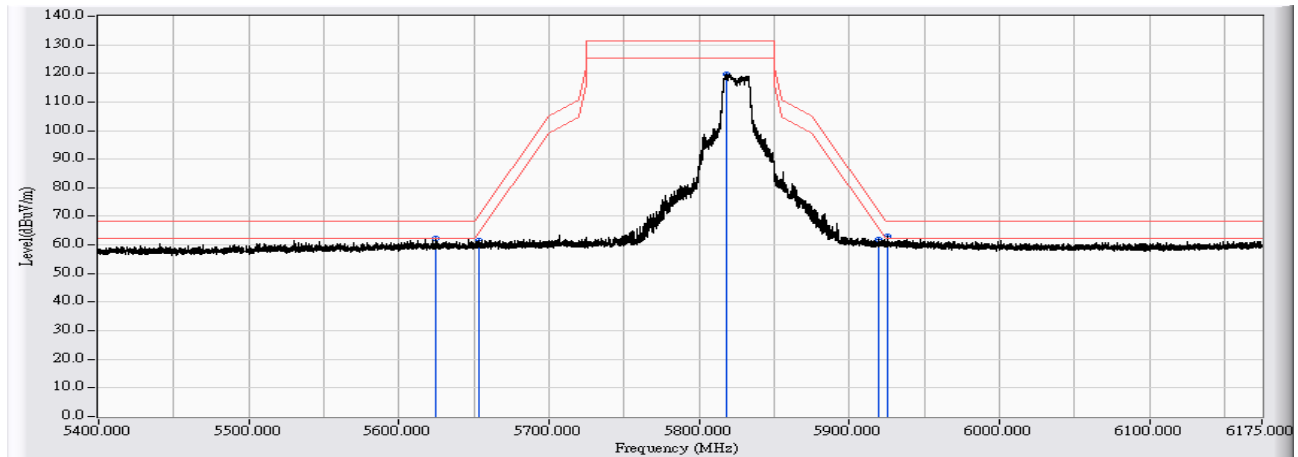


	Frequency (MHz)	Correct Factor (dB)	Reading Level (dBuV)	Measure Level (dBuV/m)	Margin (dB)	Limit (dBuV/m)	Detector Type
1	5350.000	8.805	31.748	40.553	-13.447	54.000	AVERAGE
2	5460.000	8.731	33.451	42.182	-11.818	54.000	AVERAGE
3	* 5832.447	9.766	97.323	107.089	53.089	54.000	AVERAGE
4	7250.000	16.191	31.785	47.976	-6.024	54.000	AVERAGE
5	7595.270	17.034	33.067	50.101	-3.899	54.000	AVERAGE
6	7750.000	17.346	32.500	49.846	-4.154	54.000	AVERAGE

Note:

1. All readings above 1GHz are performed with peak and/or average measurements as necessary.
2. Peak measurements: RBW = 1MHz, VBW = 1MHz, Sweep: Auto.
3. Average measurements: RBW = 1MHz, VBW = 10 Hz, Sweep: Auto.
4. “ \* ”, means this data is the worst emission level.
5. Measurement Level = Reading Level + Correct Factor.
6. The average measurement was not performed when the peak measured data under the limit of average detection.

Site : CB4-H	Time : 2017/01/25
Limit : FCC_Part15E_2016_B4_03M_PK	Margin : 6
Probe : CB4-H_FCC_A115_EFS_1-18GHz_1116 - VERTICAL	Power : AC 120V / 60Hz
EUT : Mimosa C5c	Note : 802.11ac(20M)_5825MHz Mode 2: Tx-Dipole ANT

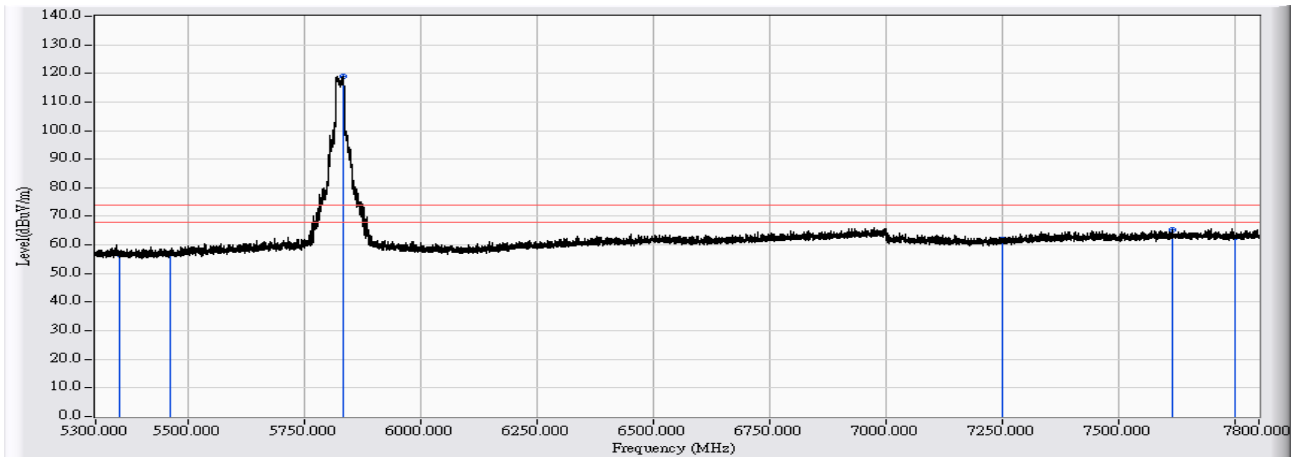


		Frequency (MHz)	Correct Factor (dB)	Reading Level (dBuV)	Measure Level (dBuV/m)	Margin (dB)	Limit (dBuV/m)	Detector Type
1		5624.340	9.104	53.234	62.338	-5.862	68.200	PEAK
2		5652.935	9.195	52.444	61.640	-8.741	70.381	PEAK
3		5818.768	9.722	110.024	119.747	-11.453	131.200	PEAK
4		5919.508	10.037	51.797	61.834	-10.415	72.249	PEAK
5	*	5925.243	10.055	52.999	63.054	-5.146	68.200	PEAK

Note:

1. All readings above 1GHz are performed with peak and/or average measurements as necessary.
2. Peak measurements: RBW = 1MHz, VBW = 1MHz, Sweep: Auto.
3. Average measurements: RBW = 1MHz, VBW = 10 Hz, Sweep: Auto.
4. “ \* ”, means this data is the worst emission level.
5. Measurement Level = Reading Level + Correct Factor.
6. The average measurement was not performed when the peak measured data under the limit of average detection.

Site : CB4-H	Time : 2017/01/25
Limit : FCC_SpartC_15.209_03M_PK	Margin : 6
Probe : CB4-H_FCC_A115_EFS_1-18GHz_1116 - VERTICAL	Power : AC 120V / 60Hz
EUT : Mimosa C5c	Note : 802.11ac(20M)_5825MHz Mode 2: Tx-Dipole ANT

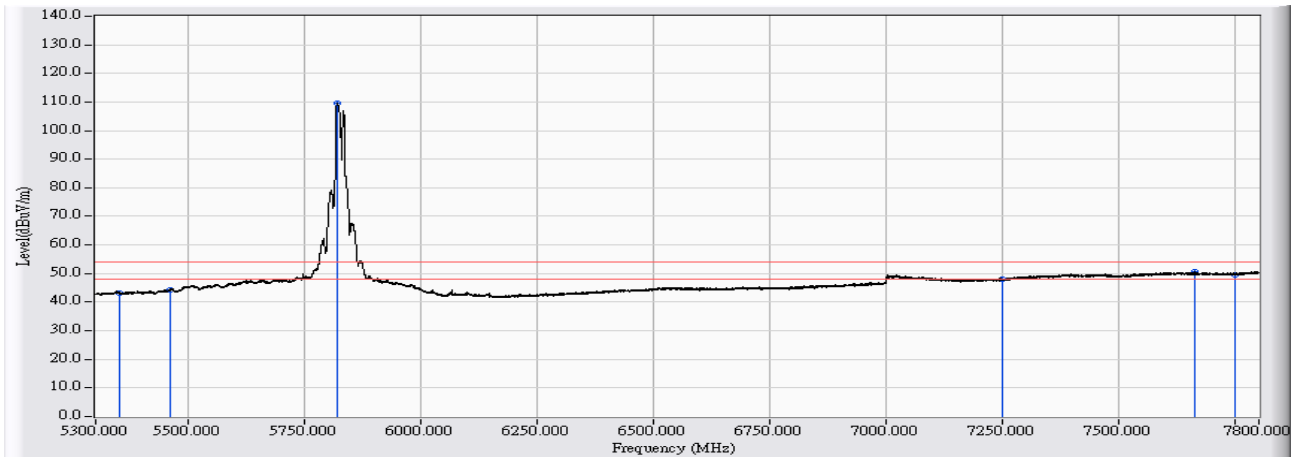


	Frequency (MHz)	Correct Factor (dB)	Reading Level (dBuV)	Measure Level (dBuV/m)	Margin (dB)	Limit (dBuV/m)	Detector Type
1	5350.000	8.805	47.969	56.774	-17.226	74.000	PEAK
2	5460.000	8.731	48.487	57.218	-16.782	74.000	PEAK
3	* 5830.697	9.760	109.327	119.087	45.087	74.000	PEAK
4	7250.000	16.191	45.718	61.909	-12.091	74.000	PEAK
5	7612.769	17.069	48.191	65.260	-8.740	74.000	PEAK
6	7750.000	17.346	45.440	62.786	-11.214	74.000	PEAK

Note:

1. All readings above 1GHz are performed with peak and/or average measurements as necessary.
2. Peak measurements: RBW = 1MHz, VBW = 1MHz, Sweep: Auto.
3. Average measurements: RBW = 1MHz, VBW = 10 Hz, Sweep: Auto.
4. “ \* ”, means this data is the worst emission level.
5. Measurement Level = Reading Level + Correct Factor.
6. The average measurement was not performed when the peak measured data under the limit of average detection.

Site : CB4-H	Time : 2017/01/25
Limit : FCC_SpartC_15.209_03M_AV	Margin : 6
Probe : CB4-H_FCC_A115_EFS_1-18GHz_1116 - VERTICAL	Power : AC 120V / 60Hz
EUT : Mimosa C5c	Note : 802.11ac(20M)_5825MHz Mode 2: Tx-Dipole ANT



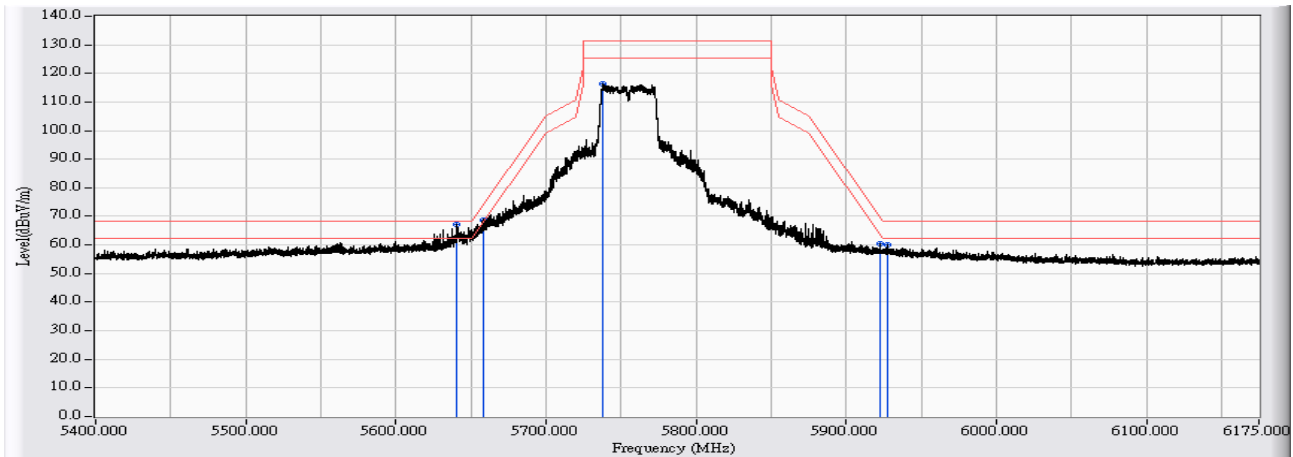
	Frequency (MHz)	Correct Factor (dB)	Reading Level (dBuV)	Measure Level (dBuV/m)	Margin (dB)	Limit (dBuV/m)	Detector Type
1	5350.000	8.805	34.349	43.154	-10.846	54.000	AVERAGE
2	5460.000	8.731	35.586	44.317	-9.683	54.000	AVERAGE
3	* 5819.448	9.725	99.840	109.565	55.565	54.000	AVERAGE
4	7250.000	16.191	31.685	47.876	-6.124	54.000	AVERAGE
5	7662.014	17.168	33.335	50.504	-3.496	54.000	AVERAGE
6	7750.000	17.346	32.227	49.573	-4.427	54.000	AVERAGE

Note:

1. All readings above 1GHz are performed with peak and/or average measurements as necessary.
2. Peak measurements: RBW = 1MHz, VBW = 1MHz, Sweep: Auto.
3. Average measurements: RBW = 1MHz, VBW = 10 Hz, Sweep: Auto.
4. “ \* ”, means this data is the worst emission level.
5. Measurement Level = Reading Level + Correct Factor.
6. The average measurement was not performed when the peak measured data under the limit of average detection.



Site : CB4-H	Time : 2017/01/25
Limit : FCC_Part15E_2016_B4_03M_PK	Margin : 6
Probe : CB4-H_FCC_A115_EFS_1-18GHz_1116 - HORIZONTAL	Power : AC 120V / 60Hz
EUT : Mimosa C5c	Note : 802.11ac(40M)_5755MHz Mode 2: Tx-Dipole ANT

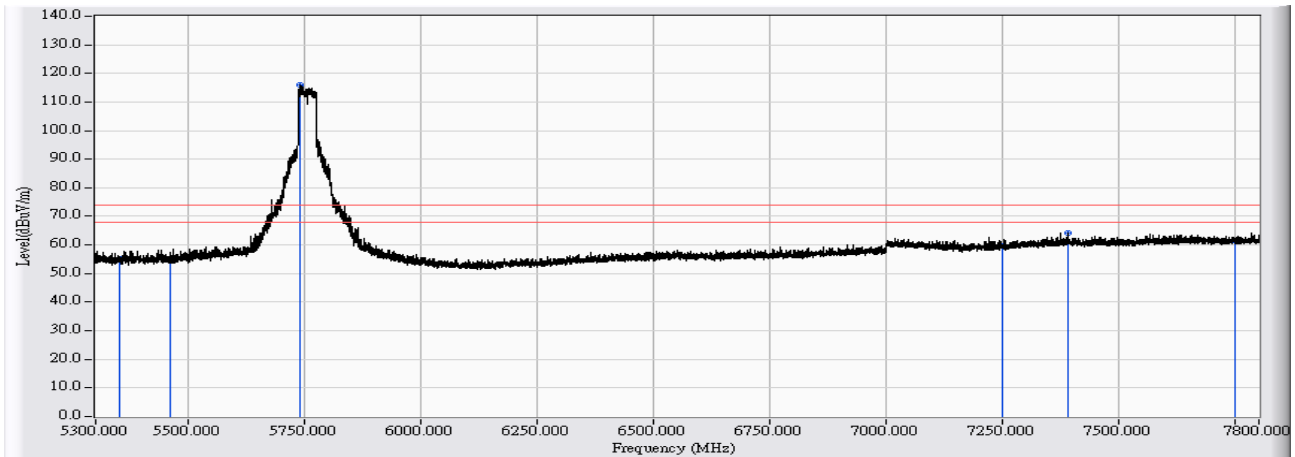


		Frequency (MHz)	Correct Factor (dB)	Reading Level (dBuV)	Measure Level (dBuV/m)	Margin (dB)	Limit (dBuV/m)	Detector Type
1	*	5640.381	9.156	57.986	67.142	-1.058	68.200	PEAK
2		5658.282	9.213	59.465	68.678	-5.673	74.351	PEAK
3		5737.711	9.468	106.975	116.444	-14.756	131.200	PEAK
4		5922.763	10.048	50.390	60.438	-9.411	69.849	PEAK
5		5927.645	10.063	49.913	59.976	-8.224	68.200	PEAK

Note:

1. All readings above 1GHz are performed with peak and/or average measurements as necessary.
2. Peak measurements: RBW = 1MHz, VBW = 1MHz, Sweep: Auto.
3. Average measurements: RBW = 1MHz, VBW = 10 Hz, Sweep: Auto.
4. “ \* ”, means this data is the worst emission level.
5. Measurement Level = Reading Level + Correct Factor.
6. The average measurement was not performed when the peak measured data under the limit of average detection.

Site : CB4-H	Time : 2017/01/25
Limit : FCC_SpartC_15.209_03M_PK	Margin : 6
Probe : CB4-H_FCC_A115_EFS_1-18GHz_1116 - HORIZONTAL	Power : AC 120V / 60Hz
EUT : Mimosa C5c	Note : 802.11ac(40M)_5755MHz Mode 2: Tx-Dipole ANT

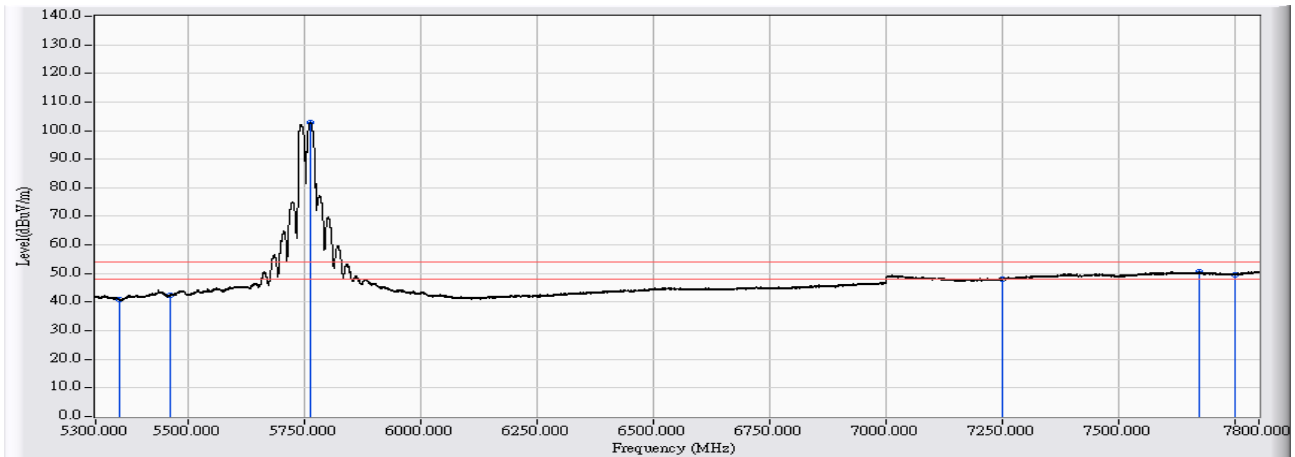


	Frequency (MHz)	Correct Factor (dB)	Reading Level (dBuV)	Measure Level (dBuV/m)	Margin (dB)	Limit (dBuV/m)	Detector Type
1	5350.000	8.805	46.248	55.053	-18.947	74.000	PEAK
2	5460.000	8.731	46.283	55.014	-18.986	74.000	PEAK
3	* 5739.206	9.473	106.347	115.820	41.820	74.000	PEAK
4	7250.000	16.191	43.314	59.505	-14.495	74.000	PEAK
5	7390.791	16.557	47.703	64.260	-9.740	74.000	PEAK
6	7750.000	17.346	44.062	61.408	-12.592	74.000	PEAK

Note:

1. All readings above 1GHz are performed with peak and/or average measurements as necessary.
2. Peak measurements: RBW = 1MHz, VBW = 1MHz, Sweep: Auto.
3. Average measurements: RBW = 1MHz, VBW = 10 Hz, Sweep: Auto.
4. “ \* ”, means this data is the worst emission level.
5. Measurement Level = Reading Level + Correct Factor.
6. The average measurement was not performed when the peak measured data under the limit of average detection.

Site : CB4-H	Time : 2017/01/25
Limit : FCC_SpartC_15.209_03M_AV	Margin : 6
Probe : CB4-H_FCC_A115_EFS_1-18GHz_1116 - HORIZONTAL	Power : AC 120V / 60Hz
EUT : Mimosa C5c	Note : 802.11ac(40M)_5755MHz Mode 2: Tx-Dipole ANT

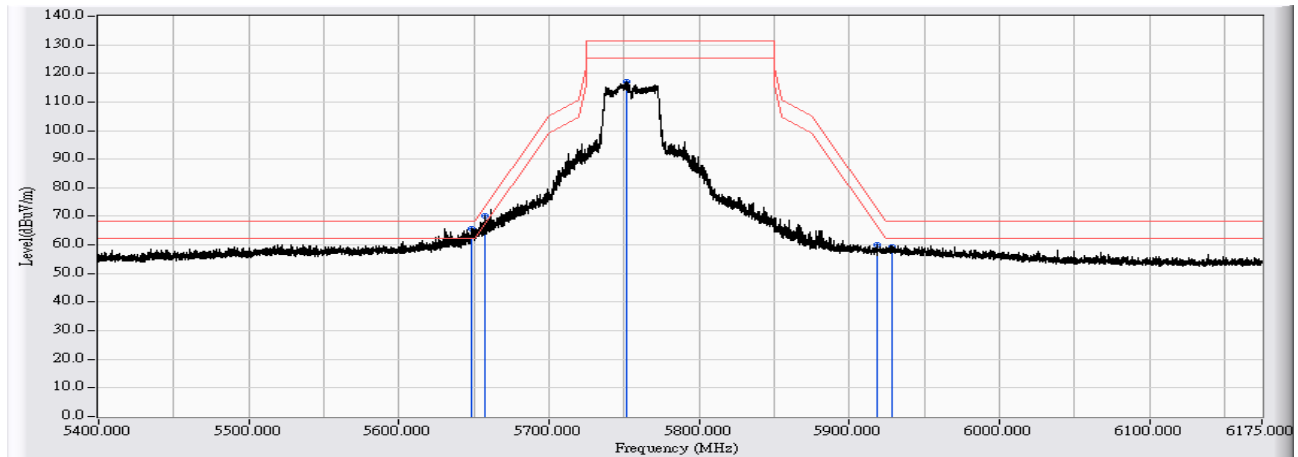


	Frequency (MHz)	Correct Factor (dB)	Reading Level (dBuV)	Measure Level (dBuV/m)	Margin (dB)	Limit (dBuV/m)	Detector Type
1	5350.000	8.805	31.961	40.766	-13.234	54.000	AVERAGE
2	5460.000	8.731	33.588	42.319	-11.681	54.000	AVERAGE
3	* 5761.204	9.543	93.246	102.789	48.789	54.000	AVERAGE
4	7250.000	16.191	31.666	47.857	-6.143	54.000	AVERAGE
5	7673.013	17.191	33.357	50.548	-3.452	54.000	AVERAGE
6	7750.000	17.346	32.232	49.578	-4.422	54.000	AVERAGE

Note:

1. All readings above 1GHz are performed with peak and/or average measurements as necessary.
2. Peak measurements: RBW = 1MHz, VBW = 1MHz, Sweep: Auto.
3. Average measurements: RBW = 1MHz, VBW = 10 Hz, Sweep: Auto.
4. “ \* ”, means this data is the worst emission level.
5. Measurement Level = Reading Level + Correct Factor.
6. The average measurement was not performed when the peak measured data under the limit of average detection.

Site : CB4-H	Time : 2017/01/25
Limit : FCC_Part15E_2016_B4_03M_PK	Margin : 6
Probe : CB4-H_FCC_A115_EFS_1-18GHz_1116 - VERTICAL	Power : AC 120V / 60Hz
EUT : Mimosa C5c	Note : 802.11ac(40M)_5755MHz Mode 2: Tx-Dipole ANT

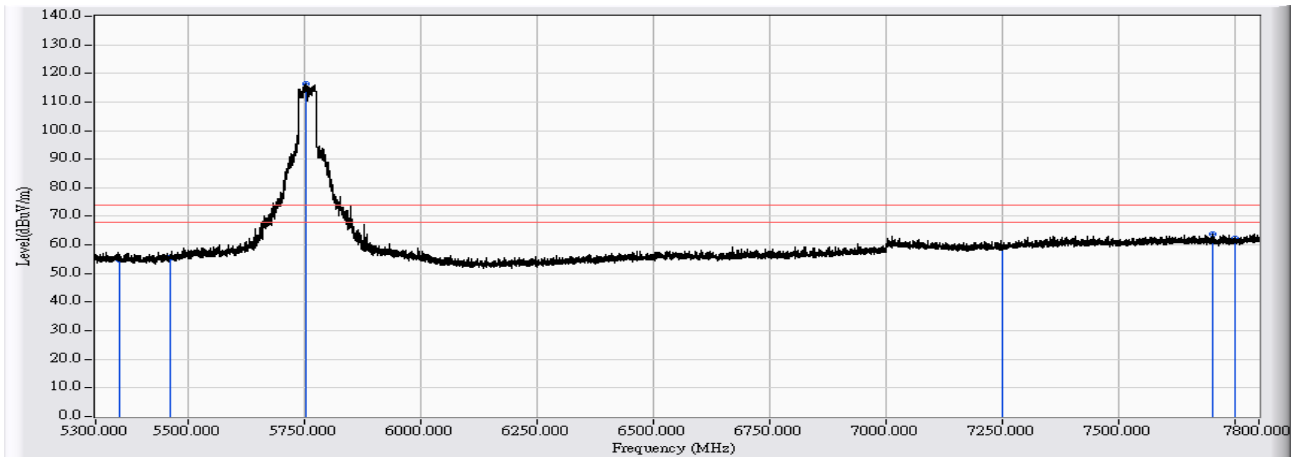


		Frequency (MHz)	Correct Factor (dB)	Reading Level (dBuV)	Measure Level (dBuV/m)	Margin (dB)	Limit (dBuV/m)	Detector Type
1	*	5648.130	9.180	56.514	65.695	-2.505	68.200	PEAK
2		5657.662	9.211	61.139	70.350	-3.541	73.891	PEAK
3		5751.815	9.514	107.498	117.011	-14.189	131.200	PEAK
4		5918.346	10.034	50.130	60.164	-12.942	73.106	PEAK
5		5928.730	10.066	49.411	59.477	-8.723	68.200	PEAK

Note:

1. All readings above 1GHz are performed with peak and/or average measurements as necessary.
2. Peak measurements: RBW = 1MHz, VBW = 1MHz, Sweep: Auto.
3. Average measurements: RBW = 1MHz, VBW = 10 Hz, Sweep: Auto.
4. “ \* ”, means this data is the worst emission level.
5. Measurement Level = Reading Level + Correct Factor.
6. The average measurement was not performed when the peak measured data under the limit of average detection.

Site : CB4-H	Time : 2017/01/25
Limit : FCC_SpartC_15.209_03M_PK	Margin : 6
Probe : CB4-H_FCC_A115_EFS_1-18GHz_1116 - VERTICAL	Power : AC 120V / 60Hz
EUT : Mimosa C5c	Note : 802.11ac(40M)_5755MHz Mode 2: Tx-Dipole ANT

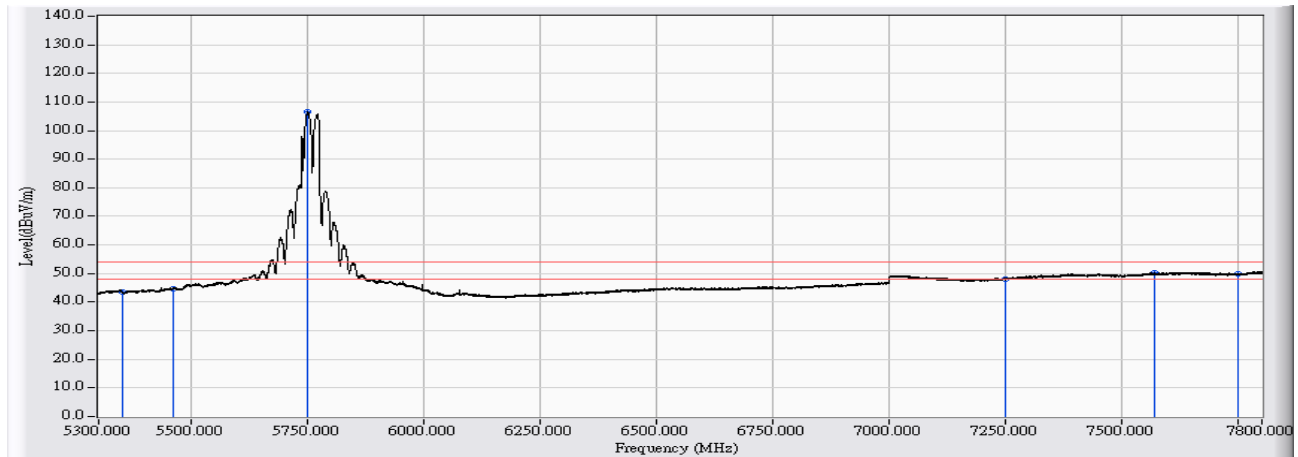


	Frequency (MHz)	Correct Factor (dB)	Reading Level (dBuV)	Measure Level (dBuV/m)	Margin (dB)	Limit (dBuV/m)	Detector Type
1	5350.000	8.805	46.131	54.936	-19.064	74.000	PEAK
2	5460.000	8.731	46.849	55.580	-18.420	74.000	PEAK
3	* 5752.205	9.515	106.808	116.323	42.323	74.000	PEAK
4	7250.000	16.191	43.253	59.444	-14.556	74.000	PEAK
5	7699.510	17.245	46.505	63.749	-10.251	74.000	PEAK
6	7750.000	17.346	44.894	62.240	-11.760	74.000	PEAK

Note:

1. All readings above 1GHz are performed with peak and/or average measurements as necessary.
2. Peak measurements: RBW = 1MHz, VBW = 1MHz, Sweep: Auto.
3. Average measurements: RBW = 1MHz, VBW = 10 Hz, Sweep: Auto.
4. “ \* ”, means this data is the worst emission level.
5. Measurement Level = Reading Level + Correct Factor.
6. The average measurement was not performed when the peak measured data under the limit of average detection.

Site : CB4-H	Time : 2017/01/25
Limit : FCC_SpartC_15.209_03M_AV	Margin : 6
Probe : CB4-H_FCC_A115_EFS_1-18GHz_1116 - VERTICAL	Power : AC 120V / 60Hz
EUT : Mimosa C5c	Note : 802.11ac(40M)_5755MHz Mode 2: Tx-Dipole ANT

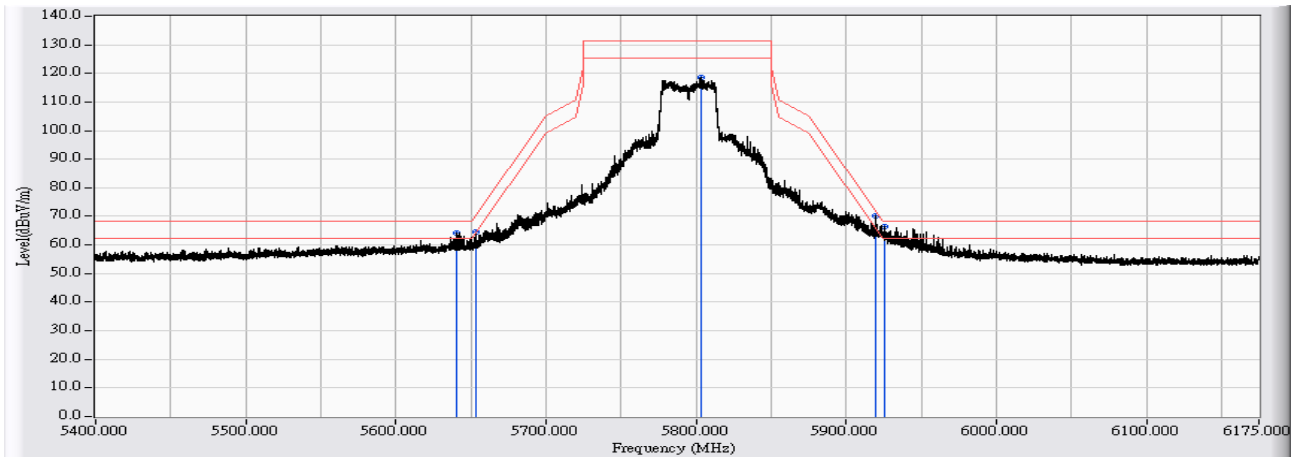


	Frequency (MHz)	Correct Factor (dB)	Reading Level (dBuV)	Measure Level (dBuV/m)	Margin (dB)	Limit (dBuV/m)	Detector Type
1	5350.000	8.805	34.816	43.621	-10.379	54.000	AVERAGE
2	5460.000	8.731	35.868	44.599	-9.401	54.000	AVERAGE
3	* 5749.455	9.506	97.094	106.600	52.600	54.000	AVERAGE
4	7250.000	16.191	31.814	48.005	-5.995	54.000	AVERAGE
5	7568.773	16.981	33.334	50.315	-3.685	54.000	AVERAGE
6	7750.000	17.346	32.551	49.897	-4.103	54.000	AVERAGE

Note:

1. All readings above 1GHz are performed with peak and/or average measurements as necessary.
2. Peak measurements: RBW = 1MHz, VBW = 1MHz, Sweep: Auto.
3. Average measurements: RBW = 1MHz, VBW = 10 Hz, Sweep: Auto.
4. “ \* ”, means this data is the worst emission level.
5. Measurement Level = Reading Level + Correct Factor.
6. The average measurement was not performed when the peak measured data under the limit of average detection.

Site : CB4-H	Time : 2017/01/25
Limit : FCC_Part15E_2016_B4_03M_PK	Margin : 6
Probe : CB4-H_FCC_A115_EFS_1-18GHz_1116 - HORIZONTAL	Power : AC 120V / 60Hz
EUT : Mimosa C5c	Note : 802.11ac(40M)_5795MHz Mode 2: Tx-Dipole ANT

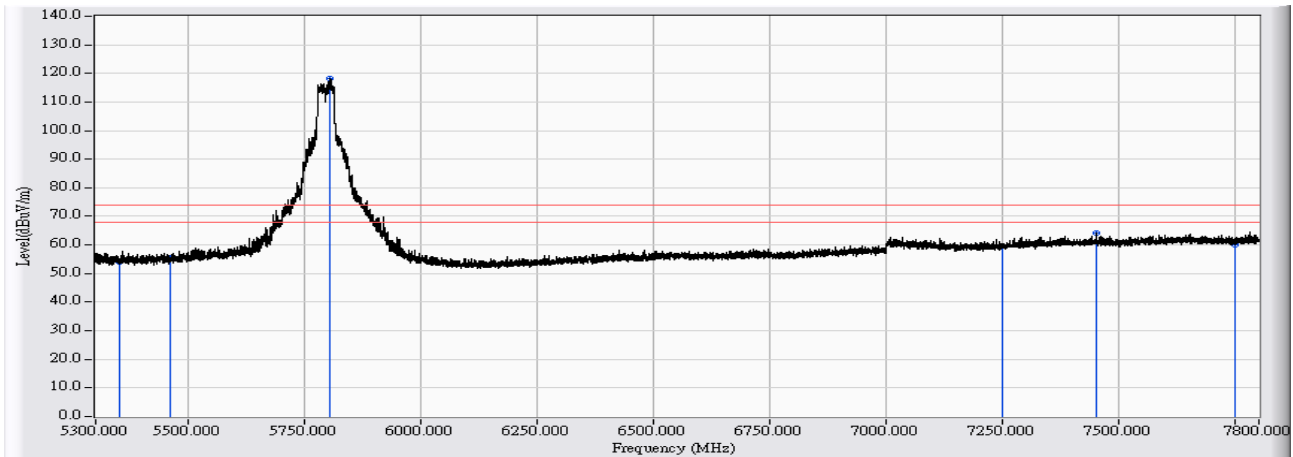


		Frequency (MHz)	Correct Factor (dB)	Reading Level (dBuV)	Measure Level (dBuV/m)	Margin (dB)	Limit (dBuV/m)	Detector Type
1		5640.768	9.158	55.203	64.360	-3.840	68.200	PEAK
2		5653.400	9.198	55.353	64.551	-6.175	70.726	PEAK
3		5803.735	9.676	109.091	118.767	-12.433	131.200	PEAK
4		5919.431	10.037	60.061	70.098	-2.208	72.306	PEAK
5	*	5925.630	10.056	56.516	66.573	-1.627	68.200	PEAK

Note:

1. All readings above 1GHz are performed with peak and/or average measurements as necessary.
2. Peak measurements: RBW = 1MHz, VBW = 1MHz, Sweep: Auto.
3. Average measurements: RBW = 1MHz, VBW = 10 Hz, Sweep: Auto.
4. “ \* ”, means this data is the worst emission level.
5. Measurement Level = Reading Level + Correct Factor.
6. The average measurement was not performed when the peak measured data under the limit of average detection.

Site : CB4-H	Time : 2017/01/25
Limit : FCC_SpartC_15.209_03M_PK	Margin : 6
Probe : CB4-H_FCC_A115_EFS_1-18GHz_1116 - HORIZONTAL	Power : AC 120V / 60Hz
EUT : Mimosa C5c	Note : 802.11ac(40M)_5795MHz Mode 2: Tx-Dipole ANT



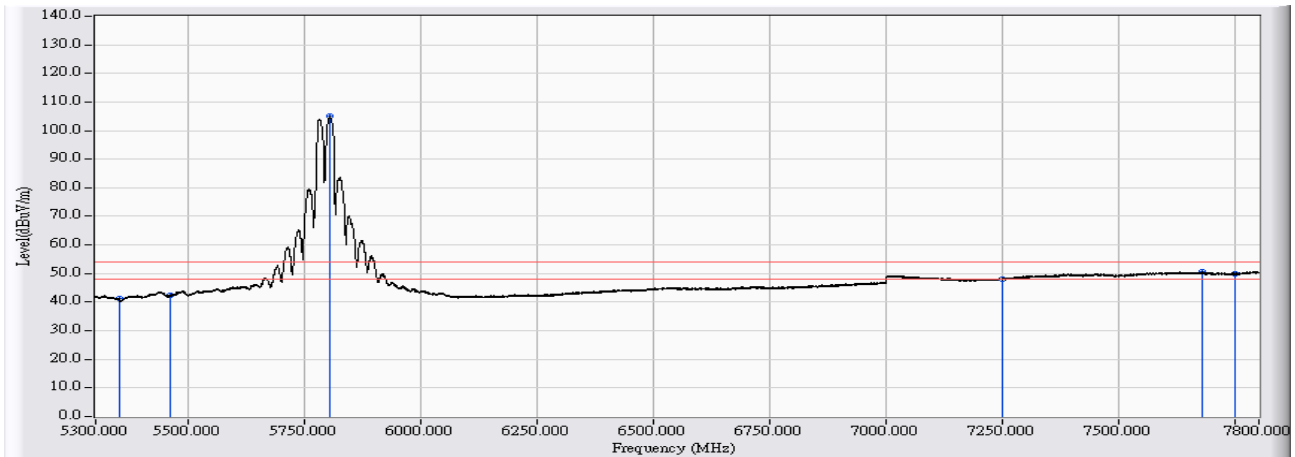
	Frequency (MHz)	Correct Factor (dB)	Reading Level (dBuV)	Measure Level (dBuV/m)	Margin (dB)	Limit (dBuV/m)	Detector Type
1	5350.000	8.805	45.345	54.150	-19.850	74.000	PEAK
2	5460.000	8.731	46.730	55.461	-18.539	74.000	PEAK
3	* 5803.200	9.675	108.488	118.162	44.162	74.000	PEAK
4	7250.000	16.191	43.441	59.632	-14.368	74.000	PEAK
5	7450.285	16.712	47.298	64.010	-9.990	74.000	PEAK
6	7750.000	17.346	42.872	60.218	-13.782	74.000	PEAK

Note:

1. All readings above 1GHz are performed with peak and/or average measurements as necessary.
2. Peak measurements: RBW = 1MHz, VBW = 1MHz, Sweep: Auto.
3. Average measurements: RBW = 1MHz, VBW = 10 Hz, Sweep: Auto.
4. “ \* ”, means this data is the worst emission level.
5. Measurement Level = Reading Level + Correct Factor.
6. The average measurement was not performed when the peak measured data under the limit of average detection.



Site : CB4-H	Time : 2017/01/25
Limit : FCC_SpartC_15.209_03M_AV	Margin : 6
Probe : CB4-H_FCC_A115_EFS_1-18GHz_1116 - HORIZONTAL	Power : AC 120V / 60Hz
EUT : Mimosa C5c	Note : 802.11ac(40M)_5795MHz Mode 2: Tx-Dipole ANT

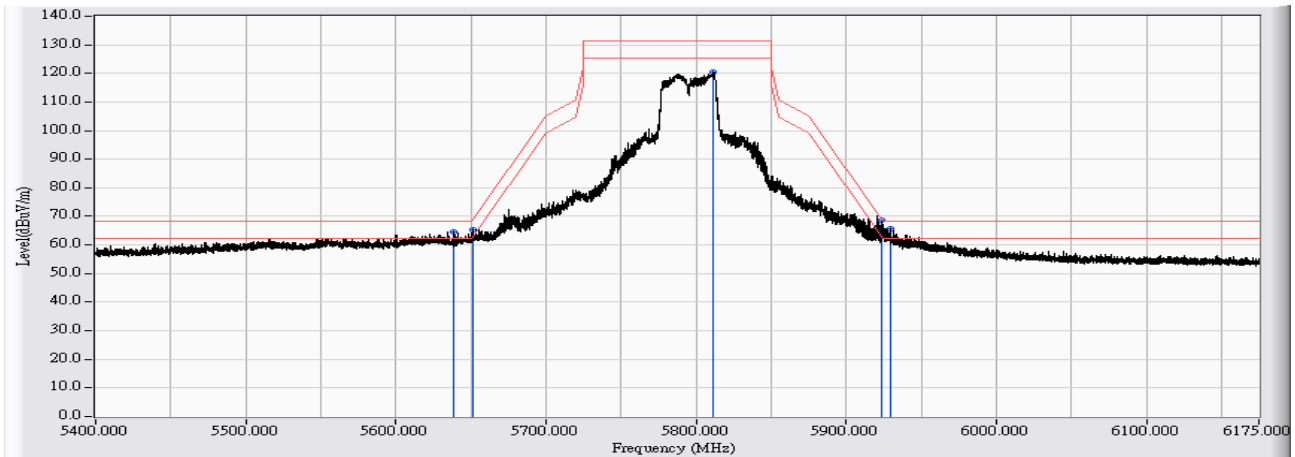


	Frequency (MHz)	Correct Factor (dB)	Reading Level (dBuV)	Measure Level (dBuV/m)	Margin (dB)	Limit (dBuV/m)	Detector Type
1	5350.000	8.805	32.339	41.144	-12.856	54.000	AVERAGE
2	5460.000	8.731	33.550	42.281	-11.719	54.000	AVERAGE
3	* 5803.449	9.675	95.262	104.937	50.937	54.000	AVERAGE
4	7250.000	16.191	31.962	48.153	-5.847	54.000	AVERAGE
5	7676.762	17.198	33.347	50.545	-3.455	54.000	AVERAGE
6	7750.000	17.346	32.564	49.910	-4.090	54.000	AVERAGE

Note:

1. All readings above 1GHz are performed with peak and/or average measurements as necessary.
2. Peak measurements: RBW = 1MHz, VBW = 1MHz, Sweep: Auto.
3. Average measurements: RBW = 1MHz, VBW = 10 Hz, Sweep: Auto.
4. “ \* ”, means this data is the worst emission level.
5. Measurement Level = Reading Level + Correct Factor.
6. The average measurement was not performed when the peak measured data under the limit of average detection.

Site : CB4-H	Time : 2017/01/25
Limit : FCC_Part15E_2016_B4_03M_PK	Margin : 6
Probe : CB4-H_FCC_A115_EFS_1-18GHz_1116 - VERTICAL	Power : AC 120V / 60Hz
EUT : Mimosa C5c	Note : 802.11ac(40M)_5795MHz Mode 2: Tx-Dipole ANT

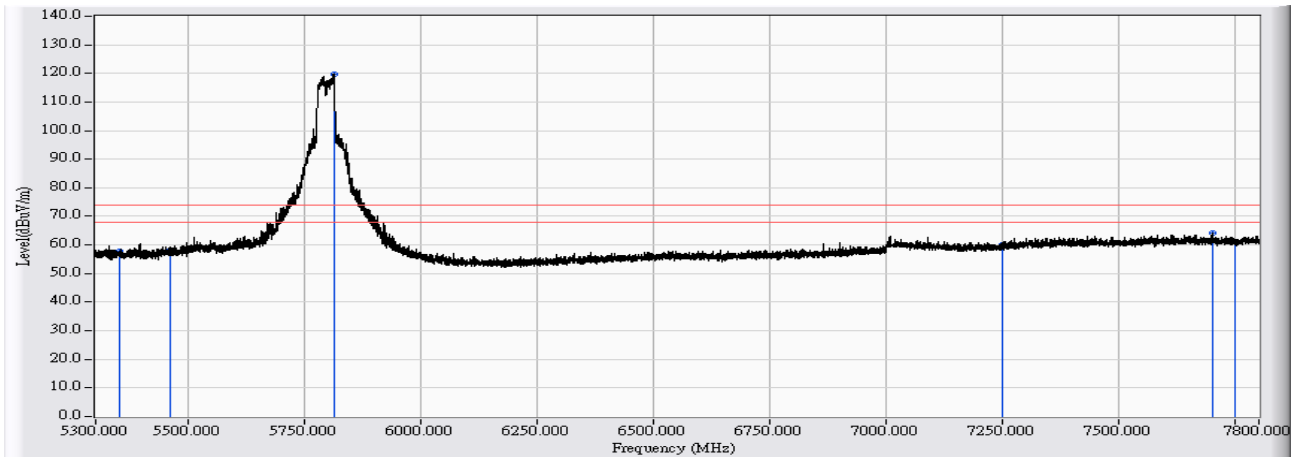


	Frequency (MHz)	Correct Factor (dB)	Reading Level (dBuV)	Measure Level (dBuV/m)	Margin (dB)	Limit (dBuV/m)	Detector Type
1	5638.056	9.148	55.492	64.640	-3.560	68.200	PEAK
2	5650.920	9.189	56.164	65.354	-3.530	68.884	PEAK
3	5811.251	9.699	110.674	120.373	-10.827	131.200	PEAK
4	* 5923.228	10.049	58.484	68.533	-0.973	69.506	PEAK
5	5929.272	10.067	55.581	65.649	-2.551	68.200	PEAK

Note:

1. All readings above 1GHz are performed with peak and/or average measurements as necessary.
2. Peak measurements: RBW = 1MHz, VBW = 1MHz, Sweep: Auto.
3. Average measurements: RBW = 1MHz, VBW = 10 Hz, Sweep: Auto.
4. “ \* ”, means this data is the worst emission level.
5. Measurement Level = Reading Level + Correct Factor.
6. The average measurement was not performed when the peak measured data under the limit of average detection.

Site : CB4-H	Time : 2017/01/25
Limit : FCC_SpartC_15.209_03M_PK	Margin : 6
Probe : CB4-H_FCC_A115_EFS_1-18GHz_1116 - VERTICAL	Power : AC 120V / 60Hz
EUT : Mimosa C5c	Note : 802.11ac(40M)_5795MHz Mode 2: Tx-Dipole ANT

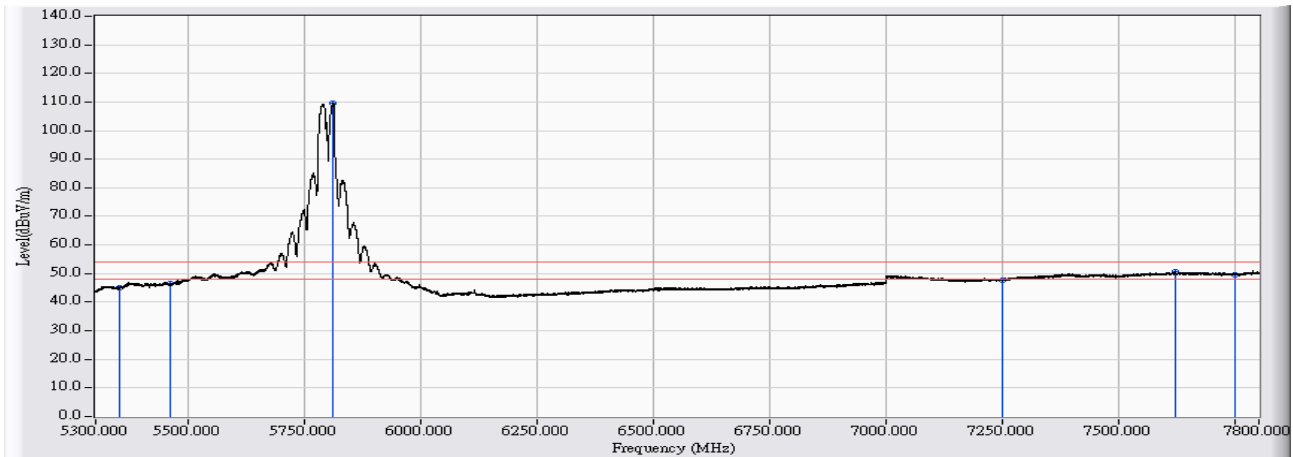


	Frequency (MHz)	Correct Factor (dB)	Reading Level (dBuV)	Measure Level (dBuV/m)	Margin (dB)	Limit (dBuV/m)	Detector Type
1	5350.000	8.805	48.854	57.659	-16.341	74.000	PEAK
2	5460.000	8.731	49.339	58.070	-15.930	74.000	PEAK
3	* 5811.449	9.700	110.087	119.787	45.787	74.000	PEAK
4	7250.000	16.191	44.035	60.226	-13.774	74.000	PEAK
5	* 7701.260	17.248	46.782	64.030	-9.970	74.000	PEAK
6	7750.000	17.346	43.859	61.205	-12.795	74.000	PEAK

Note:

1. All readings above 1GHz are performed with peak and/or average measurements as necessary.
2. Peak measurements: RBW = 1MHz, VBW = 1MHz, Sweep: Auto.
3. Average measurements: RBW = 1MHz, VBW = 10 Hz, Sweep: Auto.
4. “ \* ”, means this data is the worst emission level.
5. Measurement Level = Reading Level + Correct Factor.
6. The average measurement was not performed when the peak measured data under the limit of average detection.

Site : CB4-H	Time : 2017/01/25
Limit : FCC_SpartC_15.209_03M_AV	Margin : 6
Probe : CB4-H_FCC_A115_EFS_1-18GHz_1116 - VERTICAL	Power : AC 120V / 60Hz
EUT : Mimosa C5c	Note : 802.11ac(40M)_5795MHz Mode 2: Tx-Dipole ANT

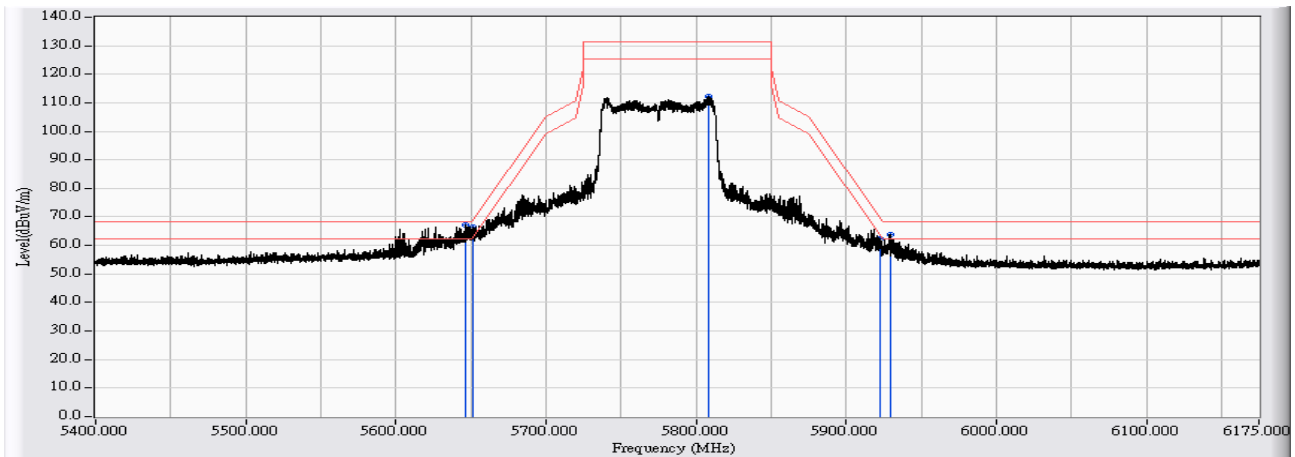


	Frequency (MHz)	Correct Factor (dB)	Reading Level (dBuV)	Measure Level (dBuV/m)	Margin (dB)	Limit (dBuV/m)	Detector Type
1	5350.000	8.805	36.196	45.001	-8.999	54.000	AVERAGE
2	5460.000	8.731	37.679	46.410	-7.590	54.000	AVERAGE
3	* 5810.949	9.698	100.050	109.748	55.748	54.000	AVERAGE
4	7250.000	16.191	31.380	47.571	-6.429	54.000	AVERAGE
5	* 7620.018	17.084	33.418	50.502	-3.498	54.000	AVERAGE
6	7750.000	17.346	32.156	49.502	-4.498	54.000	AVERAGE

Note:

1. All readings above 1GHz are performed with peak and/or average measurements as necessary.
2. Peak measurements: RBW = 1MHz, VBW = 1MHz, Sweep: Auto.
3. Average measurements: RBW = 1MHz, VBW = 10 Hz, Sweep: Auto.
4. “ \* ”, means this data is the worst emission level.
5. Measurement Level = Reading Level + Correct Factor.
6. The average measurement was not performed when the peak measured data under the limit of average detection.

Site : CB4-H	Time : 2017/01/25
Limit : FCC_Part15E_2016_B4_03M_PK	Margin : 6
Probe : CB4-H_FCC_A115_EFS_1-18GHz_1116 - HORIZONTAL	Power : AC 120V / 60Hz
EUT : Mimoso C5c	Note : 802.11ac(80M)_5775MHz Mode 2: Tx-Dipole ANT

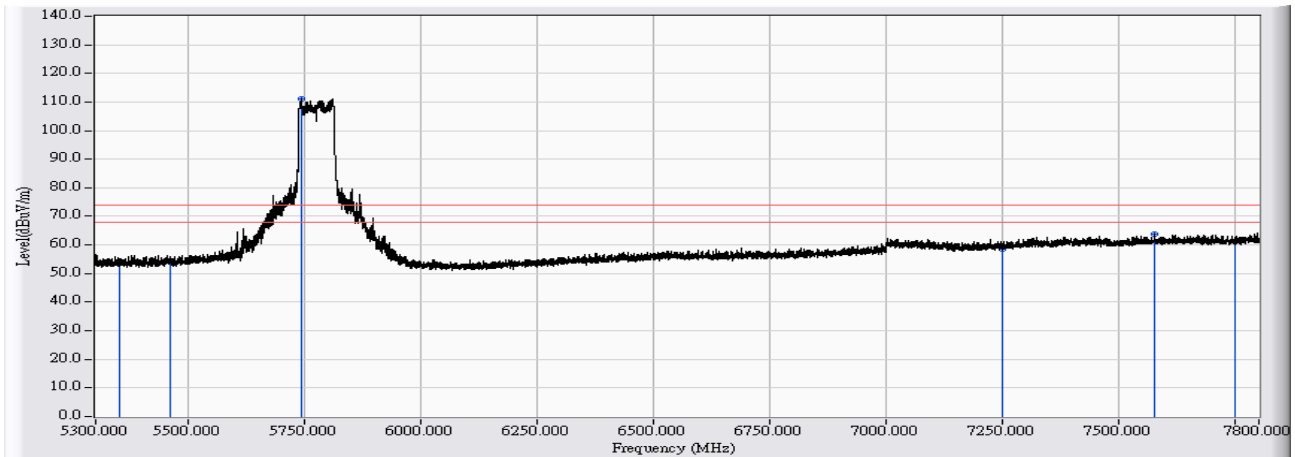


		Frequency (MHz)	Correct Factor (dB)	Reading Level (dBuV)	Measure Level (dBuV/m)	Margin (dB)	Limit (dBuV/m)	Detector Type
1	*	5645.960	9.174	57.949	67.123	-1.077	68.200	PEAK
2		5651.152	9.190	57.068	66.258	-2.798	69.056	PEAK
3		5808.539	9.691	102.494	112.185	-19.015	131.200	PEAK
4		5922.220	10.047	52.179	62.225	-8.024	70.249	PEAK
5		5930.047	10.070	53.781	63.851	-4.349	68.200	PEAK

Note:

1. All readings above 1GHz are performed with peak and/or average measurements as necessary.
2. Peak measurements: RBW = 1MHz, VBW = 1MHz, Sweep: Auto.
3. Average measurements: RBW = 1MHz, VBW = 10 Hz, Sweep: Auto.
4. “ \* ”, means this data is the worst emission level.
5. Measurement Level = Reading Level + Correct Factor.
6. The average measurement was not performed when the peak measured data under the limit of average detection.

Site : CB4-H	Time : 2017/01/25
Limit : FCC_SpartC_15.209_03M_PK	Margin : 6
Probe : CB4-H_FCC_A115_EFS_1-18GHz_1116 - HORIZONTAL	Power : AC 120V / 60Hz
EUT : Mimosa C5c	Note : 802.11ac(80M)_5775MHz Mode 2: Tx-Dipole ANT

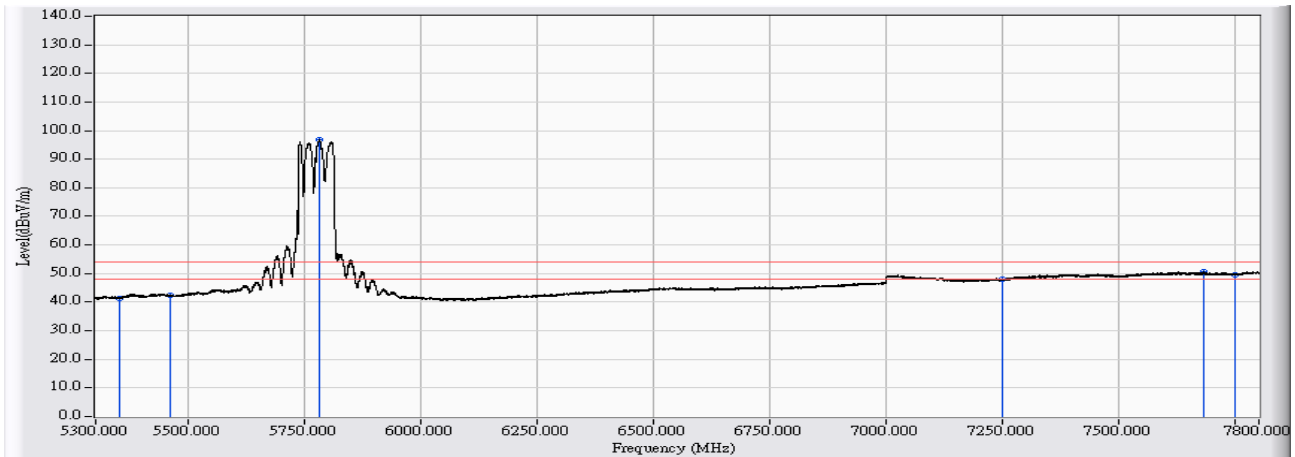


	Frequency (MHz)	Correct Factor (dB)	Reading Level (dBuV)	Measure Level (dBuV/m)	Margin (dB)	Limit (dBuV/m)	Detector Type
1	5350.000	8.805	44.903	53.708	-20.292	74.000	PEAK
2	5460.000	8.731	45.639	54.370	-19.630	74.000	PEAK
3	* 5740.706	9.478	101.694	111.172	37.172	74.000	PEAK
4	7250.000	16.191	42.344	58.535	-15.465	74.000	PEAK
5	7575.772	16.995	46.946	63.941	-10.059	74.000	PEAK
6	7750.000	17.346	43.677	61.023	-12.977	74.000	PEAK

Note:

1. All readings above 1GHz are performed with peak and/or average measurements as necessary.
2. Peak measurements: RBW = 1MHz, VBW = 1MHz, Sweep: Auto.
3. Average measurements: RBW = 1MHz, VBW = 10 Hz, Sweep: Auto.
4. “ \* ”, means this data is the worst emission level.
5. Measurement Level = Reading Level + Correct Factor.
6. The average measurement was not performed when the peak measured data under the limit of average detection.

Site : CB4-H	Time : 2017/01/25
Limit : FCC_SpartC_15.209_03M_AV	Margin : 6
Probe : CB4-H_FCC_A115_EFS_1-18GHz_1116 - HORIZONTAL	Power : AC 120V / 60Hz
EUT : Mimosa C5c	Note : 802.11ac(80M)_5775MHz Mode 2: Tx-Dipole ANT

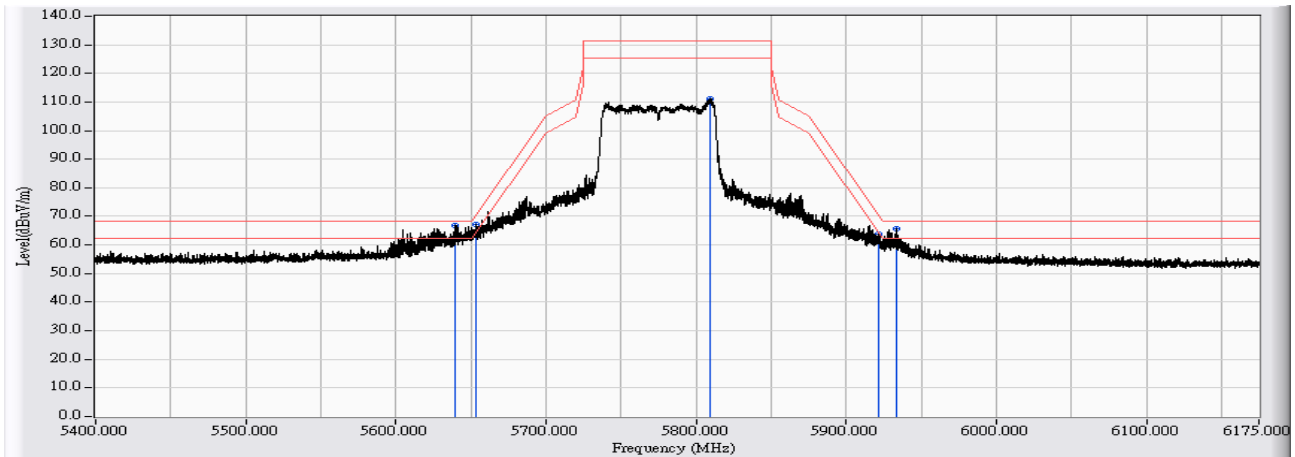


	Frequency (MHz)	Correct Factor (dB)	Reading Level (dBuV)	Measure Level (dBuV/m)	Margin (dB)	Limit (dBuV/m)	Detector Type
1	5350.000	8.805	32.313	41.118	-12.882	54.000	AVERAGE
2	5460.000	8.731	33.594	42.325	-11.675	54.000	AVERAGE
3	* 5779.952	9.601	87.137	96.739	42.739	54.000	AVERAGE
4	7250.000	16.191	31.804	47.995	-6.005	54.000	AVERAGE
5	7681.762	17.209	33.332	50.540	-3.460	54.000	AVERAGE
6	7750.000	17.346	32.249	49.595	-4.405	54.000	AVERAGE

Note:

1. All readings above 1GHz are performed with peak and/or average measurements as necessary.
2. Peak measurements: RBW = 1MHz, VBW = 1MHz, Sweep: Auto.
3. Average measurements: RBW = 1MHz, VBW = 10 Hz, Sweep: Auto.
4. “ \* ”, means this data is the worst emission level.
5. Measurement Level = Reading Level + Correct Factor.
6. The average measurement was not performed when the peak measured data under the limit of average detection.

Site : CB4-H	Time : 2017/01/25
Limit : FCC_Part15E_2016_B4_03M_PK	Margin : 6
Probe : CB4-H_FCC_A115_EFS_1-18GHz_1116 - VERTICAL	Power : AC 120V / 60Hz
EUT : Mimosa C5c	Note : 802.11ac(80M)_5775MHz Mode 2: Tx-Dipole ANT



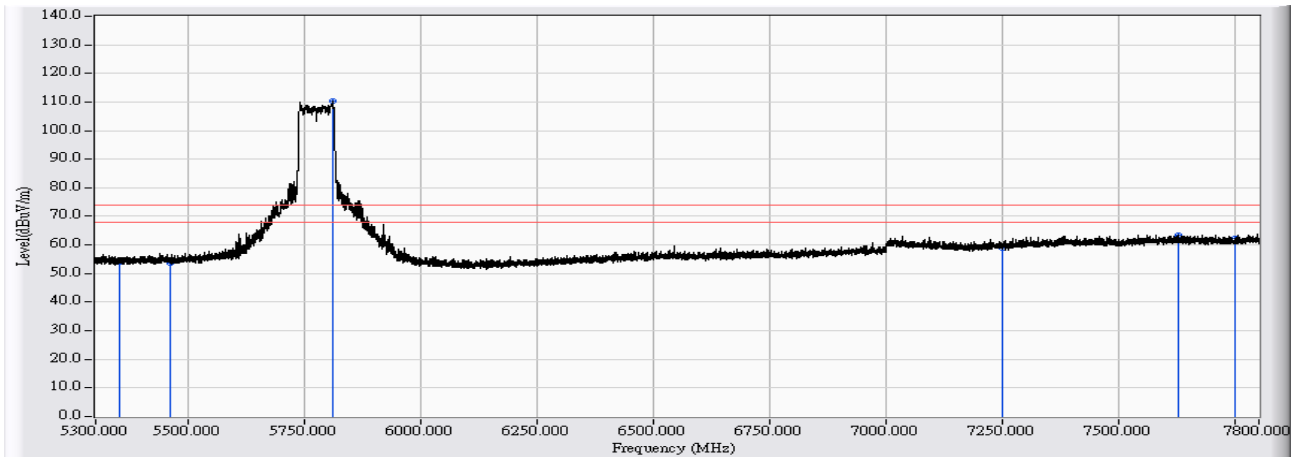
		Frequency (MHz)	Correct Factor (dB)	Reading Level (dBuV)	Measure Level (dBuV/m)	Margin (dB)	Limit (dBuV/m)	Detector Type
1	*	5639.916	9.154	57.503	66.657	-1.543	68.200	PEAK
2		5653.787	9.199	58.091	67.290	-3.724	71.014	PEAK
3		5809.314	9.693	101.514	111.207	-19.993	131.200	PEAK
4		5921.523	10.043	53.731	63.775	-6.988	70.763	PEAK
5		5933.457	10.081	55.674	65.755	-2.445	68.200	PEAK

Note:

1. All readings above 1GHz are performed with peak and/or average measurements as necessary.
2. Peak measurements: RBW = 1MHz, VBW = 1MHz, Sweep: Auto.
3. Average measurements: RBW = 1MHz, VBW = 10 Hz, Sweep: Auto.
4. “ \* ”, means this data is the worst emission level.
5. Measurement Level = Reading Level + Correct Factor.
6. The average measurement was not performed when the peak measured data under the limit of average detection.



Site : CB4-H	Time : 2017/01/25
Limit : FCC_SpartC_15.209_03M_PK	Margin : 6
Probe : CB4-H_FCC_A115_EFS_1-18GHz_1116 - VERTICAL	Power : AC 120V / 60Hz
EUT : Mimosa C5c	Note : 802.11ac(80M)_5775MHz Mode 2: Tx-Dipole ANT

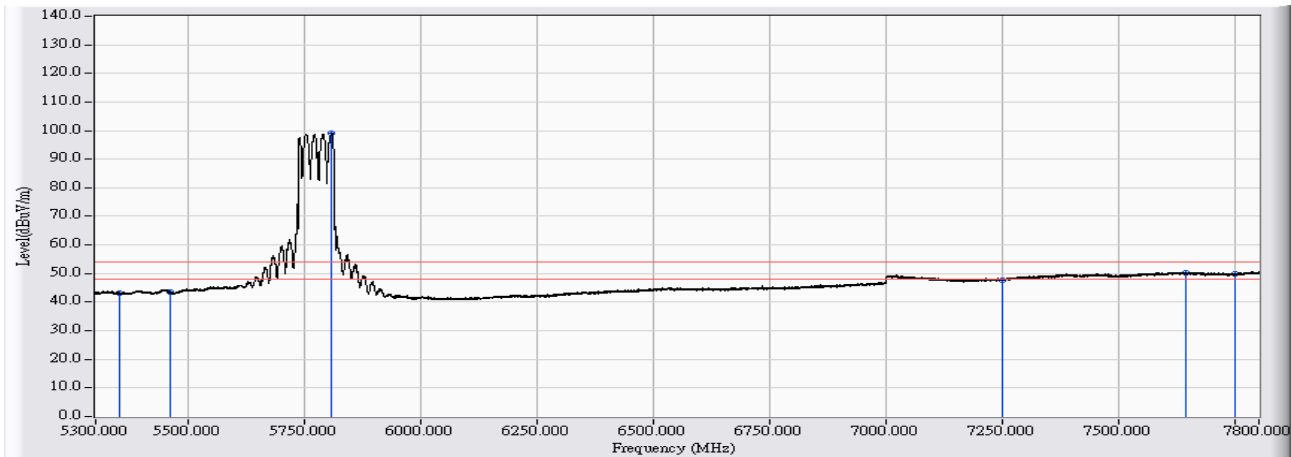


	Frequency (MHz)	Correct Factor (dB)	Reading Level (dBuV)	Measure Level (dBuV/m)	Margin (dB)	Limit (dBuV/m)	Detector Type
1	5350.000	8.805	45.187	53.992	-20.008	74.000	PEAK
2	5460.000	8.731	45.029	53.760	-20.240	74.000	PEAK
3	* 5810.449	9.697	100.684	110.381	36.381	74.000	PEAK
4	7250.000	16.191	42.776	58.967	-15.033	74.000	PEAK
5	7626.017	17.096	46.515	63.611	-10.389	74.000	PEAK
6	7750.000	17.346	44.940	62.286	-11.714	74.000	PEAK

Note:

1. All readings above 1GHz are performed with peak and/or average measurements as necessary.
2. Peak measurements: RBW = 1MHz, VBW = 1MHz, Sweep: Auto.
3. Average measurements: RBW = 1MHz, VBW = 10 Hz, Sweep: Auto.
4. “ \* ”, means this data is the worst emission level.
5. Measurement Level = Reading Level + Correct Factor.
6. The average measurement was not performed when the peak measured data under the limit of average detection.

<b>Site : CB4-H</b>	<b>Time : 2017/01/25</b>
<b>Limit : FCC_SpartC_15.209_03M_AV</b>	<b>Margin : 6</b>
<b>Probe : CB4-H_FCC_A115_EFS_1-18GHz_1116 - VERTICAL</b>	<b>Power : AC 120V / 60Hz</b>
<b>EUT : Mimosa C5c</b>	<b>Note : 802.11ac(80M)_5775MHz</b> <b>Mode 2: Tx-Dipole ANT</b>



	Frequency (MHz)	Correct Factor (dB)	Reading Level (dBuV)	Measure Level (dBuV/m)	Margin (dB)	Limit (dBuV/m)	Detector Type
1	5350.000	8.805	34.332	43.137	-10.863	54.000	AVERAGE
2	5460.000	8.731	34.671	43.402	-10.598	54.000	AVERAGE
3	* 5807.699	9.688	89.360	99.048	45.048	54.000	AVERAGE
4	7250.000	16.191	31.586	47.777	-6.223	54.000	AVERAGE
5	7644.266	17.133	33.078	50.211	-3.789	54.000	AVERAGE
6	7750.000	17.346	32.419	49.765	-4.235	54.000	AVERAGE

**Note:**

1. All readings above 1GHz are performed with peak and/or average measurements as necessary.
2. Peak measurements: RBW = 1MHz, VBW = 1MHz, Sweep: Auto.
3. Average measurements: RBW = 1MHz, VBW = 10 Hz, Sweep: Auto.
4. “ \* ”, means this data is the worst emission level.
5. Measurement Level = Reading Level + Correct Factor.
6. The average measurement was not performed when the peak measured data under the limit of average detection.

## 8. Frequency Stability

### 8.1. Test Equipment

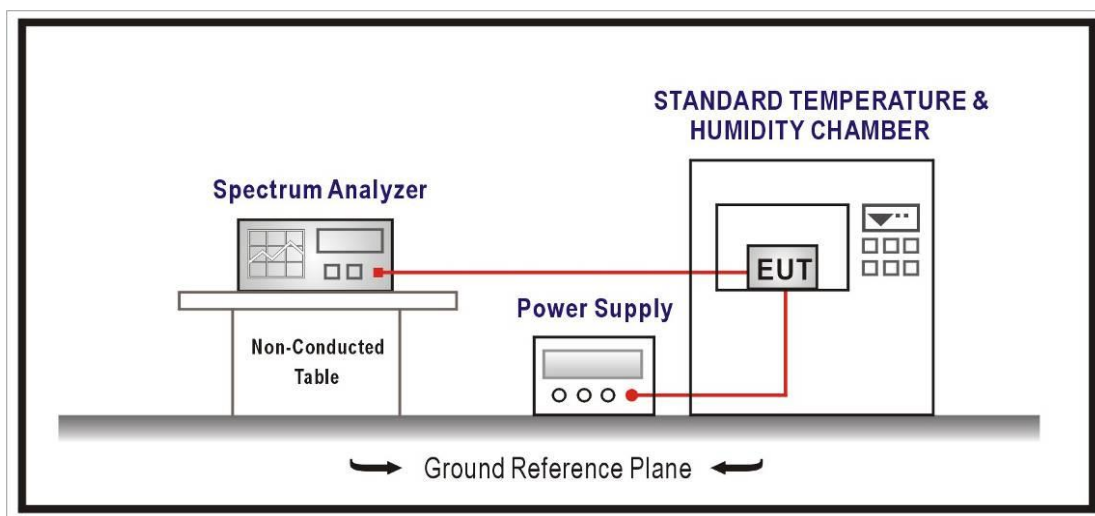
The following test equipments are used during the radiated emission tests:

Frequency Stability / SR10-H

Instrument	Manufacturer	Model No.	Serial No	Next Cal. Date
Temperature & Humidity Chamber	WIT	TH-1S-B	1082101	2018/01/18
Signal & Spectrum Analyzer	R&S	FSV40	101049	2018/01/05

Note: All equipments that need to calibrate are with calibration period of 1 year.

### 8.2. Test Setup



### 8.3. Limits

Manufactures of all devices are responsible for ensuring frequency stability such that an emission is maintained within the band of operation under all conditions of normal operation as specified

### 8.4. Test Procedure

The EUT was setup to ANSI C63.10:2013; tested to U-NII test procedure of 789033 D02 V01R03 for compliance to FCC 47CFR Subpart E requirements.

### 8.5. Uncertainty

The measurement uncertainty is defined as  $\pm 150$  Hz

## 8.6. Test Result

Product	Mimosa C5c		
Test Item	Frequency Stability		
Test Mode	Mode 1: Tx-Dish ANT - 802.11ac(20M) - 5180MHz Ant0		
Date of Test	2017/02/15	Test Site	SR10-H

Temperature Interval (°C)	AC Voltage (V)	Frequency (MHz)	Deviation (ppm)	Result
-20	120	5180.0164	3.1622	pass
-10		5180.0079	1.5300	pass
0		5179.9768	-4.4709	pass
10		5179.9734	-5.1392	pass
20		5179.9641	-6.9298	pass
30		5179.9684	-6.0990	pass
40		5179.9982	-0.3491	pass
50		5179.9779	-4.2690	pass

Temperature Interval (°C)	AC Voltage (V)	Frequency (MHz)	Deviation (ppm)	Result
25	102	5179.9985	-0.2826	pass
	120	5179.9826	-3.3516	pass
	138	5179.9984	-0.3107	pass

Product	Mimosa C5c		
Test Item	Frequency Stability		
Test Mode	Mode 1: Tx-Dish ANT - 802.11ac(20M) - 5240MHz Ant0		
Date of Test	2017/02/15	Test Site	SR10-H

Temperature Interval (°C)	AC Voltage (V)	Frequency (MHz)	Deviation (ppm)	Result
-20	120	5240.0111	2.1195	pass
-10		5240.0014	0.2727	pass
0		5239.9926	-1.4101	pass
10		5239.9963	-0.7102	pass
20		5239.9777	-4.2502	pass
30		5239.9691	-5.8936	pass
40		5239.9982	-0.3496	pass
50		5239.9975	-0.4724	pass

Temperature Interval (°C)	AC Voltage (V)	Frequency (MHz)	Deviation (ppm)	Result
25	102	5239.9996	-0.0786	pass
	120	5239.9992	-0.1541	pass
	138	5240.0046	0.8803	pass

Product	Mimosa C5c		
Test Item	Frequency Stability		
Test Mode	Mode 1: Tx-Dish ANT - 802.11ac(20M) - 5180MHz Ant1		
Date of Test	2017/02/15	Test Site	SR10-H

Temperature Interval (°C)	AC Voltage (V)	Frequency (MHz)	Deviation (ppm)	Result
-20	120	5180.0079	1.5319	pass
-10		5180.0191	3.6804	pass
0		5179.9817	-3.5422	pass
10		5179.9743	-4.9656	pass
20		5179.9511	-9.4325	pass
30		5179.9879	-2.3430	pass
40		5179.9872	-2.4753	pass
50		5179.9733	-5.1625	pass

Temperature Interval (°C)	AC Voltage (V)	Frequency (MHz)	Deviation (ppm)	Result
25	102	5180.0031	0.6077	pass
	120	5179.9984	-0.3174	pass
	138	5179.9951	-0.9444	pass

Product	Mimosa C5c		
Test Item	Frequency Stability		
Test Mode	Mode 1: Tx-Dish ANT - 802.11ac(20M) - 5240MHz Ant1		
Date of Test	2017/02/15	Test Site	SR10-H

Temperature Interval (°C)	AC Voltage (V)	Frequency (MHz)	Deviation (ppm)	Result
-20	120	5240.0059	1.1323	pass
-10		5240.0012	0.2259	pass
0		5239.9708	-5.5654	pass
10		5239.9730	-5.1521	pass
20		5239.9544	-8.7054	pass
30		5239.9793	-3.9511	pass
40		5239.9688	-5.9471	pass
50		5239.9503	-9.4767	pass

Temperature Interval (°C)	AC Voltage (V)	Frequency (MHz)	Deviation (ppm)	Result
25	102	5239.9965	-0.6659	pass
	120	5240.0026	0.5038	pass
	138	5239.9959	-0.7759	pass

Product	Mimosa C5c		
Test Item	Frequency Stability		
Test Mode	Mode 1: Tx-Dish ANT - 802.11ac(40M) - 5190MHz Ant0		
Date of Test	2017/02/15	Test Site	SR10-H

Temperature Interval (°C)	AC Voltage (V)	Frequency (MHz)	Deviation (ppm)	Result
-20	120	5190.0102	1.9559	pass
-10		5190.0183	3.5302	pass
0		5189.9842	-3.0516	pass
10		5189.9723	-5.3399	pass
20		5189.9929	-1.3708	pass
30		5189.9540	-8.8622	pass
40		5189.9851	-2.8702	pass
50		5189.9522	-9.2135	pass

Temperature Interval (°C)	AC Voltage (V)	Frequency (MHz)	Deviation (ppm)	Result
25	102	5190.0030	0.5696	pass
	120	5189.9873	-2.4401	pass
	138	5190.0006	0.1063	pass



Product	Mimosa C5c		
Test Item	Frequency Stability		
Test Mode	Mode 1: Tx-Dish ANT - 802.11ac(40M) - 5230MHz Ant0		
Date of Test	2017/02/15	Test Site	SR10-H

Temperature Interval (°C)	AC Voltage (V)	Frequency (MHz)	Deviation (ppm)	Result
-20	120	5230.0266	5.0846	pass
-10		5230.0103	1.9658	pass
0		5229.9829	-3.2764	pass
10		5229.9628	-7.1141	pass
20		5229.9676	-6.1938	pass
30		5229.9568	-8.2521	pass
40		5229.9563	-8.3592	pass
50		5229.9528	-9.0229	pass

Temperature Interval (°C)	AC Voltage (V)	Frequency (MHz)	Deviation (ppm)	Result
25	102	5229.9983	-0.3252	pass
	120	5229.9870	-2.4912	pass
	138	5230.0087	1.6720	pass

Product	Mimosa C5c		
Test Item	Frequency Stability		
Test Mode	Mode 1: Tx-Dish ANT - 802.11ac(40M) - 5190MHz Ant1		
Date of Test	2017/02/15	Test Site	SR10-H

Temperature Interval (°C)	AC Voltage (V)	Frequency (MHz)	Deviation (ppm)	Result
-20	120	5190.0074	1.4173	pass
-10		5190.0047	0.9084	pass
0		5189.9810	-3.6580	pass
10		5189.9811	-3.6467	pass
20		5189.9580	-8.0943	pass
30		5189.9943	-1.0990	pass
40		5189.9922	-1.5013	pass
50		5189.9672	-6.3184	pass

Temperature Interval (°C)	AC Voltage (V)	Frequency (MHz)	Deviation (ppm)	Result
25	102	5189.9978	-0.4153	pass
	120	5189.9929	-1.3691	pass
	138	5190.0015	0.2797	pass

Product	Mimosa C5c		
Test Item	Frequency Stability		
Test Mode	Mode 1: Tx-Dish ANT - 802.11ac(40M) - 5230MHz Ant1		
Date of Test	2017/02/15	Test Site	SR10-H

Temperature Interval (°C)	AC Voltage (V)	Frequency (MHz)	Deviation (ppm)	Result
-20	120	5230.0239	4.5768	pass
-10		5230.0044	0.8326	pass
0		5229.9800	-3.8256	pass
10		5229.9891	-2.0807	pass
20		5229.9606	-7.5244	pass
30		5229.9516	-9.2532	pass
40		5229.9942	-1.1052	pass
50		5229.9953	-0.8905	pass

Temperature Interval (°C)	AC Voltage (V)	Frequency (MHz)	Deviation (ppm)	Result
25	102	5230.0046	0.8790	pass
	120	5229.9927	-1.3908	pass
	138	5229.9929	-1.3564	pass

Product	Mimosa C5c		
Test Item	Frequency Stability		
Test Mode	Mode 1: Tx-Dish ANT - 802.11ac(80M) - 5210MHz Ant0		
Date of Test	2017/02/15	Test Site	SR10-H

Temperature Interval (°C)	AC Voltage (V)	Frequency (MHz)	Deviation (ppm)	Result
-20	120	5210.0053	1.0213	pass
-10		5210.0194	3.7223	pass
0		5209.9724	-5.2984	pass
10		5209.9646	-6.7895	pass
20		5209.9528	-9.0590	pass
30		5209.9770	-4.4179	pass
40		5209.9934	-1.2588	pass
50		5209.9309	-13.2717	pass

Temperature Interval (°C)	AC Voltage (V)	Frequency (MHz)	Deviation (ppm)	Result
25	102	5209.9958	-0.8040	pass
	120	5209.9843	-3.0081	pass
	138	5209.9993	-0.1375	pass

Product	Mimosa C5c		
Test Item	Frequency Stability		
Test Mode	Mode 1: Tx-Dish ANT - 802.11ac(80M) - 5210MHz Ant1		
Date of Test	2017/02/15	Test Site	SR10-H

Temperature Interval (°C)	AC Voltage (V)	Frequency (MHz)	Deviation (ppm)	Result
-20	120	5210.0178	3.4234	pass
-10		5210.0007	0.1320	pass
0		5209.9723	-5.3207	pass
10		5209.9838	-3.1102	pass
20		5209.9800	-3.8367	pass
30		5209.9569	-8.2730	pass
40		5209.9709	-5.5889	pass
50		5209.9617	-7.3435	pass

Temperature Interval (°C)	AC Voltage (V)	Frequency (MHz)	Deviation (ppm)	Result
25	102	5209.9971	-0.5585	pass
	120	5209.9953	-0.9075	pass
	138	5210.0012	0.2290	pass

Product	Mimosa C5c		
Test Item	Frequency Stability		
Test Mode	Mode 1: Tx-Dish ANT - 802.11ac(20M) - 5745MHz Ant0		
Date of Test	2017/02/15	Test Site	SR10-H

Temperature Interval (°C)	AC Voltage (V)	Frequency (MHz)	Deviation (ppm)	Result
-20	120	5745.0243	4.2223	pass
-10		5745.0072	1.2551	pass
0		5744.9963	-0.6437	pass
10		5744.9797	-3.5378	pass
20		5744.9728	-4.7393	pass
30		5744.9693	-5.3403	pass
40		5744.9799	-3.4949	pass
50		5744.9634	-6.3658	pass

Temperature Interval (°C)	AC Voltage (V)	Frequency (MHz)	Deviation (ppm)	Result
25	102	5745.0027	0.4713	pass
	120	5744.9870	-2.2610	pass
	138	5745.0010	0.1694	pass

Product	Mimosa C5c		
Test Item	Frequency Stability		
Test Mode	Mode 1: Tx-Dish ANT - 802.11ac(20M) - 5825MHz Ant0		
Date of Test	2017/02/15	Test Site	SR10-H

Temperature Interval (°C)	AC Voltage (V)	Frequency (MHz)	Deviation (ppm)	Result
-20	120	5825.0226	3.8772	pass
-10		5825.0075	1.2896	pass
0		5824.9895	-1.8073	pass
10		5824.9879	-2.0849	pass
20		5824.9787	-3.6602	pass
30		5824.9738	-4.5045	pass
40		5824.9530	-8.0673	pass
50		5824.9937	-1.0806	pass

Temperature Interval (°C)	AC Voltage (V)	Frequency (MHz)	Deviation (ppm)	Result
25	102	5825.0027	0.4643	pass
	120	5824.9941	-1.0111	pass
	138	5824.9941	-1.0154	pass

Product	Mimosa C5c		
Test Item	Frequency Stability		
Test Mode	Mode 1: Tx-Dish ANT - 802.11ac(20M) - 5745MHz Ant1		
Date of Test	2017/02/15	Test Site	SR10-H

Temperature Interval (°C)	AC Voltage (V)	Frequency (MHz)	Deviation (ppm)	Result
-20	120	5745.0196	3.4201	pass
-10		5745.0194	3.3732	pass
0		5744.9813	-3.2489	pass
10		5744.9625	-6.5300	pass
20		5744.9972	-0.4822	pass
30		5744.9580	-7.3132	pass
40		5744.9792	-3.6217	pass
50		5744.9949	-0.8794	pass

Temperature Interval (°C)	AC Voltage (V)	Frequency (MHz)	Deviation (ppm)	Result
25	102	5744.9905	-1.6540	pass
	120	5745.0055	0.9582	pass
	138	5744.9980	-0.3540	pass



Product	Mimosa C5c		
Test Item	Frequency Stability		
Test Mode	Mode 1: Tx-Dish ANT - 802.11ac(20M) - 5825MHz Ant1		
Date of Test	2017/02/15	Test Site	SR10-H

Temperature Interval (°C)	AC Voltage (V)	Frequency (MHz)	Deviation (ppm)	Result
-20	120	5825.0122	2.1009	pass
-10		5825.0149	2.5599	pass
0		5824.9909	-1.5582	pass
10		5824.9647	-6.0576	pass
20		5824.9893	-1.8435	pass
30		5824.9513	-8.3629	pass
40		5824.9939	-1.0445	pass
50		5824.9693	-5.2670	pass

Temperature Interval (°C)	AC Voltage (V)	Frequency (MHz)	Deviation (ppm)	Result
25	102	5824.9925	-1.2878	pass
	120	5824.9925	-1.2810	pass
	138	5824.9928	-1.2401	pass

Product	Mimosa C5c		
Test Item	Frequency Stability		
Test Mode	Mode 1: Tx-Dish ANT - 802.11ac(40M) - 5755MHz Ant0		
Date of Test	2017/02/15	Test Site	SR10-H

Temperature Interval (°C)	AC Voltage (V)	Frequency (MHz)	Deviation (ppm)	Result
-20	120	5755.0175	3.0454	pass
-10		5755.0001	0.0113	pass
0		5754.9949	-0.8927	pass
10		5754.9995	-0.0822	pass
20		5754.9835	-2.8618	pass
30		5754.9683	-5.5093	pass
40		5754.9685	-5.4784	pass
50		5754.9735	-4.6131	pass

Temperature Interval (°C)	AC Voltage (V)	Frequency (MHz)	Deviation (ppm)	Result
25	102	5755.0021	0.3703	pass
	120	5754.9885	-2.0036	pass
	138	5755.0028	0.4857	pass

Product	Mimosa C5c		
Test Item	Frequency Stability		
Test Mode	Mode 1: Tx-Dish ANT - 802.11ac(40M) - 5795MHz Ant0		
Date of Test	2017/02/15	Test Site	SR10-H

Temperature Interval (°C)	AC Voltage (V)	Frequency (MHz)	Deviation (ppm)	Result
-20	120	5795.0099	1.7117	pass
-10		5795.0127	2.1882	pass
0		5794.9741	-4.4623	pass
10		5794.9939	-1.0467	pass
20		5794.9771	-3.9530	pass
30		5794.9765	-4.0529	pass
40		5794.9837	-2.8144	pass
50		5794.9408	-10.2158	pass

Temperature Interval (°C)	AC Voltage (V)	Frequency (MHz)	Deviation (ppm)	Result
25	102	5795.0010	0.1673	pass
	120	5794.9924	-1.3164	pass
	138	5794.9983	-0.2906	pass

Product	Mimosa C5c		
Test Item	Frequency Stability		
Test Mode	Mode 1: Tx-Dish ANT - 802.11ac(40M) - 5755MHz Ant1		
Date of Test	2017/02/15	Test Site	SR10-H

Temperature Interval (°C)	AC Voltage (V)	Frequency (MHz)	Deviation (ppm)	Result
-20	120	5755.0208	3.6228	pass
-10		5755.0068	1.1764	pass
0		5754.9889	-1.9306	pass
10		5754.9602	-6.9203	pass
20		5754.9933	-1.1605	pass
30		5754.9835	-2.8621	pass
40		5754.9930	-1.2152	pass
50		5754.9761	-4.1493	pass

Temperature Interval (°C)	AC Voltage (V)	Frequency (MHz)	Deviation (ppm)	Result
25	102	5755.0016	0.2795	pass
	120	5754.9869	-2.2845	pass
	138	5754.9968	-0.5634	pass

Product	Mimosa C5c		
Test Item	Frequency Stability		
Test Mode	Mode 1: Tx-Dish ANT - 802.11ac(40M) - 5795MHz Ant1		
Date of Test	2017/02/15	Test Site	SR10-H

Temperature Interval (°C)	AC Voltage (V)	Frequency (MHz)	Deviation (ppm)	Result
-20	120	5795.0030	0.5147	pass
-10		5795.0129	2.2273	pass
0		5794.9853	-2.5304	pass
10		5794.9911	-1.5365	pass
20		5794.9856	-2.4812	pass
30		5794.9672	-5.6605	pass
40		5794.9618	-6.5963	pass
50		5794.9729	-4.6768	pass

Temperature Interval (°C)	AC Voltage (V)	Frequency (MHz)	Deviation (ppm)	Result
25	102	5795.0058	1.0051	pass
	120	5794.9965	-0.6035	pass
	138	5795.0022	0.3721	pass

Product	Mimosa C5c		
Test Item	Frequency Stability		
Test Mode	Mode 1: Tx-Dish ANT - 802.11ac(80M) - 5775MHz Ant0		
Date of Test	2017/02/15	Test Site	SR10-H

Temperature Interval (°C)	AC Voltage (V)	Frequency (MHz)	Deviation (ppm)	Result
-20	120	5775.0108	1.8738	pass
-10		5775.0069	1.1862	pass
0		5774.9839	-2.7863	pass
10		5774.9912	-1.5254	pass
20		5774.9535	-8.0546	pass
30		5774.9696	-5.2672	pass
40		5774.9889	-1.9175	pass
50		5774.9728	-4.7034	pass

Temperature Interval (°C)	AC Voltage (V)	Frequency (MHz)	Deviation (ppm)	Result
25	102	5775.0046	0.7913	pass
	120	5774.9988	-0.2042	pass
	138	5774.9995	-0.0918	pass

Product	Mimosa C5c		
Test Item	Frequency Stability		
Test Mode	Mode 1: Tx-Dish ANT - 802.11ac(80M) - 5775MHz Ant1		
Date of Test	2017/02/15	Test Site	SR10-H

Temperature Interval (°C)	AC Voltage (V)	Frequency (MHz)	Deviation (ppm)	Result
-20	120	5775.0003	0.0595	pass
-10		5775.0003	0.0581	pass
0		5774.9793	-3.5893	pass
10		5774.9883	-2.0345	pass
20		5774.9961	-0.6766	pass
30		5774.9640	-6.2376	pass
40		5774.9424	-9.9729	pass
50		5774.9415	-10.1265	pass

Temperature Interval (°C)	AC Voltage (V)	Frequency (MHz)	Deviation (ppm)	Result
25	102	5775.0010	0.1651	pass
	120	5774.9966	-0.5892	pass
	138	5775.0029	0.5007	pass