

## Attachment 1

### ➤ Test Setup Photograph

#### <Radiated Emission>

Test Mode : Mode 1: Transmit-Dish

Description : Front View of Radiated Emission Test Setup (Bi-Log)




Test Mode : Mode 1: Transmit-Dish

Description : Back View of Radiated Emission Test Setup (Bi-Log)




Test Mode : Mode 2: Transmit- Dipole

Description : Front View of Radiated Emission Test Setup (Bi-Log)



Test Mode : Mode 2: Transmit-Dipole

Description : Back View of Radiated Emission Test Setup (Bi-Log)




Test Mode : Mode 1: Transmit-Dish

Description : Front View of Radiated Emission Test Setup (Horn)




Test Mode : Mode 1: Transmit-Dish

Description : Back View of Radiated Emission Test Setup (Horn)



Test Mode : Mode 2: Transmit-Dipole  
Description : Front View of Radiated Emission Test Setup (Horn)



Test Mode : Mode 2: Transmit-Dipole  
Description : Back View of Radiated Emission Test Setup (Horn)

