



Test Setup Photos




AC Line Conducted Emissions – Front View




AC Line Conducted Emissions – Rear View




Radiated Emissions (<1GHz) – Front View



Radiated Emissions (<1GHz) – Rear View



Radiated Emissions (>1GHz) – Front View



Radiated Emissions (>1GHz) – Rear View

Note: The spurious emission in different EUT orientation was investigated, including the EUT standing up position and the laying down position. The EUT orientation shown in above setup photo is the worst case position.