

# RF TEST REPORT



Report No.: FCC\_DFS\_SL15013001-MIM-002\_UNII  
Supersede Report No.: NONE

Applicant	:	Mimosa Networks, Inc.
Product Name	:	Point to Point Device
Model No.	:	C5 & B5-Lite
Test Standard	:	47CFR15.407 (h)
Test Method	:	905462 D02 UNII DFS Compliance Procedures New Rules v01
FCC ID	:	2ABZJ-100-00010
IC ID	:	11823A-10000010
Dates of test	:	01/09/2015 to 03/16/2015
Issue Date	:	03/24/2015
Test Result	:	<input checked="" type="checkbox"/> Pass <input type="checkbox"/> Fail
Equipment complied with the specification <input checked="" type="checkbox"/>		
Equipment did not comply with the specification <input type="checkbox"/>		

This Test Report is Issued Under the Authority of:	
<b>Nima Molaei</b>	<b>David Zhang</b>
Test Engineer	Engineer Reviewer
This test report may be reproduced in full only Test result presented in this test report is applicable to the tested sample only	

Issued By:  
SIEMIC Laboratories  
775 Montague Expressway, Milpitas, 95035 CA



775 Montague Expressway, Milpitas, CA 95035, USA • Phone: (+1) 408 526 1188 • Facsimile (+1) 408 526 1088

Visit us at: [www.siemic.com](http://www.siemic.com); Follow us at:

## Laboratory Introduction

SIEMIC, headquartered in the heart of Silicon Valley, with superior facilities in US and Asia, is one of the leading independent testing and certification facilities providing customers with one-stop shop services for Compliance Testing and Global Certifications.



In addition to testing and certification, SIEMIC provides initial design reviews and compliance management throughout a project. Our extensive experience with China, Asia Pacific, North America, European, and International compliance requirements, assures the fastest, most cost effective way to attain regulatory compliance for the global markets.

### Accreditations for Conformity Assessment

Country/Region	Accreditation Body	Scope
USA	FCC, A2LA	EMC, RF/Wireless, Telecom
Canada	IC, A2LA, NIST	EMC, RF/Wireless, Telecom
Taiwan	BSMI, NCC, NIST	EMC, RF, Telecom, Safety
Hong Kong	OFTA, NIST	RF/Wireless, Telecom
Australia	NATA, NIST	EMC, RF, Telecom, Safety
Korea	KCC/RRA, NIST	EMI, EMS, RF, Telecom, Safety
Japan	VCCI, JATE, TELEC, RFT	EMI, RF/Wireless, Telecom
Mexico	NOM, COFETEL, Caniety	Safety, EMC, RF/Wireless, Telecom
Europe	A2LA, NIST	EMC, RF, Telecom, Safety
Israel	MOC, NIST	EMC, RF, Telecom, Safety

### Accreditations for Product Certifications

Country	Accreditation Body	Scope
USA	FCC TCB, NIST	EMC, RF, Telecom
Canada	IC FCB, NIST	EMC, RF, Telecom
Singapore	iDA, NIST	EMC, RF, Telecom
EU	NB	EMC & R&TTE Directive
Japan	MIC (RCB 208)	RF, Telecom
Hong Kong	OFTA (US002)	RF, Telecom

**CONTENTS**

**1 REPORT REVISION HISTORY .....4**

**2 EXECUTIVE SUMMARY .....5**

**3 CUSTOMER INFORMATION .....5**

**4 TEST SITE INFORMATION .....5**

**5 MODIFICATION .....5**

**6 EUT INFORMATION .....6**

6.1 EUT Description .....6

6.2 Radio Description .....6

6.3 EUT Photos - External .....8

6.4 EUT Photos - Internal .....9

**7 SUPPORTING EQUIPMENT/SOFTWARE AND CABLING DESCRIPTION .....10**

7.1 Supporting Equipment .....10

7.2 Cabling Description .....10

7.3 Test Software Description .....10

**8 TEST SUMMARY .....11**

**9 MEASUREMENT UNCERTAINTY .....12**

**10 MEASUREMENTS, EXAMINATION AND DERIVED RESULTS .....13**

10.1 Dynamic Frequency Selection (DFS) .....13

**ANNEX A. TEST INSTRUMENT .....72**

**ANNEX B. RADAR TYPE 5 WAVEFORM CHARACTERISTIC .....73**

**ANNEX C. SIEMIC ACCREDITATION .....86**

## 1 Report Revision History

Report No.	Report Version	Description	Issue Date
FCC_DFS_SL15013001-MIM-002_UNII	None	Original	03/24/2015

## 2 Executive Summary

The purpose of this test program was to demonstrate compliance of following product

Company: Mimosa Networks, Inc.  
Product: Point to Point Device  
Model: C5 & B5-Lite

against the current Stipulated Standards. The specified model product stated above has demonstrated compliance with the Stipulated Standard listed on 1<sup>st</sup> page.

## 3 Customer information

Applicant Name	:	Mimosa Networks, Inc.
Applicant Address	:	300 Orchard City Dr. Suite 100, Campbell, CA 95008, USA
Manufacturer Name	:	Mimosa Networks, Inc.
Manufacturer Address	:	300 Orchard City Dr. Suite 100, Campbell, CA 95008, USA

## 4 Test site information

Lab performing tests	SIEMIC Laboratories
Lab Address	775 Montague Expressway, Milpitas, CA 95035
FCC Test Site No.	881796
IC Test Site No.	4842D-2
VCCI Test Site No.	A0133

## 5 Modification

Index	Item	Description	Note
-	-	-	-

## 6 EUT Information

### 6.1 EUT Description

Product Name	:	Point to Point Device
Model No.	:	C5 & B5-Lite
Trade Name	:	Mimosa
Serial No.	:	N/A
Input Power	:	48VDC
Power Adapter Manu/Model	:	PHIHONG /POE16R-560
Power Adapter SN	:	N/A
Product Hardware version	:	Rev. C
Product Software version	:	1.1.1
Radio Hardware version	:	Rev. C
Radio Software version	:	1.1.1
Test Software version	:	1.1.1
Date of EUT received	:	01/05/2015
Equipment Class/ Category	:	UNII
Clock Frequencies	:	N/A
Port/Connectors	:	PoE, Ethernet
Remark	:	The C5 is a client only device and the B5-Lite is a master device for a point to point short distance back haul that is powered with a 48v PoE injector. The C5 & B5-Lite are physically identical. The results which was presented in this report is related to B5-Lite model.


### 6.2 Radio Description

Radio Type	Description				
Operating Frequency (MHz)	4950 - 4980	5170-5240	5260-5340	5480-5715	5715-5840
Number of Channels	3 (20MHz)	16 (20MHz)	17 (20MHz)	48 (20MHz)	22 (20MHz)
		13 (40MHz)	13 (40MHz)	44 (40MHz)	18 (40MHz)
		5 (80MHz)	5 (80MHz)	36 (80MHz)	10 (80MHz)
Modulation	OFDM (BPSK, QPSK, 16QAM, 64QAM)				
Channel Spacing	5MHz				
Antenna Type	Integrated Folded Dipole				
Antenna Gain (Peak)	20 dBi (5 GHz)				
Antenna Connector Type	N/A				

**EUT Power Level Settings**

Channel	Frequency	Bandwidth	Power Setting
34	5170	20	0
40	5200	20	23
48	5240	20	23
35	5175	40	0
40	5200	40	23
46	5230	40	23
39	5195	80	0
40	5200	80	23
42	5210	80	23
52	5260	20	7
59	5295	20	7
64	5320	20	0
54	5270	40	8
58	5290	40	8
62	5310	40	0
58	5290	80	0
100	5500	20	0
118	5590	20	9
140	5700	20	11
102	5510	40	0
111	5555	40	10
138	5690	40	11
106	5530	80	0
109	5545	80	11
112	5560	80	11
149	5745	20	15
157	5785	20	23
165	5825	20	15
151	5755	40	15
157	5785	40	23
163	5815	40	16
155	5775	80	15
157	5785	80	23
159	5795	80	15


**6.3 EUT Photos - External**



**EUT – Front View**




**EUT – Rear View**




**EUT – Left View**



**EUT – Right View**




**EUT – Top View**




**EUT – Bottom View**



### 6.4 EUT Photos - Internal



EUT Main PCBA Top View



EUT Main PCBA Bottom View

## 7 Supporting Equipment/Software and cabling Description

### 7.1 Supporting Equipment

Item	Supporting Equipment Description	Model	Serial Number	Manufacturer	Note
1	Laptop	T530	-	Lenovo	-
2	PoE Adapter	POE16R-560	-	PHIHONG	-

### 7.2 Cabling Description

Name	Connection Start		Connection Stop		Length / shielding Info		Note
	From	I/O Port	To	I/O Port	Length (m)	Shielding	
RJ45	EUT	RJ45	POE	RJ45	2	Unshielded	-
RJ45	POE	RJ45	Laptop	RJ45	3	Unshielded	-

### 7.3 Test Software Description

Test Item	Software	Description
RF Testing	Putty	Set the EUT to transmit continuously in diferent test modes and channels

## 8 Test Summary

Test Item	Test standard	Test Method/Procedure	Pass / Fail
UNII Detection Bandwidth	47CFR15.407 (h)	905462 D02 UNII DFS Compliance Procedures New Rules v01	<input checked="" type="checkbox"/> Pass <input type="checkbox"/> N/A
Initial Channel Availability Check Time	47CFR15.407 (h)	905462 D02 UNII DFS Compliance Procedures New Rules v01	<input checked="" type="checkbox"/> Pass <input type="checkbox"/> N/A
Radar Burst at the Beginning of the Channel Availability Check Time	47CFR15.407 (h)	905462 D02 UNII DFS Compliance Procedures New Rules v01	<input checked="" type="checkbox"/> Pass <input type="checkbox"/> N/A
Radar Burst at the End of the Channel Availability Check Time	47CFR15.407 (h)	905462 D02 UNII DFS Compliance Procedures New Rules v01	<input checked="" type="checkbox"/> Pass <input type="checkbox"/> N/A
In-Service Monitoring - Channel Move Time	47CFR15.407 (h)	905462 D02 UNII DFS Compliance Procedures New Rules v01	<input checked="" type="checkbox"/> Pass <input type="checkbox"/> N/A
In-Service Monitoring - Channel Closing Transmission Time	47CFR15.407 (h)	905462 D02 UNII DFS Compliance Procedures New Rules v01	<input checked="" type="checkbox"/> Pass <input type="checkbox"/> N/A
In-Service Monitoring - Non-Occupancy Period	47CFR15.407 (h)	905462 D02 UNII DFS Compliance Procedures New Rules v01	<input checked="" type="checkbox"/> Pass <input type="checkbox"/> N/A
Statistical Performance Check	47CFR15.407 (h)	905462 D02 UNII DFS Compliance Procedures New Rules v01	<input checked="" type="checkbox"/> Pass <input type="checkbox"/> N/A
Remark	N/A		

## 9 Measurement Uncertainty

Test Item	Frequency Range	Description	Uncertainty
Dynamic frequency selection (DFS) Conducted Measurement	5GHz – 6GHz	Confidence level of approximately 95% (in the case where distributions are normal), with a coverage factor of 2	±1.5dB

## 10 Measurements, Examination and Derived Results

### 10.1 Dynamic Frequency Selection (DFS)

#### 10.1.1 General introduction

##### Interference Threshold values, Master or Client incorporating In-Service Monitoring

Maximum Transmit Power	Value (see note)
≥ 200 milliwatt	-64 dBm
EIRP < 200 milliwatt and power spectral density < 10 dBm/MHz	-62 dBm
EIRP < 200 milliwatt that do not meet the power spectra density requirement	-64 dBm

Note 1: This is the level at the input of the receiver assuming a 0 dBi receive antenna.

Note 2: Throughout these test procedures an additional 1 dB has been added to the amplitude of the test transmission waveforms to account for variations in measurement equipment. This will ensure that the test signal is at or above the detection threshold level to trigger a DFS response.

Note3: EIRP is based on the highest antenna gain. For MIMO devices refer to KDB Publication 662911 D01.

##### DFS Response requirement values

Parameter	Value
Non-occupancy period	Minimum 30 minutes
Channel Availability Check Time	60 seconds
Channel Move Time	10 seconds See Note 1.
Channel Closing Transmission Time	200 milliseconds + an aggregate of 60 milliseconds over remaining 10 second period. See Notes 1 and 2.
U-NII Detection Bandwidth	Minimum 100% of the UNII 99% transmission power bandwidth See Note 3.

Note 1: Channel Move Time and the Channel Closing Transmission Time should be performed with Radar Type 0. The measurement timing begins at the end of the Radar Type 0 burst.

Note 2: The Channel Closing Transmission Time is comprised of 200 milliseconds starting at the beginning of the Channel Move Time plus any additional intermittent control signals required facilitating a Channel move (an aggregate of 60 milliseconds) during the remainder of the 10 second period. The aggregate duration of control signals will not count quiet periods in between transmissions.

Note 3: During the U-NII Detection Bandwidth detection test, radar type 0 should be used. For each frequency step the minimum percentage of detection is 90 percent. Measurements are performed with no data traffic.

## Radar Test Waveforms

This section provides the parameters for required test waveforms, minimum percentage of successful detections, and the minimum number of trials that must be used for determining DFS conformance. Step intervals of 0.1 microsecond for Pulse Width, 1 microsecond for PRI, 1 MHz for chirp width and 1 for the number of pulses will be utilized for the random determination of specific test waveforms

### 1. Short Pulse Radar Test Waveforms

Radar Type	Pulse Width (μsec)	PRI (μsec)	Number of Pulses	Minimum Percentage of Successful Detection	Minimum Trials
0	1	1428	18	See Note 1	See Note 1
1	1	Test A: 15 unique PRI values randomly selected from the list of 23 PRI values in Table 5a	Roundup { (1/360) * (19*10 <sup>6</sup> /PRI <sub>μsec</sub> )	60%	30
		Test B: 15 unique PRI values randomly selected within the range of 518-3066 μsec, with a minimum increment of 1 μsec, excluding PRI values selected in Test A	-		
2	1-5	150-230	23-29	60%	30
3	6-10	200-500	16-18	60%	30
4	11-20	200-500	12-16	60%	30
Aggregate (Radar Types 1-4)				80%	120
Note 1: Short Pulse Radar Type 0 should be used for the detection bandwidth test, channel move time, and channel closing time tests.					

### 2. Long Pulse Radar Test Waveform

Radar Type	Pulse Width (μsec)	Chirp Width (MHz)	PRI (μsec)	Number of Pulses per Burst	Number of Bursts	Minimum Percentage of Successful Detection	Minimum Trials
5	50-100	5-20	1000-2000	1-3	8-20	80%	30

The parameters for this waveform are randomly chosen. Thirty unique waveforms are required for the Long Pulse radar test signal. If more than 30 waveforms are used for the Long Pulse radar test signal, then each additional waveform must also be unique and not repeated from the previous waveforms.

Each waveform is defined as follows:

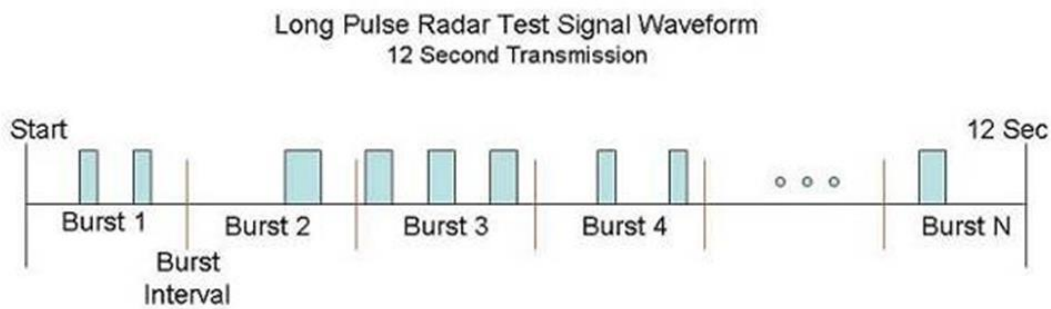
- 1) The transmission period for the Long Pulse Radar test signal is 12 seconds.
- 2) There are a total of 8 to 20 Bursts in the 12 second period, with the number of Bursts being randomly chosen. This number is Burst\_Count.
- 3) Each Burst consists of 1 to 3 pulses, with the number of pulses being randomly chosen. Each Burst within the 12 second sequence may have a different number of pulses.
- 4) The pulse width is between 50 and 100 microseconds, with the pulse width being randomly chosen. Each pulse within a Burst will have the same pulse width. Pulses in different Bursts may have different pulse widths.
- 5) Each pulse has a linear FM chirp between 5 and 20 MHz, with the chirp width being randomly chosen. Each pulse within a Burst will have the same chirp width. Pulses in different Bursts may have different chirp widths. The chirp is centered on the pulse. For example, with a radar frequency of 5300 MHz and a 20 MHz chirped signal, the chirp starts at 5290 MHz and ends at 5310 MHz.

Test report No.	FCC_DFS_SL15013001-MIM-002_UNII
Page	15 of 87

- 6) If more than one pulse is present in a Burst, the time between the pulses will be between 1000 and 2000 microseconds, with the time being randomly chosen. If three pulses are present in a Burst, the time between the first and second pulses is chosen independently of the time between the second and third pulses.
- 7) The 12 second transmission period is divided into even intervals. The number of intervals is equal to Burst\_Count. Each interval is of length  $(12,000,000 / \text{Burst\_Count})$  microseconds. Each interval contains one Burst. The start time for the Burst, relative to the beginning of the interval, is between 1 and  $[(12,000,000 / \text{Burst\_Count}) - (\text{Total Burst Length}) + (\text{One Random PRI Interval})]$  microseconds, with the start time being randomly chosen. The step interval for the start time is 1 microsecond. The start time for each Burst is chosen independently.

**A representative example of a Long Pulse radar test waveform:**

- 1) The total test signal length is 12 seconds.
- 2) 8 Bursts are randomly generated for the Burst Count.
- 3) Burst 1 has 2 randomly generated pulses.
- 4) The pulse width (for both pulses) is randomly selected to be 75 microseconds.
- 5) The PRI is randomly selected to be at 1213 microseconds.
- 6) Bursts 2 through 8 are generated using steps 3 – 5.
- 7) Each Burst is contained in even intervals of 1,500,000 microseconds. The starting location for Pulse 1, Burst 1 is randomly generated (1 to 1,500,000 minus the total Burst 1 length + 1 random PRI interval) at the 325,001 microsecond step. Bursts 2 through 8 randomly fall in successive 1,500,000 microsecond intervals (i.e. Burst 2 falls in the 1,500,001 – 3,000,000 microsecond range).



**3. Frequency Hopping Radar Type**

Radar Type	Pulse Width (µsec)	PRI (µsec)	Pulses per Hop	Hopping Rate (kHz)	Hopping Sequence Length (msec)	Minimum Percentage of Successful Detection	Minimum Trials
6	1	333	9	.333	300	70%	30

For the Frequency Hopping Radar Type, the same Burst parameters are used for each waveform. The hopping sequence is different for each waveform and a 100-length segment is selected 1 from the hopping sequence defined by the following algorithm:

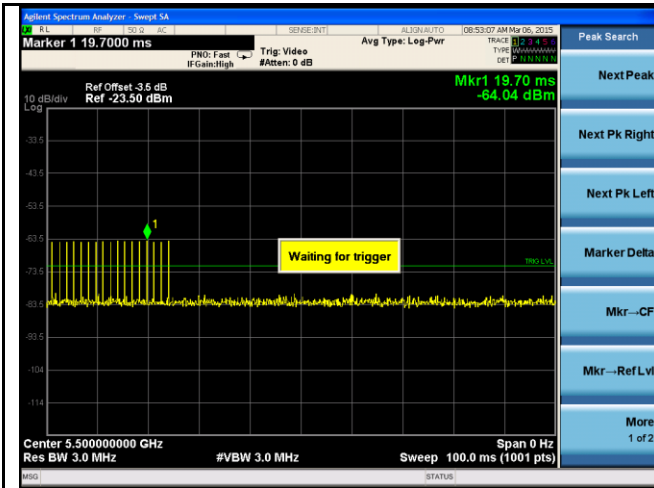
The first frequency in a hopping sequence is selected randomly from the group of 475 integer frequencies from 5250 – 5724 MHz. Next, the frequency that was just chosen is removed from the group and a frequency is randomly selected from the remaining 474 frequencies in the group. This process continues until all 475 frequencies are chosen for the set. For selection of a random frequency, the frequencies remaining within the group are always treated as equally likely.



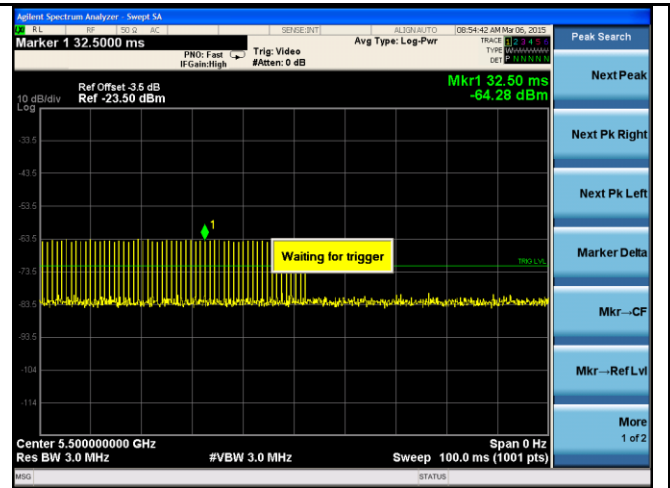
### 10.1.2 Radar Waveform Calibration

The following equipment setup was used to calibrate the conducted Radar Waveform. A spectrum analyzer was used to establish the test signal level for each radar type. During this process there were no transmissions by either the Master or Client Device. The spectrum analyzer was switched to the zero span (Time Domain) mode at the frequency of the Radar Waveform generator. Peak detection was utilized. The spectrum analyzer resolution bandwidth (RBW) and video bandwidth (VBW) were set to 3 MHz.

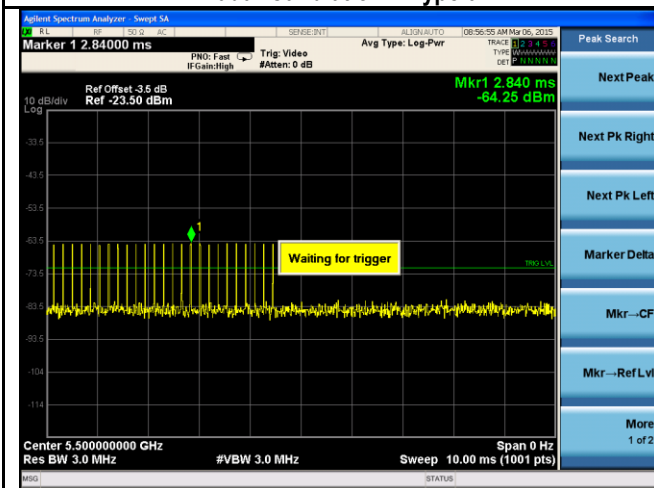
Calibration Test Plots



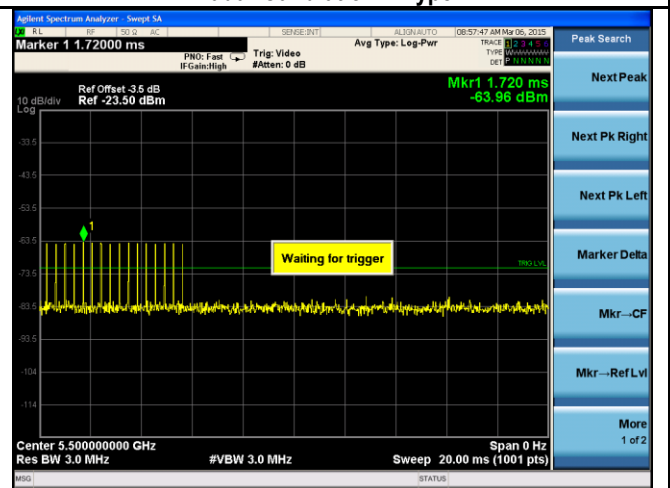
Radar Calibration - Type 0



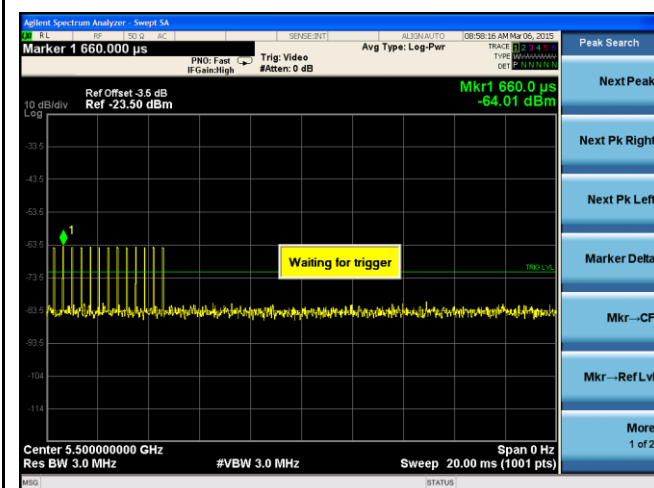
Radar Calibration - Type 1



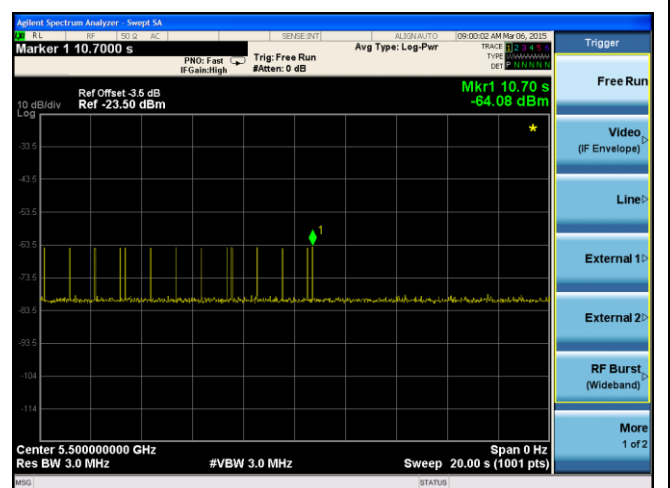
Radar Calibration - Type 2



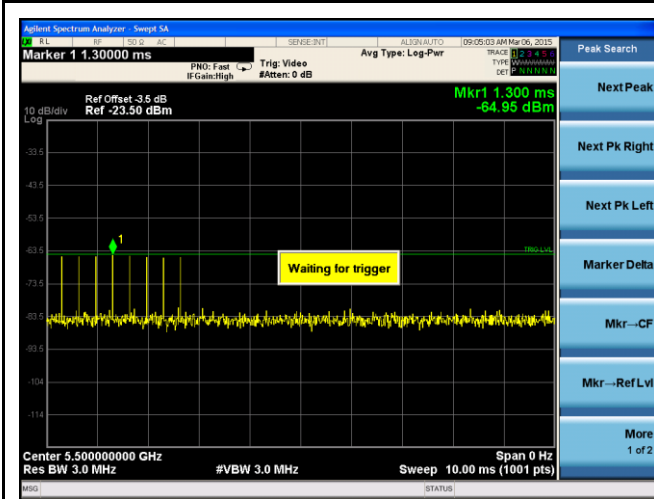
Radar Calibration - Type 3



Radar Calibration - Type 4



Radar Calibration - Type 5



**Radar Calibration - Type 6**

### 10.1.3 Test Procedure

#### **In-Service Monitoring for Channel Move Time, Channel Closing Transmission Time and Non-Occupancy Period**

These tests define how the following DFS parameters are verified during In-Service Monitoring; Channel Closing Transmission Time, Channel Move Time, and Non-Occupancy Period.

The steps below define the procedure to determine the above mentioned parameters when a radar Burst with a level equal to the DFS Detection Threshold + 1dB is generated on the Operating Channel of the U-NII device.

UUT operating as a Client Device will associate with the (Master) at Mid Channel. DFS testing while the System testing was performed with the designated MPEG test file that streams full motion video at 30 frames per second from the Master to the Client IP based system

At time T0 the Radar Waveform generator sends a Burst of pulses for each of the radar types.

Observe the transmissions of the UUT at the end of the radar Burst on the Operating Channel for duration greater than 10 seconds. Measure and record the transmissions from the UUT during the observation time (Channel Move Time). Compare the Channel Move Time and Channel Closing Transmission Time results to the limits defined in the DFS Response requirement values table.

#### **Channel Closing Transmission Time- Measurement**

A type 1 waveform was introduced to the EUT and the Spectrum Analyzer sweep time was set to 1s for monitoring and capturing the plot. A LabView program was created to collect trace data and capturing the plot. The program will calculate the channel closing time base on the spectrum analyzer result. The result will be calculated based on FCC procedure.

$$C= N * Dwell$$

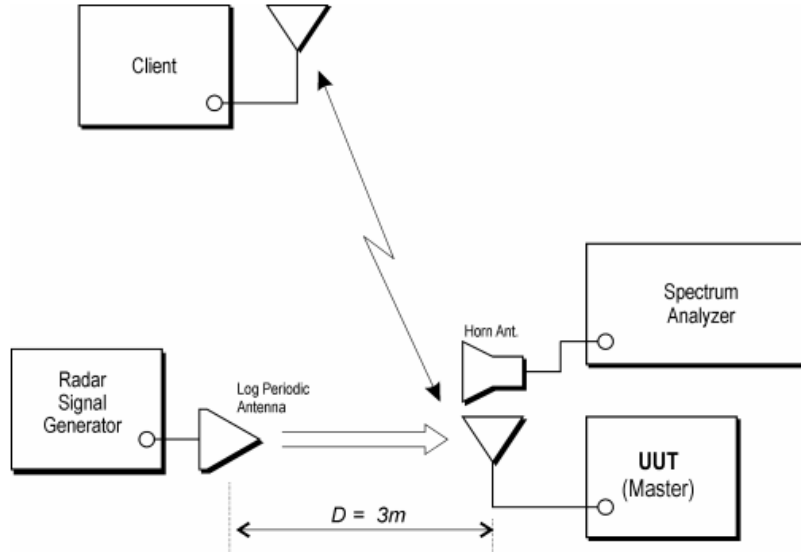
C is the closing time, N is the number of spectrum analyzer sampling bins showing a U-NII transmission and dwell is the dwell time per bin.

$$Dwell= S/B$$

Where Dwell is the dwell time per spectrum analyzer sampling bin, S is the sweep time and B is the number of spectrum analyzer sampling bins.

### 10.1.4 DFS Test Setup

Test Setup Block Diagram



The radio was set at the center channel frequency of tested Channel.

A FCC approved Client device – (FCC ID: Q87-WUSB6300) USB wireless adapter was used to link with the UUT (master) device.

For the frequency bands 5470MHz to 5725MHz the master device provides, on aggregate, uniform loading of the spectrum across all devices by selecting an operating channel among the available channels using a random algorithm.

The rated output power of the Master unit is  $> 23$  dBm (EIRP). Therefore the required interference threshold is  $-64$  dBm. After correction for procedural adjustment, the required radiated threshold at the antenna port is  $-64 + 1 = -63$  dBm.

The calibrated radiated DFS detection threshold level is set to  $-64$  dBm. The tested level is lower than the required level hence it provides margining to the limit.

## 10.1.5 DFS Test Results

### 10.1.5.1 UNII Detection Bandwidth

**UNII Detection Bandwidth: All UNII channels for this device have identical Channel bandwidths and testing was performed on Mid Channel**

The generating equipment is configured as shown in the Conducted Test Setup above. A single *Burst* of the short pulse radar type 0 is produced at Mid Channel at a -63 dBm level. The UUT is set up as a standalone device (no associated Client and no traffic).

A single radar Burst is generated for a minimum of 10 trials, and the response of the UUT is noted. The UUT must detect the Radar Waveform 90% or more of the time.

Starting at the center frequency of the UUT operating Channel, increase the radar frequency in 5 MHz steps, repeating the above test sequence, until the detection rate falls below the U-NII Detection Bandwidth criterion specified. Repeat this measurement in 1MHz steps at frequencies 5 MHz below where the detection rate begins to fall. Record the highest frequency (denote as FH) at which detection is greater than or equal to the U-NII Detection Bandwidth criterion. Recording the detection rate at frequencies above FH is not required to demonstrate compliance.

Starting at the center frequency of the UUT operating Channel, decrease the radar frequency in 5 MHz steps, repeating the above test sequence, until the detection rate falls below the U-NII Detection Bandwidth criterion specified in Table 4. Repeat this measurement in 1MHz steps at frequencies 5 MHz above where the detection rate begins to fall. Record the lowest frequency (denote as FL) at which detection is greater than or equal to the U-NII Detection Bandwidth criterion. Recording the detection rate at frequencies below FL is not required to demonstrate compliance.

The U-NII Detection Bandwidth is calculated as follows:

$$\text{U-NII Detection Bandwidth} = \text{FH} - \text{FL}$$

The U-NII Detection Bandwidth must be at least 100% of the UUT transmitter 99% power, otherwise, the UUT does not comply with DFS requirements.

**Test Result**

EUT Frequency = 5295MHz (20MHz Bandwidth)

Frequency (MHz)	Trial 1	Trial 2	Trial 3	Trial 4	Trial 5	Trial 6	Trial 7	Trial 8	Trial 9	Trial 10	Detection Rate %
5285	Yes	Yes	Yes	Yes	Yes	Yes	Yes	Yes	Yes	Yes	100.00%
5286	Yes	Yes	Yes	Yes	Yes	Yes	Yes	Yes	Yes	Yes	100.00%
5287	Yes	Yes	Yes	Yes	Yes	Yes	Yes	Yes	Yes	Yes	100.00%
5288	Yes	Yes	Yes	Yes	Yes	Yes	Yes	Yes	Yes	Yes	100.00%
5289	Yes	Yes	Yes	Yes	Yes	Yes	Yes	Yes	Yes	Yes	100.00%
5290	Yes	Yes	Yes	Yes	Yes	Yes	Yes	Yes	Yes	Yes	100.00%
<b>5295</b>	Yes	Yes	Yes	Yes	Yes	Yes	Yes	Yes	Yes	Yes	100.00%
5300	Yes	Yes	Yes	Yes	Yes	Yes	Yes	Yes	Yes	Yes	100.00%
5301	Yes	Yes	Yes	Yes	Yes	Yes	Yes	Yes	Yes	Yes	100.00%
5302	Yes	Yes	Yes	Yes	Yes	Yes	Yes	Yes	Yes	Yes	100.00%
5303	Yes	Yes	Yes	Yes	Yes	Yes	Yes	Yes	Yes	Yes	100.00%
5304	Yes	Yes	Yes	Yes	Yes	Yes	Yes	Yes	Yes	Yes	100.00%
5305	Yes	Yes	Yes	Yes	Yes	Yes	Yes	Yes	Yes	Yes	100.00%
Detection Bandwidth: 20 MHz											
Specification: at least 100% of 99% of EUT bandwidth= 18.182 MHz											

EUT Frequency = 5500MHz (20MHz Bandwidth)

Frequency (MHz)	Trial 1	Trial 2	Trial 3	Trial 4	Trial 5	Trial 6	Trial 7	Trial 8	Trial 9	Trial 10	Detection Rate %
5490	Yes	Yes	Yes	Yes	Yes	Yes	Yes	Yes	Yes	Yes	100.00%
5491	Yes	Yes	Yes	Yes	Yes	Yes	Yes	Yes	Yes	Yes	100.00%
5492	Yes	Yes	Yes	Yes	Yes	Yes	Yes	Yes	Yes	Yes	100.00%
5493	Yes	Yes	Yes	Yes	Yes	Yes	Yes	Yes	Yes	Yes	100.00%
5494	Yes	Yes	Yes	Yes	Yes	Yes	Yes	Yes	Yes	Yes	100.00%
5495	Yes	Yes	Yes	Yes	Yes	Yes	Yes	Yes	Yes	Yes	100.00%
<b>5500</b>	Yes	Yes	Yes	Yes	Yes	Yes	Yes	Yes	Yes	Yes	100.00%
5505	Yes	Yes	Yes	Yes	Yes	Yes	Yes	Yes	Yes	Yes	100.00%
5506	Yes	Yes	Yes	Yes	Yes	Yes	Yes	Yes	Yes	Yes	100.00%
5507	Yes	Yes	Yes	Yes	Yes	Yes	Yes	Yes	Yes	Yes	100.00%
5508	Yes	Yes	Yes	Yes	Yes	Yes	Yes	Yes	Yes	Yes	100.00%
5509	Yes	Yes	Yes	Yes	Yes	Yes	Yes	Yes	Yes	Yes	100.00%
5510	Yes	Yes	Yes	Yes	Yes	Yes	Yes	Yes	Yes	Yes	100.00%
Detection Bandwidth: 20 MHz											
Specification: at least 100% of 99% of EUT bandwidth= 18.182 MHz											

EUT Frequency = 5270MHz (40MHz Bandwidth)

Frequency (MHz)	Trial 1	Trial 2	Trial 3	Trial 4	Trial 5	Trial 6	Trial 7	Trial 8	Trial 9	Trial 10	Detection Rate %
5250	Yes	Yes	Yes	Yes	No	No	Yes	Yes	Yes	Yes	80.00%
5251	Yes	Yes	Yes	Yes	Yes	Yes	Yes	Yes	Yes	Yes	100.00%
5252	Yes	Yes	Yes	Yes	Yes	Yes	Yes	Yes	Yes	Yes	100.00%
5253	Yes	Yes	Yes	Yes	Yes	Yes	Yes	Yes	Yes	Yes	100.00%
5254	Yes	Yes	Yes	Yes	Yes	Yes	Yes	Yes	Yes	Yes	100.00%
5255	Yes	Yes	Yes	Yes	Yes	Yes	Yes	Yes	Yes	Yes	100.00%
5260	Yes	Yes	Yes	Yes	Yes	Yes	Yes	Yes	Yes	Yes	100.00%
5265	Yes	Yes	Yes	Yes	Yes	Yes	Yes	Yes	Yes	Yes	100.00%
<b>5270</b>	Yes	Yes	Yes	Yes	Yes	Yes	Yes	Yes	Yes	Yes	100.00%
5275	Yes	Yes	Yes	Yes	Yes	Yes	Yes	Yes	Yes	Yes	100.00%
5280	Yes	Yes	Yes	Yes	Yes	Yes	Yes	Yes	Yes	Yes	100.00%
5285	Yes	Yes	Yes	Yes	Yes	Yes	Yes	Yes	Yes	Yes	100.00%
5286	Yes	Yes	Yes	Yes	Yes	Yes	Yes	Yes	Yes	Yes	100.00%
5287	Yes	Yes	Yes	Yes	Yes	Yes	Yes	Yes	Yes	Yes	100.00%
5288	Yes	Yes	Yes	Yes	Yes	Yes	Yes	Yes	Yes	Yes	100.00%
5289	Yes	Yes	Yes	Yes	Yes	Yes	Yes	Yes	Yes	Yes	100.00%
5290	Yes	Yes	Yes	Yes	Yes	Yes	No	Yes	Yes	Yes	90.00%

Detection Bandwidth: 39 MHz

Specification: at least 100% of 99% of EUT bandwidth= 36.296 MHz

EUT Frequency = 5555MHz (40MHz Bandwidth)

Frequency (MHz)	Trial 1	Trial 2	Trial 3	Trial 4	Trial 5	Trial 6	Trial 7	Trial 8	Trial 9	Trial 10	Detection Rate %
5535	Yes	Yes	Yes	Yes	Yes	Yes	Yes	Yes	Yes	Yes	100.00%
5536	Yes	Yes	Yes	Yes	Yes	Yes	Yes	Yes	Yes	Yes	100.00%
5537	Yes	Yes	Yes	Yes	Yes	Yes	Yes	Yes	Yes	Yes	100.00%
5538	Yes	Yes	Yes	Yes	Yes	Yes	Yes	Yes	Yes	Yes	100.00%
5539	Yes	Yes	Yes	Yes	Yes	Yes	Yes	Yes	Yes	Yes	100.00%
5540	Yes	Yes	Yes	Yes	Yes	Yes	Yes	Yes	Yes	Yes	100.00%
5545	Yes	Yes	Yes	Yes	Yes	Yes	Yes	Yes	Yes	Yes	100.00%
5550	Yes	Yes	Yes	Yes	Yes	Yes	Yes	Yes	Yes	Yes	100.00%
<b>5555</b>	Yes	Yes	Yes	Yes	Yes	Yes	Yes	Yes	Yes	Yes	100.00%
5560	Yes	Yes	Yes	Yes	Yes	Yes	Yes	Yes	Yes	Yes	100.00%
5565	Yes	Yes	Yes	Yes	Yes	Yes	Yes	Yes	Yes	Yes	100.00%
5570	Yes	Yes	Yes	Yes	Yes	Yes	Yes	Yes	Yes	Yes	100.00%
5571	Yes	Yes	Yes	Yes	Yes	Yes	Yes	Yes	Yes	Yes	100.00%
5572	Yes	Yes	Yes	Yes	Yes	Yes	Yes	Yes	Yes	Yes	100.00%
5573	Yes	Yes	Yes	Yes	Yes	Yes	Yes	Yes	Yes	Yes	100.00%
5574	Yes	Yes	Yes	Yes	Yes	Yes	Yes	Yes	Yes	Yes	100.00%
5575	Yes	Yes	Yes	Yes	Yes	No	No	Yes	Yes	Yes	80.00%

Detection Bandwidth: 39 MHz

Specification: at least 100% of 99% of EUT bandwidth= 36.286 MHz



EUT Frequency = 5290MHz (80MHz Bandwidth)

Frequency (MHz)	Trial 1	Trial 2	Trial 3	Trial 4	Trial 5	Trial 6	Trial 7	Trial 8	Trial 9	Trial 10	Detection Rate %
5250	Yes	Yes	Yes	Yes	Yes	Yes	Yes	Yes	No	Yes	90.00%
5251	Yes	Yes	Yes	Yes	Yes	Yes	Yes	Yes	Yes	Yes	100.00%
5252	Yes	Yes	Yes	Yes	Yes	Yes	Yes	Yes	Yes	Yes	100.00%
5253	Yes	Yes	Yes	Yes	Yes	Yes	Yes	Yes	Yes	Yes	100.00%
5254	Yes	Yes	Yes	Yes	Yes	Yes	Yes	Yes	Yes	Yes	100.00%
5255	Yes	Yes	Yes	Yes	Yes	Yes	Yes	Yes	Yes	Yes	100.00%
5260	Yes	Yes	Yes	Yes	Yes	Yes	Yes	Yes	Yes	Yes	100.00%
5265	Yes	Yes	Yes	Yes	Yes	Yes	Yes	Yes	Yes	Yes	100.00%
5270	Yes	Yes	Yes	Yes	Yes	Yes	Yes	Yes	Yes	Yes	100.00%
5275	Yes	Yes	Yes	Yes	Yes	Yes	Yes	Yes	Yes	Yes	100.00%
5280	Yes	Yes	Yes	Yes	Yes	Yes	Yes	Yes	Yes	Yes	100.00%
5285	Yes	Yes	Yes	Yes	Yes	Yes	Yes	Yes	Yes	Yes	100.00%
<b>5290</b>	Yes	Yes	Yes	Yes	Yes	Yes	Yes	Yes	Yes	Yes	100.00%
5295	Yes	Yes	Yes	Yes	Yes	Yes	Yes	Yes	Yes	Yes	100.00%
5300	Yes	Yes	Yes	Yes	Yes	Yes	Yes	Yes	Yes	Yes	100.00%
5305	Yes	Yes	Yes	Yes	Yes	Yes	Yes	Yes	Yes	Yes	100.00%
5310	Yes	Yes	Yes	Yes	Yes	Yes	Yes	Yes	Yes	Yes	100.00%
5315	Yes	Yes	Yes	Yes	Yes	Yes	Yes	Yes	Yes	Yes	100.00%
5320	Yes	Yes	Yes	Yes	Yes	Yes	Yes	Yes	Yes	Yes	100.00%
5325	Yes	Yes	Yes	Yes	Yes	Yes	Yes	Yes	Yes	Yes	100.00%
5326	Yes	Yes	Yes	Yes	Yes	Yes	Yes	Yes	Yes	Yes	100.00%
5327	Yes	Yes	Yes	Yes	Yes	Yes	Yes	Yes	Yes	Yes	100.00%
5328	Yes	Yes	Yes	Yes	Yes	Yes	Yes	Yes	Yes	Yes	100.00%
5329	Yes	Yes	Yes	Yes	Yes	Yes	Yes	Yes	Yes	Yes	100.00%
5330	Yes	Yes	Yes	Yes	No	Yes	Yes	Yes	Yes	Yes	90.00%

Detection Bandwidth: 80 MHz

Specification: at least 100% of 99% of EUT bandwidth= 75.265 MHz

EUT Frequency = 5530MHz (80MHz Bandwidth)

Frequency (MHz)	Trial 1	Trial 2	Trial 3	Trial 4	Trial 5	Trial 6	Trial 7	Trial 8	Trial 9	Trial 10	Detection Rate %
5490	Yes	Yes	Yes	Yes	Yes	Yes	Yes	No	Yes	Yes	90.00%
5491	Yes	Yes	Yes	Yes	Yes	Yes	Yes	Yes	Yes	Yes	100.00%
5492	Yes	Yes	Yes	Yes	Yes	Yes	Yes	Yes	Yes	Yes	100.00%
5493	Yes	Yes	Yes	Yes	Yes	Yes	Yes	Yes	Yes	Yes	100.00%
5494	Yes	Yes	Yes	Yes	Yes	Yes	Yes	Yes	Yes	Yes	100.00%
5495	Yes	Yes	Yes	Yes	Yes	Yes	Yes	Yes	Yes	Yes	100.00%
5500	Yes	Yes	Yes	Yes	Yes	Yes	Yes	Yes	Yes	Yes	100.00%
5505	Yes	Yes	Yes	Yes	Yes	Yes	Yes	Yes	Yes	Yes	100.00%
5510	Yes	Yes	Yes	Yes	Yes	Yes	Yes	Yes	Yes	Yes	100.00%
5515	Yes	Yes	Yes	Yes	Yes	Yes	Yes	Yes	Yes	Yes	100.00%
5520	Yes	Yes	Yes	Yes	Yes	Yes	Yes	Yes	Yes	Yes	100.00%
5525	Yes	Yes	Yes	Yes	Yes	Yes	Yes	Yes	Yes	Yes	100.00%
<b>5530</b>	Yes	Yes	Yes	Yes	Yes	Yes	Yes	Yes	Yes	Yes	100.00%
5535	Yes	Yes	Yes	Yes	Yes	Yes	Yes	Yes	Yes	Yes	100.00%
5540	Yes	Yes	Yes	Yes	Yes	Yes	Yes	Yes	Yes	Yes	100.00%
5545	Yes	Yes	Yes	Yes	Yes	Yes	Yes	Yes	Yes	Yes	100.00%
5550	Yes	Yes	Yes	Yes	Yes	Yes	Yes	Yes	Yes	Yes	100.00%
5555	Yes	Yes	Yes	Yes	Yes	Yes	Yes	Yes	Yes	Yes	100.00%
5560	Yes	Yes	Yes	Yes	Yes	Yes	Yes	Yes	Yes	Yes	100.00%
5565	Yes	Yes	Yes	Yes	Yes	Yes	Yes	Yes	Yes	Yes	100.00%
5566	Yes	Yes	Yes	Yes	Yes	Yes	Yes	Yes	Yes	Yes	100.00%
5567	Yes	Yes	Yes	Yes	Yes	Yes	Yes	Yes	Yes	Yes	100.00%
5568	Yes	Yes	Yes	Yes	Yes	Yes	Yes	Yes	Yes	Yes	100.00%
5569	Yes	Yes	Yes	Yes	Yes	Yes	Yes	Yes	Yes	Yes	100.00%
5570	Yes	Yes	Yes	Yes	No	Yes	Yes	Yes	No	Yes	80.00%
Detection Bandwidth: 79 MHz											
Specification: at least 100% of 99% of EUT bandwidth= 75.224 MHz											

### 10.1.5.2 Initial Channel Availability Check Time

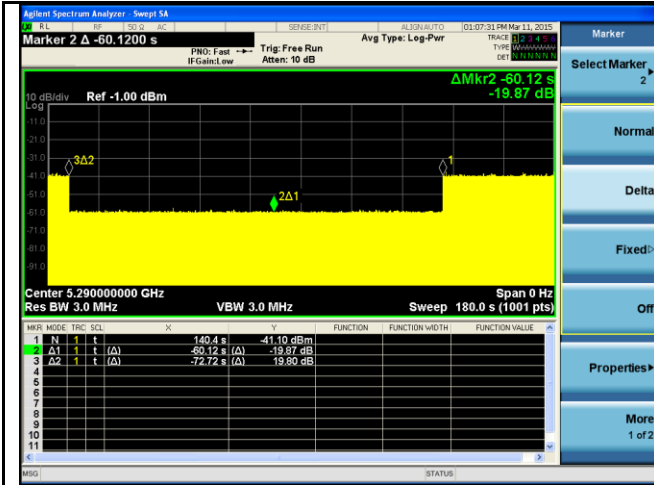
The Initial Channel Availability Check Time tests that the UUT does not emit beacon, control, or data signals on the test Channel until the power-up sequence has been completed and the U-NII device checks for Radar Waveforms for one minute on the test Channel. This test does not use any Radar Waveforms and only needs to be performed one time.

The U-NII device is powered on and be instructed to operate at Low channel, Mid Channel or High channel. At the same time the UUT is powered on, the spectrum analyzer is set to zero span modes with a 3 MHz resolution bandwidth at low, mid can high channel with a 2.5 minute sweep time. The analyzer's sweep will be started the same time power is applied to the UNII device.

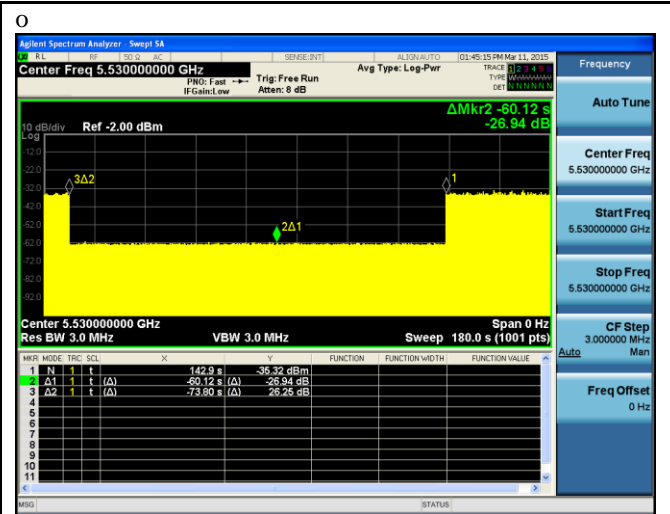
The UUT should not transmit any beacon or data transmissions until at least 1 minute after the completion of the power-on cycle.

The initial power up time of the UUT is indicated by marker 1 in the plot. Initial beacons/data transmissions are indicated by marker.

**Test Plots**



**Initial CAC – 80MHz Bandwidth – 5290MHz**



**Initial CAC – 80MHz Bandwidth – 5530MHz**

### 10.1.5.3 Radar Burst at the Beginning of the Channel Availability Check Time

**Radar Burst at the Beginning of the Channel Availability Check Time:** The steps below define the procedure to verify successful radar detection on the selected Channel during a period equal to the Channel Availability Check Time and avoidance of operation on that Channel when a radar burst with a level equal to the DFS Detection Threshold + 1 dB occurs at the beginning of the Channel Availability Check Time.

The UUT is powered on at T0. T1 denotes the instant when the UUT has completed its power-up sequence. The Channel Availability Check Time commences at instant T1 and will end no sooner than T1 + 60 seconds. A single Burst of short pulse of radar type 1 at -62 dBm will commence within a 6 second window.

Verify that during the 2.5 minute measurement window no UUT transmissions occurred at mid channel. Visual indication on the UUT of successful detection of the radar Burst will be recorded and reported.

Observation of emissions at center frequency of low channel, mid channel and high channel will continue for 2.5 minutes after the radar Burst has been generated.

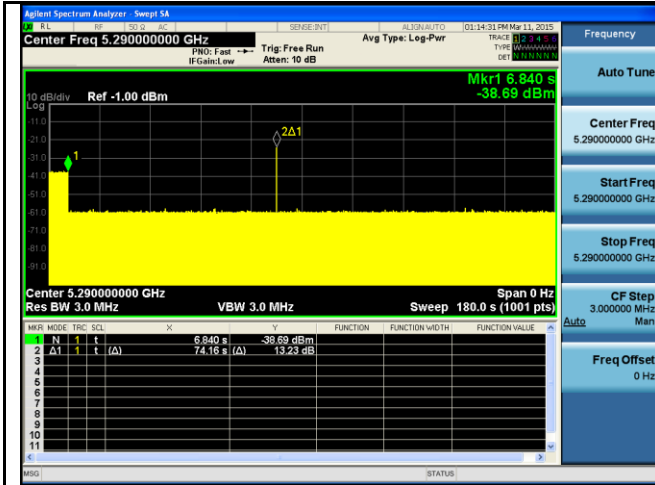
**Note:**

**EUT power on cycle time  $\approx$  73 Sec**

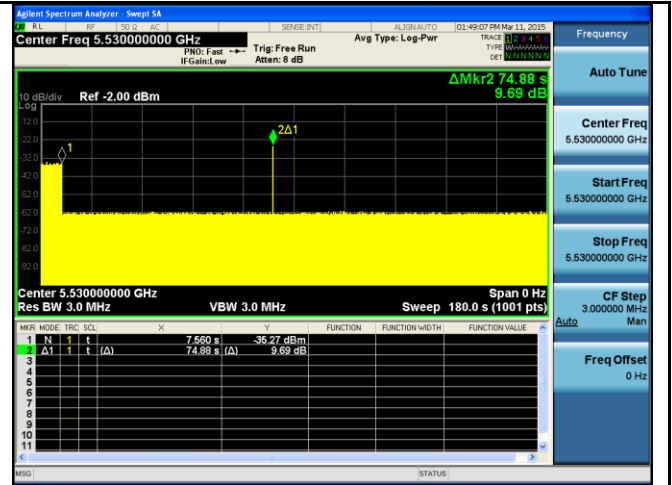
**For CAC at the beginning, the radar signal was injected within 2 sec after 73 sec.**

**For CAC at the end, the radar signal was injected within 2 sec before 133 sec.**

**Test Plots**



**Radar at beginning of CAC – 80MHz Bandwidth – 5290MHz**



**Radar at beginning of CAC – 80MHz Bandwidth – 5530MHz**

#### 10.1.5.4 Radar Burst at the End of the Channel Availability Check Time

**Radar Burst at the End of the Channel Availability Check Time:** The steps below define the procedure to verify successful radar detection on the selected Channel during a period equal to the Channel Availability Check Time and avoidance of operation on that Channel when a radar Burst with a level equal to the DFS Detection Threshold + 1 dB occurs at the end of the Channel Availability Check Time.

The UUT is powered on at T0. T1 denotes the instant when the UUT has completed its power-up sequence. The Channel Availability Check Time commences at instant T1 and will end no sooner than T1 + 60 seconds.

A single Burst of short pulse of radar type 1 at -62 dBm will commence within a last 6 second window.

Visual indication on the UUT of successful detection of the radar Burst will be recorded and reported. Observation of emissions at center frequency of mid channel will continue for 2.5 minutes after the radar Burst has been generated.

Verify that during the 2.5 minute measurement window no UUT transmissions occurred at mid channel.

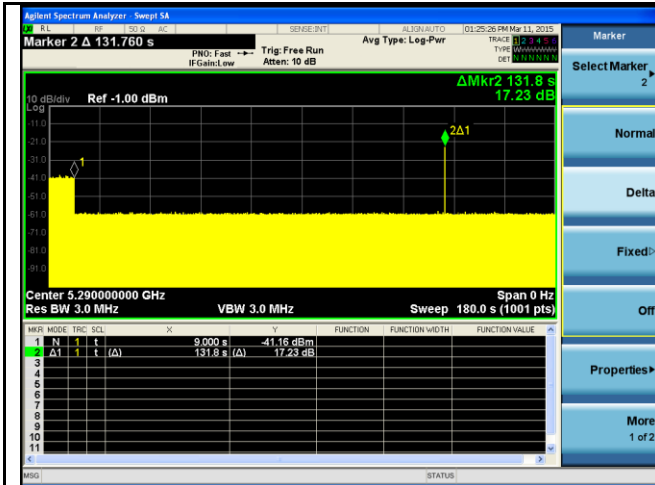
**Note:**

**EUT power on cycle time  $\approx$  73 Sec**

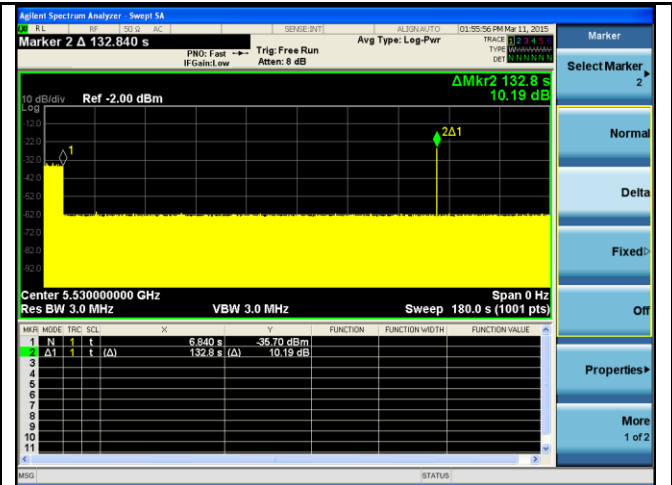
**For CAC at the beginning, the radar signal was injected within 2 sec after 73 sec.**

**For CAC at the end, the radar signal was injected within 2 sec before 133 sec.**

**Test Plots**



**Radar at end of CAC – 80MHz Bandwidth – 5290MHz**



**Radar at end of CAC – 80MHz Bandwidth – 5530MHz**



### 10.1.5.5 In-Service Monitoring for Channel Move Time, Channel Closing Transmission Time and Non-Occupancy Period

These tests define how the following DFS parameters are verified during In-Service Monitoring; Channel Closing Transmission Time, Channel Move Time, and Non-Occupancy Period.

The steps below define the procedure to determine the above mentioned parameters when a radar Burst with a level equal to the DFS Detection Threshold + 1dB is generated on the Operating Channel of the U-NII device.

A U-NII device operating as a Client Device will associate with the UUT (Master) at Mid Channel. Stream the MPEG test file from the Master Device to the Client Device on the selected Channel for the entire period of the test.

At time T0 the Radar Waveform generator sends a Burst of pulses for each of the radar types at -62dBm.

Observe the transmissions of the UUT at the end of the radar Burst on the Operating Channel for duration greater than 10 seconds. Measure and record the transmissions from the UUT during the observation time (Channel Move Time). Compare the Channel Move Time and Channel Closing Transmission Time results to the limits defined in the DFS Response requirement values table.

#### Channel Closing Transmission Time- Measurement

A type 1 waveform was introduced to the EUT and the Spectrum Analyzer sweep time was set to 1s for monitoring and capturing the plot. A LabView program was created to collect trace data and capturing the plot. The program will calculate the channel closing time base on the spectrum analyzer result. The result will be calculated base on FCC procedure.

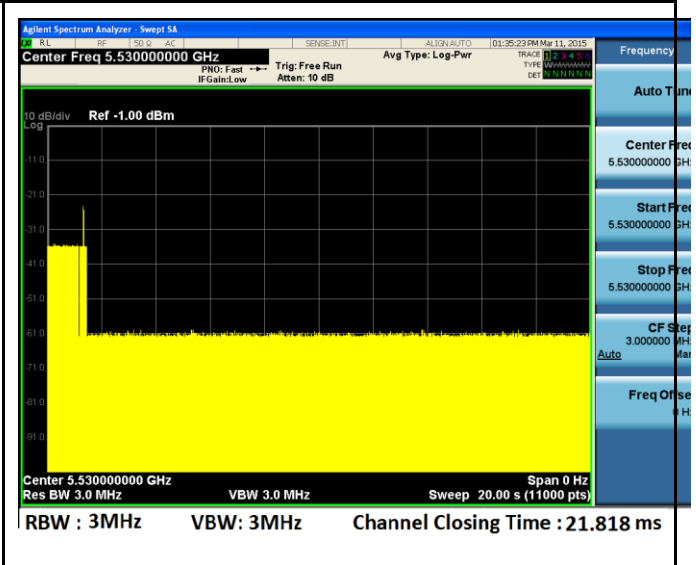
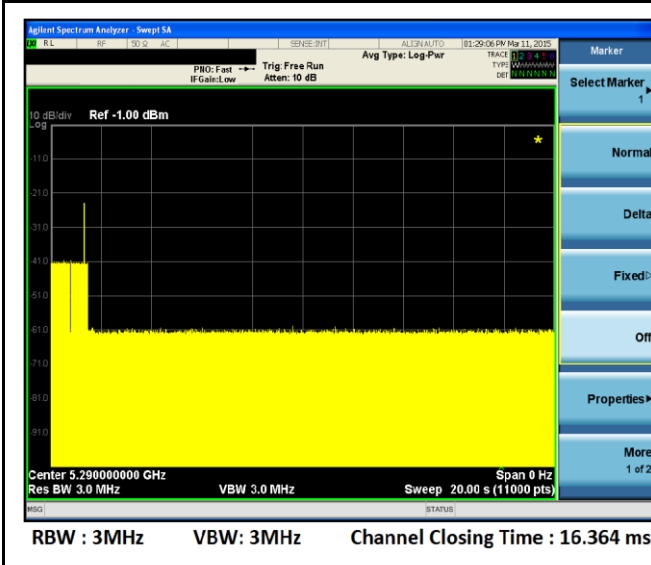
$$C= N * Dwell$$

C is the closing time, N is the number of spectrum analyzer sampling bins showing a U-NII transmission and dwell is the dwell time per bin.

$$Dwell= S/B$$

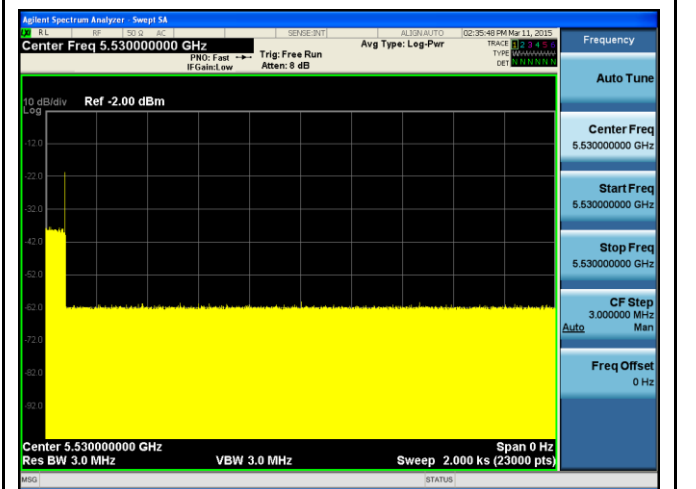
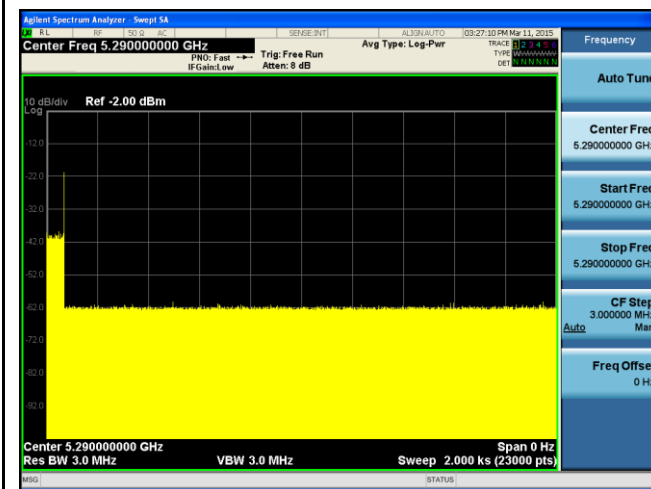
Where Dwell is the dwell time per spectrum analyzer sampling bin, S is the sweep time and B is the number Of spectrum analyzer sampling bins.

**Test Result**



Channel Move Time& Closing Time – 80BW– 5290MHz (Type0)

Channel Move Time& Closing Time - 80BW -5530MHz (Type0)



Non-Occupancy Period - 80BW -5290MHz

Non-Occupancy Period - 80BW -5530MHz

### 10.1.5.6 Statistical Performance Check

Statistical Performance Check, the steps below define the procedure to determine the minimum percentage of detection when a radar burst with a level equal to the DFS Detection Threshold + 1dB is generated on the Operating Channel of the U-NII device.

A U-NII device operating as a Client Device will associate with the UUT (Master) at Low, Mid and High Channel. Stream the MPEG test file from the Master Device to the Client Device on the selected Channel for the entire period of the test.

The Radar Waveform generator sends the individual waveform for each of the radar types 0-6 at -62dbm. Statistical data will be gathered to determine the ability of the device to detect the radar test waveforms. The device can utilize a test mode to demonstrate when detection occurs to prevent the need to reset the device

*TotalWaveformDetections*

*TotalWaveformTrials* ×100 = Probability of Detection Radar Waveform calculated by:

The Minimum number of trails, minimum percentage of successful detection and the average minimum percentage of successful detection are found in the Radar Test Waveforms section.

Test Result-5295 MHz – 20MHz Bandwidth

Trials	Frequency (MHz)	Radar Type	Waveform Type	Status	Result
1	5295	FCC Radar Type 1	Waveform 1	Completed	Yes
2	5295	FCC Radar Type 1	Waveform 2	Completed	Yes
3	5295	FCC Radar Type 1	Waveform 3	Completed	Yes
4	5295	FCC Radar Type 1	Waveform 4	Completed	Yes
5	5295	FCC Radar Type 1	Waveform 5	Completed	Yes
6	5295	FCC Radar Type 1	Waveform 6	Completed	Yes
7	5295	FCC Radar Type 1	Waveform 7	Completed	Yes
8	5295	FCC Radar Type 1	Waveform 8	Completed	Yes
9	5295	FCC Radar Type 1	Waveform 9	Completed	Yes
10	5295	FCC Radar Type 1	Waveform 10	Completed	Yes
11	5295	FCC Radar Type 1	Waveform 11	Completed	Yes
12	5295	FCC Radar Type 1	Waveform 12	Completed	Yes
13	5295	FCC Radar Type 1	Waveform 13	Completed	Yes
14	5295	FCC Radar Type 1	Waveform 14	Completed	Yes
15	5295	FCC Radar Type 1	Waveform 15	Completed	Yes
16	5295	FCC Radar Type 1	Waveform 16	Completed	Yes
17	5295	FCC Radar Type 1	Waveform 17	Completed	Yes
18	5295	FCC Radar Type 1	Waveform 18	Completed	Yes
19	5295	FCC Radar Type 1	Waveform 19	Completed	Yes
20	5295	FCC Radar Type 1	Waveform 20	Completed	Yes
21	5295	FCC Radar Type 1	Waveform 21	Completed	Yes
22	5295	FCC Radar Type 1	Waveform 22	Completed	Yes
23	5295	FCC Radar Type 1	Waveform 23	Completed	Yes
24	5295	FCC Radar Type 1	Waveform 24	Completed	Yes
25	5295	FCC Radar Type 1	Waveform 25	Completed	Yes
26	5295	FCC Radar Type 1	Waveform 26	Completed	Yes
27	5295	FCC Radar Type 1	Waveform 27	Completed	Yes
28	5295	FCC Radar Type 1	Waveform 28	Completed	Yes
29	5295	FCC Radar Type 1	Waveform 29	Completed	Yes
30	5295	FCC Radar Type 1	Waveform 30	Completed	Yes
Detection Probability Rate %: 100.000					

Test Result-5295MHz - 20MHz Bandwidth

Trials	Frequency (MHz)	Radar Type	Waveform Type	Status	Result
1	5295	FCC Radar Type 2	Waveform 1	Completed	Yes
2	5295	FCC Radar Type 2	Waveform 2	Completed	Yes
3	5295	FCC Radar Type 2	Waveform 3	Completed	Yes
4	5295	FCC Radar Type 2	Waveform 4	Completed	Yes
5	5295	FCC Radar Type 2	Waveform 5	Completed	Yes
6	5295	FCC Radar Type 2	Waveform 6	Completed	Yes
7	5295	FCC Radar Type 2	Waveform 7	Completed	Yes
8	5295	FCC Radar Type 2	Waveform 8	Completed	Yes
9	5295	FCC Radar Type 2	Waveform 9	Completed	Yes
10	5295	FCC Radar Type 2	Waveform 10	Completed	Yes
11	5295	FCC Radar Type 2	Waveform 11	Completed	Yes
12	5295	FCC Radar Type 2	Waveform 12	Completed	Yes
13	5295	FCC Radar Type 2	Waveform 13	Completed	Yes
14	5295	FCC Radar Type 2	Waveform 14	Completed	Yes
15	5295	FCC Radar Type 2	Waveform 15	Completed	Yes
16	5295	FCC Radar Type 2	Waveform 16	Completed	Yes
17	5295	FCC Radar Type 2	Waveform 17	Completed	Yes
18	5295	FCC Radar Type 2	Waveform 18	Completed	Yes
19	5295	FCC Radar Type 2	Waveform 19	Completed	Yes
20	5295	FCC Radar Type 2	Waveform 20	Completed	Yes
21	5295	FCC Radar Type 2	Waveform 21	Completed	Yes
22	5295	FCC Radar Type 2	Waveform 22	Completed	Yes
23	5295	FCC Radar Type 2	Waveform 23	Completed	Yes
24	5295	FCC Radar Type 2	Waveform 24	Completed	Yes
25	5295	FCC Radar Type 2	Waveform 25	Completed	Yes
26	5295	FCC Radar Type 2	Waveform 26	Completed	Yes
27	5295	FCC Radar Type 2	Waveform 27	Completed	Yes
28	5295	FCC Radar Type 2	Waveform 28	Completed	Yes
29	5295	FCC Radar Type 2	Waveform 29	Completed	Yes
30	5295	FCC Radar Type 2	Waveform 30	Completed	Yes
Detection Probability Rate %: 100.000					

Test Result-5295MHz - 20MHz Bandwidth

Trials	Frequency (MHz)	Radar Type	Waveform Type	Status	Result
1	5295	FCC Radar Type 3	Waveform 1	Completed	Yes
2	5295	FCC Radar Type 3	Waveform 2	Completed	Yes
3	5295	FCC Radar Type 3	Waveform 3	Completed	Yes
4	5295	FCC Radar Type 3	Waveform 4	Completed	Yes
5	5295	FCC Radar Type 3	Waveform 5	Completed	Yes
6	5295	FCC Radar Type 3	Waveform 6	Completed	Yes
7	5295	FCC Radar Type 3	Waveform 7	Completed	Yes
8	5295	FCC Radar Type 3	Waveform 8	Completed	Yes
9	5295	FCC Radar Type 3	Waveform 9	Completed	Yes
10	5295	FCC Radar Type 3	Waveform 10	Completed	Yes
11	5295	FCC Radar Type 3	Waveform 11	Completed	Yes
12	5295	FCC Radar Type 3	Waveform 12	Completed	Yes
13	5295	FCC Radar Type 3	Waveform 13	Completed	Yes
14	5295	FCC Radar Type 3	Waveform 14	Completed	Yes
15	5295	FCC Radar Type 3	Waveform 15	Completed	Yes
16	5295	FCC Radar Type 3	Waveform 16	Completed	Yes
17	5295	FCC Radar Type 3	Waveform 17	Completed	Yes
18	5295	FCC Radar Type 3	Waveform 18	Completed	Yes
19	5295	FCC Radar Type 3	Waveform 19	Completed	Yes
20	5295	FCC Radar Type 3	Waveform 20	Completed	Yes
21	5295	FCC Radar Type 3	Waveform 21	Completed	Yes
22	5295	FCC Radar Type 3	Waveform 22	Completed	Yes
23	5295	FCC Radar Type 3	Waveform 23	Completed	Yes
24	5295	FCC Radar Type 3	Waveform 24	Completed	Yes
25	5295	FCC Radar Type 3	Waveform 25	Completed	Yes
26	5295	FCC Radar Type 3	Waveform 26	Completed	Yes
27	5295	FCC Radar Type 3	Waveform 27	Completed	Yes
28	5295	FCC Radar Type 3	Waveform 28	Completed	Yes
29	5295	FCC Radar Type 3	Waveform 29	Completed	Yes
30	5295	FCC Radar Type 3	Waveform 30	Completed	Yes
Detection Probability Rate %: 100.000					

Test Result-5295MHz - 20MHz Bandwidth

Trials	Frequency (MHz)	Radar Type	Waveform Type	Status	Result
1	5295	FCC Radar Type 4	Waveform 1	Completed	Yes
2	5295	FCC Radar Type 4	Waveform 2	Completed	Yes
3	5295	FCC Radar Type 4	Waveform 3	Completed	Yes
4	5295	FCC Radar Type 4	Waveform 4	Completed	Yes
5	5295	FCC Radar Type 4	Waveform 5	Completed	Yes
6	5295	FCC Radar Type 4	Waveform 6	Completed	Yes
7	5295	FCC Radar Type 4	Waveform 7	Completed	Yes
8	5295	FCC Radar Type 4	Waveform 8	Completed	Yes
9	5295	FCC Radar Type 4	Waveform 9	Completed	Yes
10	5295	FCC Radar Type 4	Waveform 10	Completed	Yes
11	5295	FCC Radar Type 4	Waveform 11	Completed	Yes
12	5295	FCC Radar Type 4	Waveform 12	Completed	Yes
13	5295	FCC Radar Type 4	Waveform 13	Completed	Yes
14	5295	FCC Radar Type 4	Waveform 14	Completed	Yes
15	5295	FCC Radar Type 4	Waveform 15	Completed	Yes
16	5295	FCC Radar Type 4	Waveform 16	Completed	Yes
17	5295	FCC Radar Type 4	Waveform 17	Completed	Yes
18	5295	FCC Radar Type 4	Waveform 18	Completed	Yes
19	5295	FCC Radar Type 4	Waveform 19	Completed	Yes
20	5295	FCC Radar Type 4	Waveform 20	Completed	Yes
21	5295	FCC Radar Type 4	Waveform 21	Completed	Yes
22	5295	FCC Radar Type 4	Waveform 22	Completed	Yes
23	5295	FCC Radar Type 4	Waveform 23	Completed	Yes
24	5295	FCC Radar Type 4	Waveform 24	Completed	Yes
25	5295	FCC Radar Type 4	Waveform 25	Completed	Yes
26	5295	FCC Radar Type 4	Waveform 26	Completed	Yes
27	5295	FCC Radar Type 4	Waveform 27	Completed	Yes
28	5295	FCC Radar Type 4	Waveform 28	Completed	Yes
29	5295	FCC Radar Type 4	Waveform 29	Completed	Yes
30	5295	FCC Radar Type 4	Waveform 30	Completed	Yes
Detection Probability Rate %: 100.000					

Test Result-5295MHz - 20MHz Bandwidth

Trials	Frequency (MHz)	Radar Type	Waveform Type	Status	Result
1	5295	FCC Radar Type 5	Waveform 1	Completed	Yes
2	5295	FCC Radar Type 5	Waveform 2	Completed	Yes
3	5295	FCC Radar Type 5	Waveform 3	Completed	Yes
4	5295	FCC Radar Type 5	Waveform 4	Completed	Yes
5	5295	FCC Radar Type 5	Waveform 5	Completed	Yes
6	5295	FCC Radar Type 5	Waveform 6	Completed	Yes
7	5295	FCC Radar Type 5	Waveform 7	Completed	Yes
8	5295	FCC Radar Type 5	Waveform 8	Completed	Yes
9	5295	FCC Radar Type 5	Waveform 9	Completed	Yes
10	5295	FCC Radar Type 5	Waveform 10	Completed	Yes
11	5295	FCC Radar Type 5	Waveform 11	Completed	Yes
12	5295	FCC Radar Type 5	Waveform 12	Completed	Yes
13	5295	FCC Radar Type 5	Waveform 13	Completed	Yes
14	5295	FCC Radar Type 5	Waveform 14	Completed	Yes
15	5295	FCC Radar Type 5	Waveform 15	Completed	Yes
16	5295	FCC Radar Type 5	Waveform 16	Completed	Yes
17	5295	FCC Radar Type 5	Waveform 17	Completed	Yes
18	5295	FCC Radar Type 5	Waveform 18	Completed	Yes
19	5295	FCC Radar Type 5	Waveform 19	Completed	Yes
20	5295	FCC Radar Type 5	Waveform 20	Completed	Yes
21	5295	FCC Radar Type 5	Waveform 21	Completed	Yes
22	5295	FCC Radar Type 5	Waveform 22	Completed	Yes
23	5295	FCC Radar Type 5	Waveform 23	Completed	Yes
24	5295	FCC Radar Type 5	Waveform 24	Completed	Yes
25	5295	FCC Radar Type 5	Waveform 25	Completed	Yes
26	5295	FCC Radar Type 5	Waveform 26	Completed	Yes
27	5295	FCC Radar Type 5	Waveform 27	Completed	Yes
28	5295	FCC Radar Type 5	Waveform 28	Completed	Yes
29	5295	FCC Radar Type 5	Waveform 29	Completed	Yes
30	5295	FCC Radar Type 5	Waveform 30	Completed	Yes
Detection Probability Rate %: 100.000					



Test Result-5295MHz - 20MHz Bandwidth

Trials	Frequency (MHz)	Radar Type	Waveform Type	Status	Result
1	5295	FCC Radar Type 6	Waveform 1	Completed	Yes
2	5295	FCC Radar Type 6	Waveform 2	Completed	Yes
3	5295	FCC Radar Type 6	Waveform 3	Completed	Yes
4	5295	FCC Radar Type 6	Waveform 4	Completed	Yes
5	5295	FCC Radar Type 6	Waveform 5	Completed	Yes
6	5295	FCC Radar Type 6	Waveform 6	Completed	Yes
7	5295	FCC Radar Type 6	Waveform 7	Completed	Yes
8	5295	FCC Radar Type 6	Waveform 8	Completed	Yes
9	5295	FCC Radar Type 6	Waveform 9	Completed	Yes
10	5295	FCC Radar Type 6	Waveform 10	Completed	Yes
11	5295	FCC Radar Type 6	Waveform 11	Completed	Yes
12	5295	FCC Radar Type 6	Waveform 12	Completed	Yes
13	5295	FCC Radar Type 6	Waveform 13	Completed	Yes
14	5295	FCC Radar Type 6	Waveform 14	Completed	Yes
15	5295	FCC Radar Type 6	Waveform 15	Completed	Yes
16	5295	FCC Radar Type 6	Waveform 16	Completed	Yes
17	5295	FCC Radar Type 6	Waveform 17	Completed	Yes
18	5295	FCC Radar Type 6	Waveform 18	Completed	Yes
19	5295	FCC Radar Type 6	Waveform 19	Completed	Yes
20	5295	FCC Radar Type 6	Waveform 20	Completed	Yes
21	5295	FCC Radar Type 6	Waveform 21	Completed	Yes
22	5295	FCC Radar Type 6	Waveform 22	Completed	Yes
23	5295	FCC Radar Type 6	Waveform 23	Completed	Yes
24	5295	FCC Radar Type 6	Waveform 24	Completed	Yes
25	5295	FCC Radar Type 6	Waveform 25	Completed	Yes
26	5295	FCC Radar Type 6	Waveform 26	Completed	Yes
27	5295	FCC Radar Type 6	Waveform 27	Completed	Yes
28	5295	FCC Radar Type 6	Waveform 28	Completed	Yes
29	5295	FCC Radar Type 6	Waveform 29	Completed	Yes
30	5295	FCC Radar Type 6	Waveform 30	Completed	Yes

Detection Probability Rate %: 100.000

Test Result-5500MHz – 20MHz Bandwidth

Trials	Frequency (MHz)	Radar Type	Waveform Type	Status	Result
1	5500	FCC Radar Type 1	Waveform 1	Completed	Yes
2	5500	FCC Radar Type 1	Waveform 2	Completed	Yes
3	5500	FCC Radar Type 1	Waveform 3	Completed	Yes
4	5500	FCC Radar Type 1	Waveform 4	Completed	Yes
5	5500	FCC Radar Type 1	Waveform 5	Completed	Yes
6	5500	FCC Radar Type 1	Waveform 6	Completed	Yes
7	5500	FCC Radar Type 1	Waveform 7	Completed	Yes
8	5500	FCC Radar Type 1	Waveform 8	Completed	Yes
9	5500	FCC Radar Type 1	Waveform 9	Completed	Yes
10	5500	FCC Radar Type 1	Waveform 10	Completed	Yes
11	5500	FCC Radar Type 1	Waveform 11	Completed	Yes
12	5500	FCC Radar Type 1	Waveform 12	Completed	Yes
13	5500	FCC Radar Type 1	Waveform 13	Completed	Yes
14	5500	FCC Radar Type 1	Waveform 14	Completed	Yes
15	5500	FCC Radar Type 1	Waveform 15	Completed	Yes
16	5500	FCC Radar Type 1	Waveform 16	Completed	Yes
17	5500	FCC Radar Type 1	Waveform 17	Completed	Yes
18	5500	FCC Radar Type 1	Waveform 18	Completed	Yes
19	5500	FCC Radar Type 1	Waveform 19	Completed	Yes
20	5500	FCC Radar Type 1	Waveform 20	Completed	Yes
21	5500	FCC Radar Type 1	Waveform 21	Completed	Yes
22	5500	FCC Radar Type 1	Waveform 22	Completed	Yes
23	5500	FCC Radar Type 1	Waveform 23	Completed	Yes
24	5500	FCC Radar Type 1	Waveform 24	Completed	Yes
25	5500	FCC Radar Type 1	Waveform 25	Completed	Yes
26	5500	FCC Radar Type 1	Waveform 26	Completed	Yes
27	5500	FCC Radar Type 1	Waveform 27	Completed	Yes
28	5500	FCC Radar Type 1	Waveform 28	Completed	Yes
29	5500	FCC Radar Type 1	Waveform 29	Completed	Yes
30	5500	FCC Radar Type 1	Waveform 30	Completed	Yes
Detection Probability Rate %: 100.000					

Test Result-5500MHz – 20MHz Bandwidth

Trials	Frequency (MHz)	Radar Type	Waveform Type	Status	Result
1	5500	FCC Radar Type 2	Waveform 1	Completed	Yes
2	5500	FCC Radar Type 2	Waveform 2	Completed	Yes
3	5500	FCC Radar Type 2	Waveform 3	Completed	Yes
4	5500	FCC Radar Type 2	Waveform 4	Completed	Yes
5	5500	FCC Radar Type 2	Waveform 5	Completed	Yes
6	5500	FCC Radar Type 2	Waveform 6	Completed	Yes
7	5500	FCC Radar Type 2	Waveform 7	Completed	Yes
8	5500	FCC Radar Type 2	Waveform 8	Completed	Yes
9	5500	FCC Radar Type 2	Waveform 9	Completed	Yes
10	5500	FCC Radar Type 2	Waveform 10	Completed	Yes
11	5500	FCC Radar Type 2	Waveform 11	Completed	Yes
12	5500	FCC Radar Type 2	Waveform 12	Completed	Yes
13	5500	FCC Radar Type 2	Waveform 13	Completed	Yes
14	5500	FCC Radar Type 2	Waveform 14	Completed	Yes
15	5500	FCC Radar Type 2	Waveform 15	Completed	Yes
16	5500	FCC Radar Type 2	Waveform 16	Completed	Yes
17	5500	FCC Radar Type 2	Waveform 17	Completed	Yes
18	5500	FCC Radar Type 2	Waveform 18	Completed	Yes
19	5500	FCC Radar Type 2	Waveform 19	Completed	Yes
20	5500	FCC Radar Type 2	Waveform 20	Completed	Yes
21	5500	FCC Radar Type 2	Waveform 21	Completed	Yes
22	5500	FCC Radar Type 2	Waveform 22	Completed	Yes
23	5500	FCC Radar Type 2	Waveform 23	Completed	Yes
24	5500	FCC Radar Type 2	Waveform 24	Completed	Yes
25	5500	FCC Radar Type 2	Waveform 25	Completed	Yes
26	5500	FCC Radar Type 2	Waveform 26	Completed	Yes
27	5500	FCC Radar Type 2	Waveform 27	Completed	Yes
28	5500	FCC Radar Type 2	Waveform 28	Completed	Yes
29	5500	FCC Radar Type 2	Waveform 29	Completed	Yes
30	5500	FCC Radar Type 2	Waveform 30	Completed	Yes
Detection Probability Rate %: 100.000					

Test Result-5500MHz – 20MHz Bandwidth

Trials	Frequency (MHz)	Radar Type	Waveform Type	Status	Result
1	5500	FCC Radar Type 3	Waveform 1	Completed	Yes
2	5500	FCC Radar Type 3	Waveform 2	Completed	Yes
3	5500	FCC Radar Type 3	Waveform 3	Completed	Yes
4	5500	FCC Radar Type 3	Waveform 4	Completed	Yes
5	5500	FCC Radar Type 3	Waveform 5	Completed	Yes
6	5500	FCC Radar Type 3	Waveform 6	Completed	Yes
7	5500	FCC Radar Type 3	Waveform 7	Completed	Yes
8	5500	FCC Radar Type 3	Waveform 8	Completed	Yes
9	5500	FCC Radar Type 3	Waveform 9	Completed	Yes
10	5500	FCC Radar Type 3	Waveform 10	Completed	Yes
11	5500	FCC Radar Type 3	Waveform 11	Completed	Yes
12	5500	FCC Radar Type 3	Waveform 12	Completed	Yes
13	5500	FCC Radar Type 3	Waveform 13	Completed	Yes
14	5500	FCC Radar Type 3	Waveform 14	Completed	Yes
15	5500	FCC Radar Type 3	Waveform 15	Completed	Yes
16	5500	FCC Radar Type 3	Waveform 16	Completed	Yes
17	5500	FCC Radar Type 3	Waveform 17	Completed	Yes
18	5500	FCC Radar Type 3	Waveform 18	Completed	Yes
19	5500	FCC Radar Type 3	Waveform 19	Completed	Yes
20	5500	FCC Radar Type 3	Waveform 20	Completed	Yes
21	5500	FCC Radar Type 3	Waveform 21	Completed	Yes
22	5500	FCC Radar Type 3	Waveform 22	Completed	Yes
23	5500	FCC Radar Type 3	Waveform 23	Completed	Yes
24	5500	FCC Radar Type 3	Waveform 24	Completed	Yes
25	5500	FCC Radar Type 3	Waveform 25	Completed	Yes
26	5500	FCC Radar Type 3	Waveform 26	Completed	Yes
27	5500	FCC Radar Type 3	Waveform 27	Completed	Yes
28	5500	FCC Radar Type 3	Waveform 28	Completed	Yes
29	5500	FCC Radar Type 3	Waveform 29	Completed	Yes
30	5500	FCC Radar Type 3	Waveform 30	Completed	Yes
Detection Probability Rate %: 100.000					

Test Result-5500MHz – 20MHz Bandwidth

Trials	Frequency (MHz)	Radar Type	Waveform Type	Status	Result
1	5500	FCC Radar Type 4	Waveform 1	Completed	Yes
2	5500	FCC Radar Type 4	Waveform 2	Completed	Yes
3	5500	FCC Radar Type 4	Waveform 3	Completed	Yes
4	5500	FCC Radar Type 4	Waveform 4	Completed	Yes
5	5500	FCC Radar Type 4	Waveform 5	Completed	Yes
6	5500	FCC Radar Type 4	Waveform 6	Completed	Yes
7	5500	FCC Radar Type 4	Waveform 7	Completed	Yes
8	5500	FCC Radar Type 4	Waveform 8	Completed	Yes
9	5500	FCC Radar Type 4	Waveform 9	Completed	Yes
10	5500	FCC Radar Type 4	Waveform 10	Completed	Yes
11	5500	FCC Radar Type 4	Waveform 11	Completed	Yes
12	5500	FCC Radar Type 4	Waveform 12	Completed	Yes
13	5500	FCC Radar Type 4	Waveform 13	Completed	Yes
14	5500	FCC Radar Type 4	Waveform 14	Completed	Yes
15	5500	FCC Radar Type 4	Waveform 15	Completed	Yes
16	5500	FCC Radar Type 4	Waveform 16	Completed	Yes
17	5500	FCC Radar Type 4	Waveform 17	Completed	Yes
18	5500	FCC Radar Type 4	Waveform 18	Completed	Yes
19	5500	FCC Radar Type 4	Waveform 19	Completed	Yes
20	5500	FCC Radar Type 4	Waveform 20	Completed	Yes
21	5500	FCC Radar Type 4	Waveform 21	Completed	Yes
22	5500	FCC Radar Type 4	Waveform 22	Completed	Yes
23	5500	FCC Radar Type 4	Waveform 23	Completed	Yes
24	5500	FCC Radar Type 4	Waveform 24	Completed	Yes
25	5500	FCC Radar Type 4	Waveform 25	Completed	Yes
26	5500	FCC Radar Type 4	Waveform 26	Completed	Yes
27	5500	FCC Radar Type 4	Waveform 27	Completed	Yes
28	5500	FCC Radar Type 4	Waveform 28	Completed	Yes
29	5500	FCC Radar Type 4	Waveform 29	Completed	Yes
30	5500	FCC Radar Type 4	Waveform 30	Completed	Yes
Detection Probability Rate %: 100.000					

Test Result-5500MHz – 20MHz Bandwidth

Trials	Frequency (MHz)	Radar Type	Waveform Type	Status	Result
1	5500	FCC Radar Type 5	Waveform 1	Completed	Yes
2	5500	FCC Radar Type 5	Waveform 2	Completed	Yes
3	5500	FCC Radar Type 5	Waveform 3	Completed	Yes
4	5500	FCC Radar Type 5	Waveform 4	Completed	Yes
5	5500	FCC Radar Type 5	Waveform 5	Completed	Yes
6	5500	FCC Radar Type 5	Waveform 6	Completed	Yes
7	5500	FCC Radar Type 5	Waveform 7	Completed	Yes
8	5500	FCC Radar Type 5	Waveform 8	Completed	Yes
9	5500	FCC Radar Type 5	Waveform 9	Completed	Yes
10	5500	FCC Radar Type 5	Waveform 10	Completed	Yes
11	5500	FCC Radar Type 5	Waveform 11	Completed	Yes
12	5500	FCC Radar Type 5	Waveform 12	Completed	Yes
13	5500	FCC Radar Type 5	Waveform 13	Completed	Yes
14	5500	FCC Radar Type 5	Waveform 14	Completed	Yes
15	5500	FCC Radar Type 5	Waveform 15	Completed	Yes
16	5500	FCC Radar Type 5	Waveform 16	Completed	Yes
17	5500	FCC Radar Type 5	Waveform 17	Completed	Yes
18	5500	FCC Radar Type 5	Waveform 18	Completed	Yes
19	5500	FCC Radar Type 5	Waveform 19	Completed	Yes
20	5500	FCC Radar Type 5	Waveform 20	Completed	Yes
21	5500	FCC Radar Type 5	Waveform 21	Completed	Yes
22	5500	FCC Radar Type 5	Waveform 22	Completed	Yes
23	5500	FCC Radar Type 5	Waveform 23	Completed	Yes
24	5500	FCC Radar Type 5	Waveform 24	Completed	Yes
25	5500	FCC Radar Type 5	Waveform 25	Completed	Yes
26	5500	FCC Radar Type 5	Waveform 26	Completed	Yes
27	5500	FCC Radar Type 5	Waveform 27	Completed	Yes
28	5500	FCC Radar Type 5	Waveform 28	Completed	Yes
29	5500	FCC Radar Type 5	Waveform 29	Completed	Yes
30	5500	FCC Radar Type 5	Waveform 30	Completed	Yes
Detection Probability Rate %: 100.000					

Test Result-5500MHz – 20MHz Bandwidth

Trials	Frequency (MHz)	Radar Type	Waveform Type	Status	Result
1	5500	FCC Radar Type 6	Waveform 1	Completed	Yes
2	5500	FCC Radar Type 6	Waveform 2	Completed	Yes
3	5500	FCC Radar Type 6	Waveform 3	Completed	Yes
4	5500	FCC Radar Type 6	Waveform 4	Completed	Yes
5	5500	FCC Radar Type 6	Waveform 5	Completed	Yes
6	5500	FCC Radar Type 6	Waveform 6	Completed	Yes
7	5500	FCC Radar Type 6	Waveform 7	Completed	Yes
8	5500	FCC Radar Type 6	Waveform 8	Completed	Yes
9	5500	FCC Radar Type 6	Waveform 9	Completed	Yes
10	5500	FCC Radar Type 6	Waveform 10	Completed	Yes
11	5500	FCC Radar Type 6	Waveform 11	Completed	Yes
12	5500	FCC Radar Type 6	Waveform 12	Completed	Yes
13	5500	FCC Radar Type 6	Waveform 13	Completed	Yes
14	5500	FCC Radar Type 6	Waveform 14	Completed	Yes
15	5500	FCC Radar Type 6	Waveform 15	Completed	Yes
16	5500	FCC Radar Type 6	Waveform 16	Completed	Yes
17	5500	FCC Radar Type 6	Waveform 17	Completed	Yes
18	5500	FCC Radar Type 6	Waveform 18	Completed	Yes
19	5500	FCC Radar Type 6	Waveform 19	Completed	Yes
20	5500	FCC Radar Type 6	Waveform 20	Completed	Yes
21	5500	FCC Radar Type 6	Waveform 21	Completed	Yes
22	5500	FCC Radar Type 6	Waveform 22	Completed	Yes
23	5500	FCC Radar Type 6	Waveform 23	Completed	Yes
24	5500	FCC Radar Type 6	Waveform 24	Completed	Yes
25	5500	FCC Radar Type 6	Waveform 25	Completed	Yes
26	5500	FCC Radar Type 6	Waveform 26	Completed	Yes
27	5500	FCC Radar Type 6	Waveform 27	Completed	Yes
28	5500	FCC Radar Type 6	Waveform 28	Completed	Yes
29	5500	FCC Radar Type 6	Waveform 29	Completed	Yes
30	5500	FCC Radar Type 6	Waveform 30	Completed	Yes
Detection Probability Rate %: 100.000					

Test Result-5310MHz – 40MHz Bandwidth

Trials	Frequency (MHz)	Radar Type	Waveform Type	Status	Result
1	5310	FCC Radar Type 1	Waveform 1	Completed	Yes
2	5310	FCC Radar Type 1	Waveform 2	Completed	Yes
3	5310	FCC Radar Type 1	Waveform 3	Completed	Yes
4	5310	FCC Radar Type 1	Waveform 4	Completed	Yes
5	5310	FCC Radar Type 1	Waveform 5	Completed	Yes
6	5310	FCC Radar Type 1	Waveform 6	Completed	Yes
7	5310	FCC Radar Type 1	Waveform 7	Completed	Yes
8	5310	FCC Radar Type 1	Waveform 8	Completed	Yes
9	5310	FCC Radar Type 1	Waveform 9	Completed	Yes
10	5310	FCC Radar Type 1	Waveform 10	Completed	Yes
11	5310	FCC Radar Type 1	Waveform 11	Completed	Yes
12	5310	FCC Radar Type 1	Waveform 12	Completed	Yes
13	5310	FCC Radar Type 1	Waveform 13	Completed	Yes
14	5310	FCC Radar Type 1	Waveform 14	Completed	Yes
15	5310	FCC Radar Type 1	Waveform 15	Completed	Yes
16	5310	FCC Radar Type 1	Waveform 16	Completed	Yes
17	5310	FCC Radar Type 1	Waveform 17	Completed	Yes
18	5310	FCC Radar Type 1	Waveform 18	Completed	Yes
19	5310	FCC Radar Type 1	Waveform 19	Completed	Yes
20	5310	FCC Radar Type 1	Waveform 20	Completed	Yes
21	5310	FCC Radar Type 1	Waveform 21	Completed	Yes
22	5310	FCC Radar Type 1	Waveform 22	Completed	Yes
23	5310	FCC Radar Type 1	Waveform 23	Completed	Yes
24	5310	FCC Radar Type 1	Waveform 24	Completed	Yes
25	5310	FCC Radar Type 1	Waveform 25	Completed	Yes
26	5310	FCC Radar Type 1	Waveform 26	Completed	Yes
27	5310	FCC Radar Type 1	Waveform 27	Completed	Yes
28	5310	FCC Radar Type 1	Waveform 28	Completed	Yes
29	5310	FCC Radar Type 1	Waveform 29	Completed	Yes
30	5310	FCC Radar Type 1	Waveform 30	Completed	Yes

Detection Probability Rate %: 100.000



Test Result-5310MHz – 40MHz Bandwidth

Trials	Frequency (MHz)	Radar Type	Waveform Type	Status	Result
1	5310	FCC Radar Type 2	Waveform 1	Completed	Yes
2	5310	FCC Radar Type 2	Waveform 2	Completed	Yes
3	5310	FCC Radar Type 2	Waveform 3	Completed	Yes
4	5310	FCC Radar Type 2	Waveform 4	Completed	Yes
5	5310	FCC Radar Type 2	Waveform 5	Completed	Yes
6	5310	FCC Radar Type 2	Waveform 6	Completed	Yes
7	5310	FCC Radar Type 2	Waveform 7	Completed	Yes
8	5310	FCC Radar Type 2	Waveform 8	Completed	Yes
9	5310	FCC Radar Type 2	Waveform 9	Completed	Yes
10	5310	FCC Radar Type 2	Waveform 10	Completed	Yes
11	5310	FCC Radar Type 2	Waveform 11	Completed	Yes
12	5310	FCC Radar Type 2	Waveform 12	Completed	Yes
13	5310	FCC Radar Type 2	Waveform 13	Completed	Yes
14	5310	FCC Radar Type 2	Waveform 14	Completed	Yes
15	5310	FCC Radar Type 2	Waveform 15	Completed	Yes
16	5310	FCC Radar Type 2	Waveform 16	Completed	Yes
17	5310	FCC Radar Type 2	Waveform 17	Completed	Yes
18	5310	FCC Radar Type 2	Waveform 18	Completed	Yes
19	5310	FCC Radar Type 2	Waveform 19	Completed	Yes
20	5310	FCC Radar Type 2	Waveform 20	Completed	Yes
21	5310	FCC Radar Type 2	Waveform 21	Completed	Yes
22	5310	FCC Radar Type 2	Waveform 22	Completed	Yes
23	5310	FCC Radar Type 2	Waveform 23	Completed	Yes
24	5310	FCC Radar Type 2	Waveform 24	Completed	Yes
25	5310	FCC Radar Type 2	Waveform 25	Completed	Yes
26	5310	FCC Radar Type 2	Waveform 26	Completed	Yes
27	5310	FCC Radar Type 2	Waveform 27	Completed	Yes
28	5310	FCC Radar Type 2	Waveform 28	Completed	Yes
29	5310	FCC Radar Type 2	Waveform 29	Completed	Yes
30	5310	FCC Radar Type 2	Waveform 30	Completed	Yes
Detection Probability Rate %: 100.000					

Test Result-5310MHz – 40MHz Bandwidth

Trials	Frequency (MHz)	Radar Type	Waveform Type	Status	Result
1	5310	FCC Radar Type 3	Waveform 1	Completed	Yes
2	5310	FCC Radar Type 3	Waveform 2	Completed	Yes
3	5310	FCC Radar Type 3	Waveform 3	Completed	Yes
4	5310	FCC Radar Type 3	Waveform 4	Completed	Yes
5	5310	FCC Radar Type 3	Waveform 5	Completed	Yes
6	5310	FCC Radar Type 3	Waveform 6	Completed	Yes
7	5310	FCC Radar Type 3	Waveform 7	Completed	Yes
8	5310	FCC Radar Type 3	Waveform 8	Completed	Yes
9	5310	FCC Radar Type 3	Waveform 9	Completed	Yes
10	5310	FCC Radar Type 3	Waveform 10	Completed	Yes
11	5310	FCC Radar Type 3	Waveform 11	Completed	Yes
12	5310	FCC Radar Type 3	Waveform 12	Completed	Yes
13	5310	FCC Radar Type 3	Waveform 13	Completed	Yes
14	5310	FCC Radar Type 3	Waveform 14	Completed	Yes
15	5310	FCC Radar Type 3	Waveform 15	Completed	Yes
16	5310	FCC Radar Type 3	Waveform 16	Completed	Yes
17	5310	FCC Radar Type 3	Waveform 17	Completed	Yes
18	5310	FCC Radar Type 3	Waveform 18	Completed	Yes
19	5310	FCC Radar Type 3	Waveform 19	Completed	Yes
20	5310	FCC Radar Type 3	Waveform 20	Completed	Yes
21	5310	FCC Radar Type 3	Waveform 21	Completed	Yes
22	5310	FCC Radar Type 3	Waveform 22	Completed	Yes
23	5310	FCC Radar Type 3	Waveform 23	Completed	Yes
24	5310	FCC Radar Type 3	Waveform 24	Completed	Yes
25	5310	FCC Radar Type 3	Waveform 25	Completed	Yes
26	5310	FCC Radar Type 3	Waveform 26	Completed	Yes
27	5310	FCC Radar Type 3	Waveform 27	Completed	Yes
28	5310	FCC Radar Type 3	Waveform 28	Completed	Yes
29	5310	FCC Radar Type 3	Waveform 29	Completed	Yes
30	5310	FCC Radar Type 3	Waveform 30	Completed	Yes
Detection Probability Rate %: 100.000					

Test Result-5310MHz – 40MHz Bandwidth

Trials	Frequency (MHz)	Radar Type	Waveform Type	Status	Result
1	5310	FCC Radar Type 4	Waveform 1	Completed	Yes
2	5310	FCC Radar Type 4	Waveform 2	Completed	Yes
3	5310	FCC Radar Type 4	Waveform 3	Completed	Yes
4	5310	FCC Radar Type 4	Waveform 4	Completed	Yes
5	5310	FCC Radar Type 4	Waveform 5	Completed	Yes
6	5310	FCC Radar Type 4	Waveform 6	Completed	Yes
7	5310	FCC Radar Type 4	Waveform 7	Completed	Yes
8	5310	FCC Radar Type 4	Waveform 8	Completed	Yes
9	5310	FCC Radar Type 4	Waveform 9	Completed	Yes
10	5310	FCC Radar Type 4	Waveform 10	Completed	Yes
11	5310	FCC Radar Type 4	Waveform 11	Completed	Yes
12	5310	FCC Radar Type 4	Waveform 12	Completed	Yes
13	5310	FCC Radar Type 4	Waveform 13	Completed	Yes
14	5310	FCC Radar Type 4	Waveform 14	Completed	Yes
15	5310	FCC Radar Type 4	Waveform 15	Completed	Yes
16	5310	FCC Radar Type 4	Waveform 16	Completed	Yes
17	5310	FCC Radar Type 4	Waveform 17	Completed	Yes
18	5310	FCC Radar Type 4	Waveform 18	Completed	Yes
19	5310	FCC Radar Type 4	Waveform 19	Completed	Yes
20	5310	FCC Radar Type 4	Waveform 20	Completed	Yes
21	5310	FCC Radar Type 4	Waveform 21	Completed	Yes
22	5310	FCC Radar Type 4	Waveform 22	Completed	Yes
23	5310	FCC Radar Type 4	Waveform 23	Completed	Yes
24	5310	FCC Radar Type 4	Waveform 24	Completed	Yes
25	5310	FCC Radar Type 4	Waveform 25	Completed	Yes
26	5310	FCC Radar Type 4	Waveform 26	Completed	Yes
27	5310	FCC Radar Type 4	Waveform 27	Completed	Yes
28	5310	FCC Radar Type 4	Waveform 28	Completed	Yes
29	5310	FCC Radar Type 4	Waveform 29	Completed	Yes
30	5310	FCC Radar Type 4	Waveform 30	Completed	Yes
Detection Probability Rate %: 100.000					

Test Result-5310MHz – 40MHz Bandwidth

Trials	Frequency (MHz)	Radar Type	Waveform Type	Status	Result
1	5310	FCC Radar Type 5	Waveform 1	Completed	Yes
2	5310	FCC Radar Type 5	Waveform 2	Completed	Yes
3	5310	FCC Radar Type 5	Waveform 3	Completed	Yes
4	5310	FCC Radar Type 5	Waveform 4	Completed	Yes
5	5310	FCC Radar Type 5	Waveform 5	Completed	Yes
6	5310	FCC Radar Type 5	Waveform 6	Completed	Yes
7	5310	FCC Radar Type 5	Waveform 7	Completed	Yes
8	5310	FCC Radar Type 5	Waveform 8	Completed	Yes
9	5310	FCC Radar Type 5	Waveform 9	Completed	Yes
10	5310	FCC Radar Type 5	Waveform 10	Completed	Yes
11	5310	FCC Radar Type 5	Waveform 11	Completed	Yes
12	5310	FCC Radar Type 5	Waveform 12	Completed	Yes
13	5310	FCC Radar Type 5	Waveform 13	Completed	Yes
14	5310	FCC Radar Type 5	Waveform 14	Completed	Yes
15	5310	FCC Radar Type 5	Waveform 15	Completed	Yes
16	5310	FCC Radar Type 5	Waveform 16	Completed	No
17	5310	FCC Radar Type 5	Waveform 17	Completed	Yes
18	5310	FCC Radar Type 5	Waveform 18	Completed	Yes
19	5310	FCC Radar Type 5	Waveform 19	Completed	Yes
20	5310	FCC Radar Type 5	Waveform 20	Completed	Yes
21	5310	FCC Radar Type 5	Waveform 21	Completed	Yes
22	5310	FCC Radar Type 5	Waveform 22	Completed	Yes
23	5310	FCC Radar Type 5	Waveform 23	Completed	Yes
24	5310	FCC Radar Type 5	Waveform 24	Completed	Yes
25	5310	FCC Radar Type 5	Waveform 25	Completed	Yes
26	5310	FCC Radar Type 5	Waveform 26	Completed	Yes
27	5310	FCC Radar Type 5	Waveform 27	Completed	Yes
28	5310	FCC Radar Type 5	Waveform 28	Completed	Yes
29	5310	FCC Radar Type 5	Waveform 29	Completed	Yes
30	5310	FCC Radar Type 5	Waveform 30	Completed	Yes

Detection Probability Rate %: 100.000

Test Result-5310MHz – 40MHz Bandwidth

Trials	Frequency (MHz)	Radar Type	Waveform Type	Status	Result
1	5310	FCC Radar Type 6	Waveform 1	Completed	Yes
2	5310	FCC Radar Type 6	Waveform 2	Completed	Yes
3	5310	FCC Radar Type 6	Waveform 3	Completed	Yes
4	5310	FCC Radar Type 6	Waveform 4	Completed	Yes
5	5310	FCC Radar Type 6	Waveform 5	Completed	Yes
6	5310	FCC Radar Type 6	Waveform 6	Completed	Yes
7	5310	FCC Radar Type 6	Waveform 7	Completed	Yes
8	5310	FCC Radar Type 6	Waveform 8	Completed	Yes
9	5310	FCC Radar Type 6	Waveform 9	Completed	Yes
10	5310	FCC Radar Type 6	Waveform 10	Completed	Yes
11	5310	FCC Radar Type 6	Waveform 11	Completed	Yes
12	5310	FCC Radar Type 6	Waveform 12	Completed	Yes
13	5310	FCC Radar Type 6	Waveform 13	Completed	Yes
14	5310	FCC Radar Type 6	Waveform 14	Completed	Yes
15	5310	FCC Radar Type 6	Waveform 15	Completed	Yes
16	5310	FCC Radar Type 6	Waveform 16	Completed	Yes
17	5310	FCC Radar Type 6	Waveform 17	Completed	Yes
18	5310	FCC Radar Type 6	Waveform 18	Completed	Yes
19	5310	FCC Radar Type 6	Waveform 19	Completed	Yes
20	5310	FCC Radar Type 6	Waveform 20	Completed	Yes
21	5310	FCC Radar Type 6	Waveform 21	Completed	Yes
22	5310	FCC Radar Type 6	Waveform 22	Completed	Yes
23	5310	FCC Radar Type 6	Waveform 23	Completed	Yes
24	5310	FCC Radar Type 6	Waveform 24	Completed	Yes
25	5310	FCC Radar Type 6	Waveform 25	Completed	Yes
26	5310	FCC Radar Type 6	Waveform 26	Completed	Yes
27	5310	FCC Radar Type 6	Waveform 27	Completed	Yes
28	5310	FCC Radar Type 6	Waveform 28	Completed	Yes
29	5310	FCC Radar Type 6	Waveform 29	Completed	Yes
30	5310	FCC Radar Type 6	Waveform 30	Completed	Yes

Detection Probability Rate %: 100.000

Test Result-5510MHz – 40MHz Bandwidth

Trials	Frequency (MHz)	Radar Type	Waveform Type	Status	Result
1	5510	FCC Radar Type 1	Waveform 1	Completed	Yes
2	5510	FCC Radar Type 1	Waveform 2	Completed	Yes
3	5510	FCC Radar Type 1	Waveform 3	Completed	Yes
4	5510	FCC Radar Type 1	Waveform 4	Completed	Yes
5	5510	FCC Radar Type 1	Waveform 5	Completed	Yes
6	5510	FCC Radar Type 1	Waveform 6	Completed	Yes
7	5510	FCC Radar Type 1	Waveform 7	Completed	Yes
8	5510	FCC Radar Type 1	Waveform 8	Completed	Yes
9	5510	FCC Radar Type 1	Waveform 9	Completed	Yes
10	5510	FCC Radar Type 1	Waveform 10	Completed	Yes
11	5510	FCC Radar Type 1	Waveform 11	Completed	Yes
12	5510	FCC Radar Type 1	Waveform 12	Completed	Yes
13	5510	FCC Radar Type 1	Waveform 13	Completed	Yes
14	5510	FCC Radar Type 1	Waveform 14	Completed	Yes
15	5510	FCC Radar Type 1	Waveform 15	Completed	Yes
16	5510	FCC Radar Type 1	Waveform 16	Completed	Yes
17	5510	FCC Radar Type 1	Waveform 17	Completed	Yes
18	5510	FCC Radar Type 1	Waveform 18	Completed	Yes
19	5510	FCC Radar Type 1	Waveform 19	Completed	Yes
20	5510	FCC Radar Type 1	Waveform 20	Completed	Yes
21	5510	FCC Radar Type 1	Waveform 21	Completed	Yes
22	5510	FCC Radar Type 1	Waveform 22	Completed	Yes
23	5510	FCC Radar Type 1	Waveform 23	Completed	Yes
24	5510	FCC Radar Type 1	Waveform 24	Completed	Yes
25	5510	FCC Radar Type 1	Waveform 25	Completed	Yes
26	5510	FCC Radar Type 1	Waveform 26	Completed	Yes
27	5510	FCC Radar Type 1	Waveform 27	Completed	Yes
28	5510	FCC Radar Type 1	Waveform 28	Completed	Yes
29	5510	FCC Radar Type 1	Waveform 29	Completed	Yes
30	5510	FCC Radar Type 1	Waveform 30	Completed	Yes

Detection Probability Rate %: 100.000

Test Result-5510MHz – 40MHz Bandwidth

Trials	Frequency (MHz)	Radar Type	Waveform Type	Status	Result
1	5510	FCC Radar Type 2	Waveform 1	Completed	Yes
2	5510	FCC Radar Type 2	Waveform 2	Completed	Yes
3	5510	FCC Radar Type 2	Waveform 3	Completed	Yes
4	5510	FCC Radar Type 2	Waveform 4	Completed	Yes
5	5510	FCC Radar Type 2	Waveform 5	Completed	Yes
6	5510	FCC Radar Type 2	Waveform 6	Completed	Yes
7	5510	FCC Radar Type 2	Waveform 7	Completed	Yes
8	5510	FCC Radar Type 2	Waveform 8	Completed	Yes
9	5510	FCC Radar Type 2	Waveform 9	Completed	Yes
10	5510	FCC Radar Type 2	Waveform 10	Completed	Yes
11	5510	FCC Radar Type 2	Waveform 11	Completed	Yes
12	5510	FCC Radar Type 2	Waveform 12	Completed	Yes
13	5510	FCC Radar Type 2	Waveform 13	Completed	Yes
14	5510	FCC Radar Type 2	Waveform 14	Completed	Yes
15	5510	FCC Radar Type 2	Waveform 15	Completed	Yes
16	5510	FCC Radar Type 2	Waveform 16	Completed	Yes
17	5510	FCC Radar Type 2	Waveform 17	Completed	Yes
18	5510	FCC Radar Type 2	Waveform 18	Completed	Yes
19	5510	FCC Radar Type 2	Waveform 19	Completed	Yes
20	5510	FCC Radar Type 2	Waveform 20	Completed	Yes
21	5510	FCC Radar Type 2	Waveform 21	Completed	Yes
22	5510	FCC Radar Type 2	Waveform 22	Completed	Yes
23	5510	FCC Radar Type 2	Waveform 23	Completed	Yes
24	5510	FCC Radar Type 2	Waveform 24	Completed	Yes
25	5510	FCC Radar Type 2	Waveform 25	Completed	Yes
26	5510	FCC Radar Type 2	Waveform 26	Completed	Yes
27	5510	FCC Radar Type 2	Waveform 27	Completed	Yes
28	5510	FCC Radar Type 2	Waveform 28	Completed	Yes
29	5510	FCC Radar Type 2	Waveform 29	Completed	Yes
30	5510	FCC Radar Type 2	Waveform 30	Completed	Yes
Detection Probability Rate %: 100.000					

Test Result-5510MHz – 40MHz Bandwidth

Trials	Frequency (MHz)	Radar Type	Waveform Type	Status	Result
1	5510	FCC Radar Type 3	Waveform 1	Completed	Yes
2	5510	FCC Radar Type 3	Waveform 2	Completed	Yes
3	5510	FCC Radar Type 3	Waveform 3	Completed	Yes
4	5510	FCC Radar Type 3	Waveform 4	Completed	Yes
5	5510	FCC Radar Type 3	Waveform 5	Completed	Yes
6	5510	FCC Radar Type 3	Waveform 6	Completed	Yes
7	5510	FCC Radar Type 3	Waveform 7	Completed	Yes
8	5510	FCC Radar Type 3	Waveform 8	Completed	Yes
9	5510	FCC Radar Type 3	Waveform 9	Completed	Yes
10	5510	FCC Radar Type 3	Waveform 10	Completed	Yes
11	5510	FCC Radar Type 3	Waveform 11	Completed	Yes
12	5510	FCC Radar Type 3	Waveform 12	Completed	Yes
13	5510	FCC Radar Type 3	Waveform 13	Completed	Yes
14	5510	FCC Radar Type 3	Waveform 14	Completed	Yes
15	5510	FCC Radar Type 3	Waveform 15	Completed	Yes
16	5510	FCC Radar Type 3	Waveform 16	Completed	Yes
17	5510	FCC Radar Type 3	Waveform 17	Completed	Yes
18	5510	FCC Radar Type 3	Waveform 18	Completed	Yes
19	5510	FCC Radar Type 3	Waveform 19	Completed	Yes
20	5510	FCC Radar Type 3	Waveform 20	Completed	Yes
21	5510	FCC Radar Type 3	Waveform 21	Completed	Yes
22	5510	FCC Radar Type 3	Waveform 22	Completed	Yes
23	5510	FCC Radar Type 3	Waveform 23	Completed	Yes
24	5510	FCC Radar Type 3	Waveform 24	Completed	Yes
25	5510	FCC Radar Type 3	Waveform 25	Completed	Yes
26	5510	FCC Radar Type 3	Waveform 26	Completed	Yes
27	5510	FCC Radar Type 3	Waveform 27	Completed	Yes
28	5510	FCC Radar Type 3	Waveform 28	Completed	Yes
29	5510	FCC Radar Type 3	Waveform 29	Completed	Yes
30	5510	FCC Radar Type 3	Waveform 30	Completed	Yes
Detection Probability Rate %: 100.000					



Test Result-5510MHz – 40MHz Bandwidth

Trials	Frequency (MHz)	Radar Type	Waveform Type	Status	Result
1	5510	FCC Radar Type 4	Waveform 1	Completed	Yes
2	5510	FCC Radar Type 4	Waveform 2	Completed	Yes
3	5510	FCC Radar Type 4	Waveform 3	Completed	Yes
4	5510	FCC Radar Type 4	Waveform 4	Completed	Yes
5	5510	FCC Radar Type 4	Waveform 5	Completed	Yes
6	5510	FCC Radar Type 4	Waveform 6	Completed	Yes
7	5510	FCC Radar Type 4	Waveform 7	Completed	Yes
8	5510	FCC Radar Type 4	Waveform 8	Completed	Yes
9	5510	FCC Radar Type 4	Waveform 9	Completed	Yes
10	5510	FCC Radar Type 4	Waveform 10	Completed	Yes
11	5510	FCC Radar Type 4	Waveform 11	Completed	Yes
12	5510	FCC Radar Type 4	Waveform 12	Completed	Yes
13	5510	FCC Radar Type 4	Waveform 13	Completed	Yes
14	5510	FCC Radar Type 4	Waveform 14	Completed	Yes
15	5510	FCC Radar Type 4	Waveform 15	Completed	Yes
16	5510	FCC Radar Type 4	Waveform 16	Completed	Yes
17	5510	FCC Radar Type 4	Waveform 17	Completed	Yes
18	5510	FCC Radar Type 4	Waveform 18	Completed	Yes
19	5510	FCC Radar Type 4	Waveform 19	Completed	Yes
20	5510	FCC Radar Type 4	Waveform 20	Completed	Yes
21	5510	FCC Radar Type 4	Waveform 21	Completed	Yes
22	5510	FCC Radar Type 4	Waveform 22	Completed	Yes
23	5510	FCC Radar Type 4	Waveform 23	Completed	Yes
24	5510	FCC Radar Type 4	Waveform 24	Completed	Yes
25	5510	FCC Radar Type 4	Waveform 25	Completed	Yes
26	5510	FCC Radar Type 4	Waveform 26	Completed	Yes
27	5510	FCC Radar Type 4	Waveform 27	Completed	Yes
28	5510	FCC Radar Type 4	Waveform 28	Completed	Yes
29	5510	FCC Radar Type 4	Waveform 29	Completed	Yes
30	5510	FCC Radar Type 4	Waveform 30	Completed	Yes
Detection Probability Rate %: 100.000					

Test Result-5510MHz – 40MHz Bandwidth

Trials	Frequency (MHz)	Radar Type	Waveform Type	Status	Result
1	5510	FCC Radar Type 5	Waveform 1	Completed	Yes
2	5510	FCC Radar Type 5	Waveform 2	Completed	Yes
3	5510	FCC Radar Type 5	Waveform 3	Completed	Yes
4	5510	FCC Radar Type 5	Waveform 4	Completed	Yes
5	5510	FCC Radar Type 5	Waveform 5	Completed	Yes
6	5510	FCC Radar Type 5	Waveform 6	Completed	Yes
7	5510	FCC Radar Type 5	Waveform 7	Completed	Yes
8	5510	FCC Radar Type 5	Waveform 8	Completed	Yes
9	5510	FCC Radar Type 5	Waveform 9	Completed	Yes
10	5510	FCC Radar Type 5	Waveform 10	Completed	Yes
11	5510	FCC Radar Type 5	Waveform 11	Completed	Yes
12	5510	FCC Radar Type 5	Waveform 12	Completed	Yes
13	5510	FCC Radar Type 5	Waveform 13	Completed	Yes
14	5510	FCC Radar Type 5	Waveform 14	Completed	Yes
15	5510	FCC Radar Type 5	Waveform 15	Completed	Yes
16	5510	FCC Radar Type 5	Waveform 16	Completed	Yes
17	5510	FCC Radar Type 5	Waveform 17	Completed	Yes
18	5510	FCC Radar Type 5	Waveform 18	Completed	Yes
19	5510	FCC Radar Type 5	Waveform 19	Completed	Yes
20	5510	FCC Radar Type 5	Waveform 20	Completed	Yes
21	5510	FCC Radar Type 5	Waveform 21	Completed	Yes
22	5510	FCC Radar Type 5	Waveform 22	Completed	Yes
23	5510	FCC Radar Type 5	Waveform 23	Completed	Yes
24	5510	FCC Radar Type 5	Waveform 24	Completed	Yes
25	5510	FCC Radar Type 5	Waveform 25	Completed	Yes
26	5510	FCC Radar Type 5	Waveform 26	Completed	Yes
27	5510	FCC Radar Type 5	Waveform 27	Completed	Yes
28	5510	FCC Radar Type 5	Waveform 28	Completed	Yes
29	5510	FCC Radar Type 5	Waveform 29	Completed	Yes
30	5510	FCC Radar Type 5	Waveform 30	Completed	Yes
Detection Probability Rate %: 100.000					

Test Result-5510MHz – 40MHz Bandwidth

Trials	Frequency (MHz)	Radar Type	Waveform Type	Status	Result
1	5510	FCC Radar Type 6	Waveform 1	Completed	Yes
2	5510	FCC Radar Type 6	Waveform 2	Completed	Yes
3	5510	FCC Radar Type 6	Waveform 3	Completed	Yes
4	5510	FCC Radar Type 6	Waveform 4	Completed	Yes
5	5510	FCC Radar Type 6	Waveform 5	Completed	Yes
6	5510	FCC Radar Type 6	Waveform 6	Completed	Yes
7	5510	FCC Radar Type 6	Waveform 7	Completed	Yes
8	5510	FCC Radar Type 6	Waveform 8	Completed	Yes
9	5510	FCC Radar Type 6	Waveform 9	Completed	Yes
10	5510	FCC Radar Type 6	Waveform 10	Completed	Yes
11	5510	FCC Radar Type 6	Waveform 11	Completed	Yes
12	5510	FCC Radar Type 6	Waveform 12	Completed	Yes
13	5510	FCC Radar Type 6	Waveform 13	Completed	Yes
14	5510	FCC Radar Type 6	Waveform 14	Completed	Yes
15	5510	FCC Radar Type 6	Waveform 15	Completed	Yes
16	5510	FCC Radar Type 6	Waveform 16	Completed	Yes
17	5510	FCC Radar Type 6	Waveform 17	Completed	Yes
18	5510	FCC Radar Type 6	Waveform 18	Completed	Yes
19	5510	FCC Radar Type 6	Waveform 19	Completed	Yes
20	5510	FCC Radar Type 6	Waveform 20	Completed	Yes
21	5510	FCC Radar Type 6	Waveform 21	Completed	Yes
22	5510	FCC Radar Type 6	Waveform 22	Completed	Yes
23	5510	FCC Radar Type 6	Waveform 23	Completed	Yes
24	5510	FCC Radar Type 6	Waveform 24	Completed	Yes
25	5510	FCC Radar Type 6	Waveform 25	Completed	Yes
26	5510	FCC Radar Type 6	Waveform 26	Completed	Yes
27	5510	FCC Radar Type 6	Waveform 27	Completed	Yes
28	5510	FCC Radar Type 6	Waveform 28	Completed	Yes
29	5510	FCC Radar Type 6	Waveform 29	Completed	Yes
30	5510	FCC Radar Type 6	Waveform 30	Completed	Yes
Detection Probability Rate %: 100.000					

Test Result-5290MHz – 80MHz Bandwidth

Trials	Frequency (MHz)	Radar Type	Waveform Type	Status	Result
1	5290	FCC Radar Type 1	Waveform 1	Completed	Yes
2	5290	FCC Radar Type 1	Waveform 2	Completed	Yes
3	5290	FCC Radar Type 1	Waveform 3	Completed	Yes
4	5290	FCC Radar Type 1	Waveform 4	Completed	Yes
5	5290	FCC Radar Type 1	Waveform 5	Completed	Yes
6	5290	FCC Radar Type 1	Waveform 6	Completed	Yes
7	5290	FCC Radar Type 1	Waveform 7	Completed	Yes
8	5290	FCC Radar Type 1	Waveform 8	Completed	Yes
9	5290	FCC Radar Type 1	Waveform 9	Completed	Yes
10	5290	FCC Radar Type 1	Waveform 10	Completed	Yes
11	5290	FCC Radar Type 1	Waveform 11	Completed	Yes
12	5290	FCC Radar Type 1	Waveform 12	Completed	Yes
13	5290	FCC Radar Type 1	Waveform 13	Completed	Yes
14	5290	FCC Radar Type 1	Waveform 14	Completed	Yes
15	5290	FCC Radar Type 1	Waveform 15	Completed	Yes
16	5290	FCC Radar Type 1	Waveform 16	Completed	Yes
17	5290	FCC Radar Type 1	Waveform 17	Completed	Yes
18	5290	FCC Radar Type 1	Waveform 18	Completed	Yes
19	5290	FCC Radar Type 1	Waveform 19	Completed	Yes
20	5290	FCC Radar Type 1	Waveform 20	Completed	Yes
21	5290	FCC Radar Type 1	Waveform 21	Completed	Yes
22	5290	FCC Radar Type 1	Waveform 22	Completed	Yes
23	5290	FCC Radar Type 1	Waveform 23	Completed	Yes
24	5290	FCC Radar Type 1	Waveform 24	Completed	Yes
25	5290	FCC Radar Type 1	Waveform 25	Completed	Yes
26	5290	FCC Radar Type 1	Waveform 26	Completed	Yes
27	5290	FCC Radar Type 1	Waveform 27	Completed	Yes
28	5290	FCC Radar Type 1	Waveform 28	Completed	Yes
29	5290	FCC Radar Type 1	Waveform 29	Completed	Yes
30	5290	FCC Radar Type 1	Waveform 30	Completed	Yes

Detection Probability Rate %: 100.000

Test Result-5290MHz – 80MHz Bandwidth

Trials	Frequency (MHz)	Radar Type	Waveform Type	Status	Result
1	5290	FCC Radar Type 2	Waveform 1	Completed	Yes
2	5290	FCC Radar Type 2	Waveform 2	Completed	Yes
3	5290	FCC Radar Type 2	Waveform 3	Completed	Yes
4	5290	FCC Radar Type 2	Waveform 4	Completed	Yes
5	5290	FCC Radar Type 2	Waveform 5	Completed	Yes
6	5290	FCC Radar Type 2	Waveform 6	Completed	Yes
7	5290	FCC Radar Type 2	Waveform 7	Completed	Yes
8	5290	FCC Radar Type 2	Waveform 8	Completed	Yes
9	5290	FCC Radar Type 2	Waveform 9	Completed	Yes
10	5290	FCC Radar Type 2	Waveform 10	Completed	Yes
11	5290	FCC Radar Type 2	Waveform 11	Completed	Yes
12	5290	FCC Radar Type 2	Waveform 12	Completed	Yes
13	5290	FCC Radar Type 2	Waveform 13	Completed	Yes
14	5290	FCC Radar Type 2	Waveform 14	Completed	Yes
15	5290	FCC Radar Type 2	Waveform 15	Completed	Yes
16	5290	FCC Radar Type 2	Waveform 16	Completed	Yes
17	5290	FCC Radar Type 2	Waveform 17	Completed	Yes
18	5290	FCC Radar Type 2	Waveform 18	Completed	Yes
19	5290	FCC Radar Type 2	Waveform 19	Completed	Yes
20	5290	FCC Radar Type 2	Waveform 20	Completed	Yes
21	5290	FCC Radar Type 2	Waveform 21	Completed	Yes
22	5290	FCC Radar Type 2	Waveform 22	Completed	Yes
23	5290	FCC Radar Type 2	Waveform 23	Completed	Yes
24	5290	FCC Radar Type 2	Waveform 24	Completed	Yes
25	5290	FCC Radar Type 2	Waveform 25	Completed	Yes
26	5290	FCC Radar Type 2	Waveform 26	Completed	Yes
27	5290	FCC Radar Type 2	Waveform 27	Completed	Yes
28	5290	FCC Radar Type 2	Waveform 28	Completed	Yes
29	5290	FCC Radar Type 2	Waveform 29	Completed	Yes
30	5290	FCC Radar Type 2	Waveform 30	Completed	Yes
Detection Probability Rate %: 100.000					

Test Result-5290MHz – 80MHz Bandwidth

Trials	Frequency (MHz)	Radar Type	Waveform Type	Status	Result
1	5290	FCC Radar Type 3	Waveform 1	Completed	Yes
2	5290	FCC Radar Type 3	Waveform 2	Completed	Yes
3	5290	FCC Radar Type 3	Waveform 3	Completed	Yes
4	5290	FCC Radar Type 3	Waveform 4	Completed	Yes
5	5290	FCC Radar Type 3	Waveform 5	Completed	Yes
6	5290	FCC Radar Type 3	Waveform 6	Completed	Yes
7	5290	FCC Radar Type 3	Waveform 7	Completed	Yes
8	5290	FCC Radar Type 3	Waveform 8	Completed	Yes
9	5290	FCC Radar Type 3	Waveform 9	Completed	Yes
10	5290	FCC Radar Type 3	Waveform 10	Completed	Yes
11	5290	FCC Radar Type 3	Waveform 11	Completed	Yes
12	5290	FCC Radar Type 3	Waveform 12	Completed	Yes
13	5290	FCC Radar Type 3	Waveform 13	Completed	Yes
14	5290	FCC Radar Type 3	Waveform 14	Completed	Yes
15	5290	FCC Radar Type 3	Waveform 15	Completed	Yes
16	5290	FCC Radar Type 3	Waveform 16	Completed	Yes
17	5290	FCC Radar Type 3	Waveform 17	Completed	Yes
18	5290	FCC Radar Type 3	Waveform 18	Completed	Yes
19	5290	FCC Radar Type 3	Waveform 19	Completed	Yes
20	5290	FCC Radar Type 3	Waveform 20	Completed	Yes
21	5290	FCC Radar Type 3	Waveform 21	Completed	Yes
22	5290	FCC Radar Type 3	Waveform 22	Completed	Yes
23	5290	FCC Radar Type 3	Waveform 23	Completed	Yes
24	5290	FCC Radar Type 3	Waveform 24	Completed	Yes
25	5290	FCC Radar Type 3	Waveform 25	Completed	Yes
26	5290	FCC Radar Type 3	Waveform 26	Completed	Yes
27	5290	FCC Radar Type 3	Waveform 27	Completed	Yes
28	5290	FCC Radar Type 3	Waveform 28	Completed	Yes
29	5290	FCC Radar Type 3	Waveform 29	Completed	Yes
30	5290	FCC Radar Type 3	Waveform 30	Completed	Yes
Detection Probability Rate %: 100.000					

Test Result-5290MHz – 80MHz Bandwidth

Trials	Frequency (MHz)	Radar Type	Waveform Type	Status	Result
1	5290	FCC Radar Type 4	Waveform 1	Completed	Yes
2	5290	FCC Radar Type 4	Waveform 2	Completed	Yes
3	5290	FCC Radar Type 4	Waveform 3	Completed	Yes
4	5290	FCC Radar Type 4	Waveform 4	Completed	Yes
5	5290	FCC Radar Type 4	Waveform 5	Completed	Yes
6	5290	FCC Radar Type 4	Waveform 6	Completed	Yes
7	5290	FCC Radar Type 4	Waveform 7	Completed	Yes
8	5290	FCC Radar Type 4	Waveform 8	Completed	Yes
9	5290	FCC Radar Type 4	Waveform 9	Completed	Yes
10	5290	FCC Radar Type 4	Waveform 10	Completed	Yes
11	5290	FCC Radar Type 4	Waveform 11	Completed	Yes
12	5290	FCC Radar Type 4	Waveform 12	Completed	Yes
13	5290	FCC Radar Type 4	Waveform 13	Completed	Yes
14	5290	FCC Radar Type 4	Waveform 14	Completed	Yes
15	5290	FCC Radar Type 4	Waveform 15	Completed	Yes
16	5290	FCC Radar Type 4	Waveform 16	Completed	Yes
17	5290	FCC Radar Type 4	Waveform 17	Completed	Yes
18	5290	FCC Radar Type 4	Waveform 18	Completed	Yes
19	5290	FCC Radar Type 4	Waveform 19	Completed	Yes
20	5290	FCC Radar Type 4	Waveform 20	Completed	Yes
21	5290	FCC Radar Type 4	Waveform 21	Completed	Yes
22	5290	FCC Radar Type 4	Waveform 22	Completed	Yes
23	5290	FCC Radar Type 4	Waveform 23	Completed	Yes
24	5290	FCC Radar Type 4	Waveform 24	Completed	Yes
25	5290	FCC Radar Type 4	Waveform 25	Completed	Yes
26	5290	FCC Radar Type 4	Waveform 26	Completed	Yes
27	5290	FCC Radar Type 4	Waveform 27	Completed	Yes
28	5290	FCC Radar Type 4	Waveform 28	Completed	Yes
29	5290	FCC Radar Type 4	Waveform 29	Completed	Yes
30	5290	FCC Radar Type 4	Waveform 30	Completed	Yes
Detection Probability Rate %: 100.000					

Test Result-5290MHz – 80MHz Bandwidth

Trials	Frequency (MHz)	Radar Type	Waveform Type	Status	Result
1	5290	FCC Radar Type 5	Waveform 1	Completed	Yes
2	5290	FCC Radar Type 5	Waveform 2	Completed	Yes
3	5290	FCC Radar Type 5	Waveform 3	Completed	Yes
4	5290	FCC Radar Type 5	Waveform 4	Completed	Yes
5	5290	FCC Radar Type 5	Waveform 5	Completed	Yes
6	5290	FCC Radar Type 5	Waveform 6	Completed	Yes
7	5290	FCC Radar Type 5	Waveform 7	Completed	Yes
8	5290	FCC Radar Type 5	Waveform 8	Completed	Yes
9	5290	FCC Radar Type 5	Waveform 9	Completed	Yes
10	5290	FCC Radar Type 5	Waveform 10	Completed	Yes
11	5290	FCC Radar Type 5	Waveform 11	Completed	Yes
12	5290	FCC Radar Type 5	Waveform 12	Completed	Yes
13	5290	FCC Radar Type 5	Waveform 13	Completed	Yes
14	5290	FCC Radar Type 5	Waveform 14	Completed	Yes
15	5290	FCC Radar Type 5	Waveform 15	Completed	Yes
16	5290	FCC Radar Type 5	Waveform 16	Completed	No
17	5290	FCC Radar Type 5	Waveform 17	Completed	Yes
18	5290	FCC Radar Type 5	Waveform 18	Completed	Yes
19	5290	FCC Radar Type 5	Waveform 19	Completed	Yes
20	5290	FCC Radar Type 5	Waveform 20	Completed	Yes
21	5290	FCC Radar Type 5	Waveform 21	Completed	Yes
22	5290	FCC Radar Type 5	Waveform 22	Completed	Yes
23	5290	FCC Radar Type 5	Waveform 23	Completed	Yes
24	5290	FCC Radar Type 5	Waveform 24	Completed	Yes
25	5290	FCC Radar Type 5	Waveform 25	Completed	Yes
26	5290	FCC Radar Type 5	Waveform 26	Completed	Yes
27	5290	FCC Radar Type 5	Waveform 27	Completed	Yes
28	5290	FCC Radar Type 5	Waveform 28	Completed	Yes
29	5290	FCC Radar Type 5	Waveform 29	Completed	Yes
30	5290	FCC Radar Type 5	Waveform 30	Completed	Yes
Detection Probability Rate %: 100.000					



Test Result-5290MHz – 80MHz Bandwidth

Trials	Frequency (MHz)	Radar Type	Waveform Type	Status	Result
1	5290	FCC Radar Type 6	Waveform 1	Completed	Yes
2	5290	FCC Radar Type 6	Waveform 2	Completed	Yes
3	5290	FCC Radar Type 6	Waveform 3	Completed	Yes
4	5290	FCC Radar Type 6	Waveform 4	Completed	Yes
5	5290	FCC Radar Type 6	Waveform 5	Completed	Yes
6	5290	FCC Radar Type 6	Waveform 6	Completed	Yes
7	5290	FCC Radar Type 6	Waveform 7	Completed	Yes
8	5290	FCC Radar Type 6	Waveform 8	Completed	Yes
9	5290	FCC Radar Type 6	Waveform 9	Completed	Yes
10	5290	FCC Radar Type 6	Waveform 10	Completed	Yes
11	5290	FCC Radar Type 6	Waveform 11	Completed	Yes
12	5290	FCC Radar Type 6	Waveform 12	Completed	Yes
13	5290	FCC Radar Type 6	Waveform 13	Completed	Yes
14	5290	FCC Radar Type 6	Waveform 14	Completed	Yes
15	5290	FCC Radar Type 6	Waveform 15	Completed	Yes
16	5290	FCC Radar Type 6	Waveform 16	Completed	Yes
17	5290	FCC Radar Type 6	Waveform 17	Completed	Yes
18	5290	FCC Radar Type 6	Waveform 18	Completed	Yes
19	5290	FCC Radar Type 6	Waveform 19	Completed	Yes
20	5290	FCC Radar Type 6	Waveform 20	Completed	Yes
21	5290	FCC Radar Type 6	Waveform 21	Completed	Yes
22	5290	FCC Radar Type 6	Waveform 22	Completed	Yes
23	5290	FCC Radar Type 6	Waveform 23	Completed	Yes
24	5290	FCC Radar Type 6	Waveform 24	Completed	Yes
25	5290	FCC Radar Type 6	Waveform 25	Completed	Yes
26	5290	FCC Radar Type 6	Waveform 26	Completed	Yes
27	5290	FCC Radar Type 6	Waveform 27	Completed	Yes
28	5290	FCC Radar Type 6	Waveform 28	Completed	Yes
29	5290	FCC Radar Type 6	Waveform 29	Completed	Yes
30	5290	FCC Radar Type 6	Waveform 30	Completed	Yes

Detection Probability Rate %: 100.000

Test Result-5530MHz – 80MHz Bandwidth

Trials	Frequency (MHz)	Radar Type	Waveform Type	Status	Result
1	5530	FCC Radar Type 1	Waveform 1	Completed	Yes
2	5530	FCC Radar Type 1	Waveform 2	Completed	Yes
3	5530	FCC Radar Type 1	Waveform 3	Completed	Yes
4	5530	FCC Radar Type 1	Waveform 4	Completed	Yes
5	5530	FCC Radar Type 1	Waveform 5	Completed	Yes
6	5530	FCC Radar Type 1	Waveform 6	Completed	Yes
7	5530	FCC Radar Type 1	Waveform 7	Completed	Yes
8	5530	FCC Radar Type 1	Waveform 8	Completed	Yes
9	5530	FCC Radar Type 1	Waveform 9	Completed	Yes
10	5530	FCC Radar Type 1	Waveform 10	Completed	Yes
11	5530	FCC Radar Type 1	Waveform 11	Completed	Yes
12	5530	FCC Radar Type 1	Waveform 12	Completed	Yes
13	5530	FCC Radar Type 1	Waveform 13	Completed	Yes
14	5530	FCC Radar Type 1	Waveform 14	Completed	Yes
15	5530	FCC Radar Type 1	Waveform 15	Completed	Yes
16	5530	FCC Radar Type 1	Waveform 16	Completed	Yes
17	5530	FCC Radar Type 1	Waveform 17	Completed	Yes
18	5530	FCC Radar Type 1	Waveform 18	Completed	Yes
19	5530	FCC Radar Type 1	Waveform 19	Completed	Yes
20	5530	FCC Radar Type 1	Waveform 20	Completed	Yes
21	5530	FCC Radar Type 1	Waveform 21	Completed	Yes
22	5530	FCC Radar Type 1	Waveform 22	Completed	Yes
23	5530	FCC Radar Type 1	Waveform 23	Completed	Yes
24	5530	FCC Radar Type 1	Waveform 24	Completed	Yes
25	5530	FCC Radar Type 1	Waveform 25	Completed	Yes
26	5530	FCC Radar Type 1	Waveform 26	Completed	Yes
27	5530	FCC Radar Type 1	Waveform 27	Completed	Yes
28	5530	FCC Radar Type 1	Waveform 28	Completed	Yes
29	5530	FCC Radar Type 1	Waveform 29	Completed	Yes
30	5530	FCC Radar Type 1	Waveform 30	Completed	Yes
Detection Probability Rate %: 100.000					

Test Result-5530MHz – 80MHz Bandwidth

Trials	Frequency (MHz)	Radar Type	Waveform Type	Status	Result
1	5530	FCC Radar Type 2	Waveform 1	Completed	Yes
2	5530	FCC Radar Type 2	Waveform 2	Completed	Yes
3	5530	FCC Radar Type 2	Waveform 3	Completed	Yes
4	5530	FCC Radar Type 2	Waveform 4	Completed	Yes
5	5530	FCC Radar Type 2	Waveform 5	Completed	Yes
6	5530	FCC Radar Type 2	Waveform 6	Completed	Yes
7	5530	FCC Radar Type 2	Waveform 7	Completed	Yes
8	5530	FCC Radar Type 2	Waveform 8	Completed	Yes
9	5530	FCC Radar Type 2	Waveform 9	Completed	Yes
10	5530	FCC Radar Type 2	Waveform 10	Completed	Yes
11	5530	FCC Radar Type 2	Waveform 11	Completed	Yes
12	5530	FCC Radar Type 2	Waveform 12	Completed	Yes
13	5530	FCC Radar Type 2	Waveform 13	Completed	Yes
14	5530	FCC Radar Type 2	Waveform 14	Completed	Yes
15	5530	FCC Radar Type 2	Waveform 15	Completed	Yes
16	5530	FCC Radar Type 2	Waveform 16	Completed	Yes
17	5530	FCC Radar Type 2	Waveform 17	Completed	Yes
18	5530	FCC Radar Type 2	Waveform 18	Completed	Yes
19	5530	FCC Radar Type 2	Waveform 19	Completed	Yes
20	5530	FCC Radar Type 2	Waveform 20	Completed	Yes
21	5530	FCC Radar Type 2	Waveform 21	Completed	Yes
22	5530	FCC Radar Type 2	Waveform 22	Completed	Yes
23	5530	FCC Radar Type 2	Waveform 23	Completed	Yes
24	5530	FCC Radar Type 2	Waveform 24	Completed	Yes
25	5530	FCC Radar Type 2	Waveform 25	Completed	Yes
26	5530	FCC Radar Type 2	Waveform 26	Completed	Yes
27	5530	FCC Radar Type 2	Waveform 27	Completed	Yes
28	5530	FCC Radar Type 2	Waveform 28	Completed	Yes
29	5530	FCC Radar Type 2	Waveform 29	Completed	Yes
30	5530	FCC Radar Type 2	Waveform 30	Completed	Yes
Detection Probability Rate %: 100.000					

Test Result-5530MHz – 80MHz Bandwidth

Trials	Frequency (MHz)	Radar Type	Waveform Type	Status	Result
1	5530	FCC Radar Type 3	Waveform 1	Completed	Yes
2	5530	FCC Radar Type 3	Waveform 2	Completed	Yes
3	5530	FCC Radar Type 3	Waveform 3	Completed	Yes
4	5530	FCC Radar Type 3	Waveform 4	Completed	Yes
5	5530	FCC Radar Type 3	Waveform 5	Completed	Yes
6	5530	FCC Radar Type 3	Waveform 6	Completed	Yes
7	5530	FCC Radar Type 3	Waveform 7	Completed	Yes
8	5530	FCC Radar Type 3	Waveform 8	Completed	Yes
9	5530	FCC Radar Type 3	Waveform 9	Completed	Yes
10	5530	FCC Radar Type 3	Waveform 10	Completed	Yes
11	5530	FCC Radar Type 3	Waveform 11	Completed	Yes
12	5530	FCC Radar Type 3	Waveform 12	Completed	Yes
13	5530	FCC Radar Type 3	Waveform 13	Completed	Yes
14	5530	FCC Radar Type 3	Waveform 14	Completed	Yes
15	5530	FCC Radar Type 3	Waveform 15	Completed	Yes
16	5530	FCC Radar Type 3	Waveform 16	Completed	Yes
17	5530	FCC Radar Type 3	Waveform 17	Completed	Yes
18	5530	FCC Radar Type 3	Waveform 18	Completed	Yes
19	5530	FCC Radar Type 3	Waveform 19	Completed	Yes
20	5530	FCC Radar Type 3	Waveform 20	Completed	Yes
21	5530	FCC Radar Type 3	Waveform 21	Completed	Yes
22	5530	FCC Radar Type 3	Waveform 22	Completed	Yes
23	5530	FCC Radar Type 3	Waveform 23	Completed	Yes
24	5530	FCC Radar Type 3	Waveform 24	Completed	Yes
25	5530	FCC Radar Type 3	Waveform 25	Completed	Yes
26	5530	FCC Radar Type 3	Waveform 26	Completed	Yes
27	5530	FCC Radar Type 3	Waveform 27	Completed	Yes
28	5530	FCC Radar Type 3	Waveform 28	Completed	Yes
29	5530	FCC Radar Type 3	Waveform 29	Completed	Yes
30	5530	FCC Radar Type 3	Waveform 30	Completed	Yes
Detection Probability Rate %: 100.000					

Test Result-5530MHz – 80MHz Bandwidth

Trials	Frequency (MHz)	Radar Type	Waveform Type	Status	Result
1	5530	FCC Radar Type 4	Waveform 1	Completed	Yes
2	5530	FCC Radar Type 4	Waveform 2	Completed	Yes
3	5530	FCC Radar Type 4	Waveform 3	Completed	Yes
4	5530	FCC Radar Type 4	Waveform 4	Completed	Yes
5	5530	FCC Radar Type 4	Waveform 5	Completed	Yes
6	5530	FCC Radar Type 4	Waveform 6	Completed	Yes
7	5530	FCC Radar Type 4	Waveform 7	Completed	Yes
8	5530	FCC Radar Type 4	Waveform 8	Completed	Yes
9	5530	FCC Radar Type 4	Waveform 9	Completed	Yes
10	5530	FCC Radar Type 4	Waveform 10	Completed	Yes
11	5530	FCC Radar Type 4	Waveform 11	Completed	Yes
12	5530	FCC Radar Type 4	Waveform 12	Completed	Yes
13	5530	FCC Radar Type 4	Waveform 13	Completed	Yes
14	5530	FCC Radar Type 4	Waveform 14	Completed	Yes
15	5530	FCC Radar Type 4	Waveform 15	Completed	Yes
16	5530	FCC Radar Type 4	Waveform 16	Completed	Yes
17	5530	FCC Radar Type 4	Waveform 17	Completed	Yes
18	5530	FCC Radar Type 4	Waveform 18	Completed	Yes
19	5530	FCC Radar Type 4	Waveform 19	Completed	Yes
20	5530	FCC Radar Type 4	Waveform 20	Completed	Yes
21	5530	FCC Radar Type 4	Waveform 21	Completed	Yes
22	5530	FCC Radar Type 4	Waveform 22	Completed	Yes
23	5530	FCC Radar Type 4	Waveform 23	Completed	Yes
24	5530	FCC Radar Type 4	Waveform 24	Completed	Yes
25	5530	FCC Radar Type 4	Waveform 25	Completed	Yes
26	5530	FCC Radar Type 4	Waveform 26	Completed	Yes
27	5530	FCC Radar Type 4	Waveform 27	Completed	Yes
28	5530	FCC Radar Type 4	Waveform 28	Completed	Yes
29	5530	FCC Radar Type 4	Waveform 29	Completed	Yes
30	5530	FCC Radar Type 4	Waveform 30	Completed	Yes

Detection Probability Rate %: 100.000

Test Result-5530MHz – 80MHz Bandwidth

Trials	Frequency (MHz)	Radar Type	Waveform Type	Status	Result
1	5530	FCC Radar Type 5	Waveform 1	Completed	Yes
2	5530	FCC Radar Type 5	Waveform 2	Completed	Yes
3	5530	FCC Radar Type 5	Waveform 3	Completed	Yes
4	5530	FCC Radar Type 5	Waveform 4	Completed	Yes
5	5530	FCC Radar Type 5	Waveform 5	Completed	Yes
6	5530	FCC Radar Type 5	Waveform 6	Completed	Yes
7	5530	FCC Radar Type 5	Waveform 7	Completed	Yes
8	5530	FCC Radar Type 5	Waveform 8	Completed	Yes
9	5530	FCC Radar Type 5	Waveform 9	Completed	Yes
10	5530	FCC Radar Type 5	Waveform 10	Completed	Yes
11	5530	FCC Radar Type 5	Waveform 11	Completed	Yes
12	5530	FCC Radar Type 5	Waveform 12	Completed	Yes
13	5530	FCC Radar Type 5	Waveform 13	Completed	Yes
14	5530	FCC Radar Type 5	Waveform 14	Completed	Yes
15	5530	FCC Radar Type 5	Waveform 15	Completed	Yes
16	5530	FCC Radar Type 5	Waveform 16	Completed	Yes
17	5530	FCC Radar Type 5	Waveform 17	Completed	Yes
18	5530	FCC Radar Type 5	Waveform 18	Completed	Yes
19	5530	FCC Radar Type 5	Waveform 19	Completed	Yes
20	5530	FCC Radar Type 5	Waveform 20	Completed	Yes
21	5530	FCC Radar Type 5	Waveform 21	Completed	Yes
22	5530	FCC Radar Type 5	Waveform 22	Completed	Yes
23	5530	FCC Radar Type 5	Waveform 23	Completed	Yes
24	5530	FCC Radar Type 5	Waveform 24	Completed	Yes
25	5530	FCC Radar Type 5	Waveform 25	Completed	Yes
26	5530	FCC Radar Type 5	Waveform 26	Completed	Yes
27	5530	FCC Radar Type 5	Waveform 27	Completed	Yes
28	5530	FCC Radar Type 5	Waveform 28	Completed	Yes
29	5530	FCC Radar Type 5	Waveform 29	Completed	Yes
30	5530	FCC Radar Type 5	Waveform 30	Completed	Yes
Detection Probability Rate %: 100.000					

Test Result-5530MHz – 80MHz Bandwidth

Trials	Frequency (MHz)	Radar Type	Waveform Type	Status	Result
1	5530	FCC Radar Type 6	Waveform 1	Completed	Yes
2	5530	FCC Radar Type 6	Waveform 2	Completed	Yes
3	5530	FCC Radar Type 6	Waveform 3	Completed	Yes
4	5530	FCC Radar Type 6	Waveform 4	Completed	Yes
5	5530	FCC Radar Type 6	Waveform 5	Completed	Yes
6	5530	FCC Radar Type 6	Waveform 6	Completed	Yes
7	5530	FCC Radar Type 6	Waveform 7	Completed	Yes
8	5530	FCC Radar Type 6	Waveform 8	Completed	Yes
9	5530	FCC Radar Type 6	Waveform 9	Completed	Yes
10	5530	FCC Radar Type 6	Waveform 10	Completed	Yes
11	5530	FCC Radar Type 6	Waveform 11	Completed	Yes
12	5530	FCC Radar Type 6	Waveform 12	Completed	Yes
13	5530	FCC Radar Type 6	Waveform 13	Completed	Yes
14	5530	FCC Radar Type 6	Waveform 14	Completed	Yes
15	5530	FCC Radar Type 6	Waveform 15	Completed	Yes
16	5530	FCC Radar Type 6	Waveform 16	Completed	Yes
17	5530	FCC Radar Type 6	Waveform 17	Completed	Yes
18	5530	FCC Radar Type 6	Waveform 18	Completed	Yes
19	5530	FCC Radar Type 6	Waveform 19	Completed	Yes
20	5530	FCC Radar Type 6	Waveform 20	Completed	Yes
21	5530	FCC Radar Type 6	Waveform 21	Completed	Yes
22	5530	FCC Radar Type 6	Waveform 22	Completed	Yes
23	5530	FCC Radar Type 6	Waveform 23	Completed	Yes
24	5530	FCC Radar Type 6	Waveform 24	Completed	Yes
25	5530	FCC Radar Type 6	Waveform 25	Completed	Yes
26	5530	FCC Radar Type 6	Waveform 26	Completed	Yes
27	5530	FCC Radar Type 6	Waveform 27	Completed	Yes
28	5530	FCC Radar Type 6	Waveform 28	Completed	Yes
29	5530	FCC Radar Type 6	Waveform 29	Completed	Yes
30	5530	FCC Radar Type 6	Waveform 30	Completed	Yes

Detection Probability Rate %: 100.000

## Annex A. TEST INSTRUMENT

Instrument	Model	Serial #	Cal Date	Cal Cycle	Cal Due	In use
<b>Conducted RF Measurement</b>						
Agilent Signal Analyzer	N9010A	MY50210206	8/13/2014	1 Year	8/13/2015	<input checked="" type="checkbox"/>
Dual Channels Arbitrary Waveform Generator (Tabor Electronics Ltd)	WWW-1072	207593	8/7/2014	1 Year	8/7/2015	<input checked="" type="checkbox"/>
Synthesized Signal Generator (Agilent/HP)	HP8665B	3744A01304	8/11/2014	1 Year	8/11/2015	<input checked="" type="checkbox"/>
Splitter/Combiner (Mini-Circuit)	ZFSC-2-9G+	N/A	N/A	1 Year	N/A	<input checked="" type="checkbox"/>
Splitter/Combiner (Mini-Circuit)	ZFSC-2-9G+	N/A	N/A	1 Year	N/A	<input checked="" type="checkbox"/>
Agilent Signal Generator	MXG N5182A	MY47071065	05/13/2014	1 Year	05/13/2015	<input checked="" type="checkbox"/>



## Annex B. Radar Type 5 waveform characteristic

### Waveform 1

Burst #	Burst Interval(s)	Number of Pulses	Pulse Width (us)	Pulse Spacing(us)	Pulse Start (s)	Chirp Width (MHZ)
1	0.0 - 1.5	2	60	1728	0.51	20
2	1.5 - 3.0	3	76	1076, 1580	2.55	10
3	3.0 - 4.5	3	72	1872, 1208	3.96	20
4	4.5 - 6.0	2	76	1860	5.655	10
5	6.0 - 7.5	3	100	1400, 1860	6.825	20
6	7.5 - 9.0	1	52	/	7.89	10
7	9.0 - 10.5	3	92	1460, 1720	9.735	20
8	10.5 - 12.0	3	64	1704, 1240	10.98	10

### Waveform 2

Burst #	Burst Interval(s)	Number of Pulses	Pulse Width (us)	Pulse Spacing(us)	Pulse Start (s)	Chirp Width (MHZ)
1	0.0 - 1.5	1	96	/	0.315	20
2	1.5 - 3.0	2	56	1784	1.68	10
3	3.0 - 4.5	3	100	1204, 1064	3.675	20
4	4.5 - 6.0	1	72	/	4.905	10
5	6.0 - 7.5	1	92	/	6.75	20
6	7.5 - 9.0	3	68	1060, 1808	7.71	10
7	9.0 - 10.5	3	72	1824, 1700	9.45	20
8	10.5 - 12.0	1	64	/	11.355	10

### Waveform 3

Burst #	Burst Interval(s)	Number of Pulses	Pulse Width (us)	Pulse Spacing(us)	Pulse Start (s)	Chirp Width (MHZ)
1	0.0 - 1.5	1	76	/	0.705	20
2	1.5 - 3.0	2	88	1964	2.505	10
3	3.0 - 4.5	1	100	/	3.375	20
4	4.5 - 6.0	1	60	/	5.19	10
5	6.0 - 7.5	1	64	/	6.585	20
6	7.5 - 9.0	1	56	/	7.905	10
7	9.0 - 10.5	1	100	/	9.75	20
8	10.5 - 12.0	3	96	1256, 1104	11.04	10

Waveform 4

Burst #	Burst Interval(s)	Number of Pulses	Pulse Width (us)	Pulse Spacing(us)	Pulse Start (s)	Chirp Width (MHZ)
1	0.0 - 1.5	1	52	/	0.645	20
2	1.5 - 3.0	3	56	1836, 1788	1.845	10
3	3.0 - 4.5	2	52	1416	3.66	20
4	4.5 - 6.0	2	56	1812	5.52	10
5	6.0 - 7.5	1	80	/	6.6	20
6	7.5 - 9.0	3	92	1928, 1036	8.58	10
7	9.0 - 10.5	2	84	2000	9.24	20
8	10.5 - 12.0	2	88	1036	11.115	10

Waveform 5

Burst #	Burst Interval(s)	Number of Pulses	Pulse Width (us)	Pulse Spacing(us)	Pulse Start (s)	Chirp Width (MHZ)
1	0.0 - 1.5	2	56	1952	0.435	20
2	1.5 - 3.0	1	60	/	2.04	10
3	3.0 - 4.5	2	92	1064	3.99	20
4	4.5 - 6.0	2	64	1540	4.875	10
5	6.0 - 7.5	1	72	/	6.525	20
6	7.5 - 9.0	2	76	1692	7.785	10
7	9.0 - 10.5	3	80	1900, 1072	9.465	20
8	10.5 - 12.0	2	76	1136	10.74	10

Waveform 6

Burst #	Burst Interval(s)	Number of Pulses	Pulse Width (us)	Pulse Spacing(us)	Pulse Start (s)	Chirp Width (MHZ)
1	0.0 - 1.2	3	56	1484, 1292	0.252	20
2	1.2 - 2.4	3	68	1028, 1424	1.764	10
3	2.4 - 3.6	1	56	/	3.252	20
4	3.6 - 4.8	2	64	1956	3.9	10
5	4.8 - 6.0	2	100	1004	5.088	20
6	6.0 - 7.2	3	88	1368, 1652	6.672	10
7	7.2 - 8.4	3	52	1208, 1656	7.836	20
8	8.4 - 9.6	1	96	/	8.832	10
9	9.6 - 10.8	2	84	1288	9.972	20
10	10.8 - 12.0	1	100	/	11.16	10

**Waveform 7**

Burst #	Burst Interval(s)	Number of Pulses	Pulse Width (us)	Pulse Spacing(us)	Pulse Start (s)	Chirp Width (MHZ)
1	0.0 - 1.2	3	80	1656, 1788	0.852	20
2	1.2 - 2.4	1	96	/	1.404	10
3	2.4 - 3.6	1	84	/	3.108	20
4	3.6 - 4.8	3	56	1728, 1768	4.536	10
5	4.8 - 6.0	3	76	1596, 1656	5.496	20
6	6.0 - 7.2	3	64	1232, 1696	6.36	10
7	7.2 - 8.4	2	92	1924	7.848	20
8	8.4 - 9.6	1	96	/	8.544	10
9	9.6 - 10.8	1	60	/	9.78	20
10	10.8 - 12.0	1	76	/	10.992	10

**Waveform 8**

Burst #	Burst Interval(s)	Number of Pulses	Pulse Width (us)	Pulse Spacing(us)	Pulse Start (s)	Chirp Width (MHZ)
1	0.0 - 1.2	3	96	1940, 1260	0.636	20
2	1.2 - 2.4	1	72	/	1.368	10
3	2.4 - 3.6	3	60	1820, 1556	3.276	20
4	3.6 - 4.8	2	92	1416	3.72	10
5	4.8 - 6.0	3	96	1480, 1604	5.496	20
6	6.0 - 7.2	1	56	/	6.528	10
7	7.2 - 8.4	1	68	/	7.764	20
8	8.4 - 9.6	1	64	/	8.772	10
9	9.6 - 10.8	2	88	1232	10.08	20
10	10.8 - 12.0	2	76	1396	11.124	10

**Waveform 9**

Burst #	Burst Interval(s)	Number of Pulses	Pulse Width (us)	Pulse Spacing (us)	Pulse Start (s)	Chirp Width (MHZ)
1	0.0 - 1.2	1	76	/	0.588	20
2	1.2 - 2.4	1	56	/	1.86	10
3	2.4 - 3.6	3	92	1860, 1084	3.3	20
4	3.6 - 4.8	1	96	/	4.236	10
5	4.8 - 6.0	3	92	1432, 1860	5.28	20
6	6.0 - 7.2	1	100	/	6.264	10
7	7.2 - 8.4	3	64	1544, 1368	8.064	20
8	8.4 - 9.6	2	72	1248	8.724	10
9	9.6 - 10.8	1	76	/	9.828	20
10	10.8 - 12.0	3	84	1136, 1992	11.568	10

Waveform 10

Burst #	Burst Interval(s)	Number of Pulses	Pulse Width (us)	Pulse Spacing(us)	Pulse Start (s)	Chirp Width (MHZ)
1	0.0 - 1.2	1	68	/	0.576	20
2	1.2 - 2.4	1	84	/	1.44	10
3	2.4 - 3.6	3	64	1620, 1340	2.928	20
4	3.6 - 4.8	2	72	1552	4.2	10
5	4.8 - 6.0	3	64	1608, 1880	5.388	20
6	6.0 - 7.2	2	60	1672	6.192	10
7	7.2 - 8.4	3	52	1080, 1344	8.04	20
8	8.4 - 9.6	3	76	1828, 1868	8.568	10
9	9.6 - 10.8	2	56	1032	10.08	20
10	10.8 - 12.0	3	64	1728, 1256	11.088	10

Waveform 11

Burst #	Burst Interval(s)	Number of Pulses	Pulse Width (us)	Pulse Spacing(us)	Pulse Start (s)	Chirp Width (MHZ)
1	1	3	72	1440, 1968	0.14	20
2	2	1	64	/	1.42	10
3	3	2	60	1924	2.79	20
4	4	3	88	1188, 1956	3.17	10
5	5	3	52	1380, 1472	4.75	20
6	6	1	64	/	5.57	10
7	7	2	68	1856	6.76	20
8	8	1	100	/	7.59	10
9	9	1	72	/	8.7	20
10	10	3	60	1328, 1160	9.24	10
11	11	3	80	1740, 1248	10.72	20
12	12	2	88	1448	11.28	10

Waveform 12

Burst #	Burst Interval(s)	Number of Pulses	Pulse Width (us)	Pulse Spacing(us)	Pulse Start (s)	Chirp Width (MHZ)
1	1	1	100	/	0.61	20
2	2	3	92	1680, 1104	1.2	10
3	3	1	88	/	2.46	20
4	4	3	80	1628, 1052	3.22	10
5	5	2	68	1356	4.5	20
6	6	2	80	1532	5.15	10
7	7	1	52	/	6.33	20
8	8	2	60	1828	7.57	10
9	9	2	72	1492	8.74	20
10	10	2	80	1096	9.21	10
11	11	1	88	/	10.62	20
12	12	3	100	1744, 1860	11.65	10

**Waveform13**

Burst #	Burst Interval(s)	Number of Pulses	Pulse Width (us)	Pulse Spacing(us)	Pulse Start (s)	Chirp Width (MHZ)
1	1	3	84	1576, 1216	0.72	20
2	2	1	92	/	1.27	10
3	3	3	52	1356, 1236	2.68	20
4	4	3	80	1096, 1252	3.79	10
5	5	2	52	1224	4.7	20
6	6	3	76	1532, 1684	5.47	10
7	7	1	60	/	6.16	20
8	8	1	56	/	7.1	10
9	9	2	100	1572	8.44	20
10	10	1	72	/	9.41	10
11	11	2	80	1004	10.61	20
12	12	1	84	/	11.21	10

**Waveform 14**

Burst #	Burst Interval(s)	Number of Pulses	Pulse Width (us)	Pulse Spacing(us)	Pulse Start (s)	Chirp Width (MHZ)
1	1	1	80	/	0.48	20
2	2	1	92	/	1.66	10
3	3	1	88	/	2.51	20
4	4	2	96	1372	3.29	10
5	5	1	84	/	4.27	20
6	6	2	64	1396	5.28	10
7	7	2	80	1572	6.79	20
8	8	2	68	1932	7.21	10
9	9	1	60	/	8.11	20
10	10	1	68	/	9.15	10
11	11	1	84	/	10.2	20
12	12	3	100	1328, 1812	11.33	10

**Waveform 15**

Burst #	Burst Interval(s)	Number of Pulses	Pulse Width (us)	Pulse Spacing(us)	Pulse Start (s)	Chirp Width (MHZ)
1	1	1	80	/	0.71	20
2	2	3	96	1508, 1240	1.38	10
3	3	2	60	1072	2.7	20
4	4	2	64	1812	3.5	10
5	5	2	60	1672	4.57	20
6	6	2	92	1412	5.23	10
7	7	1	56	/	6.29	20
8	8	3	96	1812, 1336	7.3	10
9	9	2	88	1584	8.15	20
10	10	2	72	1700	9.49	10
11	11	1	76	/	10.37	20
12	12	2	68	1060	11.52	10

Waveform 16

Burst #	Burst Interval(s)	Number of Pulses	Pulse Width (us)	Pulse Spacing(us)	Pulse Start (s)	Chirp Width (MHZ)
1	0.00 - 0.80	3	92	1244, 1572	0.496	20
2	0.80 - 1.60	1	80	/	1.232	10
3	1.60 - 2.40	3	84	1432, 1632	1.688	20
4	2.40 - 3.20	3	60	1448, 1972	2.816	10
5	3.20 - 4.00	3	92	1080, 1184	3.32	20
6	4.00 - 4.80	3	96	1160, 1228	4.28	10
7	4.80 - 5.60	3	60	1036, 1736	4.936	20
8	5.60 - 6.40	2	56	1172	6.008	10
9	6.40 - 7.20	1	52	/	6.6	20
10	7.20 - 8.00	2	76	1980	7.512	10
11	8.00 - 8.80	3	80	1280, 1588	8.224	20
12	8.80 - 9.60	2	68	1664	9.008	10
13	9.60 - 10.40	2	92	1676	10.168	20
14	10.40 - 11.20	2	84	1332	10.728	10
15	11.20 - 12.00	2	60	1684	11.496	20

Waveform 17

Burst #	Burst Interval(s)	Number of Pulses	Pulse Width (us)	Pulse Spacing(us)	Pulse Start (s)	Chirp Width (MHZ)
1	0.00 - 0.80	1	72	/	0.632	20
2	0.80 - 1.60	3	92	1884, 1104	1.424	10
3	1.60 - 2.40	1	84	/	2.08	20
4	2.40 - 3.20	2	60	1912	2.912	10
5	3.20 - 4.00	3	72	1584, 1492	3.608	20
6	4.00 - 4.80	3	60	1588, 1752	4.272	10
7	4.80 - 5.60	2	64	1780	5.168	20
8	5.60 - 6.40	3	76	1588, 1744	5.808	10
9	6.40 - 7.20	1	56	/	6.888	20
10	7.20 - 8.00	2	76	1940	7.512	10
11	8.00 - 8.80	2	92	1444	8.592	20
12	8.80 - 9.60	3	60	1988, 1864	9.4	10
13	9.60 - 10.40	1	100	/	9.864	20
14	10.40 - 11.20	3	84	1284, 1748	10.728	10
15	11.20 - 12.00	2	100	1900	11.752	20

Waveform 18

Burst #	Burst Interval(s)	Number of Pulses	Pulse Width (us)	Pulse Spacing(us)	Pulse Start (s)	Chirp Width (MHZ)
1	0.00 - 0.80	1	56	/	0.504	20
2	0.80 - 1.60	3	76	1116, 1584	1.208	10
3	1.60 - 2.40	1	80	/	1.72	20
4	2.40 - 3.20	1	100	/	2.664	10
5	3.20 - 4.00	3	84	1264, 1140	3.568	20
6	4.00 - 4.80	1	72	/	4.544	10
7	4.80 - 5.60	3	56	1872, 1108	4.944	20
8	5.60 - 6.40	3	60	1320, 1920	6.208	10
9	6.40 - 7.20	2	76	1756	6.744	20
10	7.20 - 8.00	3	60	1596, 1400	7.776	10
11	8.00 - 8.80	1	56	/	8.36	20
12	8.80 - 9.60	3	88	1356, 1840	9.336	10
13	9.60 - 10.40	2	64	1712	9.896	20
14	10.40 - 11.20	1	100	/	10.984	10
15	11.20 - 12.00	3	76	1028, 1688	11.76	20

Waveform 19

Burst #	Burst Interval(s)	Number of Pulses	Pulse Width (us)	Pulse Spacing(us)	Pulse Start (s)	Chirp Width (MHZ)
1	0.00 - 0.80	1	84	/	0.408	20
2	0.80 - 1.60	3	64	1780, 1296	1.304	10
3	1.60 - 2.40	3	68	1400, 1292	1.824	20
4	2.40 - 3.20	1	92	/	2.944	10
5	3.20 - 4.00	1	64	/	3.352	20
6	4.00 - 4.80	2	56	1264	4.232	10
7	4.80 - 5.60	1	72	/	4.92	20
8	5.60 - 6.40	2	76	1460	5.992	10
9	6.40 - 7.20	1	84	/	6.528	20
10	7.20 - 8.00	2	68	1188	7.44	10
11	8.00 - 8.80	3	72	1576, 1536	8.456	20
12	8.80 - 9.60	2	64	1056	8.968	10
13	9.60 - 10.40	1	100	/	9.808	20
14	10.40 - 11.20	2	52	1092	10.616	10
15	11.20 - 12.00	3	68	1936, 1464	11.528	20

**Waveform 20**

Burst #	Burst Interval(s)	Number of Pulses	Pulse Width (us)	Pulse Spacing(us)	Pulse Start (s)	Chirp Width (MHZ)
1	0.00 - 0.80	1	88	/	0.2	20
2	0.80 - 1.60	1	68	/	1.376	10
3	1.60 - 2.40	2	88	1496	1.92	20
4	2.40 - 3.20	1	64	/	2.608	10
5	3.20 - 4.00	3	84	1768, 1184	3.584	20
6	4.00 - 4.80	3	52	1620, 1552	4.568	10
7	4.80 - 5.60	3	80	1908, 1884	5.432	20
8	5.60 - 6.40	3	92	1728, 1684	6.032	10
9	6.40 - 7.20	3	60	1536, 1496	6.928	20
10	7.20 - 8.00	3	76	1776, 1580	7.304	10
11	8.00 - 8.80	1	80	/	8.36	20
12	8.80 - 9.60	3	56	1020, 1292	9.072	10
13	9.60 - 10.40	2	60	1380	9.712	20
14	10.40 - 11.20	3	96	1324, 1664	10.992	10
15	11.20 - 12.00	2	72	1896	11.416	20

**Waveform 21**

Burst #	Burst Interval(s)	Number of Pulses	Pulse Width (us)	Pulse Spacing(us)	Pulse Start (s)	Chirp Width (MHZ)
1	0.00 - 0.75	3	52	1384, 1180	0.3225	20
2	0.75 - 1.50	2	60	1096	1.2525	10
3	1.50 - 2.25	3	72	1520, 1716	1.755	20
4	2.25 - 3.00	1	60	/	2.4675	10
5	3.00 - 3.75	2	56	1292	3.5475	20
6	3.75 - 4.50	2	64	1704	4.23	10
7	4.50 - 5.25	2	84	1708	4.9575	20
8	5.25 - 6.00	3	56	1008, 1624	5.565	10
9	6.00 - 6.75	3	80	1468, 1056	6.5325	20
10	6.75 - 7.50	2	88	1160	7.1325	10
11	7.50 - 8.25	3	56	1216, 1852	7.6575	20
12	8.25 - 9.00	1	52	/	8.37	10
13	9.00 - 9.75	1	80	/	9.45	20
14	9.75 - 10.50	3	60	1020, 1996	9.99	10
15	10.50 - 11.25	3	88	1960, 1620	10.6125	20
16	11.25 - 12.00	3	92	1760, 1496	11.46	10



**Waveform 22**

Burst #	Burst Interval(s)	Number of Pulses	Pulse Width (us)	Pulse Spacing(us)	Pulse Start (s)	Chirp Width (MHZ)
1	0.00 - 0.75	3	56	1704, 1692	0.3825	20
2	0.75 - 1.50	1	100	/	1.335	10
3	1.50 - 2.25	2	92	1068	2.025	20
4	2.25 - 3.00	2	84	1844	2.715	10
5	3.00 - 3.75	2	68	1896	3.0975	20
6	3.75 - 4.50	2	100	1656	3.8775	10
7	4.50 - 5.25	2	60	1960	5.0175	20
8	5.25 - 6.00	1	88	/	5.73	10
9	6.00 - 6.75	1	84	/	6.3975	20
10	6.75 - 7.50	3	56	1784, 1692	7.0125	10
11	7.50 - 8.25	3	52	1784, 1648	7.83	20
12	8.25 - 9.00	1	60	/	8.655	10
13	9.00 - 9.75	3	80	1460, 1564	9.195	20
14	9.75 - 10.50	2	68	1604	10.0875	10
15	10.50 - 11.25	1	76	/	10.77	20
16	11.25 - 12.00	2	96	1276	11.415	10

**Waveform 23**

Burst #	Burst Interval(s)	Number of Pulses	Pulse Width (us)	Pulse Spacing(us)	Pulse Start (s)	Chirp Width (MHZ)
1	0.00 - 0.75	3	52	1240, 1024	0.2025	20
2	0.75 - 1.50	2	100	1632	0.825	10
3	1.50 - 2.25	3	76	1112, 1156	1.6725	20
4	2.25 - 3.00	2	56	1808	2.43	10
5	3.00 - 3.75	1	64	/	3.585	20
6	3.75 - 4.50	3	68	1960, 1672	4.3425	10
7	4.50 - 5.25	2	52	1700	4.7625	20
8	5.25 - 6.00	1	100	/	5.385	10
9	6.00 - 6.75	3	60	1084, 1112	6.42	20
10	6.75 - 7.50	3	64	1972, 1164	7.0875	10
11	7.50 - 8.25	3	92	1752, 1168	7.845	20
12	8.25 - 9.00	3	80	1448, 1432	8.775	10
13	9.00 - 9.75	2	88	1744	9.39	20
14	9.75 - 10.50	2	92	1548	10.125	10
15	10.50 - 11.25	2	80	1812	11.0625	20
16	11.25 - 12.00	2	52	1508	11.3475	10

**Waveform 24**

Burst #	Burst Interval(s)	Number of Pulses	Pulse Width (us)	Pulse Spacing(us)	Pulse Start (s)	Chirp Width (MHZ)
1	0.00 - 0.75	2	56	1404	0.2775	20
2	0.75 - 1.50	3	64	1964, 1024	1.1625	10
3	1.50 - 2.25	3	84	1708, 1640	2.0475	20
4	2.25 - 3.00	2	88	1128	2.79	10
5	3.00 - 3.75	1	100	/	3.0825	20
6	3.75 - 4.50	1	60	/	3.885	10
7	4.50 - 5.25	2	96	1436	5.07	20
8	5.25 - 6.00	1	68	/	5.64	10
9	6.00 - 6.75	3	72	1496, 1800	6.3375	20
10	6.75 - 7.50	1	100	/	6.975	10
11	7.50 - 8.25	2	68	1752	8.0025	20
12	8.25 - 9.00	1	84	/	8.6025	10
13	9.00 - 9.75	1	72	/	9.3225	20
14	9.75 - 10.50	2	88	1552	10.215	10
15	10.50 - 11.25	3	52	1884, 1864	10.9425	20
16	11.25 - 12.00	3	60	1776, 1700	11.34	10

**Waveform 25**

Burst #	Burst Interval(s)	Number of Pulses	Pulse Width (us)	Pulse Spacing(us)	Pulse Start (s)	Chirp Width (MHZ)
1	0.00 - 0.75	1	88	/	0.105	20
2	0.75 - 1.50	1	96	/	1.0125	10
3	1.50 - 2.25	1	60	/	2.055	20
4	2.25 - 3.00	1	80	/	2.5875	10
5	3.00 - 3.75	3	76	1344, 1716	3.2475	20
6	3.75 - 4.50	2	64	1560	4.3275	10
7	4.50 - 5.25	2	84	1964	4.935	20
8	5.25 - 6.00	3	60	1760, 1532	5.7225	10
9	6.00 - 6.75	2	80	1432	6.375	20
10	6.75 - 7.50	1	96	/	7.1925	10
11	7.50 - 8.25	3	60	1904, 1676	7.6125	20
12	8.25 - 9.00	1	80	/	8.535	10
13	9.00 - 9.75	2	68	1724	9.465	20
14	9.75 - 10.50	3	76	1936, 1648	10.2	10
15	10.50 - 11.25	2	88	1728	10.92	20
16	11.25 - 12.00	3	84	1908, 1144	11.64	10

**Waveform 26**

Burst #	Burst Interval(s)	Number of Pulses	Pulse Width (us)	Pulse Spacing(us)	Pulse Start (s)	Chirp Width (MHZ)
1	0.00 - 0.60	1	96	/	0.36	20
2	0.60 - 1.20	3	80	1072, 1772	0.84	10
3	1.20 - 1.80	1	88	/	1.392	20
4	1.80 - 2.40	1	100	/	2.202	10
5	2.40 - 3.00	2	56	1692	2.718	20
6	3.00 - 3.60	3	84	1572, 1816	3.084	10
7	3.60 - 4.20	1	60	/	3.678	20
8	4.20 - 4.80	1	92	/	4.674	10
9	4.80 - 5.40	3	52	1628, 1704	5.13	20
10	5.40 - 6.00	3	84	1200, 1716	5.466	10
11	6.00 - 6.60	2	80	1580	6.432	20
12	6.60 - 7.20	3	68	1552, 1236	6.66	10
13	7.20 - 7.80	1	60	/	7.482	20
14	7.80 - 8.40	3	88	1192, 1516	8.094	10
15	8.40 - 9.00	3	56	1372, 1284	8.598	20
16	9.00 - 9.60	3	88	1824, 1280	9.354	10
17	9.60 - 10.20	1	60	/	10.014	20
18	10.20 - 10.80	3	84	1644, 1420	10.272	10
19	10.80 - 11.40	3	72	1348, 1724	11.226	20
20	11.40 - 12.00	1	88	/	11.742	10

**Waveform 27**

Burst #	Burst Interval(s)	Number of Pulses	Pulse Width (us)	Pulse Spacing(us)	Pulse Start (s)	Chirp Width (MHZ)
1	0.00 - 0.60	2	56	1976	0.192	20
2	0.60 - 1.20	2	100	1968	0.78	10
3	1.20 - 1.80	3	60	1892, 1628	1.476	20
4	1.80 - 2.40	3	64	1752, 1328	2.268	10
5	2.40 - 3.00	2	92	1664	2.484	20
6	3.00 - 3.60	2	84	1236	3.234	10
7	3.60 - 4.20	1	64	/	3.858	20
8	4.20 - 4.80	2	80	1280	4.572	10
9	4.80 - 5.40	3	76	1588, 1452	4.92	20
10	5.40 - 6.00	1	64	/	5.688	10
11	6.00 - 6.60	3	80	1464, 1924	6.204	20
12	6.60 - 7.20	1	76	/	6.996	10
13	7.20 - 7.80	1	72	/	7.65	20
14	7.80 - 8.40	1	60	/	8.01	10
15	8.40 - 9.00	2	76	1320	8.694	20
16	9.00 - 9.60	2	100	1684	9.408	10
17	9.60 - 10.20	2	56	1656	9.822	20
18	10.20 - 10.80	3	80	1064, 1868	10.374	10
19	10.80 - 11.40	1	60	/	10.866	20
20	11.40 - 12.00	3	88	1124, 1952	11.718	10

Waveform 28

Burst #	Burst Interval(s)	Number of Pulses	Pulse Width (us)	Pulse Spacing(us)	Pulse Start (s)	Chirp Width (MHZ)
1	0.00 - 0.60	2	68	1484	0.306	20
2	0.60 - 1.20	1	88	/	0.834	10
3	1.20 - 1.80	2	92	1832	1.398	20
4	1.80 - 2.40	2	72	1160	2.076	10
5	2.40 - 3.00	1	68	/	2.472	20
6	3.00 - 3.60	3	72	1320, 1844	3.18	10
7	3.60 - 4.20	1	92	/	3.768	20
8	4.20 - 4.80	2	72	1384	4.668	10
9	4.80 - 5.40	1	100	/	5.274	20
10	5.40 - 6.00	1	92	/	5.802	10
11	6.00 - 6.60	1	96	/	6.252	20
12	6.60 - 7.20	3	92	1364, 1348	6.732	10
13	7.20 - 7.80	3	72	1596, 1464	7.464	20
14	7.80 - 8.40	1	60	/	7.878	10
15	8.40 - 9.00	3	64	1444, 1224	8.508	20
16	9.00 - 9.60	1	100	/	9.438	10
17	9.60 - 10.20	3	72	1712, 1152	9.93	20
18	10.20 - 10.80	1	88	/	10.584	10
19	10.80 - 11.40	2	68	1368	11.022	20
20	11.40 - 12.00	1	88	/	11.544	10

















Waveform29








Burst #	Burst Interval(s)	Number of Pulses	Pulse Width (us)	Pulse Spacing(us)	Pulse Start (s)	Chirp Width (MHZ)
1	0.00 - 0.60	1	72	/	0.348	20
2	0.60 - 1.20	1	92	/	1.068	10
3	1.20 - 1.80	2	60	1624	1.41	20
4	1.80 - 2.40	2	100	1336	2.082	10
5	2.40 - 3.00	3	72	1924, 1172	2.67	20
6	3.00 - 3.60	3	88	1488, 1396	3.438	10
7	3.60 - 4.20	1	76	/	4.008	20
8	4.20 - 4.80	1	72	/	4.674	10
9	4.80 - 5.40	2	92	1864	5.1	20
10	5.40 - 6.00	2	64	1748	5.604	10
11	6.00 - 6.60	2	84	1356	6.198	20
12	6.60 - 7.20	1	68	/	6.996	10
13	7.20 - 7.80	3	96	1236, 1988	7.542	20
14	7.80 - 8.40	3	56	1328, 1864	8.034	10
15	8.40 - 9.00	3	76	1160, 1264	8.538	20
16	9.00 - 9.60	2	96	1224	9.18	10
17	9.60 - 10.20	3	84	1136, 1364	10.002	20
18	10.20 - 10.80	1	56	/	10.302	10
19	10.80 - 11.40	2	64	1388	11.124	20
20	11.40 - 12.00	1	88	/	11.628	10

Waveform 30

Burst #	Burst Interval(s)	Number of Pulses	Pulse Width (us)	Pulse Spacing(us)	Pulse Start (s)	Chirp Width (MHZ)
1	0.00 - 0.60	2	52	1352	0.12	20
2	0.60 - 1.20	1	100	/	0.876	10
3	1.20 - 1.80	1	96	/	1.314	20
4	1.80 - 2.40	3	60	1220, 1504	1.974	10
5	2.40 - 3.00	1	92	/	2.46	20
6	3.00 - 3.60	2	100	1100	3.45	10
7	3.60 - 4.20	1	88	/	3.99	20
8	4.20 - 4.80	1	68	/	4.428	10
9	4.80 - 5.40	2	72	1396	5.154	20
10	5.40 - 6.00	3	92	1240, 1216	5.67	10
11	6.00 - 6.60	1	72	/	6.21	20
12	6.60 - 7.20	1	92	/	6.858	10
13	7.20 - 7.80	2	96	1896	7.602	20
14	7.80 - 8.40	2	68	1552	7.926	10
15	8.40 - 9.00	1	64	/	8.838	20
16	9.00 - 9.60	1	60	/	9.396	10
17	9.60 - 10.20	3	72	1996, 1516	9.978	20
18	10.20 - 10.80	2	68	1992	10.518	10
19	10.80 - 11.40	3	60	1448, 1792	11.148	20
20	11.40 - 12.00	2	68	1156	11.736	10

## Annex C. SIEMIC Accreditation

Accreditations	Document	Scope / Remark
ISO 17025 (A2LA)		Please see the documents for the detailed scope
ISO Guide 65 (A2LA)		Please see the documents for the detailed scope
TCB Designation		<a href="#">A1</a> , <a href="#">A2</a> , <a href="#">A3</a> , <a href="#">A4</a> , <a href="#">B1</a> , <a href="#">B2</a> , <a href="#">B3</a> , <a href="#">B4</a> , C
FCC DoC Accreditation		FCC Declaration of Conformity Accreditation
FCC Site Registration		3 meter site
FCC Site Registration		10 meter site
IC Site Registration		3 meter site
IC Site Registration		10 meter site
EU NB		<b>Radio &amp; Telecommunications Terminal Equipment:</b> EN45001 – EN ISO/IEC 17025
		<b>Electromagnetic Compatibility:</b> EN45001 – EN ISO/IEC 17025
Singapore iDA CB(Certification Body)	 	<a href="#">Phase I</a> , <a href="#">Phase II</a>
Vietnam MIC CAB Accreditation		Please see the document for the detailed scope
Hong Kong OFCA		<b>(Phase II)</b> OFCA Foreign Certification Body for Radio and Telecom
		<b>(Phase I)</b> Conformity Assessment Body for Radio and Telecom
Industry Canada CAB		<b>Radio:</b> Scope A – All Radio Standard Specification in Category I
		<b>Telecom:</b> CS-03 Part I, II, V, VI, VII, VIII

Japan Recognized Certification Body Designation		<p><b>Radio:</b> A1. Terminal equipment for purpose of calling</p> <p><b>Telecom:</b> B1. Specified radio equipment specified in Article 38-2, Paragraph 1, Item 1 of the Radio Law</p>
Korea CAB Accreditation		<p><b>EMI:</b> KCC Notice 2008-39, RRL Notice 2008-3: CA Procedures for EMI KN22: Test Method for EMI</p> <p><b>EMS:</b> KCC Notice 2008-38, RRL Notice 2008-4: CA Procedures for EMS KN24, KN61000-4-2, -4-3, -4-4, -4-5, -4-6, -4-8, -4-11: Test Method for EMS</p>
		<p><b>Radio:</b> RRL Notice 2008-26, RRL Notice 2008-2, RRL Notice 2008-10, RRL Notice 2007-49, RRL Notice 2007-20, RRL Notice 2007-21, RRL Notice 2007-80, RRL Notice 2004-68</p> <p><b>Telecom:</b> President Notice 20664, RRL Notice 2007-30, RRL Notice 2008-7 with attachments 1, 3, 5, 6; President Notice 20664, RRL Notice 2008-7 with attachment 4</p>
Taiwan NCC CAB Recognition		LP0002, PSTN01, ADSL01, ID0002, IS6100, CNS14336, PLMN07, PLMN01, PLMN08
Taiwan BSMI CAB Recognition		CNS 13438
Japan VCCI		<p>R-3083: Radiation 3 meter site</p> <p>C-3421: Main Ports Conducted Interference Measurement</p> <p>T-1597: Telecommunication Ports Conducted Interference Measurement</p>
Australia CAB Recognition		<p><b>EMC:</b> AS/NZS CISPR 11, AS/NZS CISPR 14.1, AS/NZS CISPR22, AS/NZS 61000.6.3, AS/NZS 61000.6.4</p>
		<p><b>Radio communications:</b> AS/NZS 4281, AS/NZS 4268, AS/NZS 4280.1, AS/NZS 4280.2, AS/NZS 4295, AS/NZS 4582, AS/NZS 4583, AS/NZS 4769.1, AS/NZS 4769.2, AS/NZS 4770, AS/NZS 4771</p>
		<p><b>Telecommunications:</b> AS/ACIF S002:05, AS/ACIF S003:06, AS/ACIF S004:06 AS/ACIF S006:01, AS/ACIF S016:01, AS/ACIF S031:01, AS/ACIF S038:01, AS/ACIF S040:01, AS/ACIF S041:05, AS/ACIF S043.2:06, AS/ACIF S60950.1</p>
Australia NATA Recognition		AS/ACIF S002, AS/ACIF S003, AS/ACIF S004, AS/ACIF S006, AS/ACIF S016, AS/ACIF S031, AS/ACIF S038, AS/ACIF S040, AS/ACIF S041, AS/ACIF S043.2