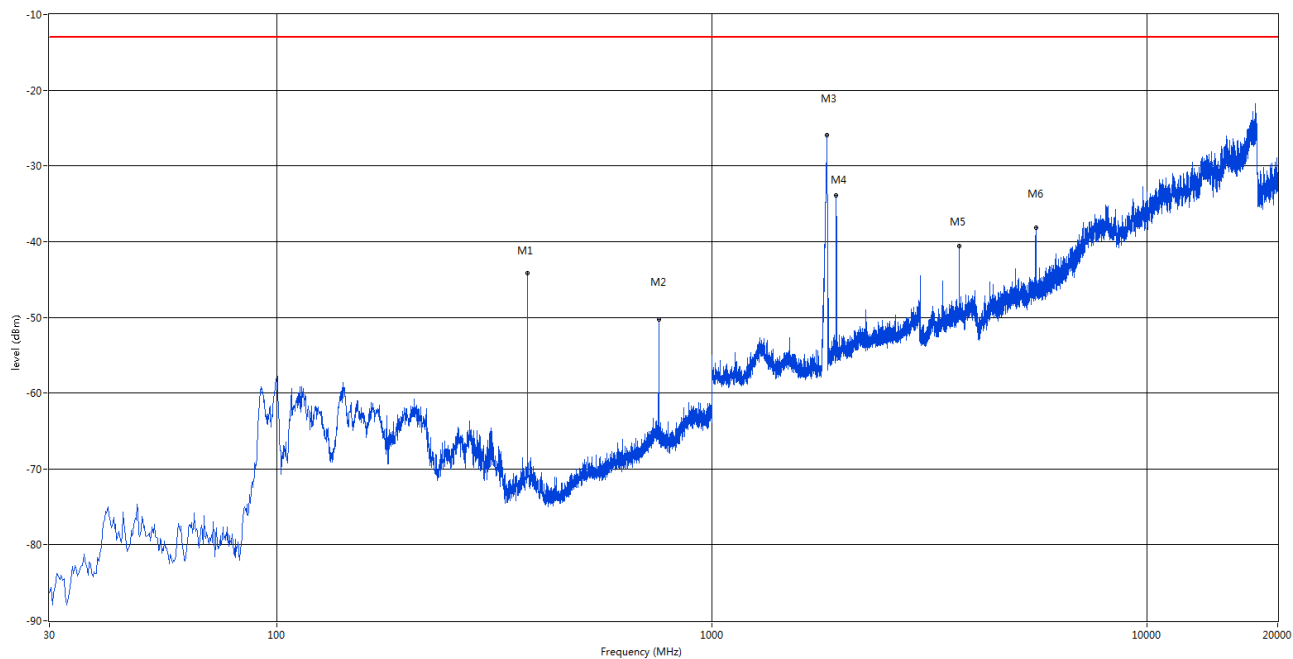
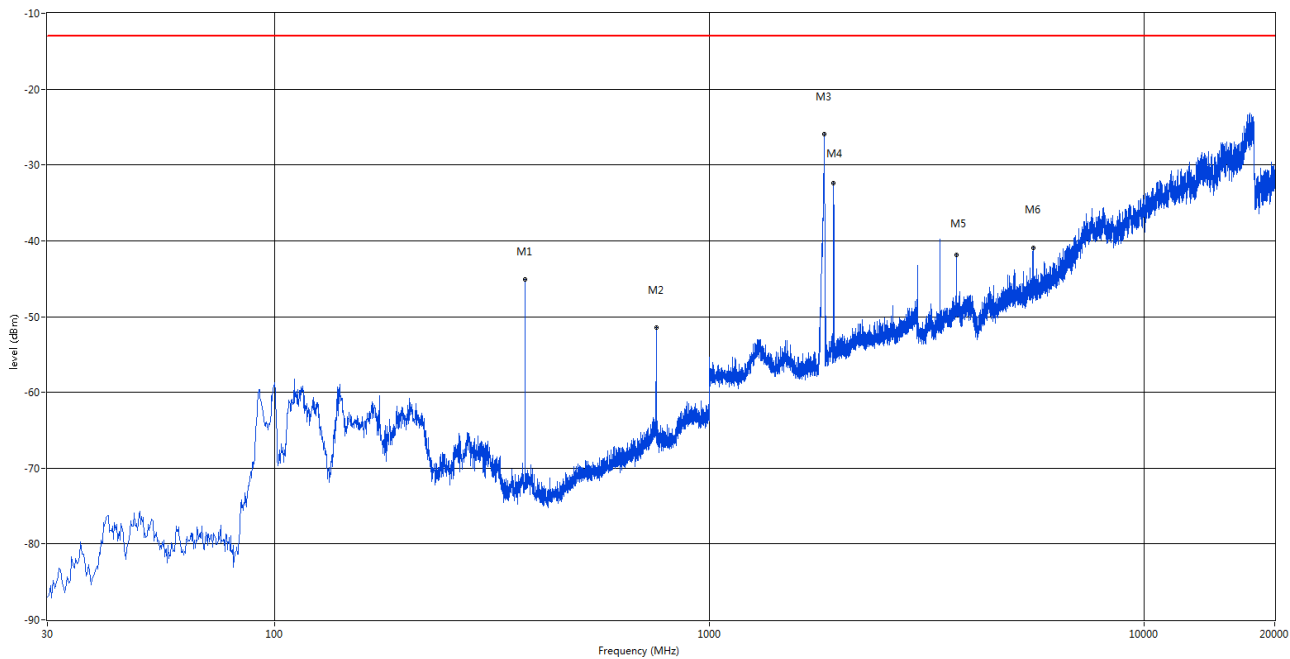


## A.7 Field Strength of Spurious Radiation

## 1.1. WCDMA B2 CH9262

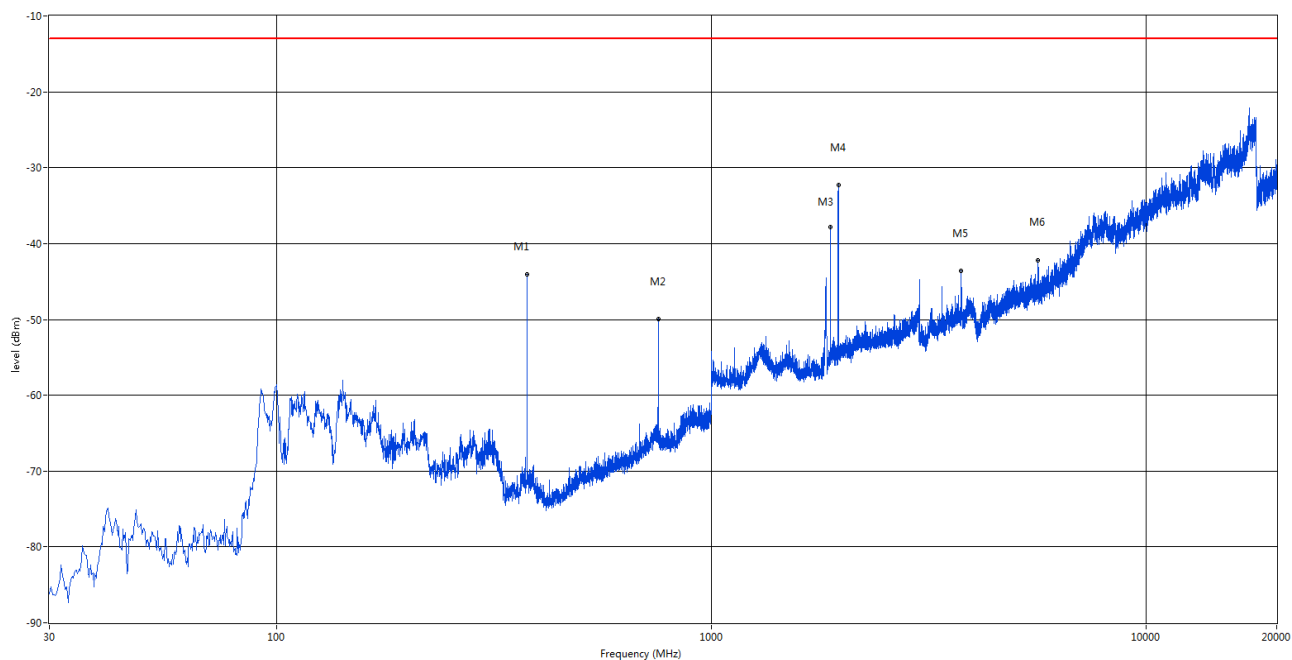


Frequency (MHz)	Result (dBm)	Factor (dB)	PK Limit (dBm)	Margin (dB)	Table (o)	ANT	EUT	Verdict
377.502	-44.12	-4.22	-13.0	31.12	0.00	Horizontal	Horizontal	Pass
754.833	-50.23	4.33	-13.0	37.23	293.00	Horizontal	Horizontal	Pass
1839.500	-25.91	0.30	-13.0	12.91	205.00	Horizontal	Horizontal	N/A
1933.500	-33.86	0.18	-13.0	20.86	252.00	Horizontal	Horizontal	N/A
3708.000	-40.60	9.48	-13.0	27.60	263.00	Horizontal	Horizontal	Pass
5557.000	-38.08	12.97	-13.0	25.08	94.00	Horizontal	Horizontal	Pass

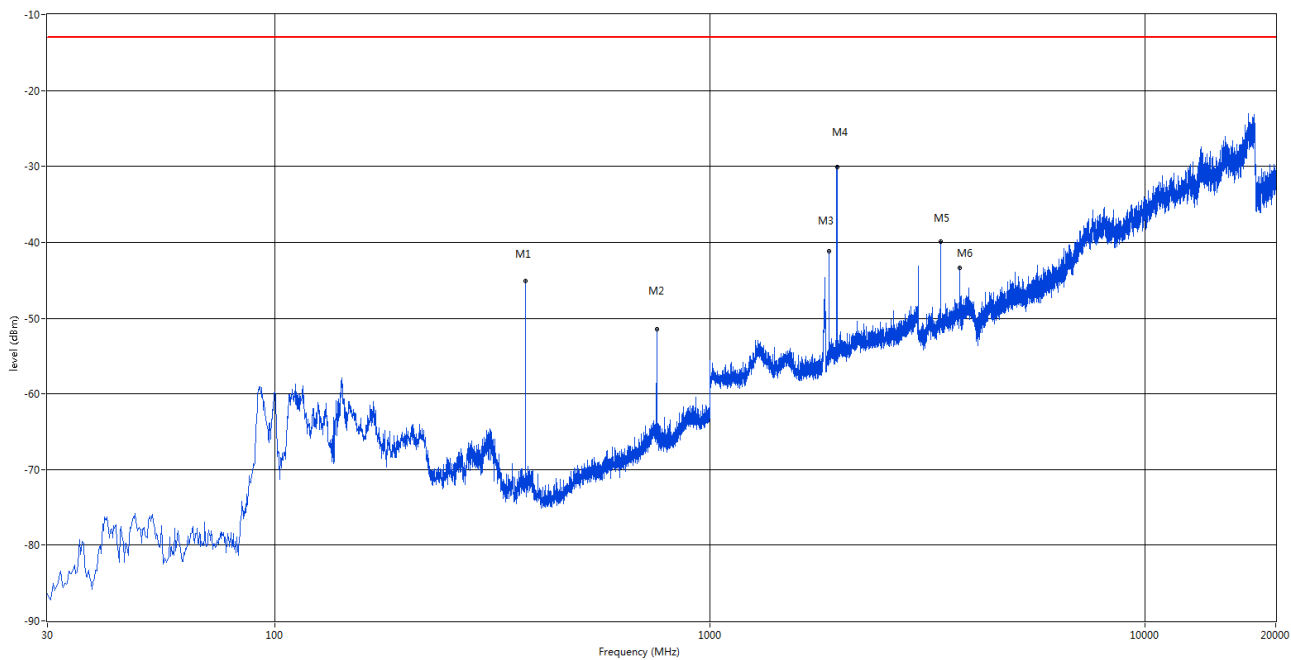


Frequency (MHz)	Result (dBm)	Factor (dB)	PK Limit (dBm)	Margin (dB)	Table (o)	ANT	EUT	Verdict
377.260	-45.06	-4.22	-13.0	32.06	0.00	Horizontal	Vertical	Pass
754.833	-51.38	4.33	-13.0	38.38	155.00	Horizontal	Vertical	Pass
1840.500	-25.93	0.55	-13.0	12.93	236.00	Horizontal	Vertical	N/A
1932.500	-32.38	0.25	-13.0	19.38	182.00	Horizontal	Vertical	N/A
3703.000	-41.78	9.65	-13.0	28.78	340.00	Horizontal	Vertical	Pass
5561.000	-40.89	12.69	-13.0	27.89	86.00	Horizontal	Vertical	Pass

## 1.2. WCDMA B2 CH9400

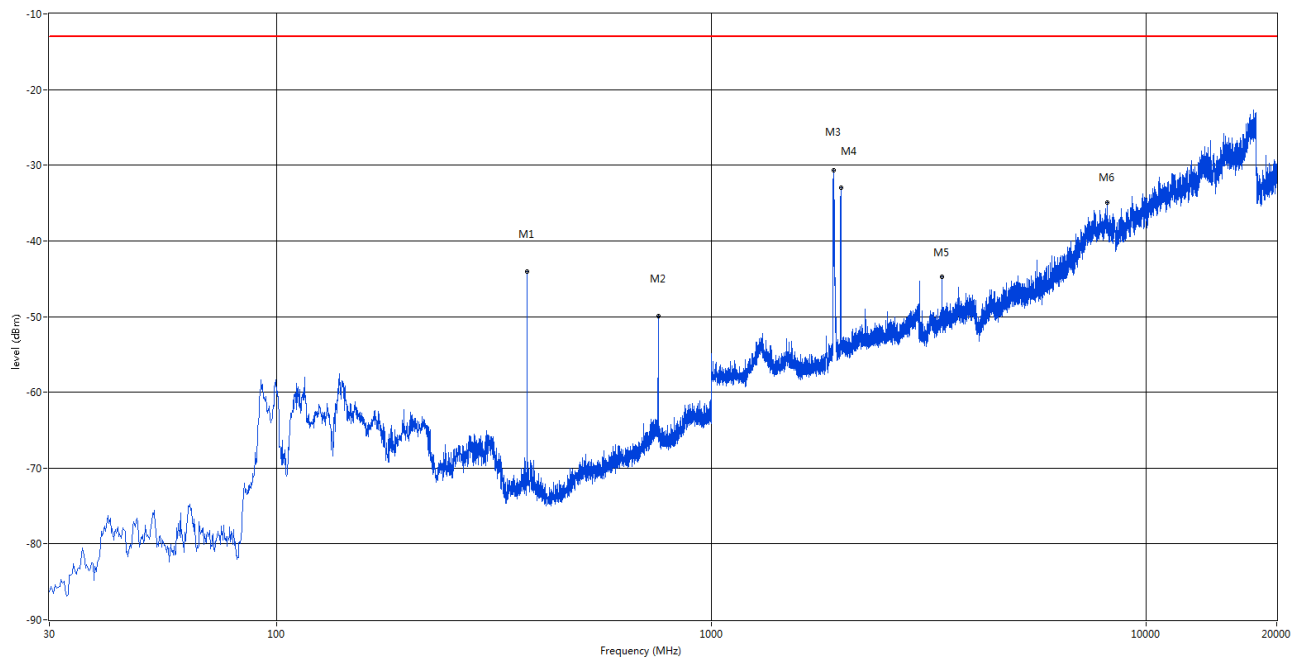


Frequency (MHz)	Result (dBm)	Factor (dB)	PK Limit (dBm)	Margin (dB)	Table (o)	ANT	EUT	Verdict
377.502	-44.03	-4.22	-13.0	31.03	0.00	Horizontal	Horizontal	Pass
754.833	-49.93	4.33	-13.0	36.93	313.00	Horizontal	Horizontal	Pass
1879.000	-37.73	1.40	-13.0	24.73	47.00	Horizontal	Horizontal	N/A
1960.000	-32.21	1.19	-13.0	19.21	40.00	Horizontal	Horizontal	N/A
3763.000	-43.54	8.86	-13.0	30.54	274.00	Horizontal	Horizontal	Pass
5636.000	-42.16	12.50	-13.0	29.16	205.00	Horizontal	Horizontal	Pass

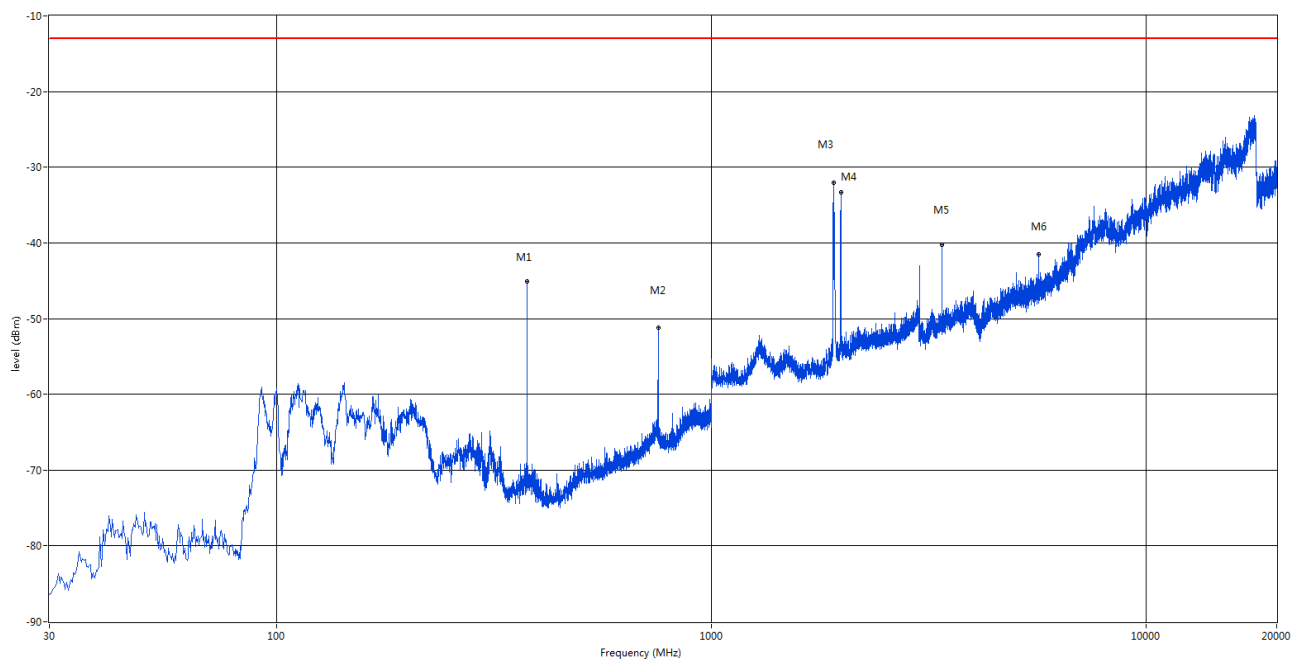


Frequency (MHz)	Result (dBm)	Factor (dB)	PK Limit (dBm)	Margin (dB)	Table (o)	ANT	EUT	Verdict
377.260	-45.03	-4.22	-13.0	32.03	7.00	Horizontal	Vertical	Pass
754.590	-51.38	4.35	-13.0	38.38	159.00	Horizontal	Vertical	Pass
1878.500	-41.11	1.39	-13.0	28.11	186.00	Horizontal	Vertical	N/A
1960.000	-30.01	1.19	-13.0	17.01	178.00	Horizontal	Vertical	N/A
3396.000	-39.91	8.79	-13.0	26.91	159.00	Horizontal	Vertical	Pass
3762.000	-43.28	8.79	-13.0	30.28	350.00	Horizontal	Vertical	Pass

### 1.3.WCDMA B2 CH9538

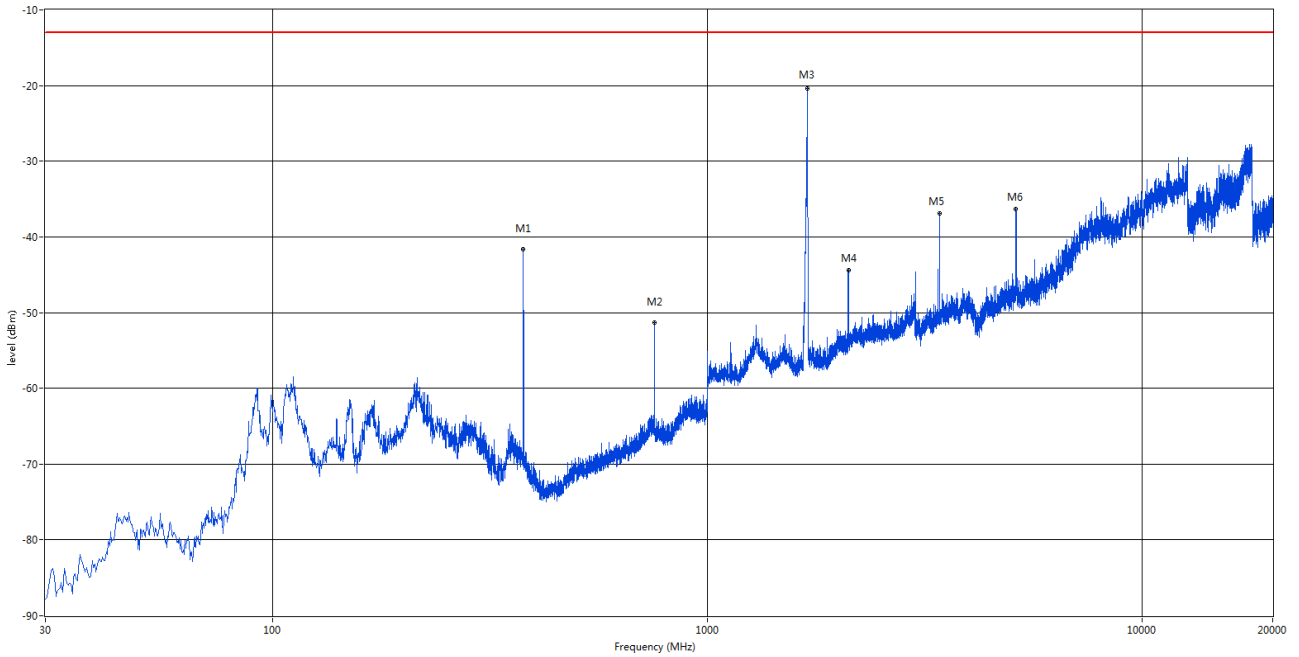


Frequency (MHz)	Result (dBm)	Factor (dB)	PK Limit (dBm)	Margin (dB)	Table (o)	ANT	EUT	Verdict
377.260	-44.04	-4.22	-13.0	31.04	1.00	Horizontal	Horizontal	Pass
754.833	-49.92	4.33	-13.0	36.92	313.00	Horizontal	Horizontal	Pass
1915.500	-30.59	2.40	-13.0	17.59	40.00	Horizontal	Horizontal	N/A
1986.000	-32.88	1.35	-13.0	19.88	178.00	Horizontal	Horizontal	N/A
3396.000	-44.74	8.79	-13.0	31.74	97.00	Horizontal	Horizontal	Pass
8138.500	-34.90	18.82	-13.0	21.90	286.00	Horizontal	Horizontal	Pass



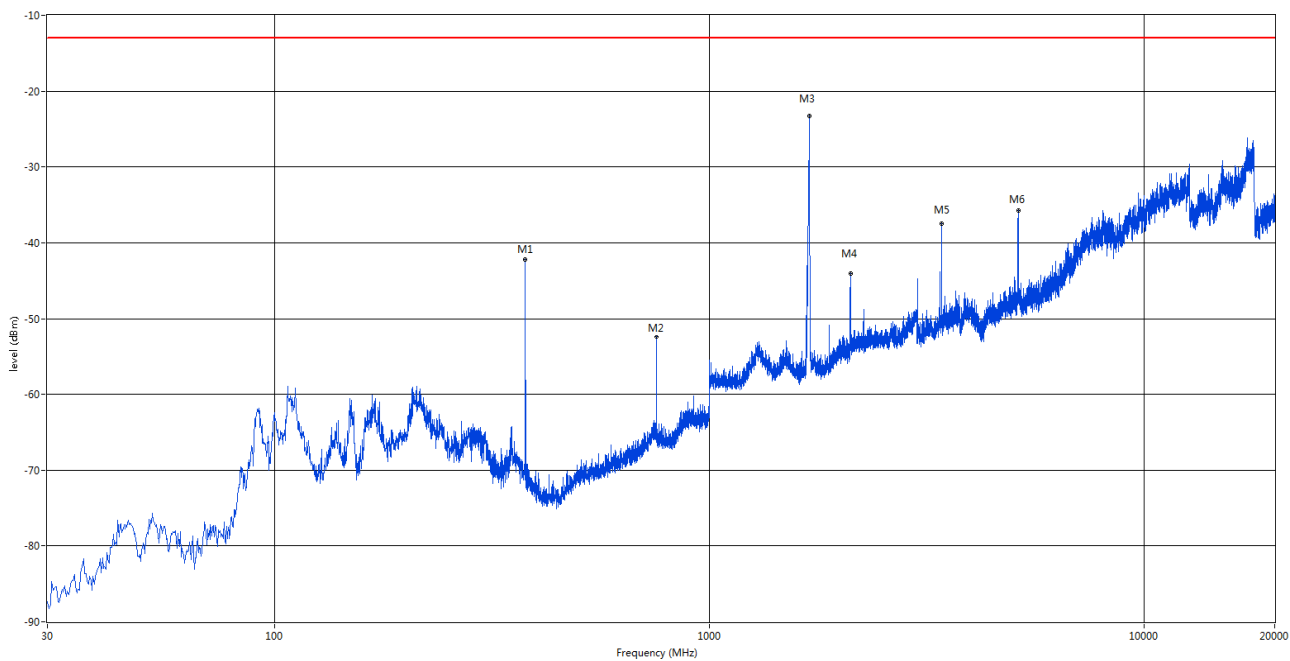
Frequency (MHz)	Result (dBm)	Factor (dB)	PK Limit (dBm)	Margin (dB)	Table (o)	ANT	EUT	Verdict
377.260	-45.07	-4.22	-13.0	32.07	2.00	Horizontal	Vertical	Pass
754.590	-51.20	4.35	-13.0	38.20	140.00	Horizontal	Vertical	Pass
1916.500	-31.96	2.43	-13.0	18.96	320.00	Horizontal	Vertical	N/A
1986.500	-33.30	1.31	-13.0	20.30	51.00	Horizontal	Vertical	N/A
3397.000	-40.19	8.87	-13.0	27.19	147.00	Horizontal	Vertical	Pass
5660.000	-41.49	12.63	-13.0	28.49	217.00	Horizontal	Vertical	Pass

## 1.4.WCDMA B4 CH1312



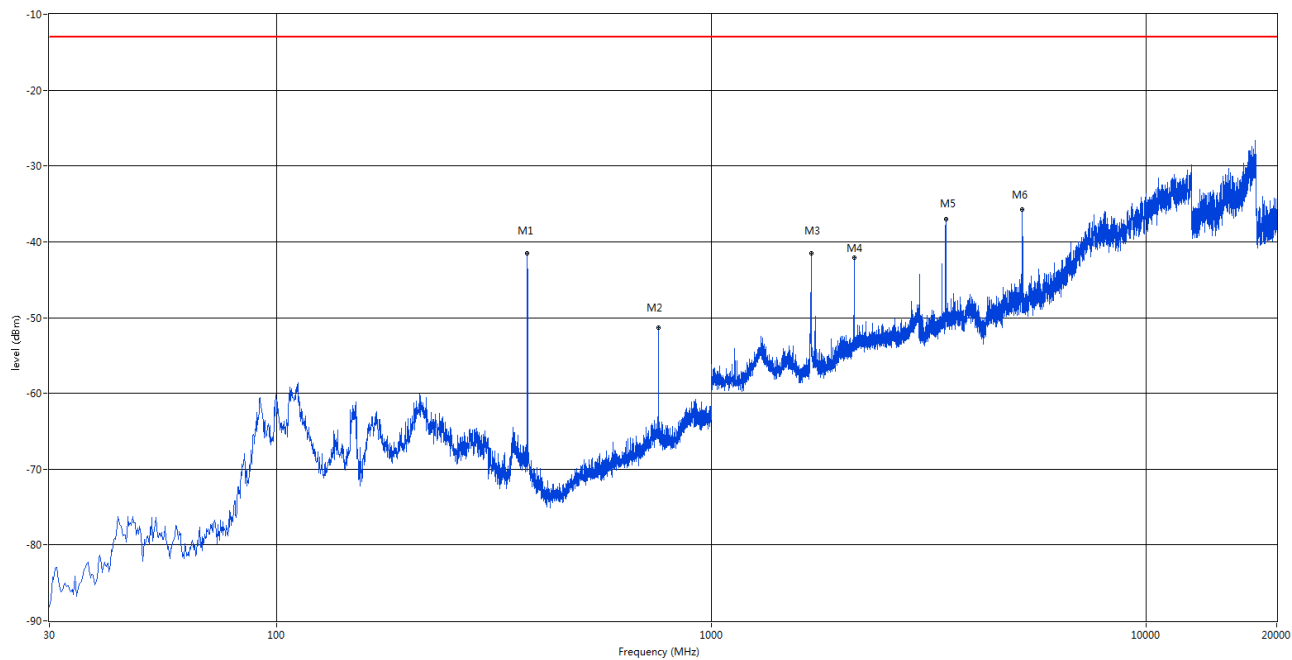
Frequency (MHz)	Result (dBm)	Factor (dB)	PK Limit (dBm)	Margin (dB)	Table (o)	ANT	EUT	Verdict
377.745	-41.56	-4.15	-13.0	28.56	347.00	Horizontal	Horizontal	Pass
755.560	-51.31	4.24	-13.0	38.31	224.00	Horizontal	Horizontal	Pass
1700.500	-20.32	1.48	-13.0	7.32	74.00	Horizontal	Horizontal	N/A
2112.500	-44.41	2.17	-13.0	31.41	0.00	Horizontal	Horizontal	N/A
3426.000	-36.86	8.32	-13.0	23.86	24.00	Horizontal	Horizontal	Pass
5135.000	-36.24	11.62	-13.0	23.24	24.00	Horizontal	Horizontal	Pass



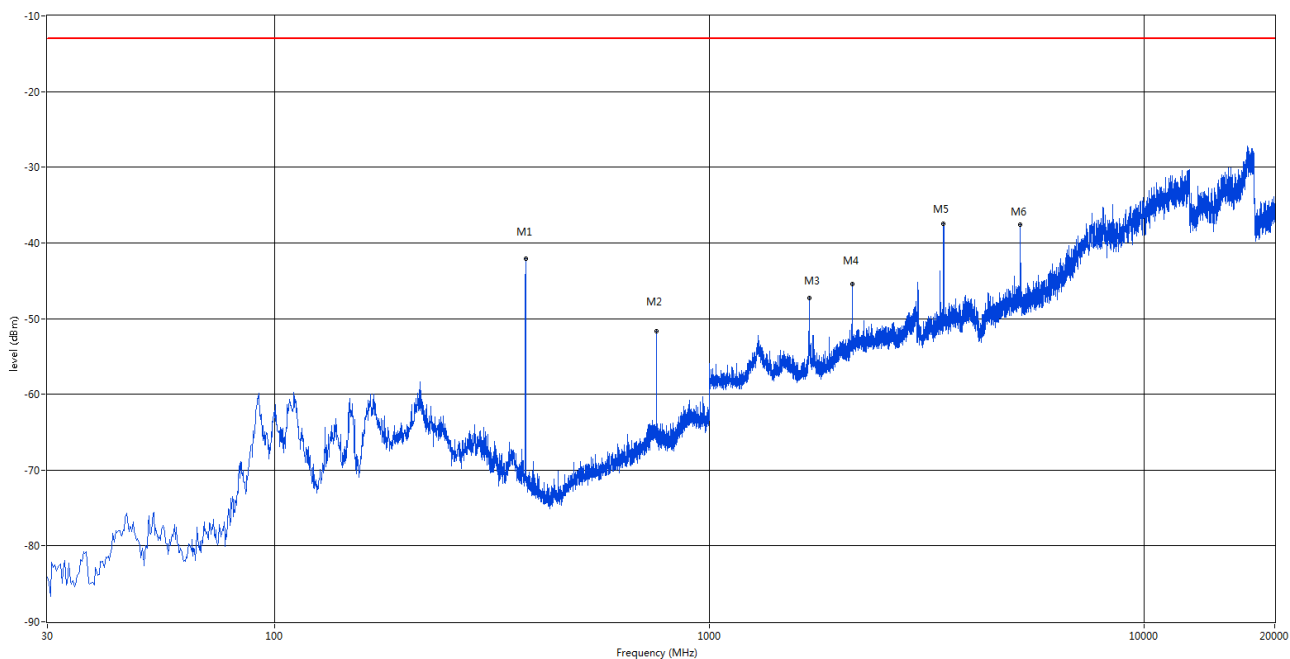


Frequency (MHz)	Result (dBm)	Factor (dB)	PK Limit (dBm)	Margin (dB)	Table (o)	ANT	EUT	Verdict
377.502	-42.20	-4.16	-13.0	29.20	347.00	Horizontal	Vertical	Pass
755.075	-52.43	4.27	-13.0	39.43	2.00	Horizontal	Vertical	Pass
1700.000	-23.29	1.24	-13.0	10.29	13.00	Horizontal	Vertical	N/A
2113.500	-44.01	2.15	-13.0	31.01	3.00	Horizontal	Vertical	N/A
3426.000	-37.41	8.32	-13.0	24.41	63.00	Horizontal	Vertical	Pass
5138.000	-35.75	11.77	-13.0	22.75	86.00	Horizontal	Vertical	Pass

## 1.5.WCDMA B4 CH1412

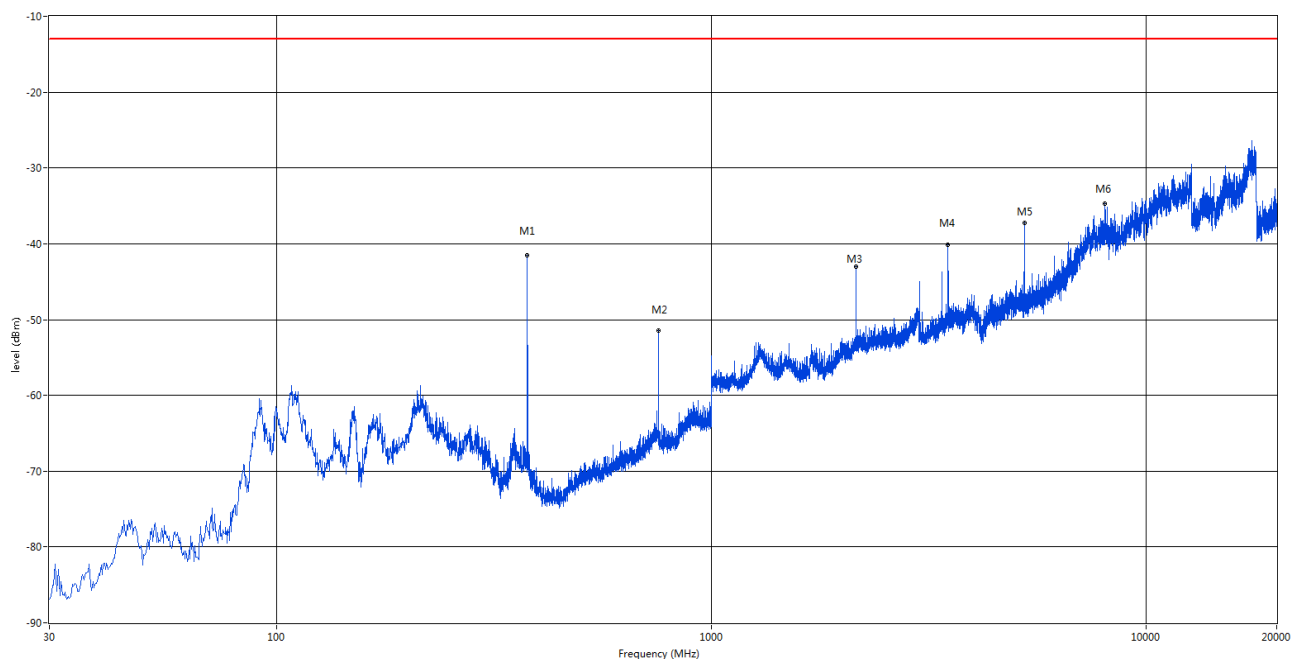


Frequency (MHz)	Result (dBm)	Factor (dB)	PK Limit (dBm)	Margin (dB)	Table (o)	ANT	EUT	Verdict
377.745	-41.42	-4.15	-13.0	28.42	358.00	Horizontal	Horizontal	Pass
755.560	-51.24	4.24	-13.0	38.24	220.00	Horizontal	Horizontal	Pass
1698.000	-41.47	-0.63	-13.0	28.47	124.00	Horizontal	Horizontal	N/A
2133.000	-42.04	2.67	-13.0	29.04	331.00	Horizontal	Horizontal	N/A
3466.000	-37.00	9.16	-13.0	24.00	43.00	Horizontal	Horizontal	Pass
5201.000	-35.76	11.72	-13.0	22.76	128.00	Horizontal	Horizontal	Pass

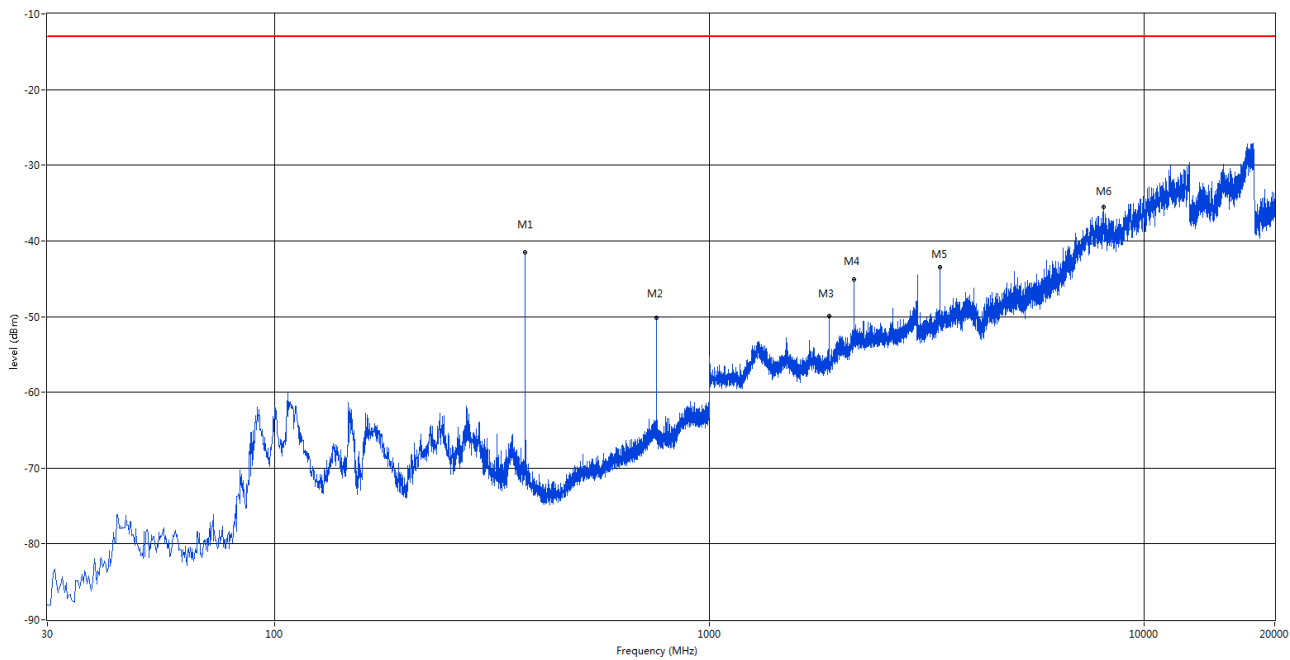


Frequency (MHz)	Result (dBm)	Factor (dB)	PK Limit (dBm)	Margin (dB)	Table (o)	ANT	EUT	Verdict
377.987	-42.04	-4.14	-13.0	29.04	263.00	Horizontal	Vertical	Pass
755.802	-51.63	4.22	-13.0	38.63	170.00	Horizontal	Vertical	Pass
1698.500	-47.24	-0.24	-13.0	34.24	20.00	Horizontal	Vertical	N/A
2132.500	-45.35	2.75	-13.0	32.35	105.00	Horizontal	Vertical	N/A
3462.000	-37.48	8.90	-13.0	24.48	63.00	Horizontal	Vertical	Pass
5194.000	-37.52	11.97	-13.0	24.52	347.00	Horizontal	Vertical	Pass

## 1.6. WCDMA B4 CH1513

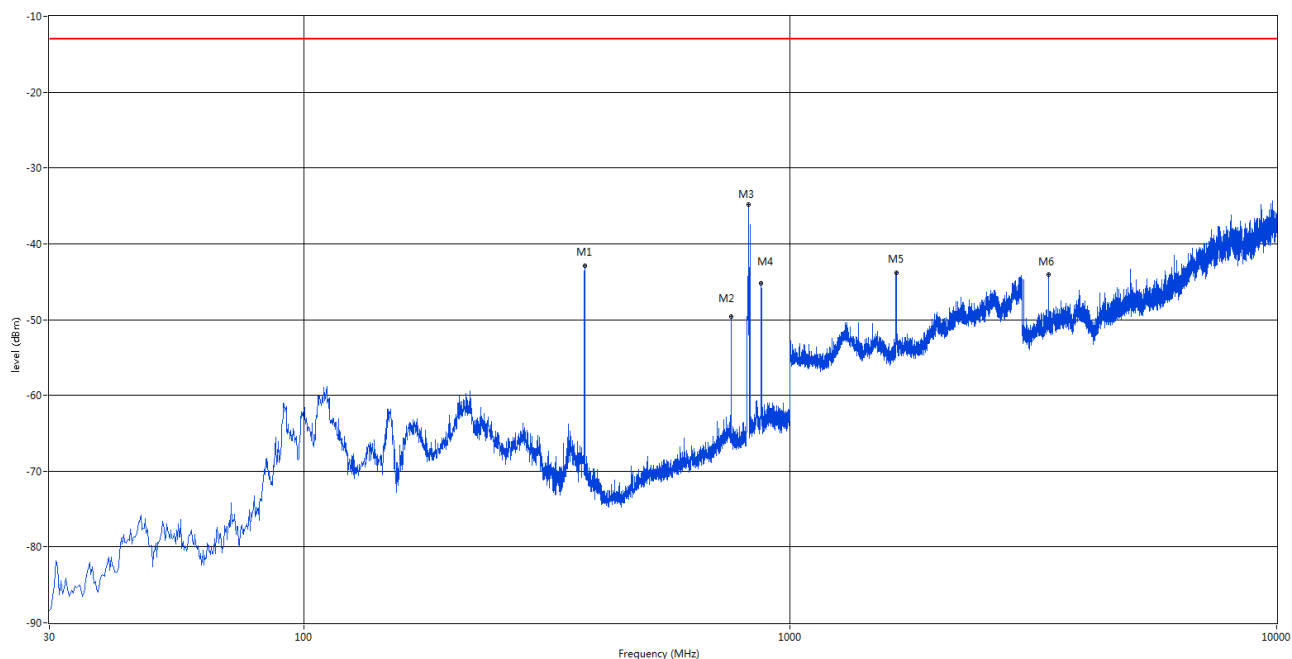


Frequency (MHz)	Result (dBm)	Factor (dB)	PK Limit (dBm)	Margin (dB)	Table (o)	ANT	EUT	Verdict
377.745	-41.52	-4.15	-13.0	28.52	355.00	Horizontal	Horizontal	Pass
755.318	-51.37	4.26	-13.0	38.37	243.00	Horizontal	Horizontal	Pass
2153.000	-42.96	2.89	-13.0	29.96	147.00	Horizontal	Horizontal	N/A
3504.000	-40.12	9.21	-13.0	27.12	43.00	Horizontal	Horizontal	Pass
5264.000	-37.19	11.69	-13.0	24.19	128.00	Horizontal	Horizontal	Pass
8055.125	-34.62	19.48	-13.0	21.62	5.00	Horizontal	Horizontal	Pass

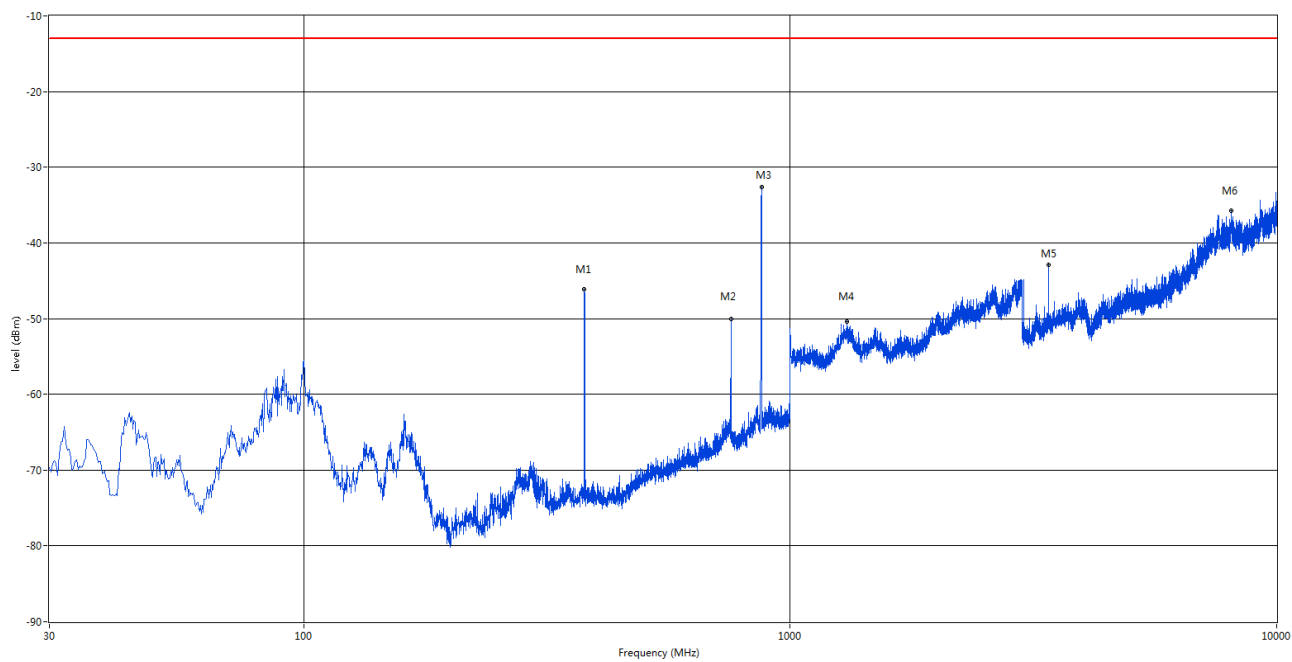


Frequency (MHz)	Result (dBm)	Factor (dB)	PK Limit (dBm)	Margin (dB)	Table (o)	ANT	EUT	Verdict
377.502	-41.44	-4.16	-13.0	28.44	336.00	Horizontal	Vertical	Pass
754.833	-50.06	4.29	-13.0	37.06	43.00	Horizontal	Vertical	Pass
1887.500	-49.87	-0.77	-13.0	36.87	63.00	Horizontal	Vertical	Pass
2153.500	-45.03	2.92	-13.0	32.03	170.00	Horizontal	Vertical	N/A
3397.000	-43.45	8.87	-13.0	30.45	355.00	Horizontal	Vertical	Pass
8062.312	-35.42	21.06	-13.0	22.42	324.00	Horizontal	Vertical	Pass

## 1.7.WCDMA B5 CH4132

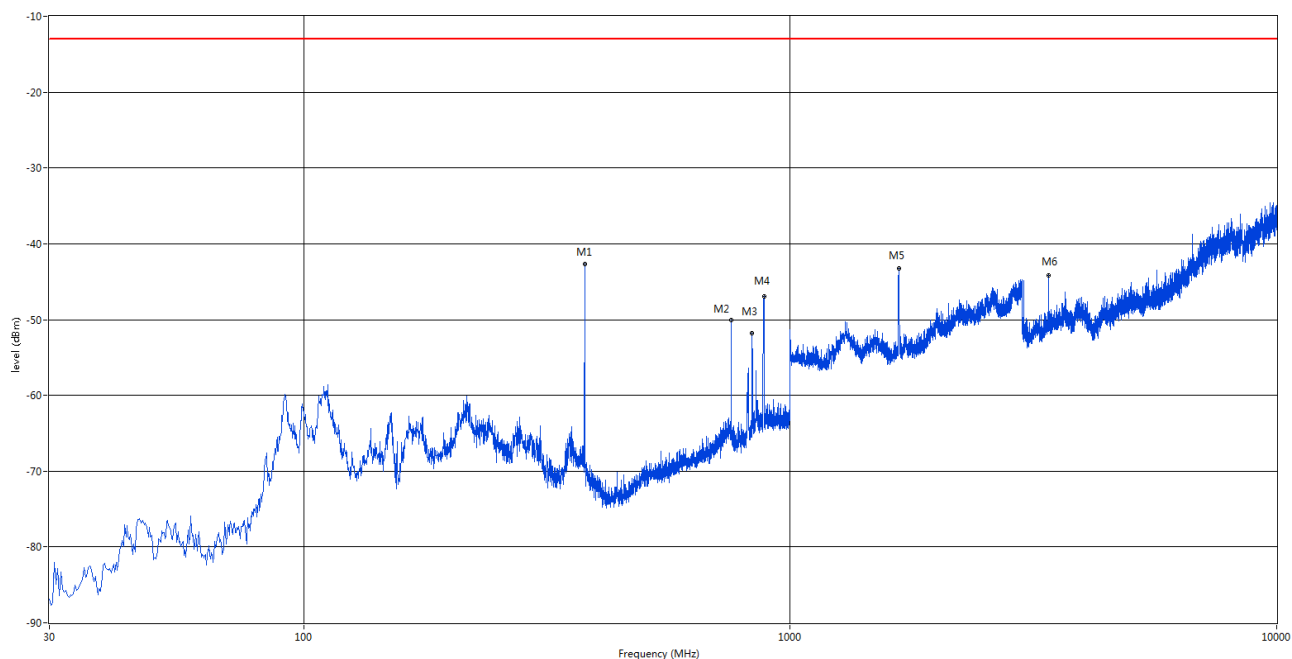


Frequency (MHz)	Result (dBm)	Factor (dB)	PK Limit (dBm)	Margin (dB)	Table (o)	ANT	EUT	Verdict
377.745	-42.81	-4.09	-13.0	29.81	347.00	Horizontal	Horizontal	Pass
755.318	-49.57	4.56	-13.0	36.57	140.00	Horizontal	Horizontal	Pass
820.793	-34.83	6.03	-13.0	21.83	47.00	Horizontal	Horizontal	N/A
870.263	-45.20	6.48	-13.0	32.20	317.00	Horizontal	Horizontal	N/A
1655.000	-43.81	0.88	-13.0	30.81	151.00	Horizontal	Horizontal	Pass
3399.000	-43.98	8.81	-13.0	30.98	359.00	Horizontal	Horizontal	Pass



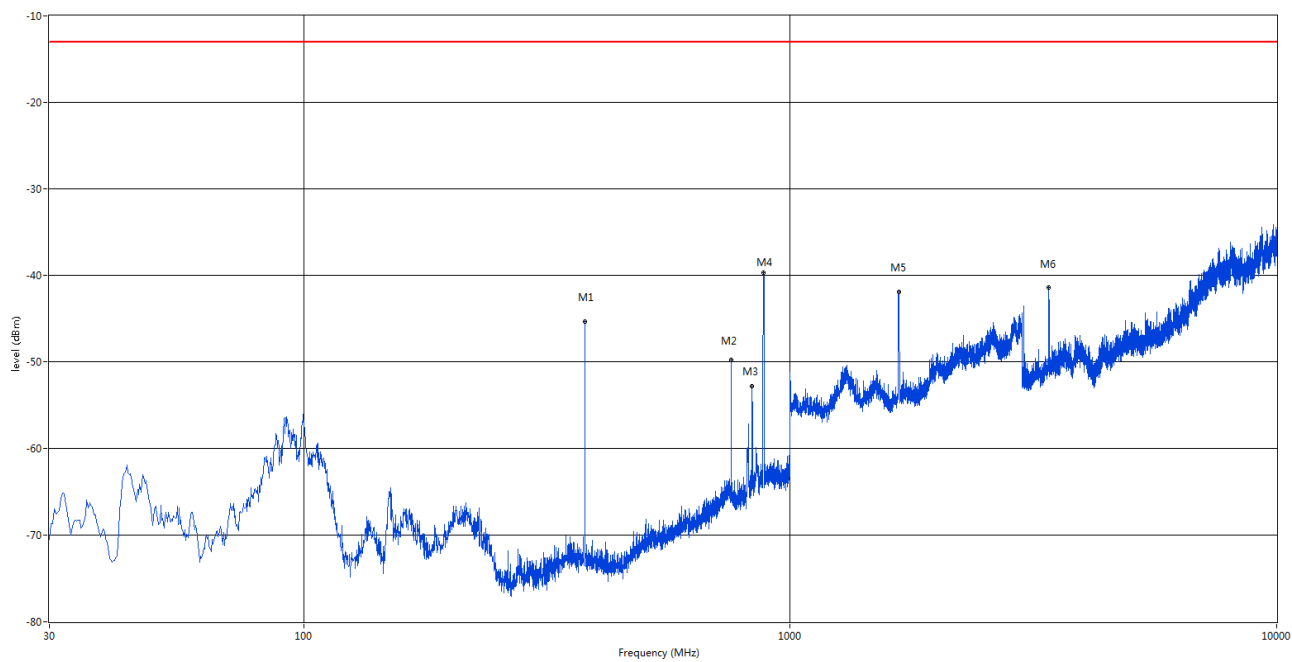
Frequency (MHz)	Result (dBm)	Factor (dB)	PK Limit (dBm)	Margin (dB)	Table (o)	ANT	EUT	Verdict
377.502	-46.13	-4.09	-13.0	33.13	240.00	Vertical	Vertical	Pass
755.075	-49.95	4.57	-13.0	36.95	109.00	Vertical	Vertical	Pass
872.930	-32.55	6.28	-13.0	19.55	209.00	Vertical	Vertical	N/A
1307.500	-50.34	4.89	-13.0	37.34	251.00	Vertical	Vertical	Pass
3398.000	-42.91	8.95	-13.0	29.91	32.00	Vertical	Vertical	Pass
8060.500	-35.70	20.59	-13.0	22.70	136.00	Vertical	Vertical	Pass

## 1.8. WCDMA B5 CH4182



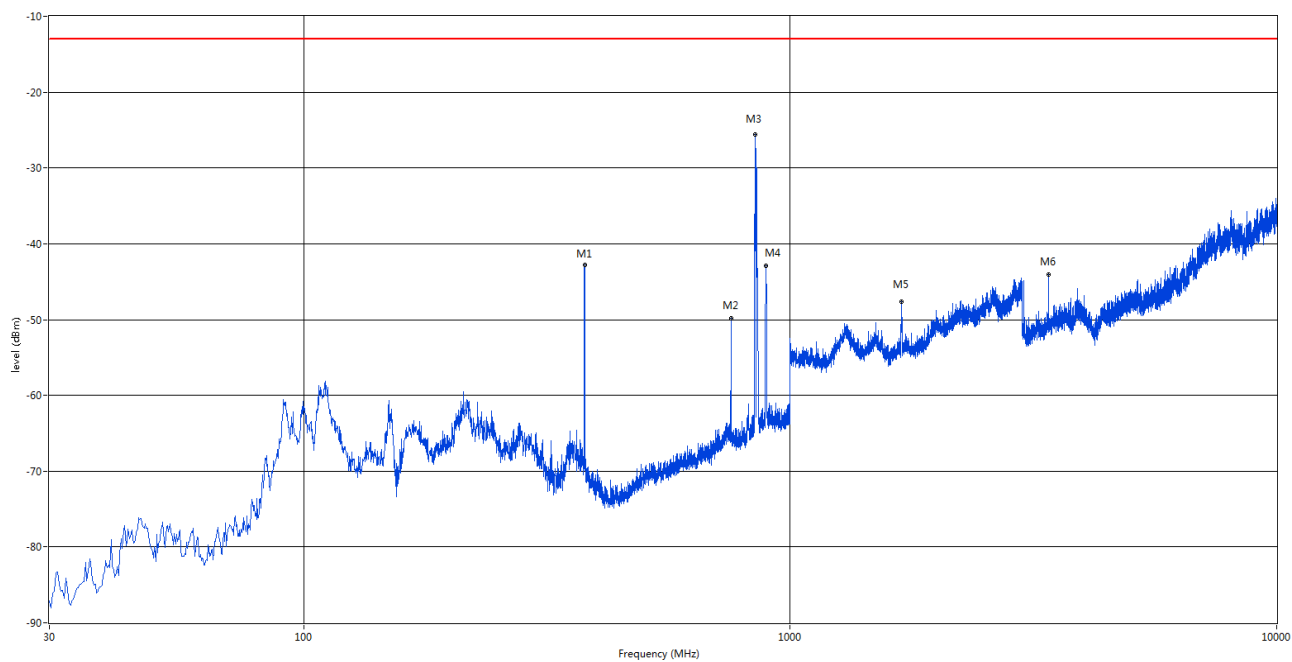
Frequency (MHz)	Result (dBm)	Factor (dB)	PK Limit (dBm)	Margin (dB)	Table (o)	ANT	EUT	Verdict
377.745	-42.62	-4.09	-13.0	29.62	350.00	Horizontal	Horizontal	Pass
755.560	-49.99	4.54	-13.0	36.99	166.00	Horizontal	Horizontal	Pass
834.857	-51.72	6.46	-13.0	38.72	74.00	Horizontal	Horizontal	N/A
882.873	-46.86	6.41	-13.0	33.86	7.00	Horizontal	Horizontal	N/A
1675.000	-43.14	1.68	-13.0	30.14	55.00	Horizontal	Horizontal	Pass
3400.000	-44.17	8.67	-13.0	31.17	1.00	Horizontal	Horizontal	Pass



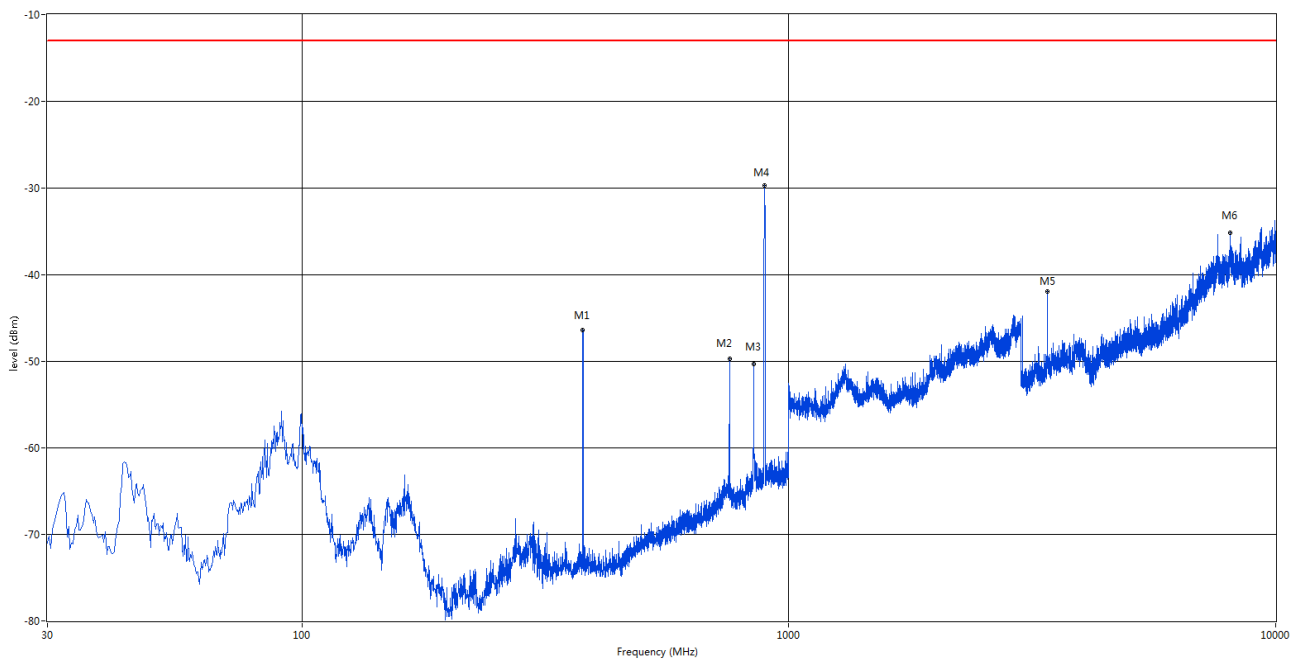


Frequency (MHz)	Result (dBm)	Factor (dB)	PK Limit (dBm)	Margin (dB)	Table (o)	ANT	EUT	Verdict
378.230	-45.33	-4.09	-13.0	32.33	213.00	Vertical	Vertical	Pass
756.287	-49.82	4.49	-13.0	36.82	51.00	Vertical	Vertical	Pass
835.343	-52.88	6.48	-13.0	39.88	0.00	Vertical	Vertical	N/A
882.388	-39.68	6.40	-13.0	26.68	36.00	Vertical	Vertical	N/A
1671.000	-41.87	1.36	-13.0	28.87	360.00	Vertical	Vertical	Pass
3403.000	-41.39	8.47	-13.0	28.39	36.00	Vertical	Vertical	Pass

## 1.9.WCDMA B5 CH4233

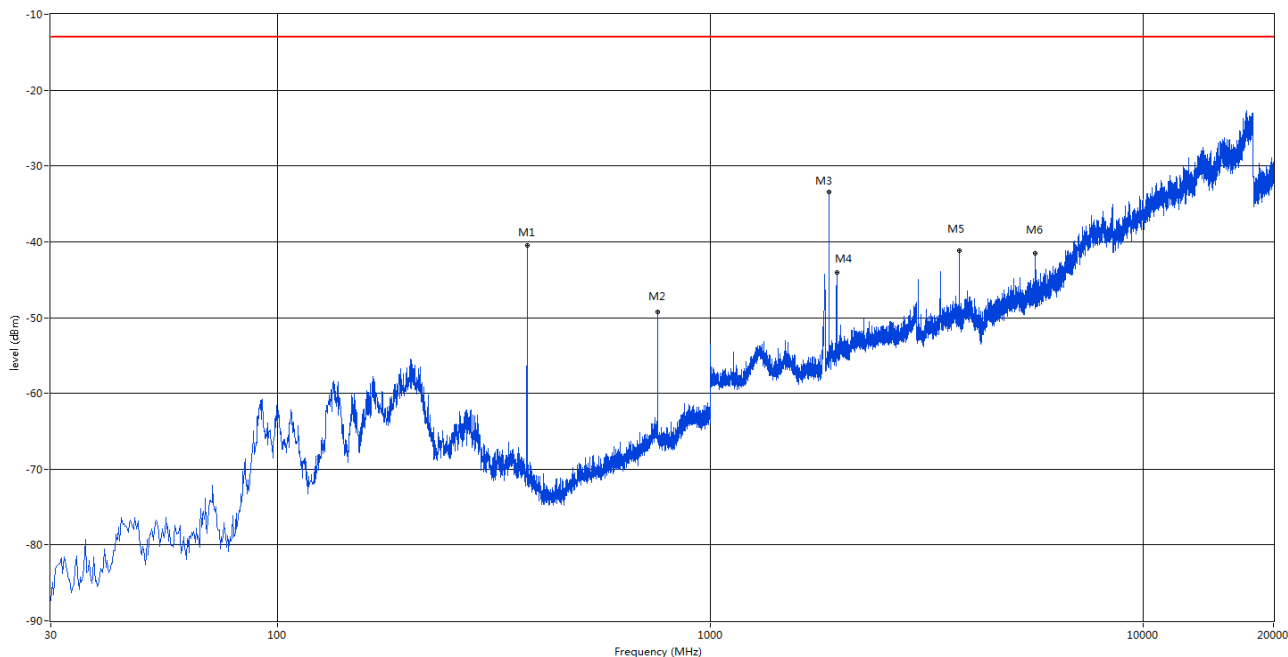


Frequency (MHz)	Result (dBm)	Factor (dB)	PK Limit (dBm)	Margin (dB)	Table (o)	ANT	EUT	Verdict
377.745	-42.68	-4.09	-13.0	29.68	340.00	Horizontal	Horizontal	Pass
755.318	-49.80	4.56	-13.0	36.80	147.00	Horizontal	Horizontal	Pass
847.468	-25.58	7.31	-13.0	12.58	47.00	Horizontal	Horizontal	N/A
892.572	-42.83	6.75	-13.0	29.83	317.00	Horizontal	Horizontal	N/A
1692.000	-47.55	1.18	-13.0	34.55	67.00	Horizontal	Horizontal	Pass
3398.000	-44.01	8.95	-13.0	31.01	360.00	Horizontal	Horizontal	Pass

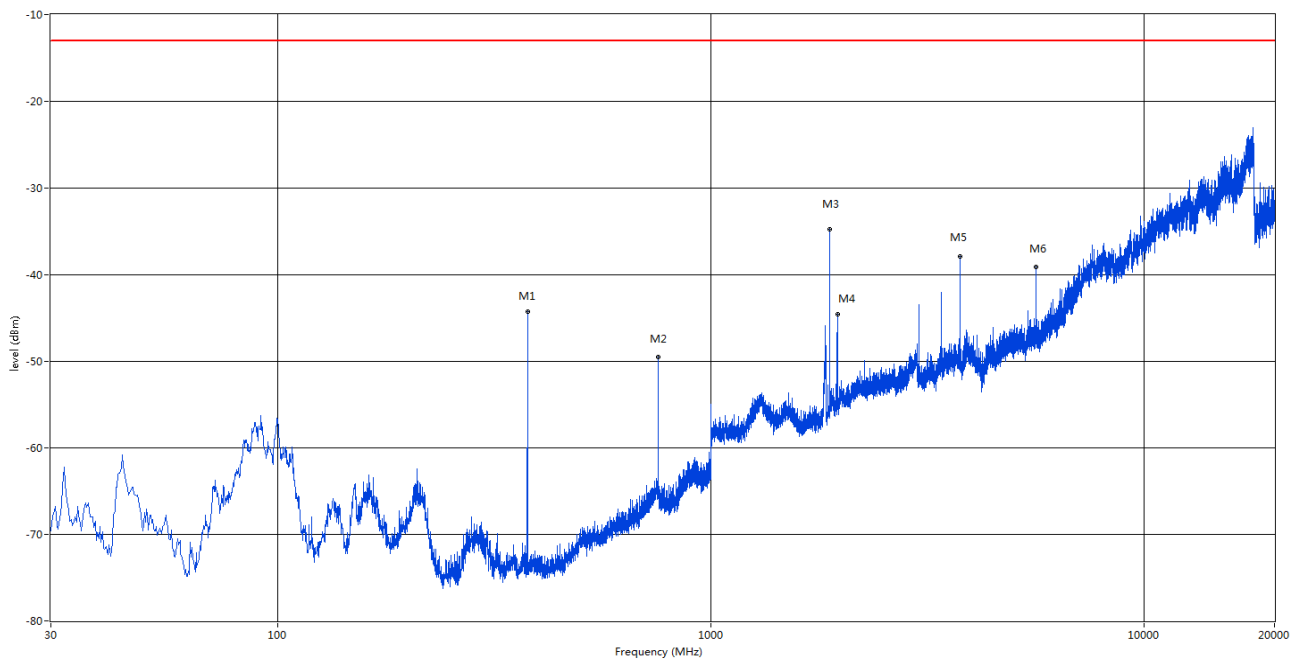


Frequency (MHz)	Result (dBm)	Factor (dB)	PK Limit (dBm)	Margin (dB)	Table (o)	ANT	EUT	Verdict
377.502	-46.27	-4.09	-13.0	33.27	247.00	Vertical	Vertical	Pass
755.318	-49.79	4.56	-13.0	36.79	71.00	Vertical	Vertical	Pass
847.468	-50.38	7.31	-13.0	37.38	63.00	Vertical	Vertical	N/A
890.875	-29.70	6.75	-13.0	16.70	194.00	Vertical	Vertical	N/A
3399.000	-41.83	8.81	-13.0	28.83	24.00	Vertical	Vertical	Pass
8062.750	-35.14	21.13	-13.0	22.14	251.00	Vertical	Vertical	Pass

### 1.10. LTE B2 CH18900 BW1.4 RB1

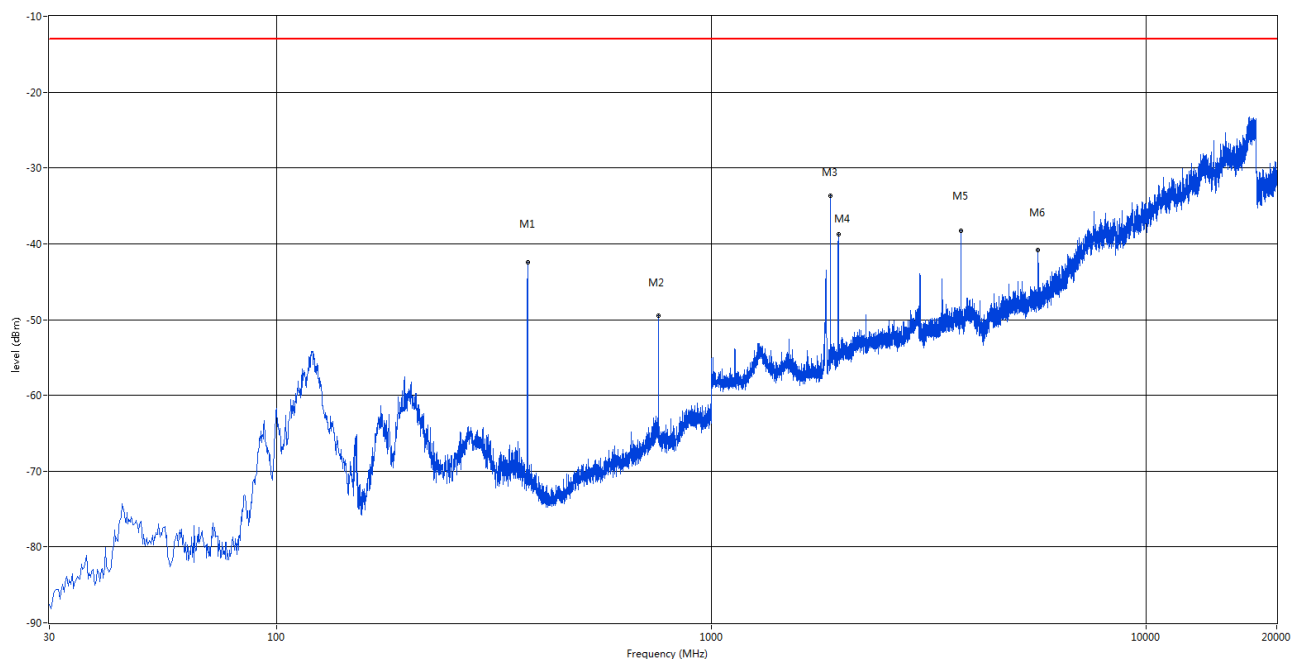


Frequency (MHz)	Result (dBm)	Factor (dB)	PK Limit (dBm)	Margin (dB)	Table (o)	ANT	EUT	Verdict
377.745	-40.46	-4.21	-13.0	27.46	232.00	Horizontal	Horizontal	Pass
755.318	-49.14	4.30	-13.0	36.14	232.00	Horizontal	Horizontal	Pass
1879.500	-33.42	1.41	-13.0	20.42	251.00	Horizontal	Horizontal	N/A
1960.500	-43.98	1.21	-13.0	30.98	182.00	Horizontal	Horizontal	N/A
3759.000	-41.09	9.00	-13.0	28.09	163.00	Horizontal	Horizontal	Pass
5638.000	-41.48	12.62	-13.0	28.48	109.00	Horizontal	Horizontal	Pass

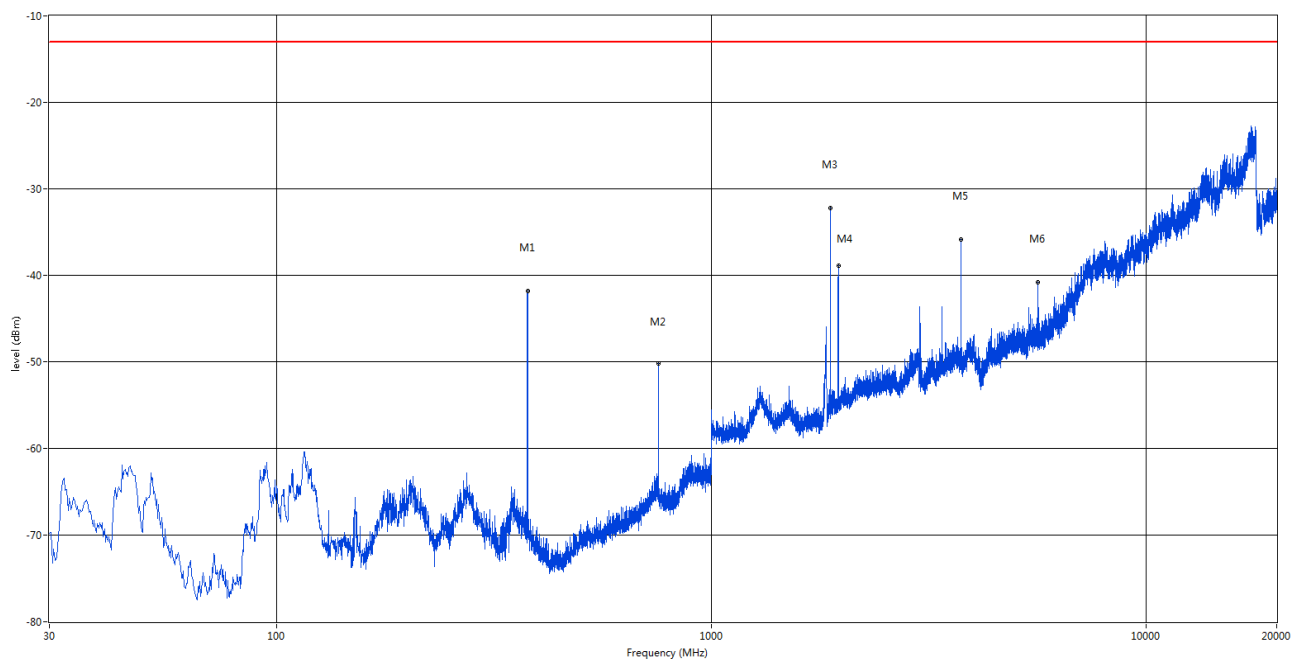


Frequency (MHz)	Result (dBm)	Factor (dB)	PK Limit (dBm)	Margin (dB)	Table (o)	ANT	EUT	Verdict
377.745	-44.18	-4.21	-13.0	31.18	301.00	Vertical	Vertical	Pass
755.318	-49.50	4.30	-13.0	36.50	94.00	Vertical	Vertical	Pass
1879.500	-34.73	1.41	-13.0	21.73	43.00	Vertical	Vertical	N/A
1959.500	-44.51	1.17	-13.0	31.51	251.00	Vertical	Vertical	N/A
3759.000	-37.82	9.00	-13.0	24.82	32.00	Vertical	Vertical	Pass
5639.000	-39.06	12.60	-13.0	26.06	101.00	Vertical	Vertical	Pass

## 1.11. LTE B2 CH18900 BW3 RB1

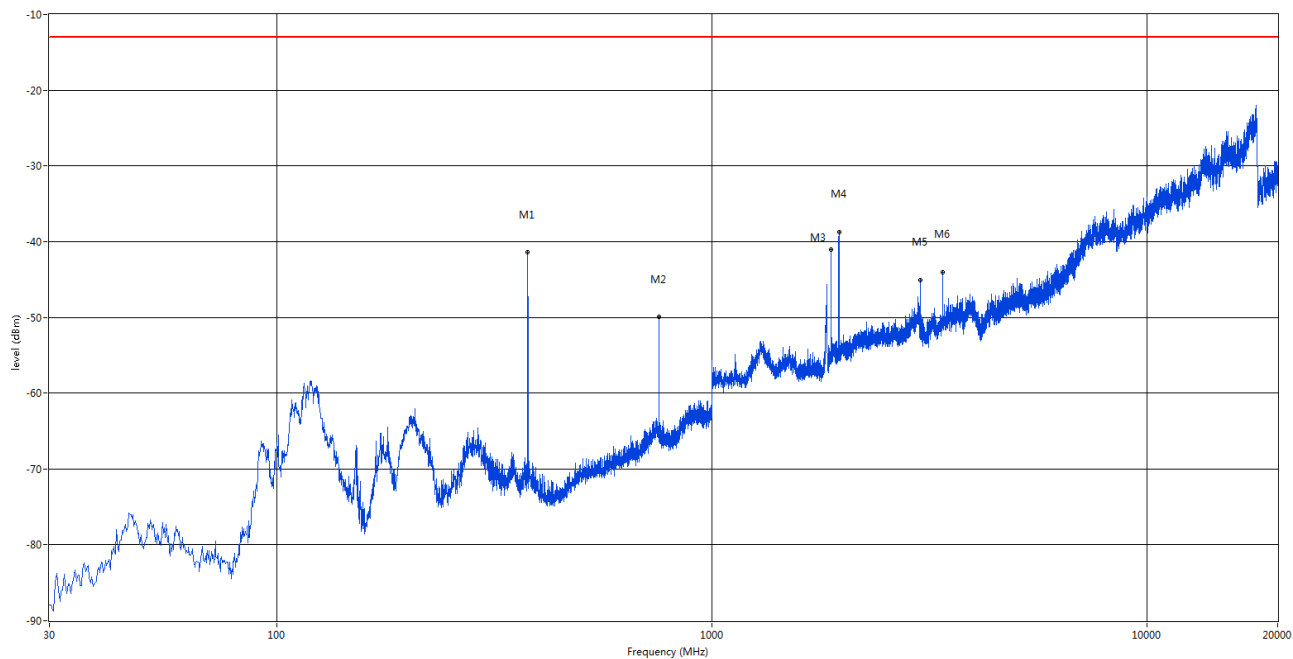


Frequency (MHz)	Result (dBm)	Factor (dB)	PK Limit (dBm)	Margin (dB)	Table (o)	ANT	EUT	Verdict
377.987	-42.38	-4.21	-13.0	29.38	67.00	Horizontal	Horizontal	Pass
755.802	-49.44	4.26	-13.0	36.44	228.00	Horizontal	Horizontal	Pass
1878.500	-33.65	1.39	-13.0	20.65	247.00	Horizontal	Horizontal	N/A
1960.000	-38.67	1.19	-13.0	25.67	309.00	Horizontal	Horizontal	N/A
3758.000	-38.22	9.18	-13.0	25.22	174.00	Horizontal	Horizontal	Pass
5636.000	-40.82	12.50	-13.0	27.82	28.00	Horizontal	Horizontal	Pass



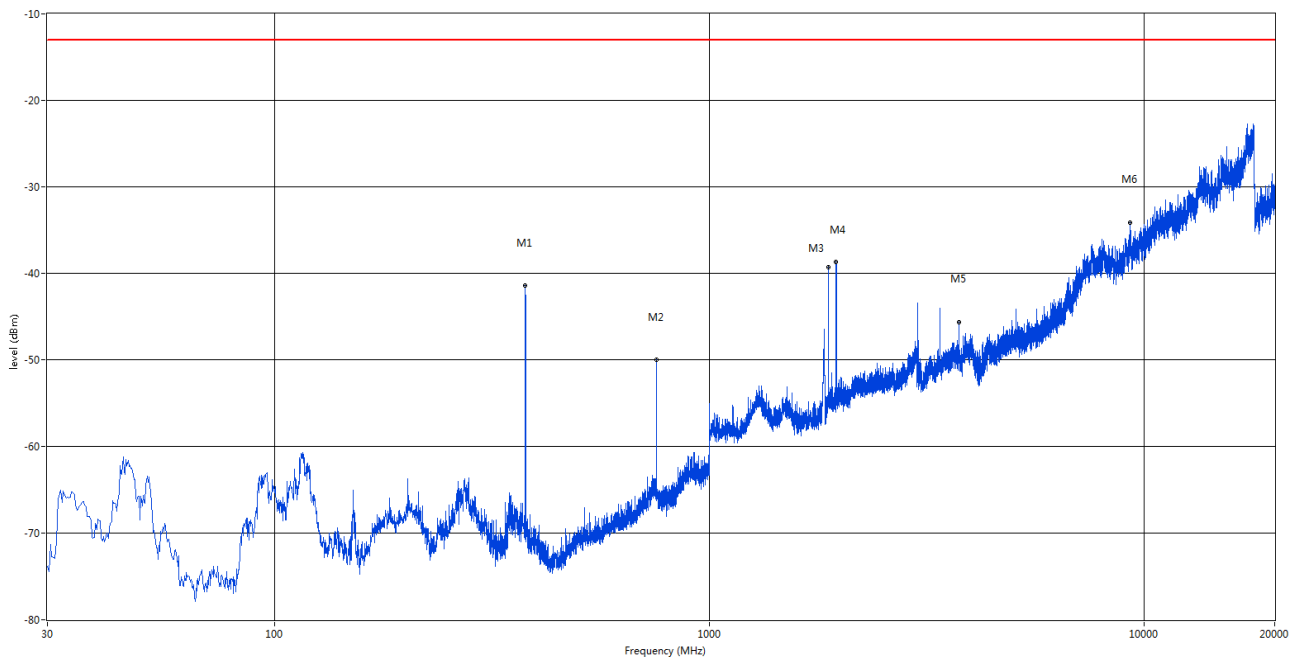
Frequency (MHz)	Result (dBm)	Factor (dB)	PK Limit (dBm)	Margin (dB)	Table (o)	ANT	EUT	Verdict
377.987	-41.74	-4.21	-13.0	28.74	301.00	Vertical	Vertical	Pass
755.802	-50.29	4.26	-13.0	37.29	71.00	Vertical	Vertical	Pass
1878.500	-32.20	1.39	-13.0	19.20	43.00	Vertical	Vertical	N/A
1960.500	-38.87	1.21	-13.0	25.87	128.00	Vertical	Vertical	N/A
3757.000	-35.78	9.34	-13.0	22.78	155.00	Vertical	Vertical	Pass
5636.000	-40.76	12.50	-13.0	27.76	32.00	Vertical	Vertical	Pass

## 1.12. LTE B2 CH18900 BW5 RB1



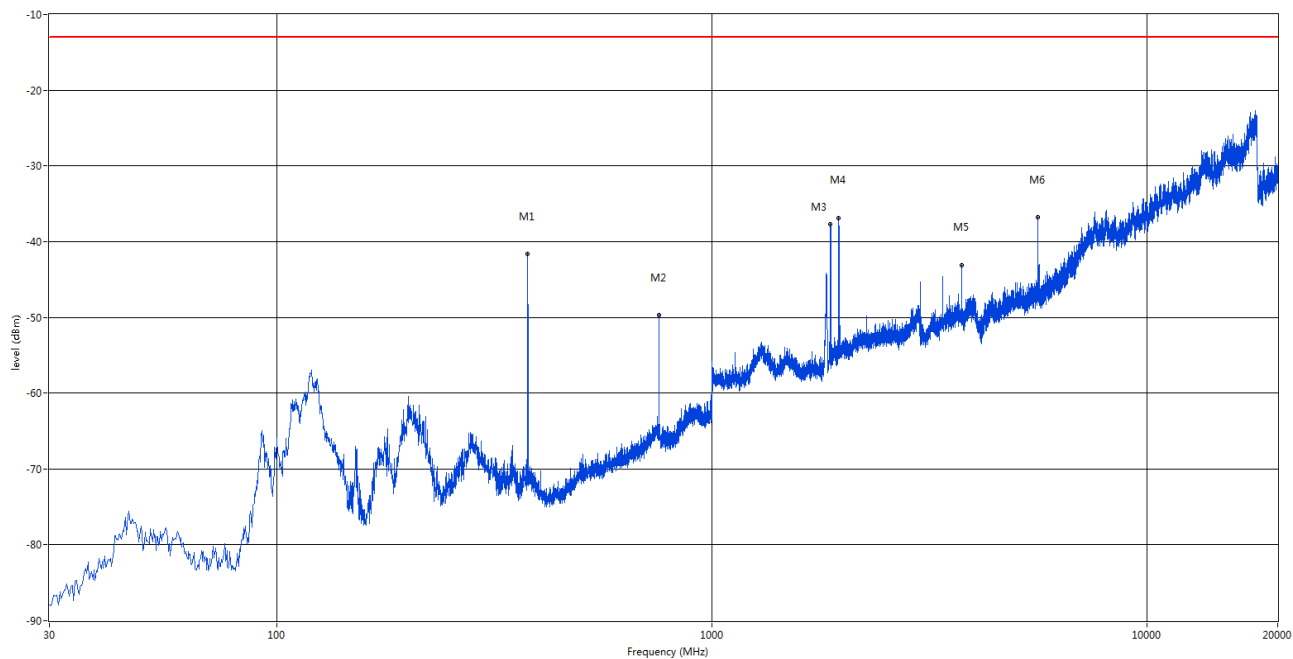
Frequency (MHz)	Result (dBm)	Factor (dB)	PK Limit (dBm)	Margin (dB)	Table (o)	ANT	EUT	Verdict
377.745	-41.36	-4.21	-13.0	28.36	63.00	Horizontal	Horizontal	Pass
755.560	-49.94	4.28	-13.0	36.94	232.00	Horizontal	Horizontal	Pass
1878.500	-41.03	1.39	-13.0	28.03	305.00	Horizontal	Horizontal	N/A
1960.500	-38.67	1.21	-13.0	25.67	97.00	Horizontal	Horizontal	N/A
3022.000	-44.99	7.56	-13.0	31.99	5.00	Horizontal	Horizontal	Pass
3400.000	-43.95	8.67	-13.0	30.95	2.00	Horizontal	Horizontal	Pass



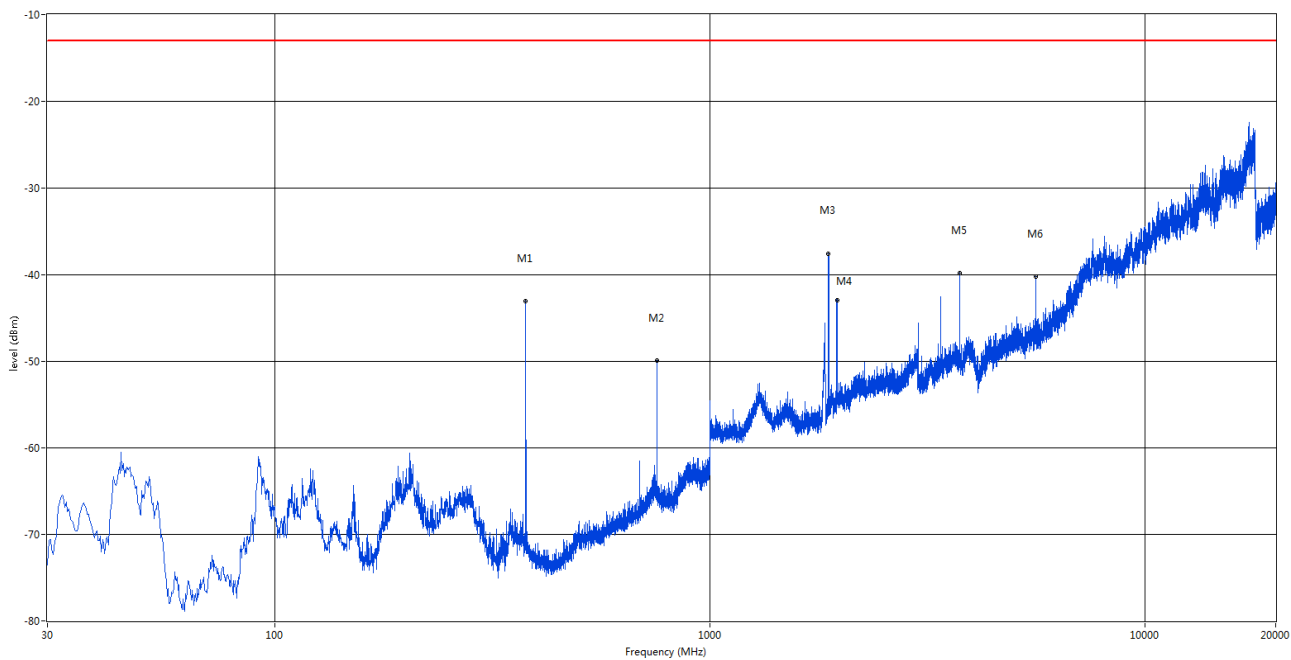


Frequency (MHz)	Result (dBm)	Factor (dB)	PK Limit (dBm)	Margin (dB)	Table (o)	ANT	EUT	Verdict
377.745	-41.40	-4.21	-13.0	28.40	320.00	Vertical	Vertical	Pass
755.560	-50.04	4.28	-13.0	37.04	51.00	Vertical	Vertical	Pass
1878.500	-39.25	1.39	-13.0	26.25	32.00	Vertical	Vertical	N/A
1959.500	-38.65	1.17	-13.0	25.65	170.00	Vertical	Vertical	N/A
3760.000	-45.64	8.88	-13.0	32.64	52.00	Vertical	Vertical	Pass
9294.250	-34.08	24.64	-13.0	21.08	32.00	Vertical	Vertical	Pass

### 1.13. LTE B2 CH18900 BW10 RB1

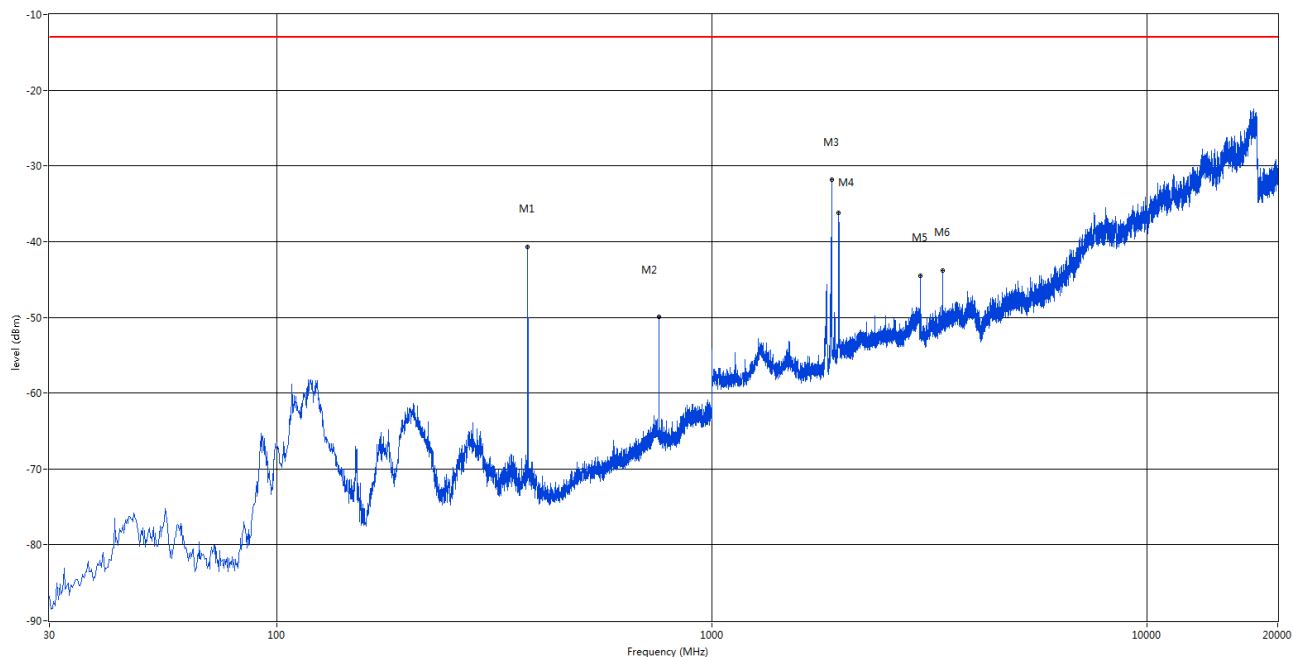


Frequency (MHz)	Result (dBm)	Factor (dB)	PK Limit (dBm)	Margin (dB)	Table (o)	ANT	EUT	Verdict
377.745	-41.58	-4.21	-13.0	28.58	59.00	Horizontal	Horizontal	Pass
755.560	-49.70	4.28	-13.0	36.70	236.00	Horizontal	Horizontal	Pass
1875.500	-37.64	1.32	-13.0	24.64	255.00	Horizontal	Horizontal	N/A
1956.500	-36.84	0.77	-13.0	23.84	309.00	Horizontal	Horizontal	N/A
3751.000	-43.03	9.61	-13.0	30.03	67.00	Horizontal	Horizontal	Pass
5627.000	-36.75	12.75	-13.0	23.75	7.00	Horizontal	Horizontal	Pass

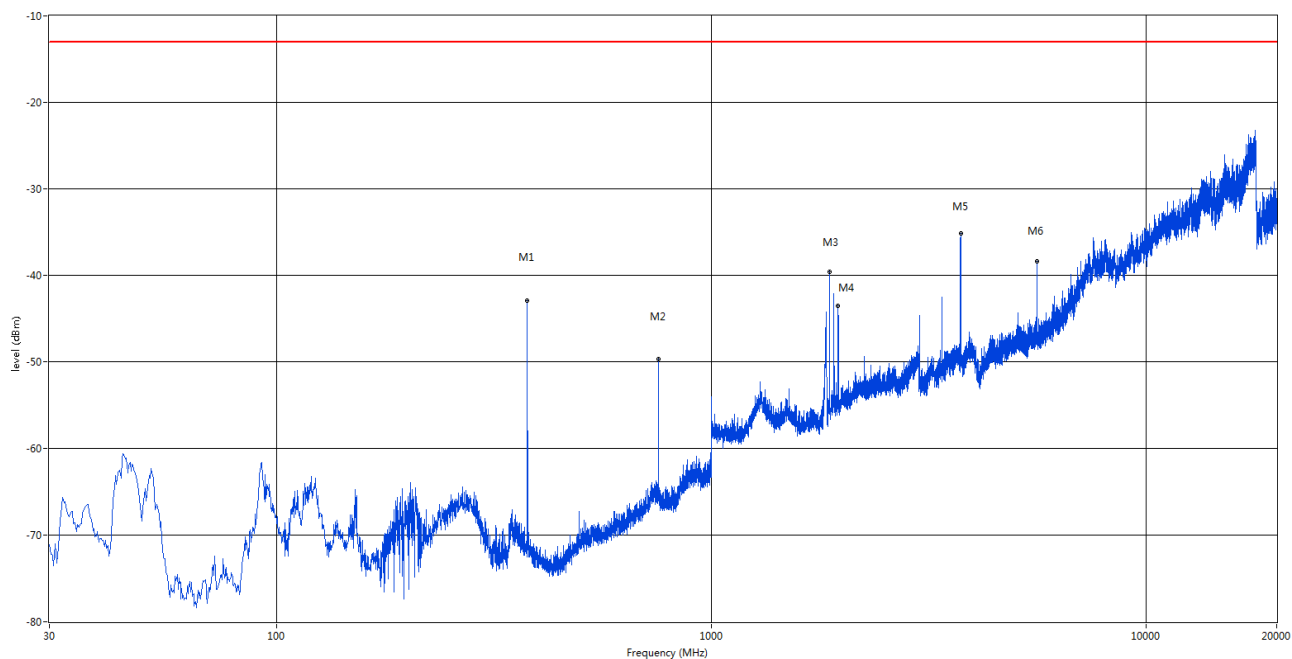


Frequency (MHz)	Result (dBm)	Factor (dB)	PK Limit (dBm)	Margin (dB)	Table (o)	ANT	EUT	Verdict
377.502	-43.02	-4.22	-13.0	30.02	360.00	Vertical	Vertical	Pass
755.075	-49.92	4.32	-13.0	36.92	94.00	Vertical	Vertical	Pass
1875.500	-37.51	1.32	-13.0	24.51	43.00	Vertical	Vertical	N/A
1961.000	-42.91	1.23	-13.0	29.91	360.00	Vertical	Vertical	N/A
3751.000	-39.72	9.61	-13.0	26.72	2.00	Vertical	Vertical	Pass
5627.000	-40.13	12.75	-13.0	27.13	247.00	Vertical	Vertical	Pass

## 1.14. LTE B2 CH18900 BW15 RB1

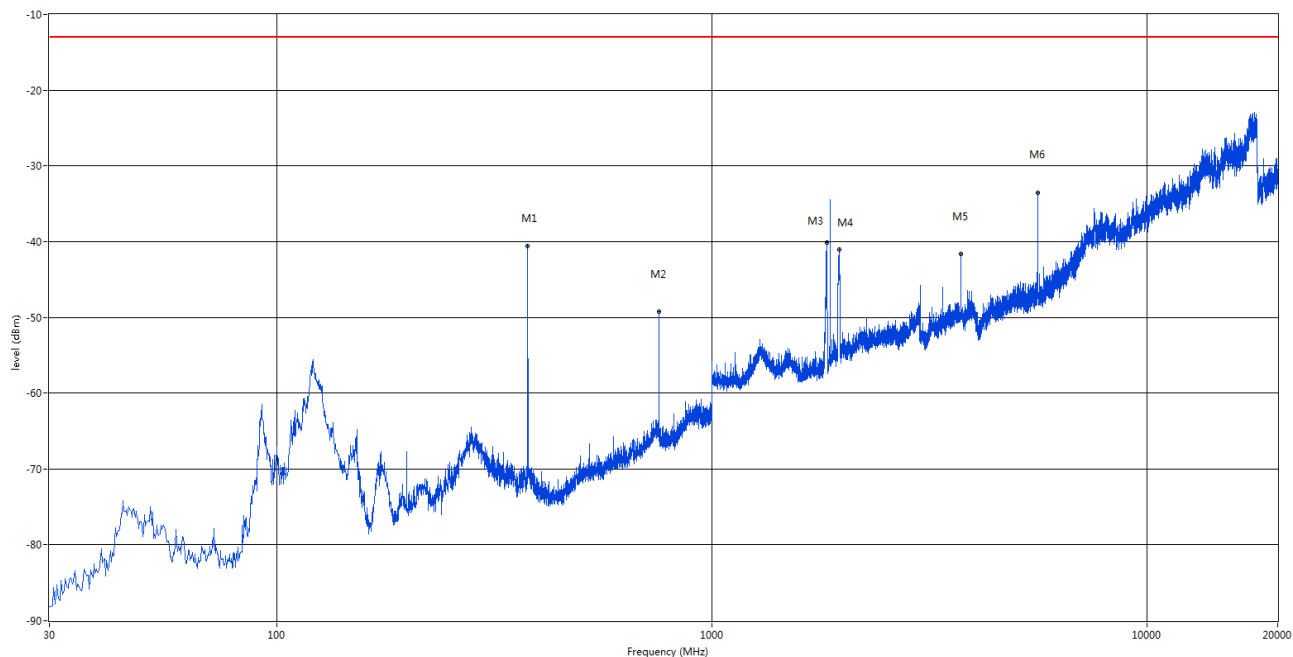


Frequency (MHz)	Result (dBm)	Factor (dB)	PK Limit (dBm)	Margin (dB)	Table (o)	ANT	EUT	Verdict
377.745	-40.62	-4.21	-13.0	27.62	47.00	Horizontal	Horizontal	Pass
755.560	-49.86	4.28	-13.0	36.86	232.00	Horizontal	Horizontal	Pass
1886.000	-31.80	1.56	-13.0	18.80	251.00	Horizontal	Horizontal	N/A
1954.500	-36.19	0.64	-13.0	23.19	336.00	Horizontal	Horizontal	N/A
3022.000	-44.43	7.56	-13.0	31.43	360.00	Horizontal	Horizontal	Pass
3400.000	-43.73	8.67	-13.0	30.73	32.00	Horizontal	Horizontal	Pass

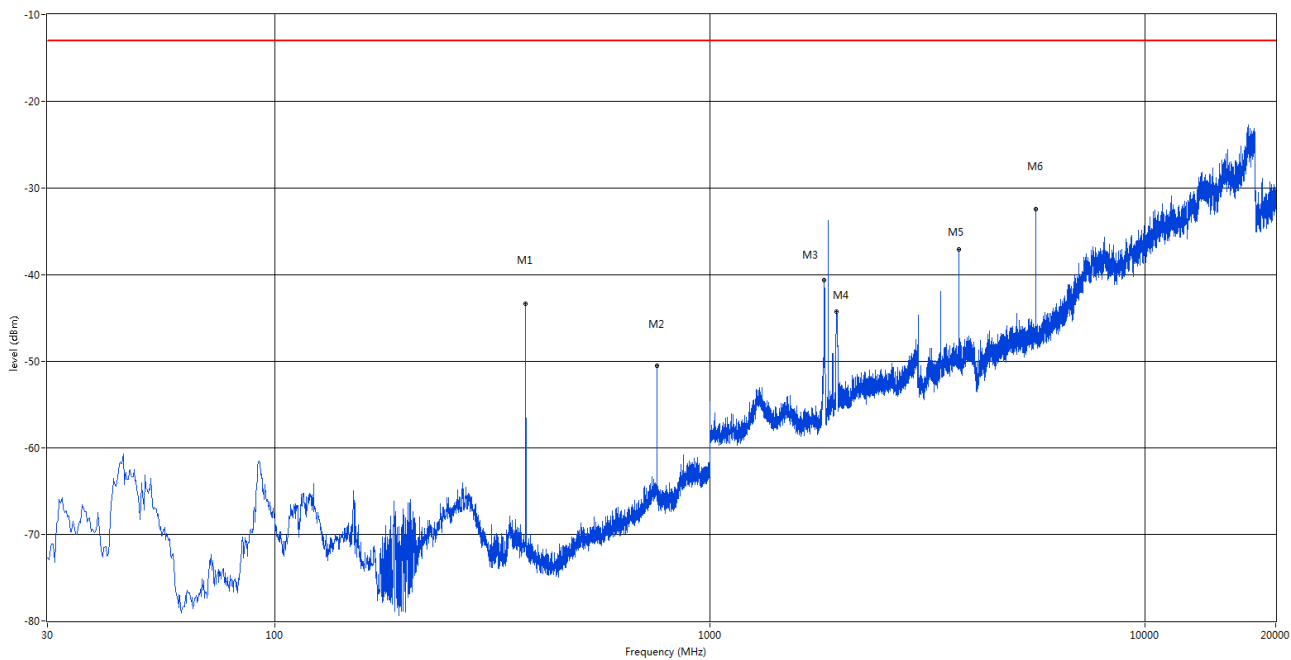


Frequency (MHz)	Result (dBm)	Factor (dB)	PK Limit (dBm)	Margin (dB)	Table (o)	ANT	EUT	Verdict
377.502	-42.89	-4.22	-13.0	29.89	336.00	Vertical	Vertical	Pass
755.075	-49.74	4.32	-13.0	36.74	74.00	Vertical	Vertical	Pass
1873.000	-39.54	1.27	-13.0	26.54	32.00	Vertical	Vertical	N/A
1955.500	-43.44	0.63	-13.0	30.44	2.00	Vertical	Vertical	N/A
3747.000	-35.10	9.87	-13.0	22.10	43.00	Vertical	Vertical	Pass
5620.000	-38.37	13.27	-13.0	25.37	20.00	Vertical	Vertical	Pass

## 1.15. LTE B2 CH18900 BW20 RB1

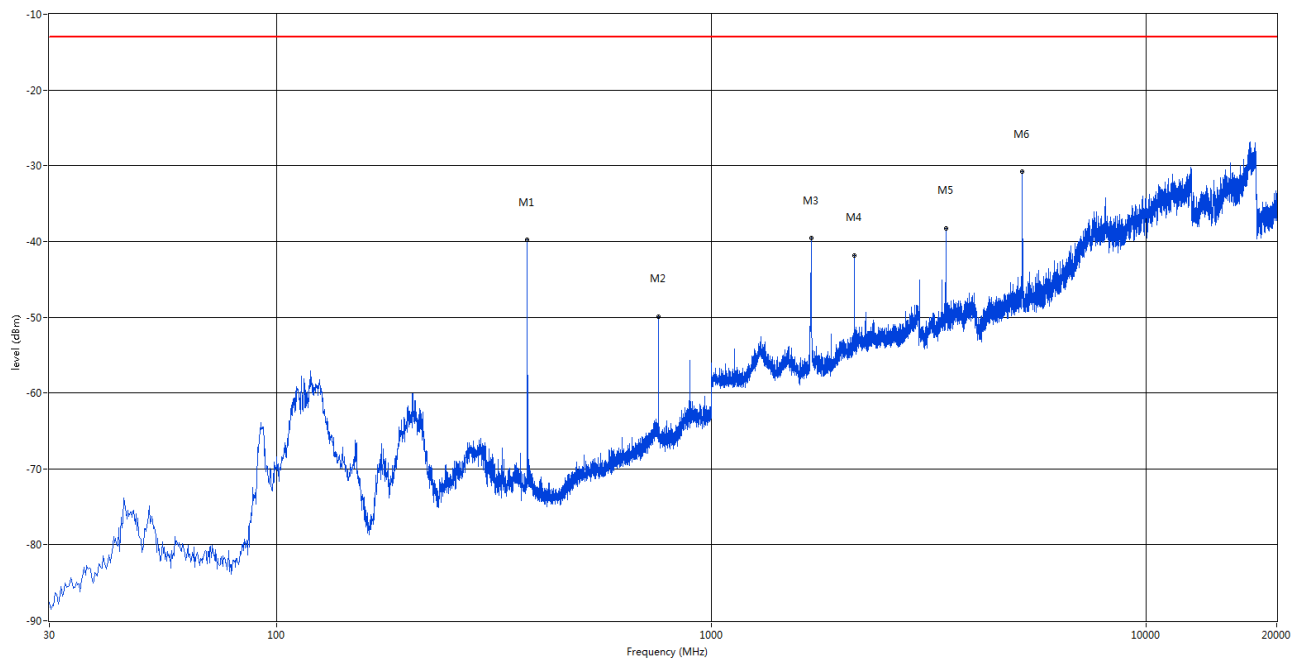


Frequency (MHz)	Result (dBm)	Factor (dB)	PK Limit (dBm)	Margin (dB)	Table (o)	ANT	EUT	Verdict
377.745	-40.49	-4.21	-13.0	27.49	67.00	Horizontal	Horizontal	Pass
755.318	-49.22	4.30	-13.0	36.22	228.00	Horizontal	Horizontal	Pass
1839.500	-40.12	0.30	-13.0	27.12	63.00	Horizontal	Horizontal	N/A
1960.500	-40.97	1.21	-13.0	27.97	78.00	Horizontal	Horizontal	N/A
3742.000	-41.61	9.90	-13.0	28.61	197.00	Horizontal	Horizontal	Pass
5613.000	-33.46	13.36	-13.0	20.46	28.00	Horizontal	Horizontal	Pass



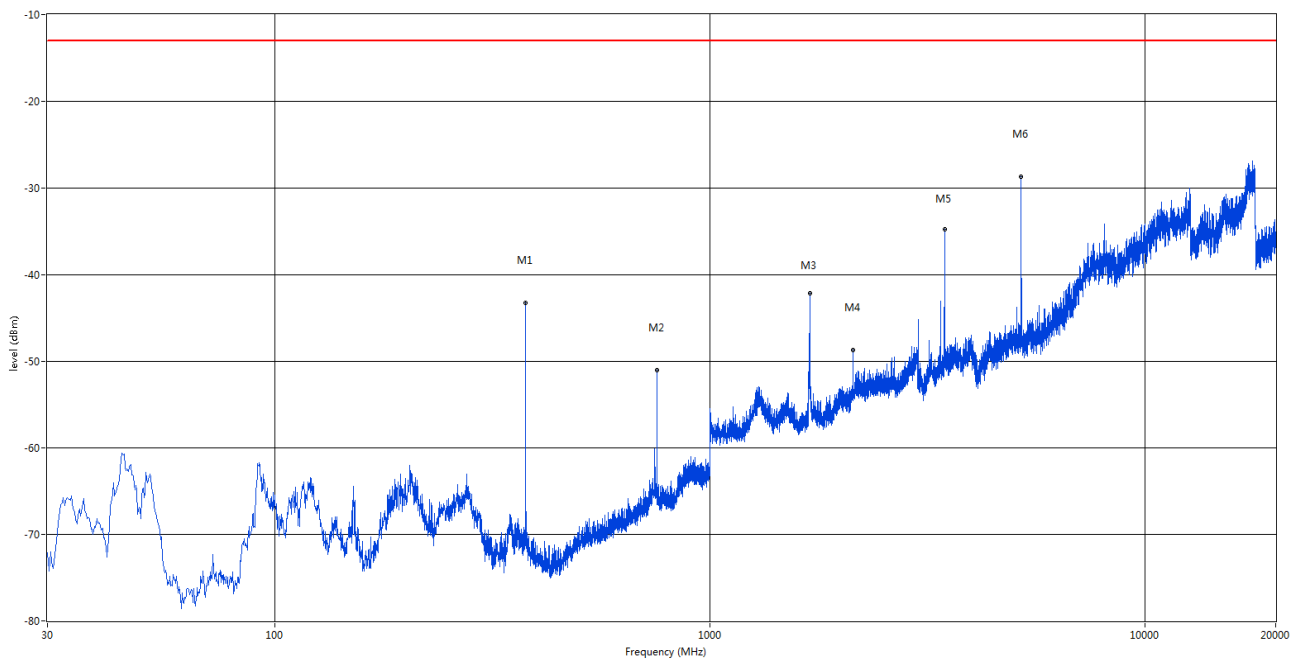
Frequency (MHz)	Result (dBm)	Factor (dB)	PK Limit (dBm)	Margin (dB)	Table (o)	ANT	EUT	Verdict
377.745	-43.25	-4.21	-13.0	30.25	332.00	Vertical	Vertical	Pass
755.318	-50.59	4.30	-13.0	37.59	86.00	Vertical	Vertical	Pass
1835.000	-40.52	-0.17	-13.0	27.52	143.00	Vertical	Vertical	N/A
1958.500	-44.23	1.04	-13.0	31.23	0.00	Vertical	Vertical	N/A
3742.000	-37.06	9.90	-13.0	24.06	101.00	Vertical	Vertical	Pass
5613.000	-32.35	13.36	-13.0	19.35	24.00	Vertical	Vertical	Pass

## 1.16. LTE B4 CH20175 BW1.4 RB1



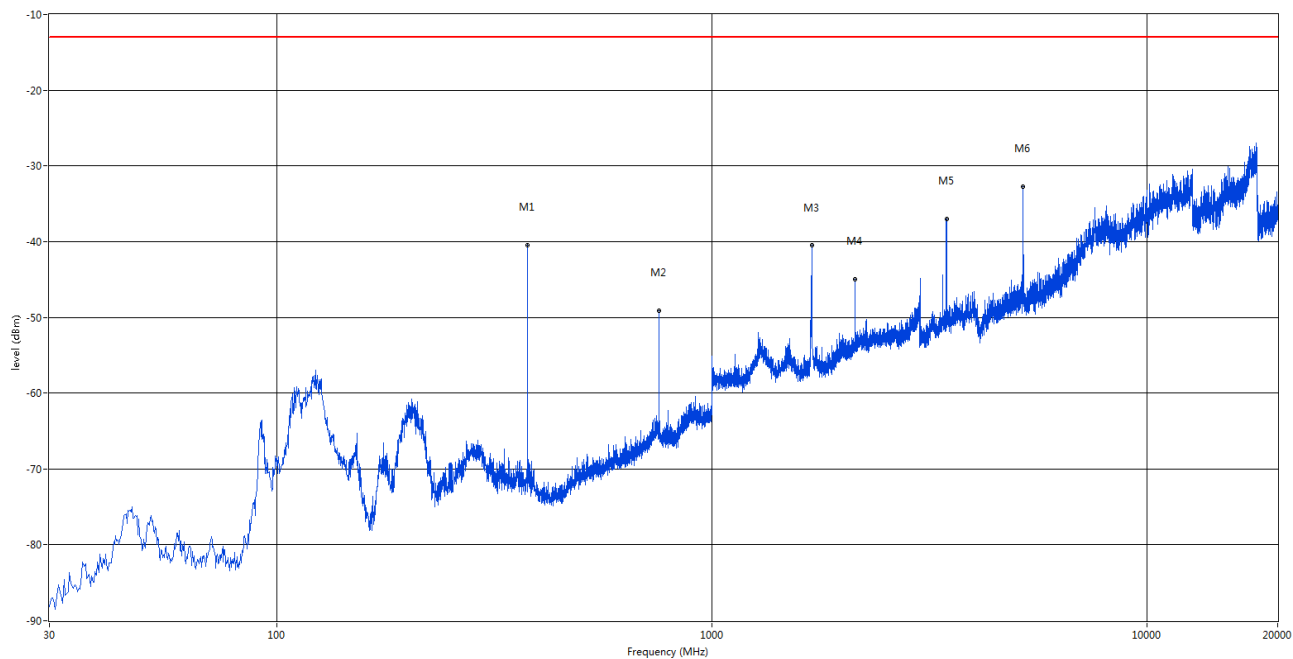
Frequency (MHz)	Result (dBm)	Factor (dB)	PK Limit (dBm)	Margin (dB)	Table (o)	ANT	EUT	Verdict
377.502	-39.76	-4.16	-13.0	26.76	335.00	Horizontal	Horizontal	Pass
755.075	-49.87	4.27	-13.0	36.87	2.00	Horizontal	Horizontal	Pass
1700.000	-39.57	1.24	-13.0	26.57	358.00	Horizontal	Horizontal	Pass
2132.500	-41.79	2.75	-13.0	28.79	5.00	Horizontal	Horizontal	N/A
3465.000	-38.19	9.14	-13.0	25.19	4.00	Horizontal	Horizontal	Pass
5196.000	-30.75	11.68	-13.0	17.75	2.00	Horizontal	Horizontal	Pass



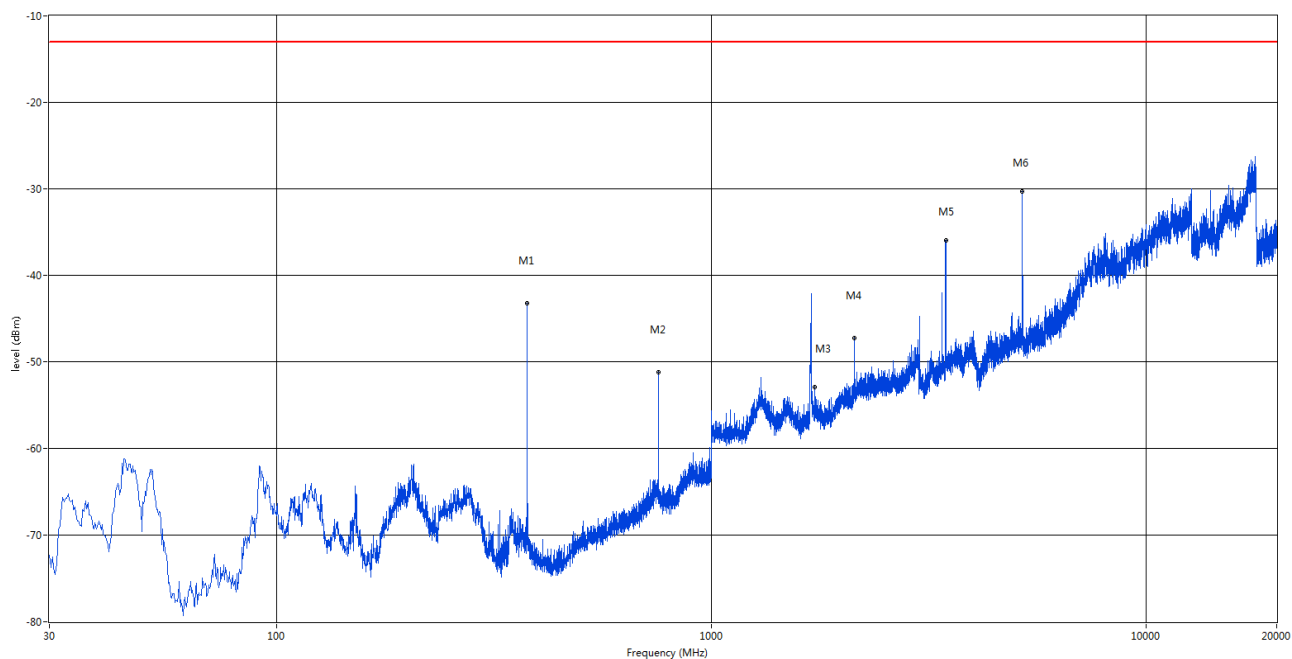


Frequency (MHz)	Result (dBm)	Factor (dB)	PK Limit (dBm)	Margin (dB)	Table (o)	ANT	EUT	Verdict
377.502	-43.22	-4.16	-13.0	30.22	343.00	Vertical	Vertical	Pass
754.833	-51.06	4.29	-13.0	38.06	113.00	Vertical	Vertical	Pass
1699.500	-42.12	0.75	-13.0	29.12	124.00	Vertical	Vertical	Pass
2132.500	-48.75	2.75	-13.0	35.75	360.00	Vertical	Vertical	N/A
3464.000	-34.71	9.13	-13.0	21.71	51.00	Vertical	Vertical	Pass
5196.000	-28.67	11.68	-13.0	15.67	3.00	Vertical	Vertical	Pass

### 1.17. LTE B4 CH20175 BW3 RB1

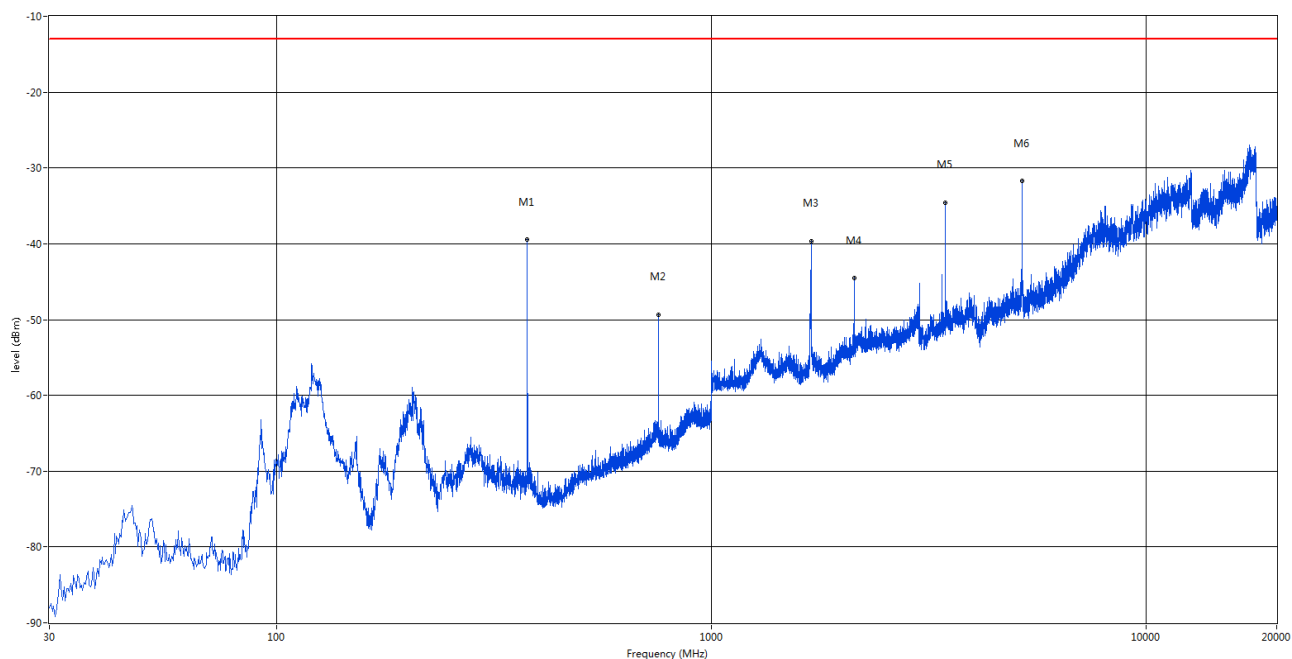


Frequency (MHz)	Result (dBm)	Factor (dB)	PK Limit (dBm)	Margin (dB)	Table (o)	ANT	EUT	Verdict
377.502	-40.40	-4.16	-13.0	27.40	59.00	Horizontal	Horizontal	Pass
754.833	-49.03	4.29	-13.0	36.03	228.00	Horizontal	Horizontal	Pass
1699.000	-40.48	0.25	-13.0	27.48	132.00	Horizontal	Horizontal	Pass
2132.500	-44.90	2.75	-13.0	31.90	286.00	Horizontal	Horizontal	N/A
3463.000	-36.94	9.02	-13.0	23.94	97.00	Horizontal	Horizontal	Pass
5194.000	-32.69	11.97	-13.0	19.69	336.00	Horizontal	Horizontal	Pass

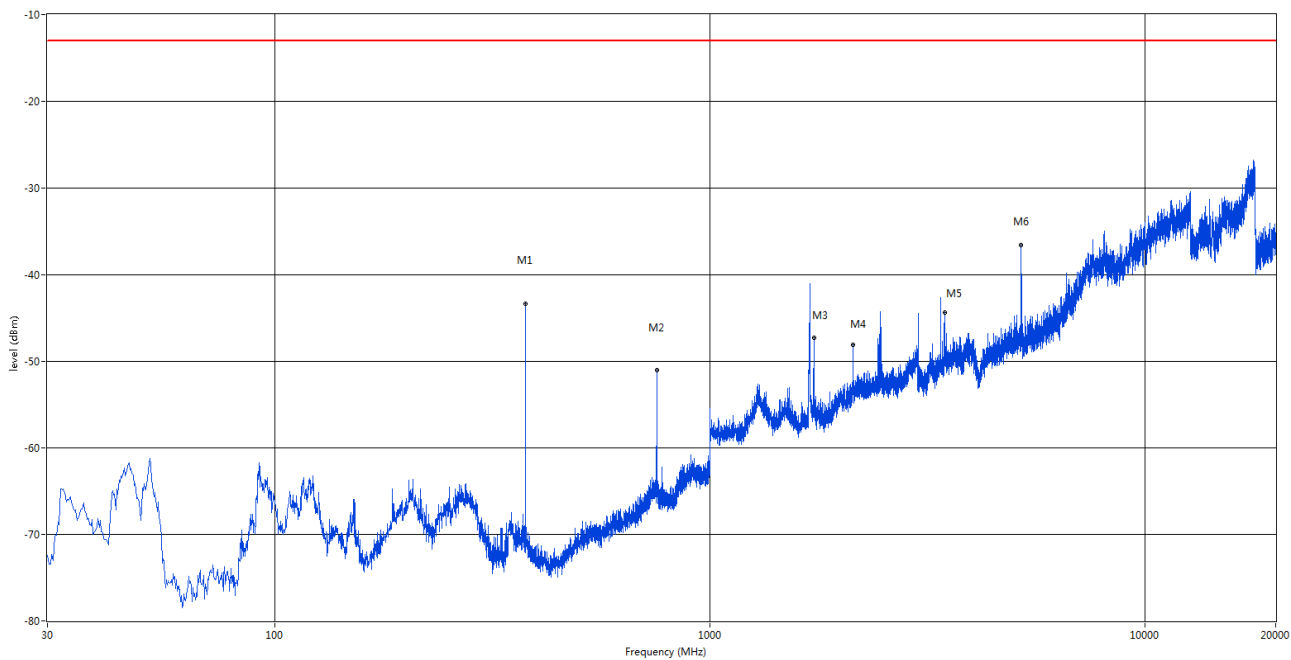


Frequency (MHz)	Result (dBm)	Factor (dB)	PK Limit (dBm)	Margin (dB)	Table (o)	ANT	EUT	Verdict
377.502	-43.21	-4.16	-13.0	30.21	324.00	Vertical	Vertical	Pass
754.833	-51.25	4.29	-13.0	38.25	71.00	Vertical	Vertical	Pass
1731.000	-52.96	1.01	-13.0	39.96	3.00	Vertical	Vertical	N/A
2132.000	-47.27	2.83	-13.0	34.27	282.00	Vertical	Vertical	N/A
3463.000	-35.95	9.02	-13.0	22.95	78.00	Vertical	Vertical	Pass
5194.000	-30.26	11.97	-13.0	17.26	0.00	Vertical	Vertical	Pass

### 1.18. LTE B4 CH20175 BW5 RB1

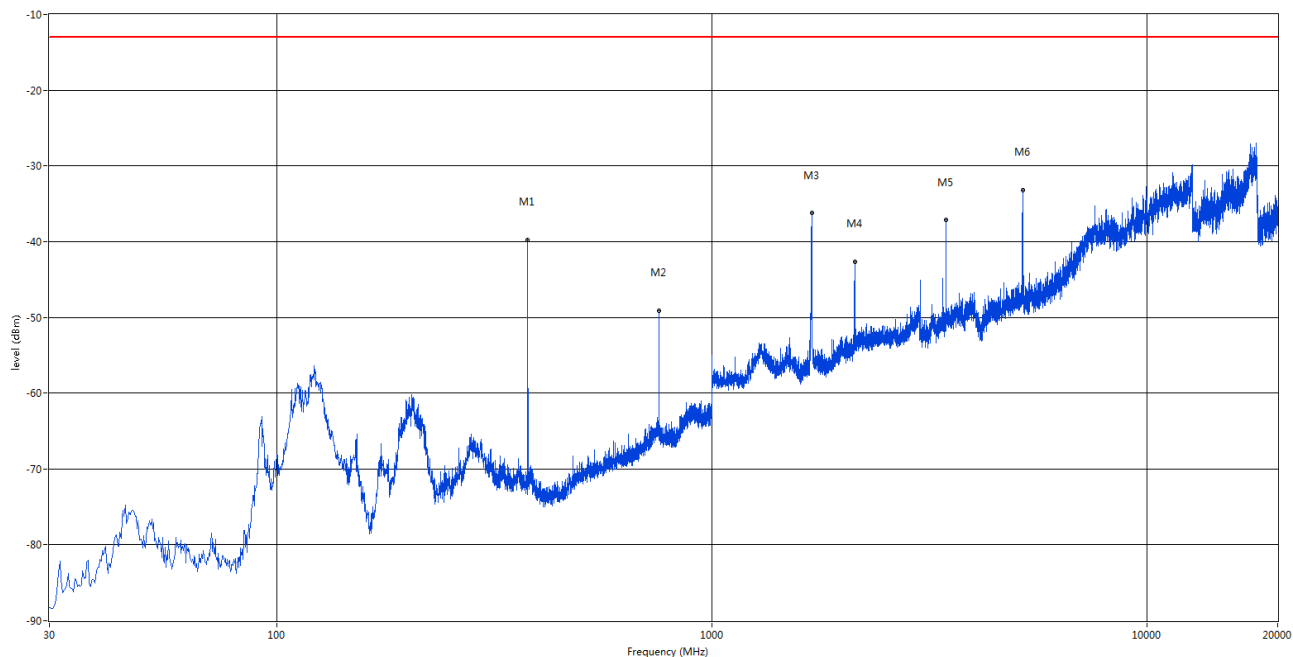


Frequency (MHz)	Result (dBm)	Factor (dB)	PK Limit (dBm)	Margin (dB)	Table (o)	ANT	EUT	Verdict
377.502	-39.45	-4.16	-13.0	26.45	47.00	Horizontal	Horizontal	Pass
755.075	-49.25	4.27	-13.0	36.25	224.00	Horizontal	Horizontal	Pass
1699.500	-39.58	0.75	-13.0	26.58	143.00	Horizontal	Horizontal	Pass
2133.500	-44.46	2.59	-13.0	31.46	305.00	Horizontal	Horizontal	N/A
3461.000	-34.53	8.92	-13.0	21.53	232.00	Horizontal	Horizontal	Pass
5191.000	-31.73	11.68	-13.0	18.73	5.00	Horizontal	Horizontal	Pass

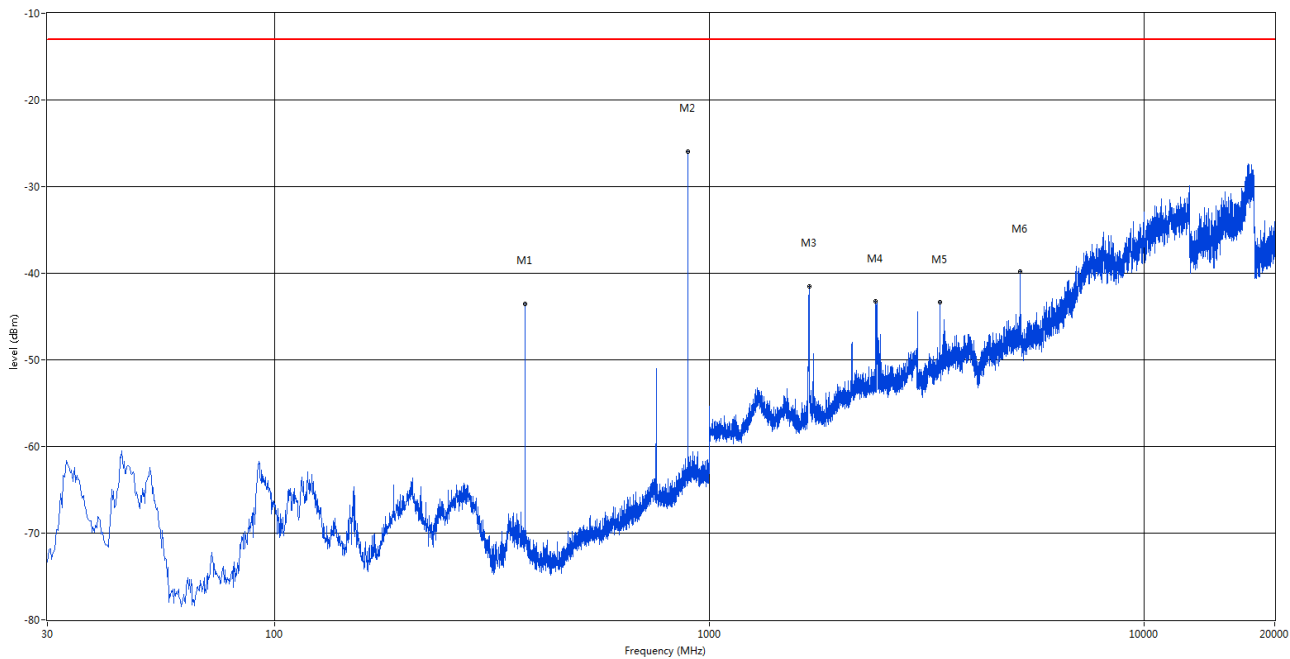


Frequency (MHz)	Result (dBm)	Factor (dB)	PK Limit (dBm)	Margin (dB)	Table (o)	ANT	EUT	Verdict
377.502	-43.27	-4.16	-13.0	30.27	320.00	Vertical	Vertical	Pass
754.833	-51.02	4.29	-13.0	38.02	128.00	Vertical	Vertical	Pass
1734.500	-47.32	0.95	-13.0	34.32	360.00	Vertical	Vertical	N/A
2132.000	-48.09	2.83	-13.0	35.09	278.00	Vertical	Vertical	N/A
3463.000	-44.27	9.02	-13.0	31.27	43.00	Vertical	Vertical	Pass
5197.000	-36.53	11.63	-13.0	23.53	113.00	Vertical	Vertical	Pass

## 1.19. LTE B4 CH20175 BW10 RB1

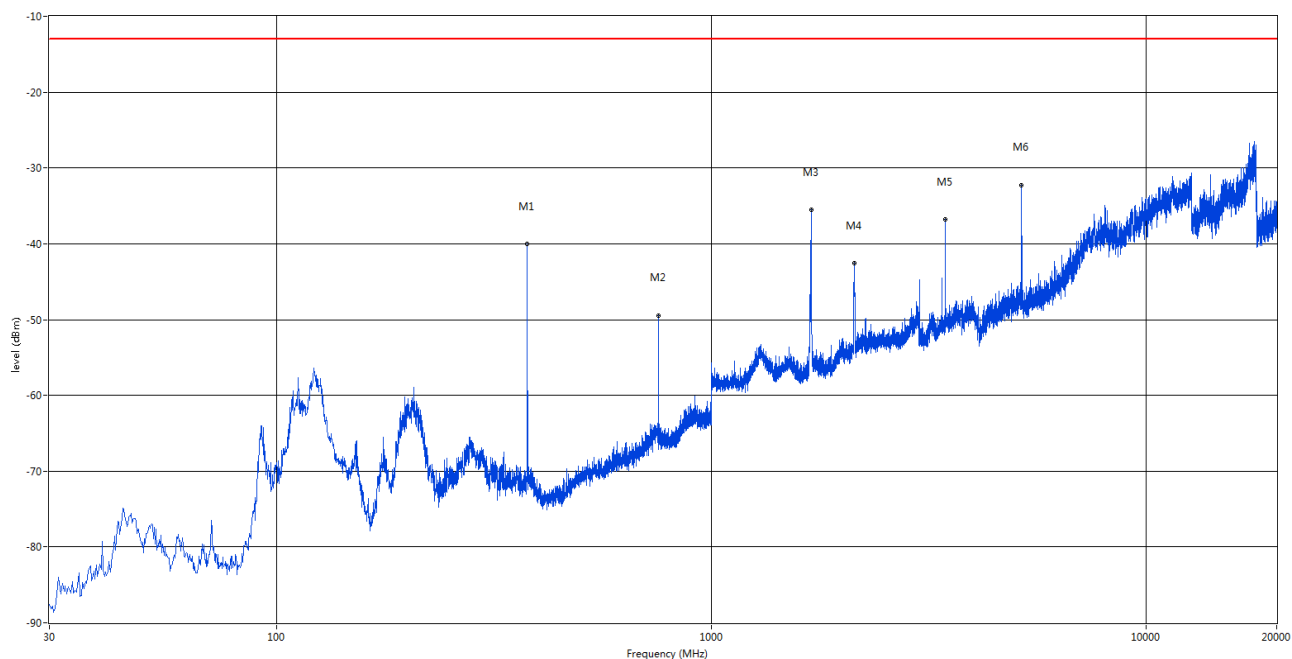


Frequency (MHz)	Result (dBm)	Factor (dB)	PK Limit (dBm)	Margin (dB)	Table (o)	ANT	EUT	Verdict
377.502	-39.71	-4.16	-13.0	26.71	67.00	Horizontal	Horizontal	Pass
755.075	-49.04	4.27	-13.0	36.04	236.00	Horizontal	Horizontal	Pass
1700.000	-36.18	1.24	-13.0	23.18	132.00	Horizontal	Horizontal	Pass
2135.500	-42.60	2.78	-13.0	29.60	71.00	Horizontal	Horizontal	N/A
3456.000	-37.09	9.00	-13.0	24.09	36.00	Horizontal	Horizontal	Pass
5184.000	-33.15	11.63	-13.0	20.15	128.00	Horizontal	Horizontal	Pass



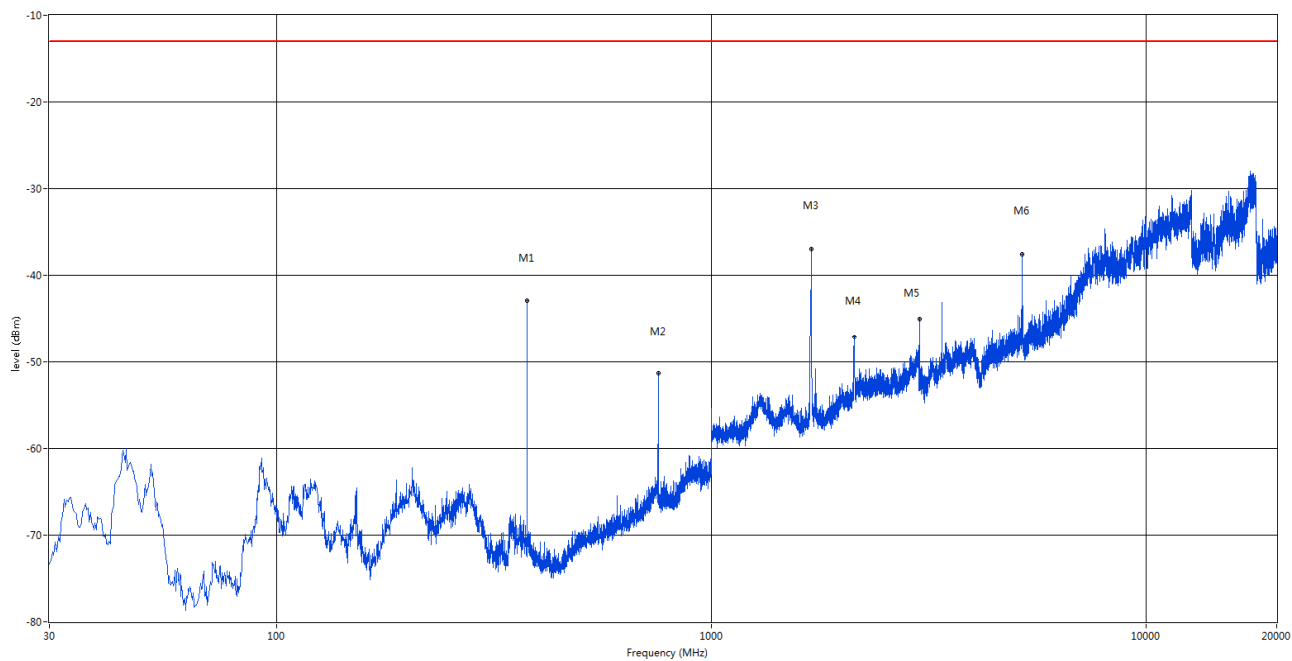
Frequency (MHz)	Result (dBm)	Factor (dB)	PK Limit (dBm)	Margin (dB)	Table (o)	ANT	EUT	Verdict
377.502	-43.47	-4.16	-13.0	30.47	194.00	Vertical	Vertical	Pass
894.513	-25.89	6.61	-13.0	12.89	201.00	Vertical	Vertical	Pass
1700.000	-41.46	1.24	-13.0	28.46	143.00	Vertical	Vertical	N/A
2418.000	-43.22	3.69	-13.0	30.22	82.00	Vertical	Vertical	Pass
3397.000	-43.33	8.87	-13.0	30.33	17.00	Vertical	Vertical	Pass
5196.000	-39.79	11.68	-13.0	26.79	109.00	Vertical	Vertical	Pass

## 1.20. LTE B4 CH20175 BW15 RB1



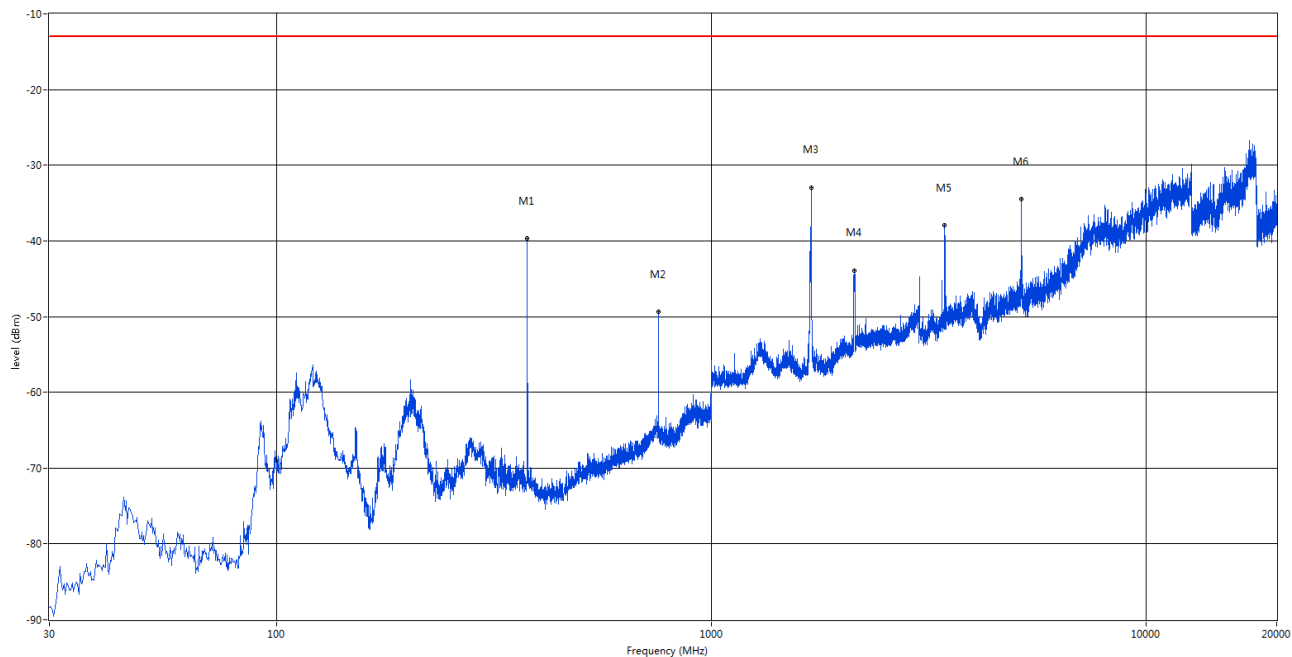
Frequency (MHz)	Result (dBm)	Factor (dB)	PK Limit (dBm)	Margin (dB)	Table (o)	ANT	EUT	Verdict
377.502	-40.03	-4.16	-13.0	27.03	55.00	Horizontal	Horizontal	Pass
755.075	-49.38	4.27	-13.0	36.38	224.00	Horizontal	Horizontal	Pass
1700.500	-35.50	1.48	-13.0	22.50	143.00	Horizontal	Horizontal	N/A
2135.000	-42.52	2.71	-13.0	29.52	297.00	Horizontal	Horizontal	N/A
3452.000	-36.73	8.88	-13.0	23.73	24.00	Horizontal	Horizontal	Pass
5177.000	-32.20	11.70	-13.0	19.20	24.00	Horizontal	Horizontal	Pass



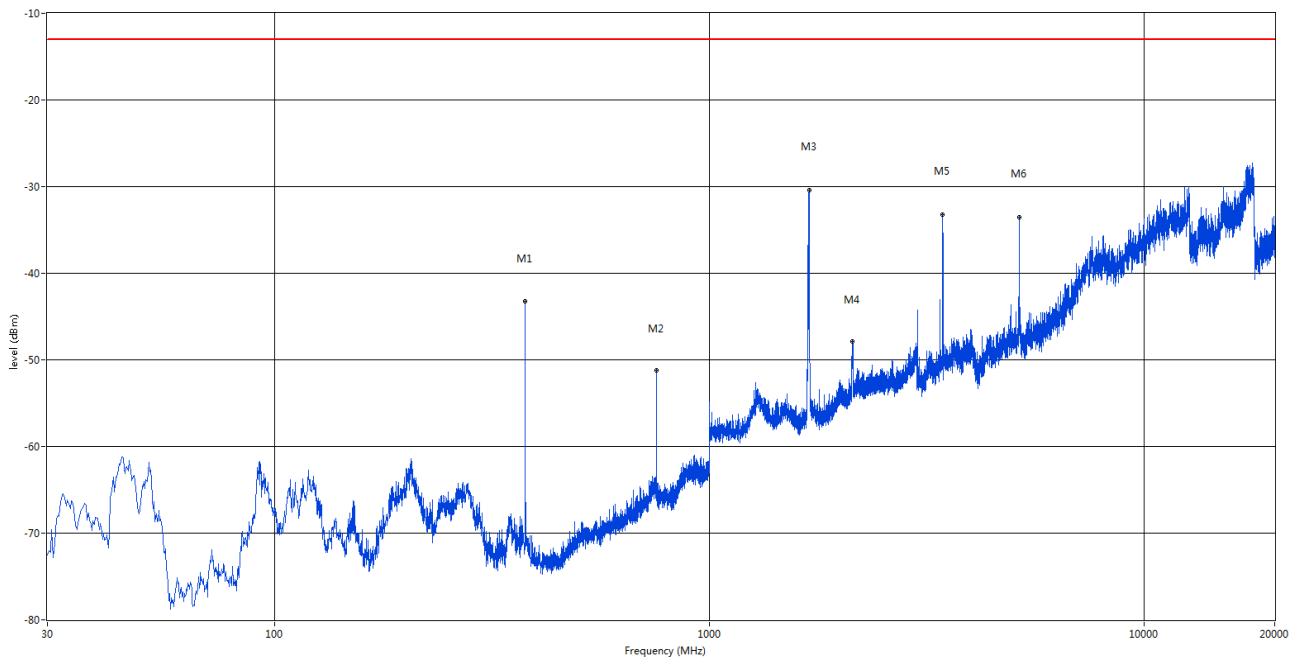


Frequency (MHz)	Result (dBm)	Factor (dB)	PK Limit (dBm)	Margin (dB)	Table (o)	ANT	EUT	Verdict
377.502	-42.90	-4.16	-13.0	29.90	220.00	Vertical	Vertical	Pass
754.833	-51.37	4.29	-13.0	38.37	120.00	Vertical	Vertical	Pass
1700.000	-36.93	1.24	-13.0	23.93	201.00	Vertical	Vertical	N/A
3019.000	-45.02	7.41	-13.0	32.02	243.00	Vertical	Vertical	Pass
2135.500	-47.13	2.78	-13.0	34.13	278.00	Vertical	Vertical	Pass
5200.000	-37.51	11.68	-13.0	24.51	113.00	Vertical	Vertical	Pass

## 1.21. LTE B4 CH20175 BW20 RB1

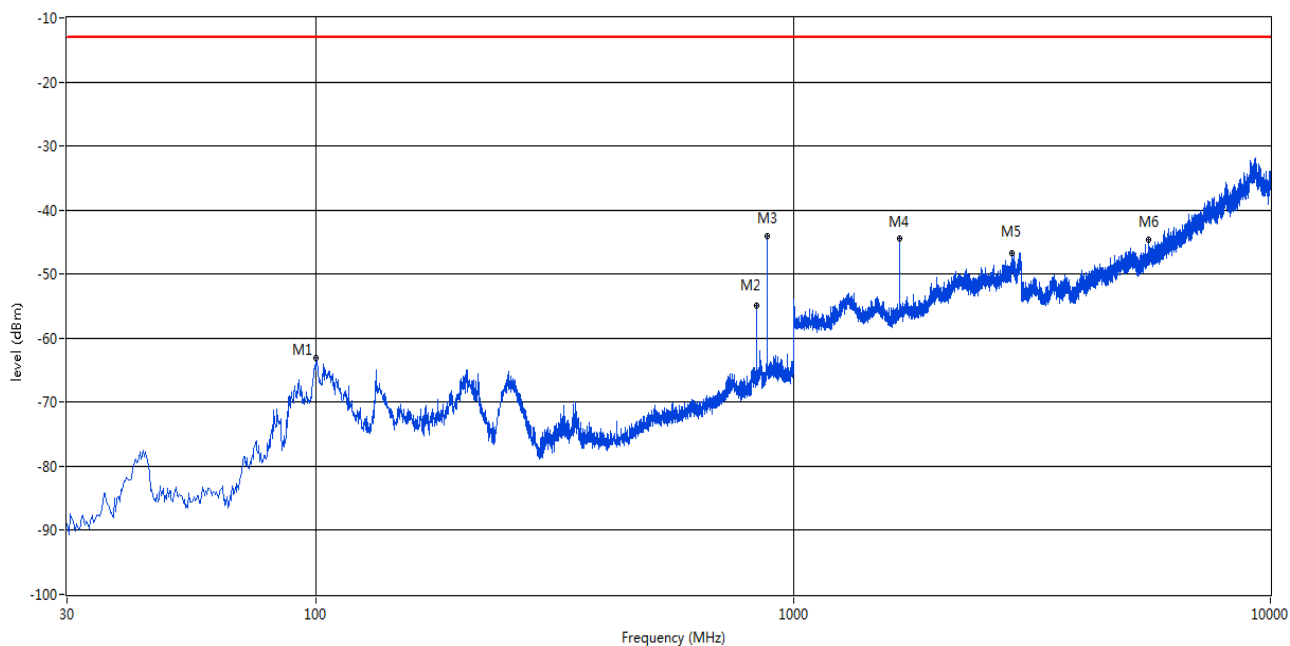


Frequency (MHz)	Result (dBm)	Factor (dB)	PK Limit (dBm)	Margin (dB)	Table (o)	ANT	EUT	Verdict
377.502	-39.63	-4.16	-13.0	26.63	67.00	Horizontal	Horizontal	Pass
755.075	-49.30	4.27	-13.0	36.30	236.00	Horizontal	Horizontal	Pass
1700.000	-32.92	1.24	-13.0	19.92	132.00	Horizontal	Horizontal	N/A
2131.500	-43.86	2.89	-13.0	30.86	278.00	Horizontal	Horizontal	N/A
3447.000	-37.89	8.82	-13.0	24.89	43.00	Horizontal	Horizontal	Pass
5171.000	-34.49	11.75	-13.0	21.49	136.00	Horizontal	Horizontal	Pass

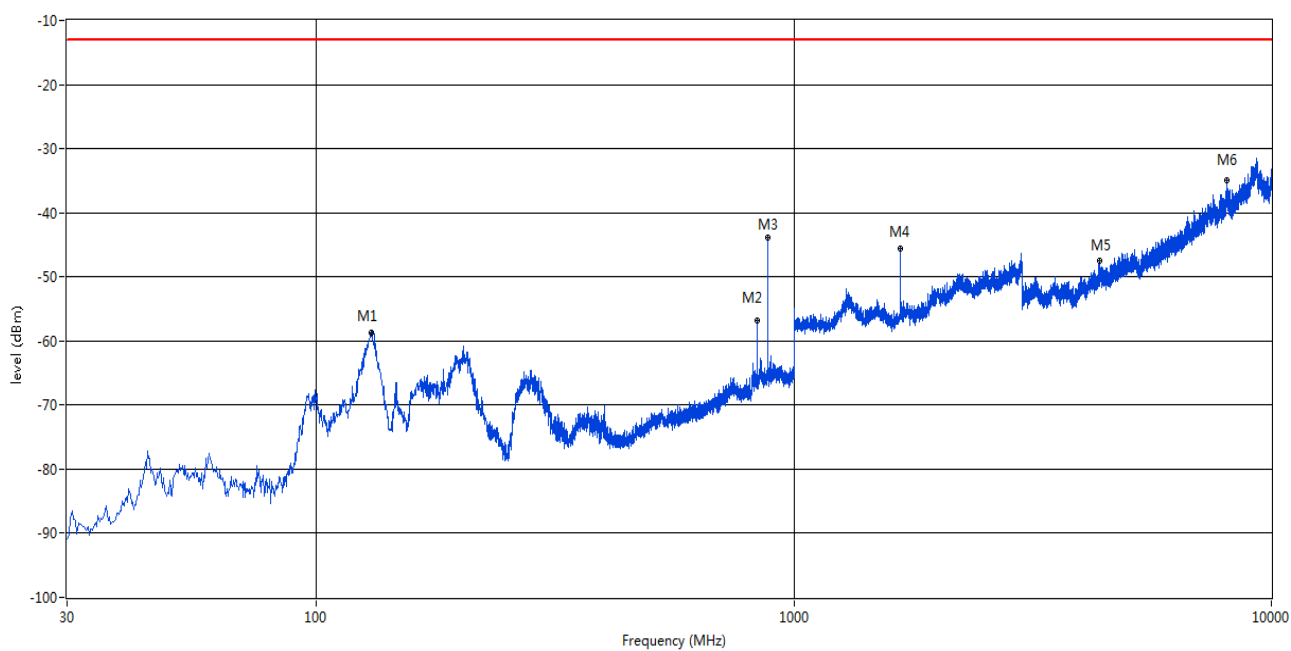


Frequency (MHz)	Result (dBm)	Factor (dB)	PK Limit (dBm)	Margin (dB)	Table (o)	ANT	EUT	Verdict
377.502	-43.21	-4.16	-13.0	30.21	340.00	Vertical	Vertical	Pass
754.833	-51.27	4.29	-13.0	38.27	124.00	Vertical	Vertical	Pass
1696.500	-30.33	-0.80	-13.0	17.33	159.00	Vertical	Vertical	N/A
2135.500	-47.96	2.78	-13.0	34.96	105.00	Vertical	Vertical	N/A
3447.000	-33.18	8.82	-13.0	20.18	40.00	Vertical	Vertical	Pass
5171.000	-33.47	11.75	-13.0	20.47	109.00	Vertical	Vertical	Pass

## 1.22. LTE B5 CH20525 BW1.4 RB1

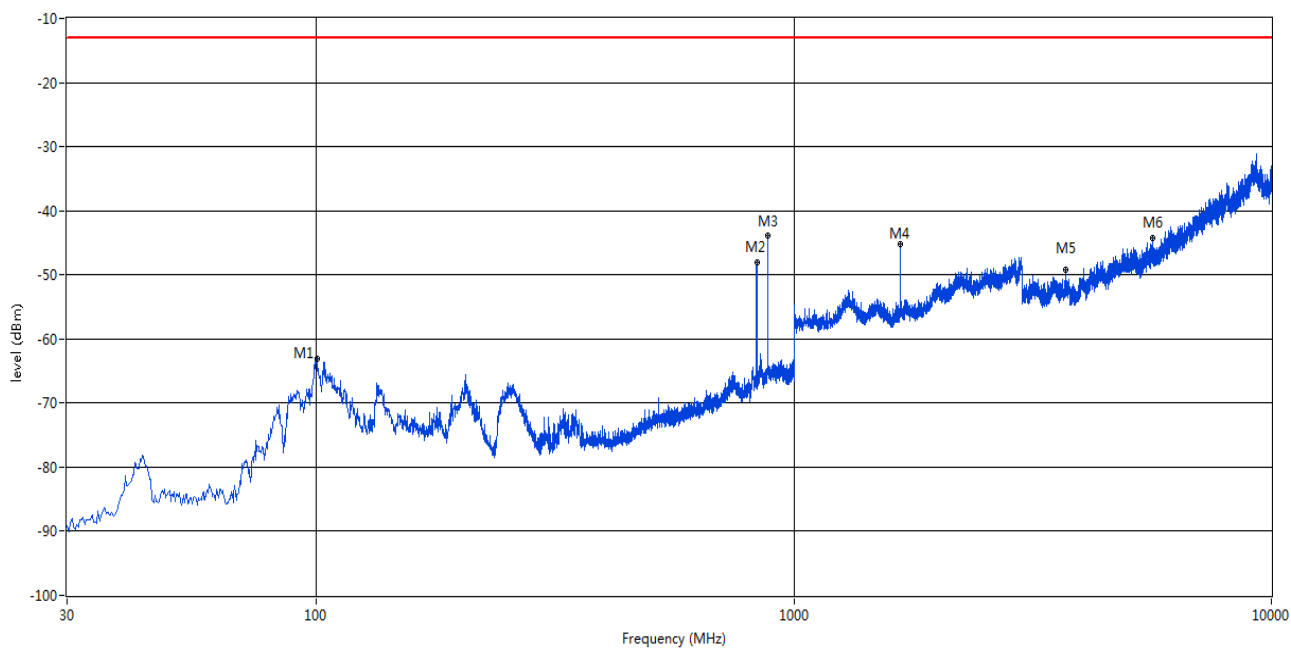


Frequency (MHz)	Result (dBm)	Factor (dB)	PK Limit (dBm)	Margin (dB)	Table (o)	ANT	EUT	Verdict
99.840	-63.05	-4.80	-13.0	50.05	79.00	Horizontal	Horizontal	Pass
836.070	-54.87	4.97	-13.0	41.87	233.00	Horizontal	Horizontal	N/A
881.175	-43.99	4.46	-13.0	30.99	310.00	Horizontal	Horizontal	N/A
1672.000	-44.49	0.05	-13.0	31.49	82.00	Horizontal	Horizontal	Pass
2866.500	-46.75	8.97	-13.0	33.75	282.00	Horizontal	Horizontal	Pass
5551.000	-44.60	11.84	-13.0	31.60	164.00	Horizontal	Horizontal	Pass

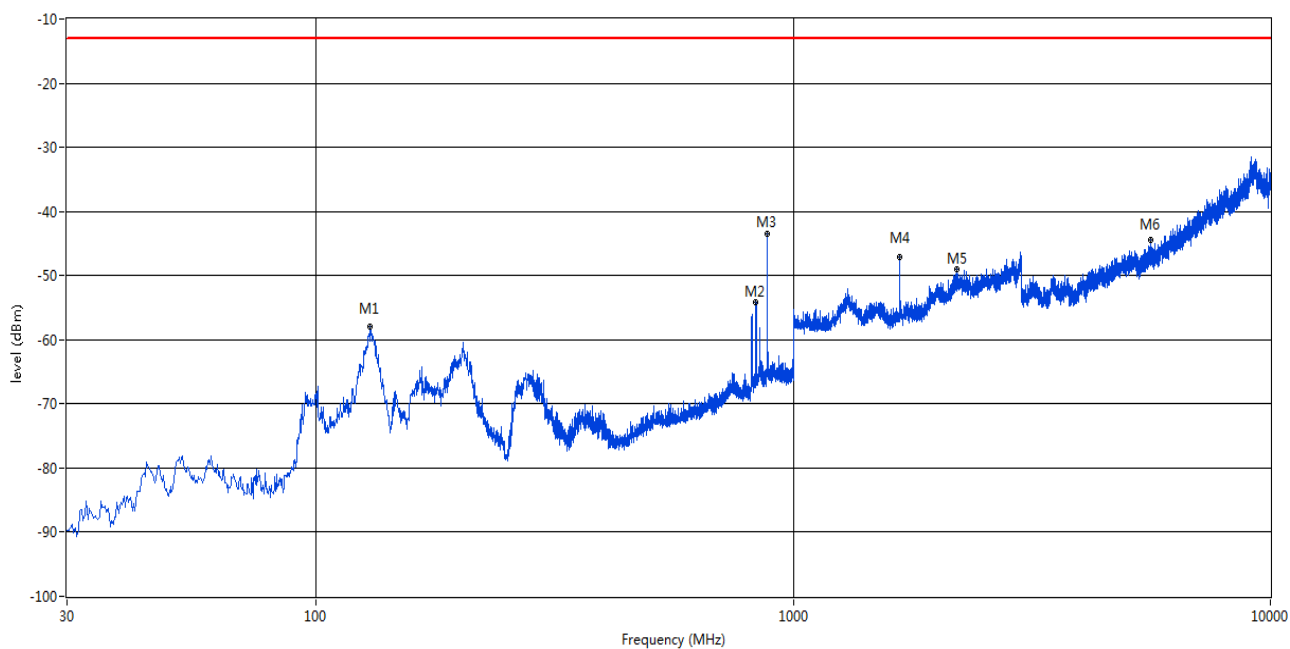


Frequency (MHz)	Result (dBm)	Factor (dB)	PK Limit (dBm)	Margin (dB)	Table (o)	ANT	EUT	Verdict
130.152	-58.71	-9.77	-13.0	45.71	187.00	Horizontal	Vertical	Pass
836.070	-56.86	4.97	-13.0	43.86	356.00	Horizontal	Vertical	N/A
880.932	-43.96	4.46	-13.0	30.96	6.00	Horizontal	Vertical	N/A
1672.000	-45.67	0.05	-13.0	32.67	328.00	Horizontal	Vertical	Pass
4357.000	-47.52	7.87	-13.0	34.52	25.00	Horizontal	Vertical	Pass
8054.500	-34.88	18.15	-13.0	21.88	159.00	Horizontal	Vertical	Pass

### 1.23. LTE B5 CH20525 BW3 RB1

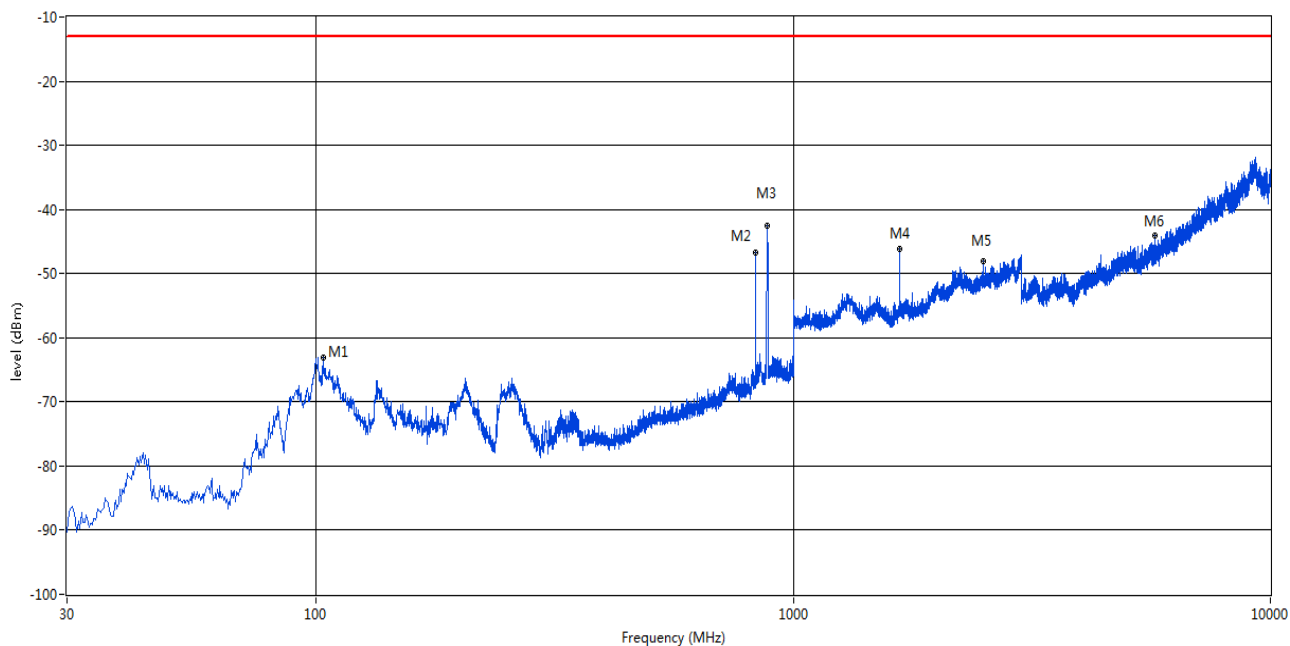


Frequency (MHz)	Result (dBm)	Factor (dB)	PK Limit (dBm)	Margin (dB)	Table (o)	ANT	EUT	Verdict
100.082	-63.09	-4.72	-13.0	50.09	48.00	Horizontal	Horizontal	Pass
835.343	-48.10	4.93	-13.0	35.10	225.00	Horizontal	Horizontal	N/A
881.175	-43.80	4.46	-13.0	30.80	156.00	Horizontal	Horizontal	N/A
1670.500	-45.21	-0.11	-13.0	32.21	90.00	Horizontal	Horizontal	Pass
3699.000	-49.18	6.79	-13.0	36.18	25.00	Horizontal	Horizontal	Pass
5628.000	-44.26	11.55	-13.0	31.26	187.00	Horizontal	Horizontal	Pass



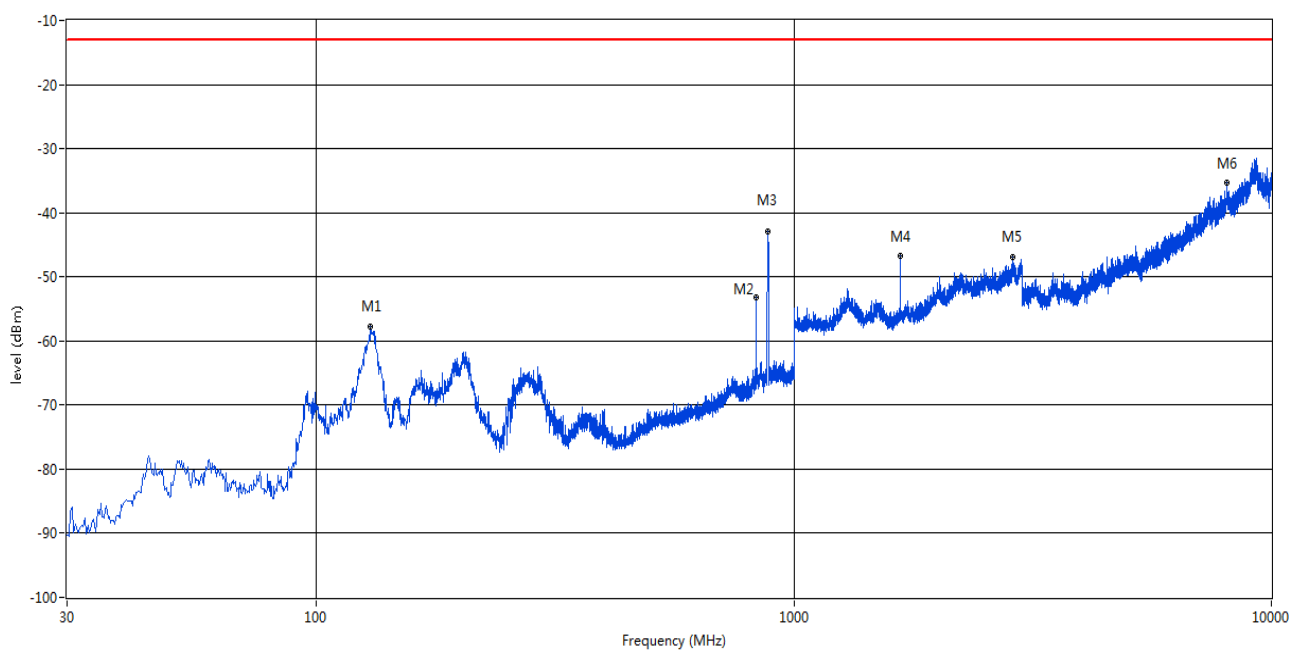
Frequency (MHz)	Result (dBm)	Factor (dB)	PK Limit (dBm)	Margin (dB)	Table (o)	ANT	EUT	Verdict
129.425	-57.87	-9.72	-13.0	44.87	171.00	Horizontal	Vertical	Pass
835.100	-54.17	4.91	-13.0	41.17	2.00	Horizontal	Vertical	N/A
880.932	-43.57	4.46	-13.0	30.57	358.00	Horizontal	Vertical	N/A
1670.500	-47.04	-0.11	-13.0	34.04	51.00	Horizontal	Vertical	Pass
2203.500	-49.01	5.32	-13.0	36.01	259.00	Horizontal	Vertical	Pass
5624.000	-44.38	11.88	-13.0	31.38	64.00	Horizontal	Vertical	Pass

### 1.24. LTE B5 CH20525 BW5 RB1



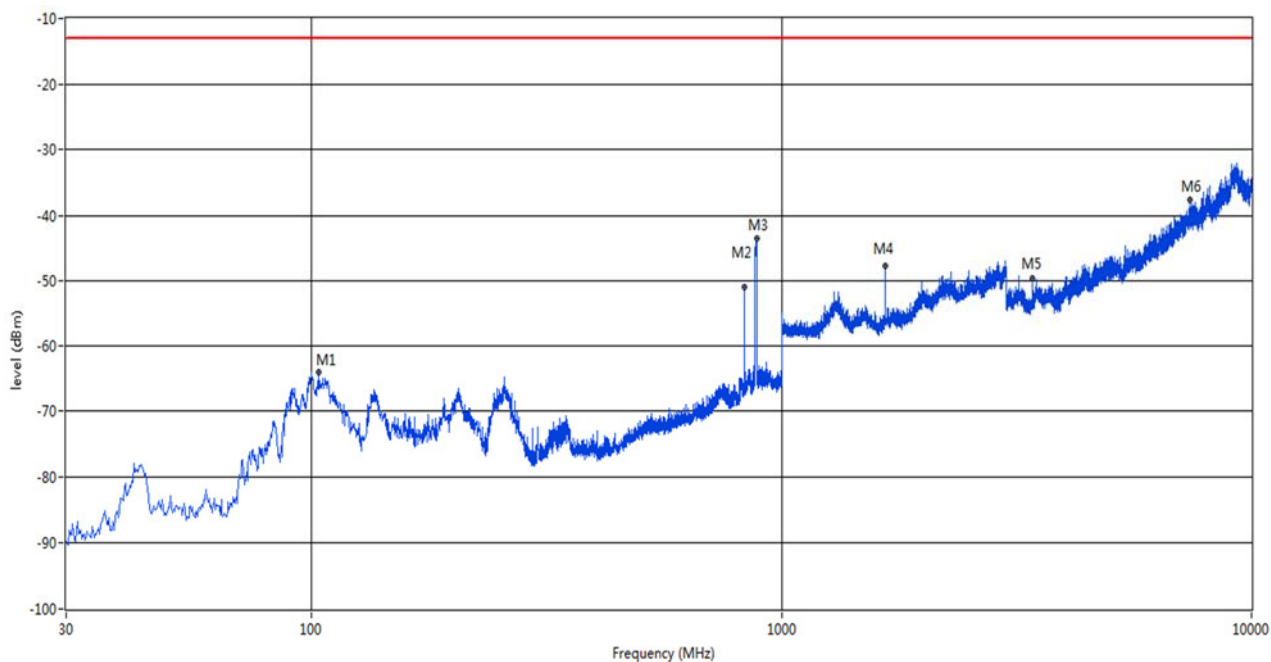
Frequency (MHz)	Result (dBm)	Factor (dB)	PK Limit (dBm)	Margin (dB)	Table (o)	ANT	EUT	Verdict
103.235	-63.07	-5.17	-13.0	50.07	33.00	Horizontal	Horizontal	Pass
834.372	-46.66	4.87	-13.0	33.66	240.00	Horizontal	Horizontal	N/A
879.720	-42.45	4.46	-13.0	29.45	317.00	Horizontal	Horizontal	N/A
1668.500	-46.17	0.02	-13.0	33.17	97.00	Horizontal	Horizontal	Pass
2503.000	-47.99	6.16	-13.0	34.99	266.00	Horizontal	Horizontal	Pass
5726.000	-44.12	12.09	-13.0	31.12	360.00	Horizontal	Horizontal	Pass



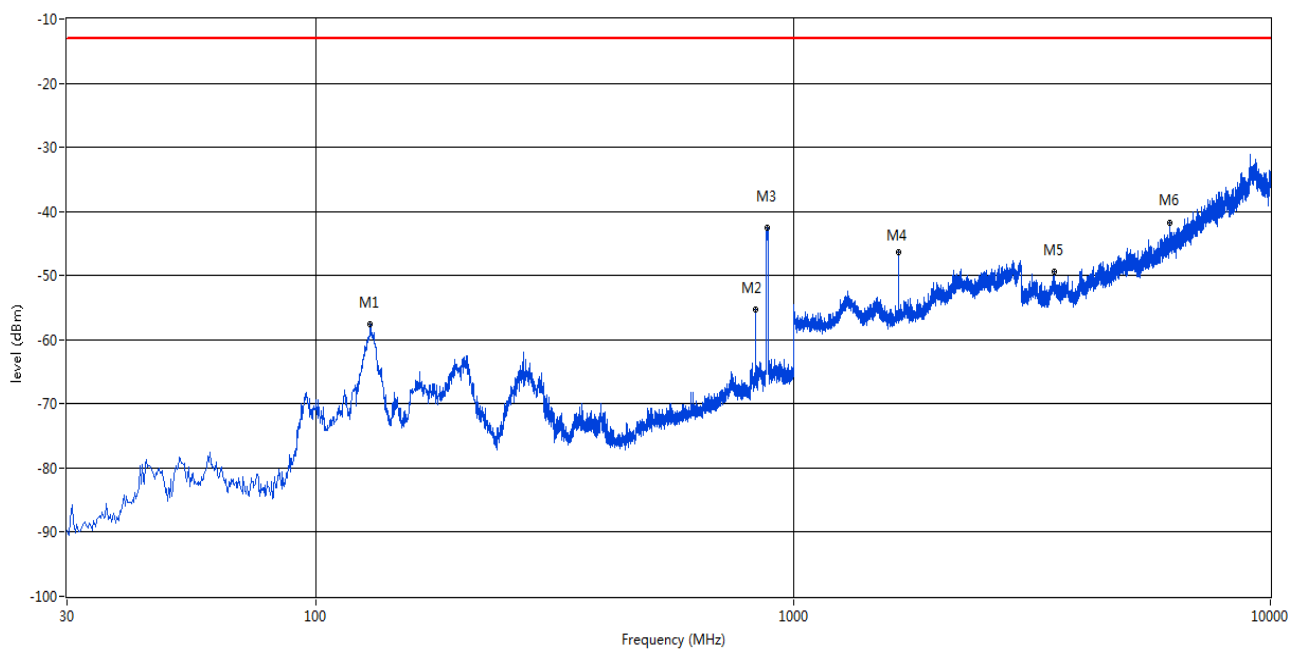


Frequency (MHz)	Result (dBm)	Factor (dB)	PK Limit (dBm)	Margin (dB)	Table (o)	ANT	EUT	Verdict
129.667	-57.68	-9.74	-13.0	44.68	171.00	Horizontal	Vertical	Pass
834.372	-53.22	4.87	-13.0	40.22	358.00	Horizontal	Vertical	N/A
879.478	-42.89	4.46	-13.0	29.89	359.00	Horizontal	Vertical	N/A
1669.000	-46.77	-0.02	-13.0	33.77	166.00	Horizontal	Vertical	Pass
2871.500	-47.00	8.74	-13.0	34.00	182.00	Horizontal	Vertical	Pass
8062.000	-35.23	19.54	-13.0	22.23	97.00	Horizontal	Vertical	Pass

## 1.25. LTE B5 CH20525 BW10 RB1

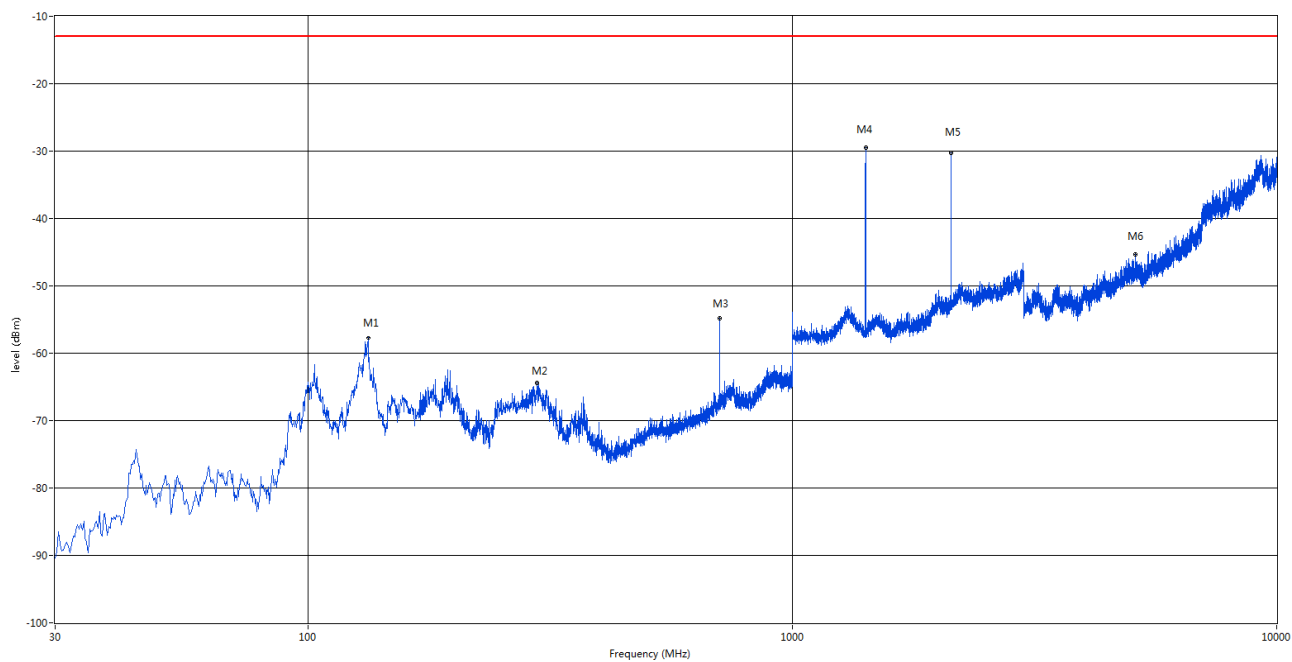


Frequency (MHz)	Result (dBm)	Factor (dB)	PK Limit (dBm)	Margin (dB)	Table (o)	ANT	EUT	Verdict
103.235	-64.00	-5.17	-13.0	51.00	358.00	Horizontal	Horizontal	Pass
832.190	-50.87	4.73	-13.0	37.87	225.00	Horizontal	Horizontal	N/A
883.600	-43.56	4.64	-13.0	30.56	164.00	Horizontal	Horizontal	N/A
1664.000	-47.62	-0.15	-13.0	34.62	289.00	Horizontal	Horizontal	Pass
3423.000	-49.58	5.24	-13.0	36.58	256.00	Horizontal	Horizontal	Pass
7408.750	-37.53	19.52	-13.0	24.53	313.00	Horizontal	Horizontal	Pass

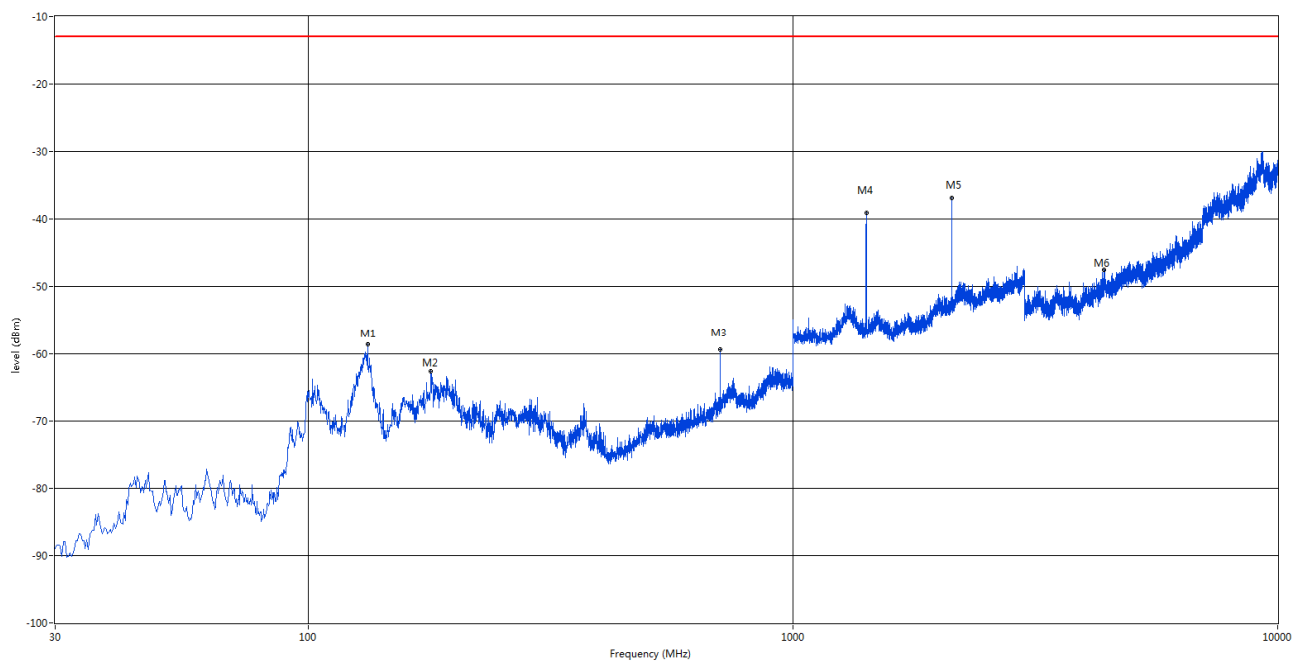


Frequency (MHz)	Result (dBm)	Factor (dB)	PK Limit (dBm)	Margin (dB)	Table (o)	ANT	EUT	Verdict
129.425	-57.48	-9.72	-13.0	44.48	158.00	Horizontal	Vertical	Pass
832.190	-55.31	4.73	-13.0	42.31	6.00	Horizontal	Vertical	N/A
880.932	-42.47	4.46	-13.0	29.47	117.00	Horizontal	Vertical	N/A
1664.500	-46.30	-0.14	-13.0	33.30	166.00	Horizontal	Vertical	Pass
3520.000	-49.45	5.95	-13.0	36.45	358.00	Horizontal	Vertical	Pass
6138.000	-41.84	13.77	-13.0	28.84	264.00	Horizontal	Vertical	Pass

## 1.26. LTE B17 CH23790 BW5 RB1

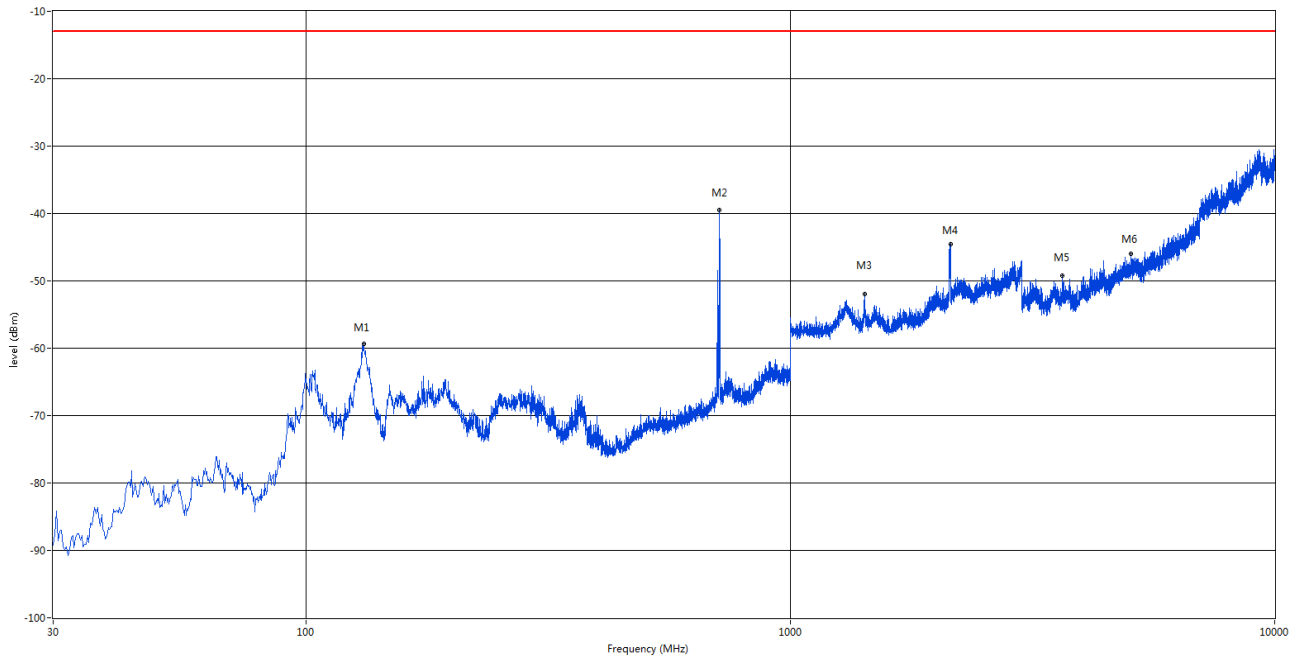


Frequency (MHz)	Result (dBm)	Factor (dB)	PK Limit (dBm)	Margin (dB)	Table (o)	ANT	EUT	Verdict
132.820	-57.79	-9.63	-13.0	44.79	90.00	Horizontal	Horizontal	Pass
296.750	-64.41	-7.75	-13.0	51.41	259.00	Horizontal	Horizontal	Pass
707.787	-54.73	3.65	-13.0	41.73	59.00	Horizontal	Horizontal	N/A
1416.000	-29.51	0.13	-13.0	16.51	101.00	Horizontal	Horizontal	Pass
2123.000	-30.18	3.98	-13.0	17.18	117.00	Horizontal	Horizontal	Pass
5101.000	-45.25	10.45	-13.0	32.25	358.00	Horizontal	Horizontal	Pass

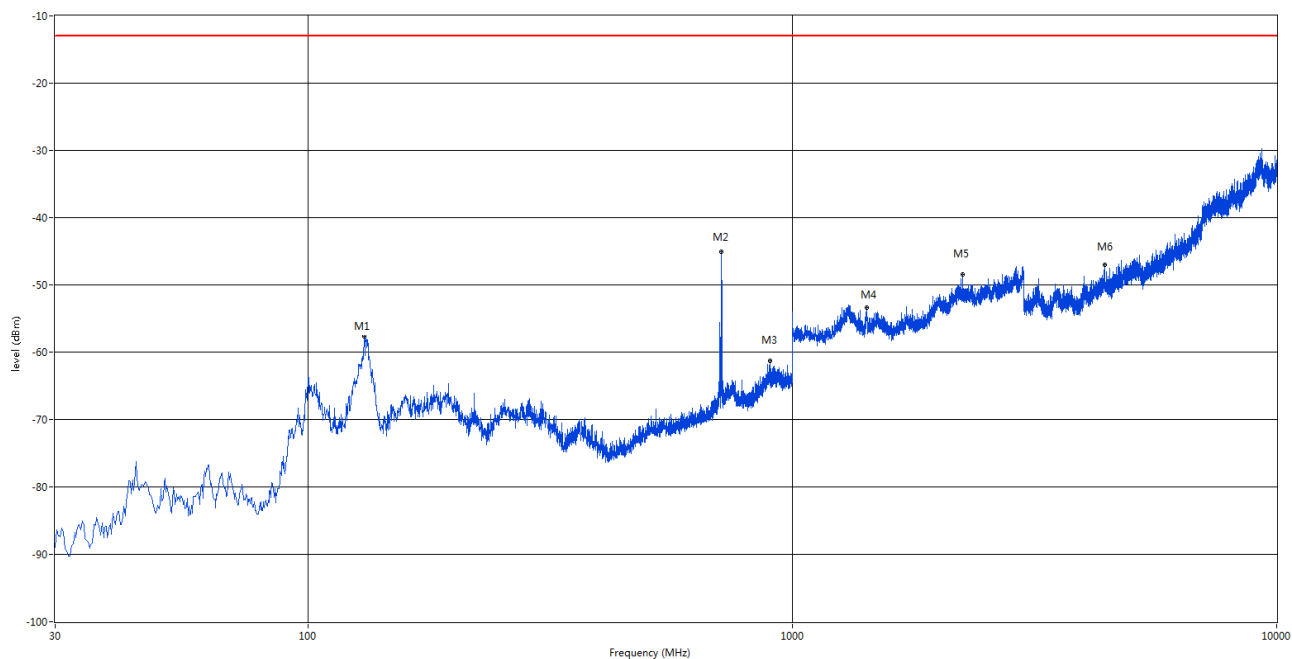


Frequency (MHz)	Result (dBm)	Factor (dB)	PK Limit (dBm)	Margin (dB)	Table (o)	ANT	EUT	Verdict
132.335	-58.57	-9.58	-13.0	45.57	82.00	Horizontal	Vertical	Pass
178.895	-62.64	-13.25	-13.0	49.64	13.00	Horizontal	Vertical	Pass
707.787	-59.46	3.65	-13.0	46.46	51.00	Horizontal	Vertical	N/A
1415.500	-39.00	0.12	-13.0	26.00	47.00	Horizontal	Vertical	Pass
2123.000	-36.78	3.98	-13.0	23.78	194.00	Horizontal	Vertical	Pass
4384.000	-47.43	8.00	-13.0	34.43	82.00	Horizontal	Vertical	Pass

## 1.27. LTE B17 CH23790 BW10 RB1



Frequency (MHz)	Result (dBm)	Factor (dB)	PK Limit (dBm)	Margin (dB)	Table (o)	ANT	EUT	Verdict
131.365	-59.40	-9.52	-13.0	46.40	43.00	Horizontal	Horizontal	Pass
713.850	-39.48	3.80	-13.0	26.48	82.00	Horizontal	Horizontal	N/A
1424.500	-51.91	0.41	-13.0	38.91	117.00	Horizontal	Horizontal	Pass
2138.500	-44.46	3.99	-13.0	31.46	101.00	Horizontal	Horizontal	Pass
3641.000	-49.18	6.11	-13.0	36.18	305.00	Horizontal	Horizontal	Pass
5042.000	-45.97	10.21	-13.0	32.97	289.00	Horizontal	Horizontal	Pass



Frequency (MHz)	Result (dBm)	Factor (dB)	PK Limit (dBm)	Margin (dB)	Table (o)	ANT	EUT	Verdict
130.395	-57.68	-9.49	-13.0	44.68	74.00	Horizontal	Vertical	Pass
713.850	-44.99	3.80	-13.0	31.99	51.00	Horizontal	Vertical	N/A
899.847	-61.36	6.34	-13.0	48.36	213.00	Horizontal	Vertical	Pass
1425.500	-53.33	0.41	-13.0	40.33	47.00	Horizontal	Vertical	Pass
2242.000	-48.37	6.28	-13.0	35.37	263.00	Horizontal	Vertical	Pass
4416.000	-46.99	8.37	-13.0	33.99	182.00	Horizontal	Vertical	Pass